



Multi-View Geometry (Ch7 New book. Ch 10/11 old book)

Guido Gerig

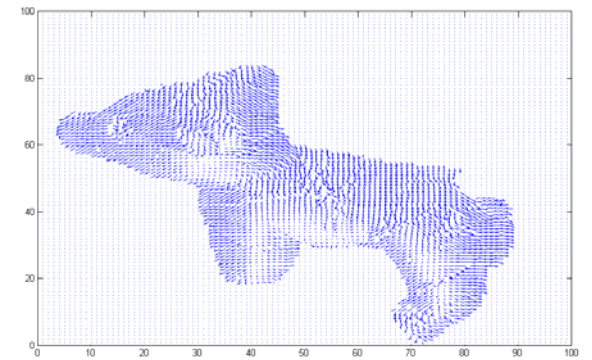
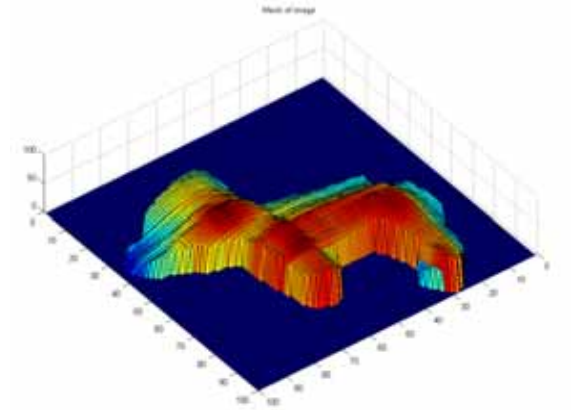
CS 6320 Spring 2015

Credits: M. Shah, UCF CAP5415, lecture 23

<http://www.cs.ucf.edu/courses/cap6411/cap5415/>, Trevor Darrell, Berkeley, C280, Marc Pollefeys

Visual cues


- Shading





- Shading
- Texture

Visual cues



The Visual Cliff, by William Vandivert, 1960



- Shading
- Texture
- Focus

Visual cues



From *The Art of Photography*, Canon



Visual cues

- Shading
- Texture
- Focus
- Motion

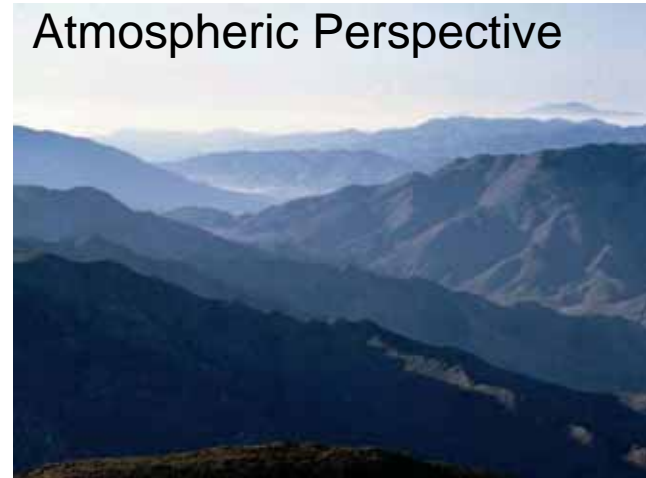




Visual cues

- Shading
- Texture
- Focus
- Motion
- Shape From X
 - $X = ($
 - shading, texture,
 - focus, motion,
 - rotation, ...)

Atmospheric Perspective




Linear Perspective





Visual cues

Shadows





Visual cues

- Shading
- Texture
- Focus
- Motion
- Shape From X
 - (X = shading,
 - texture, focus,
 - motion, rotation, ...)
- Stereo (disparity, multi-view)



http://www.well.com/~jimg/stereo/stereo_list.html

Stereo photography and stereo viewers




Take two pictures of the same subject from two slightly different viewpoints and display so that each eye sees only one of the images.



Invented by Sir Charles Wheatstone, 1838



Image courtesy of fisher-price.com

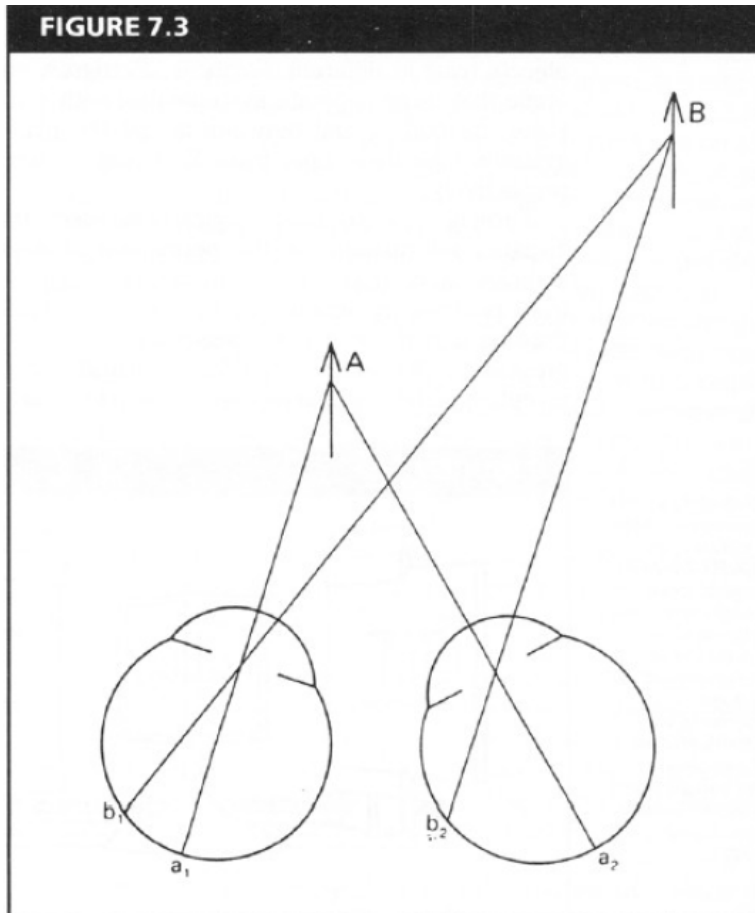


© Copyright 2001 Johnson-Shaw Stereoscopic Museum

<http://www.johnsonshawmuseum.org>

Grauman

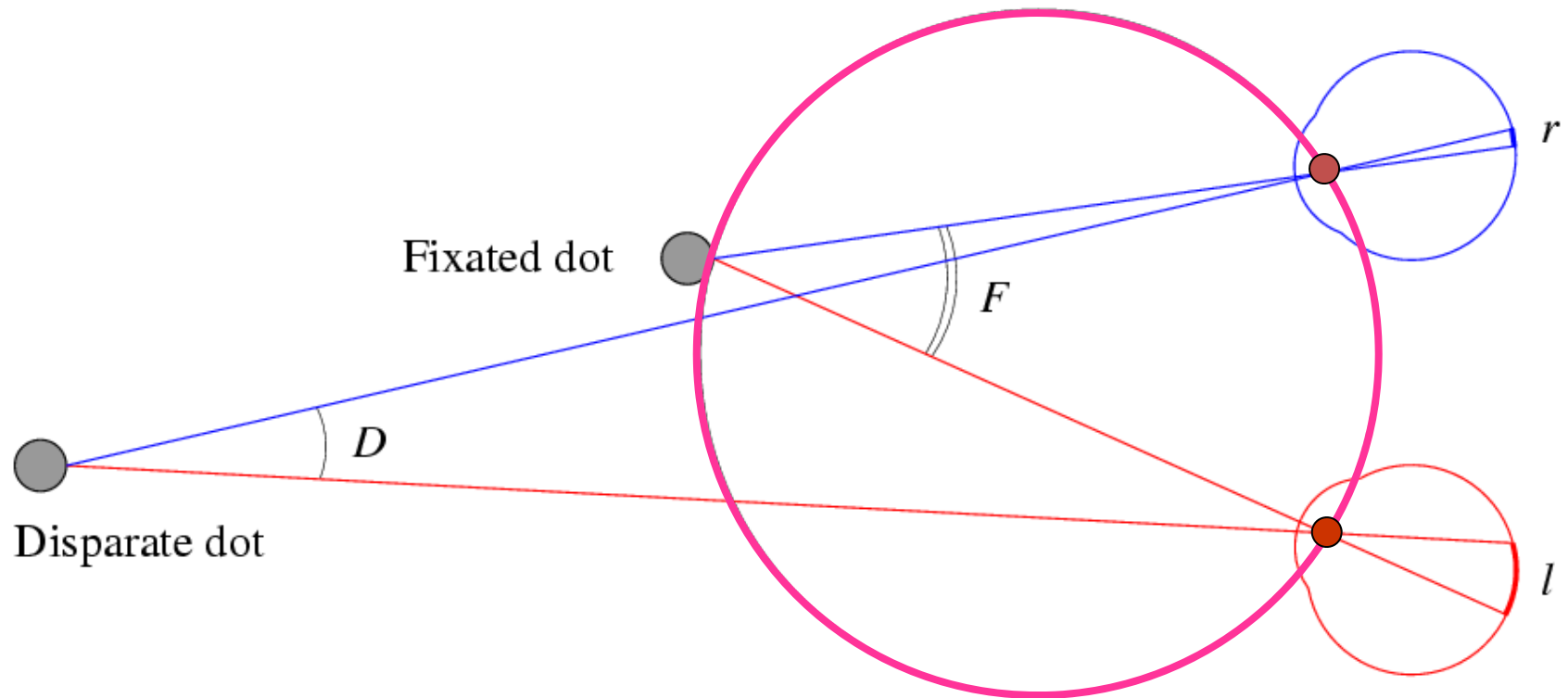
Human stereopsis: disparity



Disparity occurs when eyes fixate on one object; others appear at different visual angles

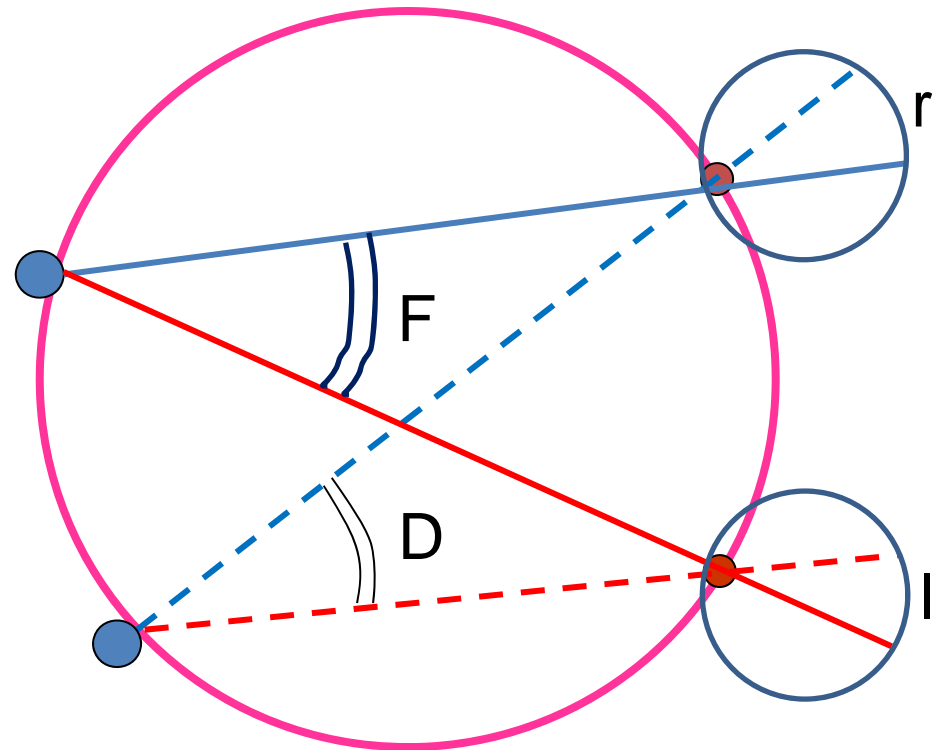
From Bruce and Green, Visual Perception, Physiology, Psychology and Ecology

Human stereopsis: disparity




Disparity: $d = r - l = D - F$.

Human stereopsis: disparity

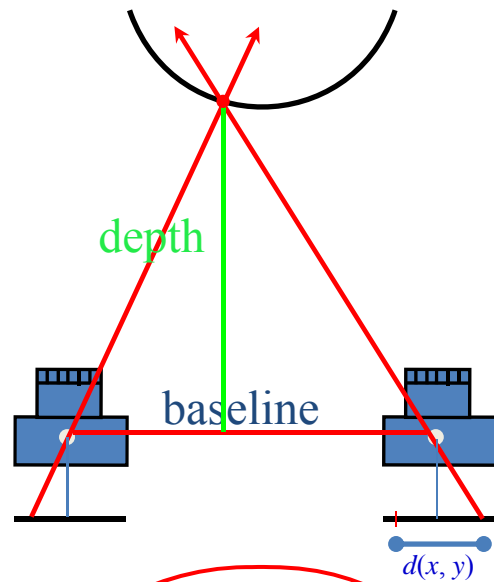


Disparity: $d = r - l = D - F = 0$.

Example: Stereo to Depth Map



Stereo Vision



$$Z(x, y) = \frac{f B}{d(x, y)}$$

$Z(x, y)$ is depth at pixel (x, y)
 $d(x, y)$ is disparity

Left

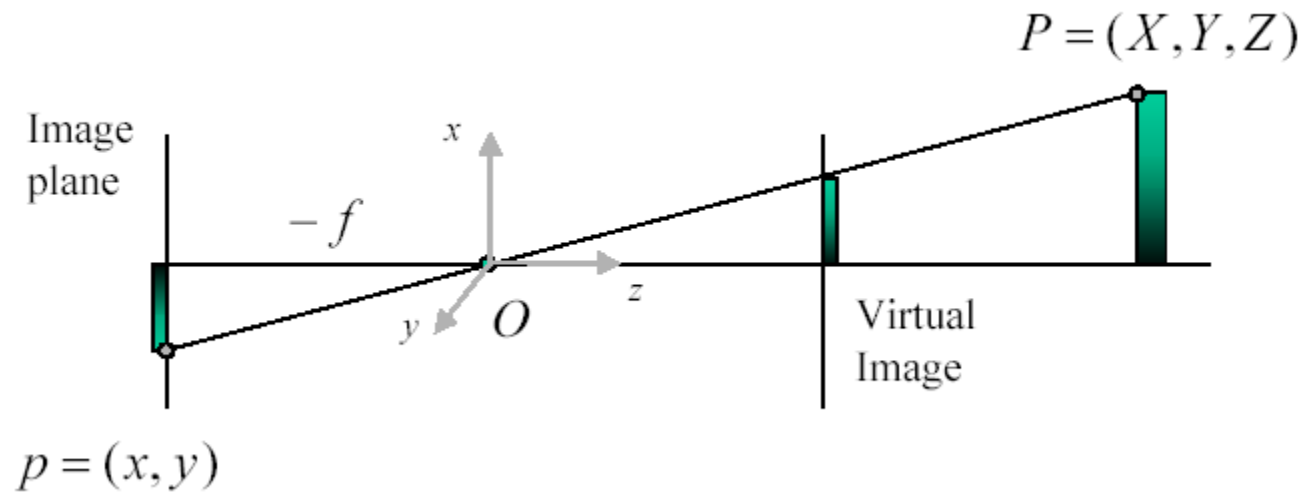


Right



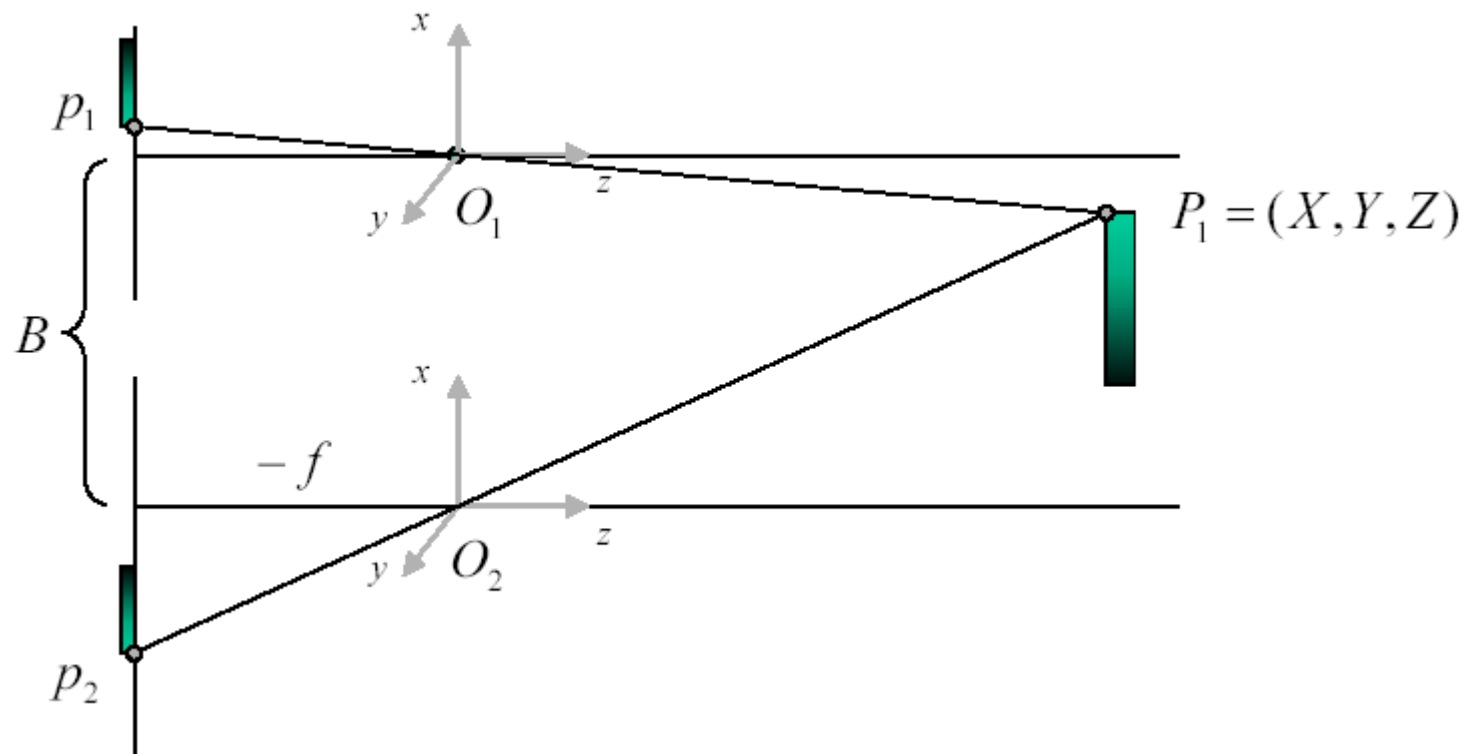
Matching correlation
windows across scan lines

Pinhole Camera Model



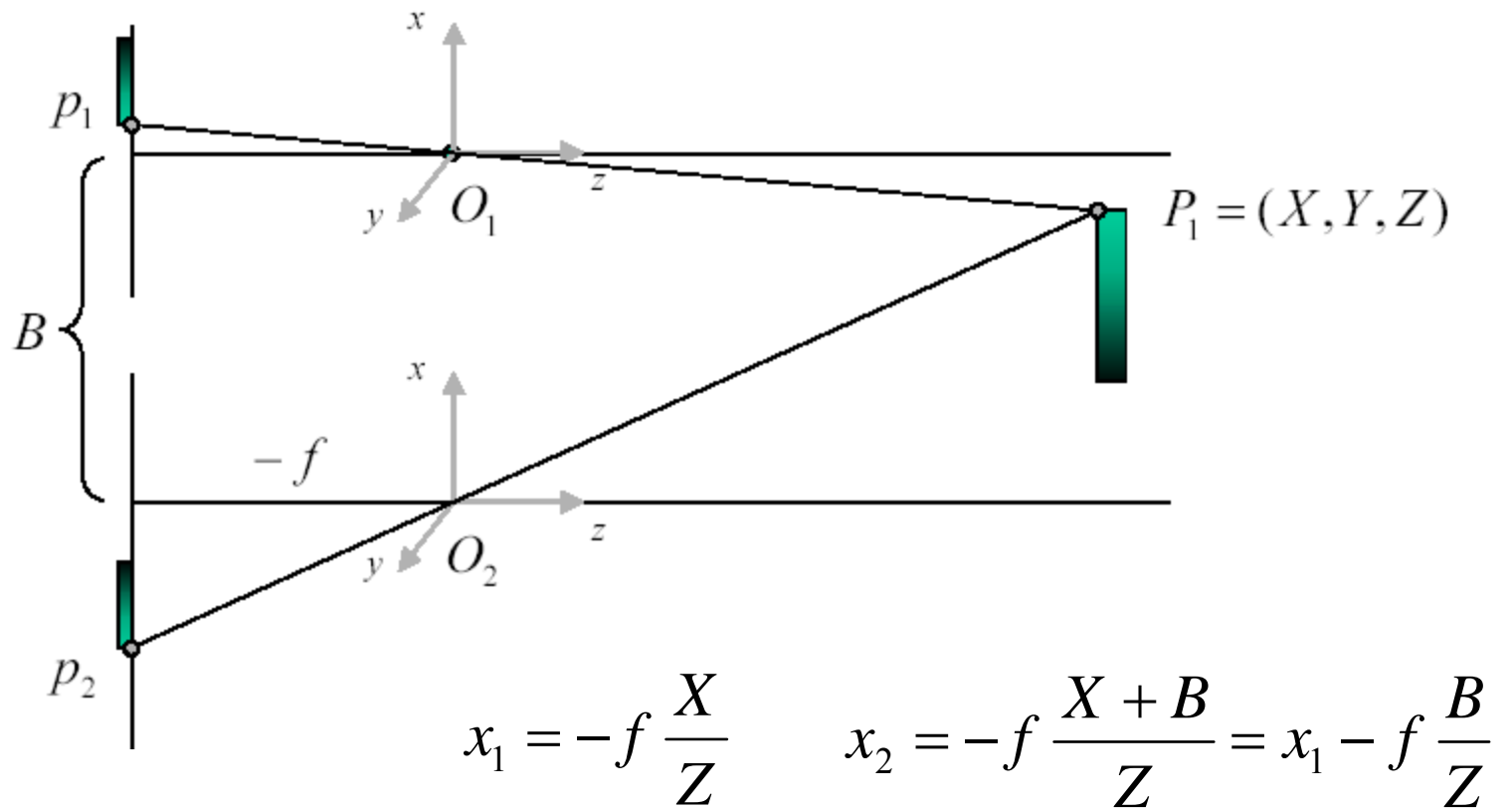
$$x = -f \frac{X}{Z}$$

Basic Stereo Derivations



Derive expression for Z as a function of x_1 , x_2 , f and B

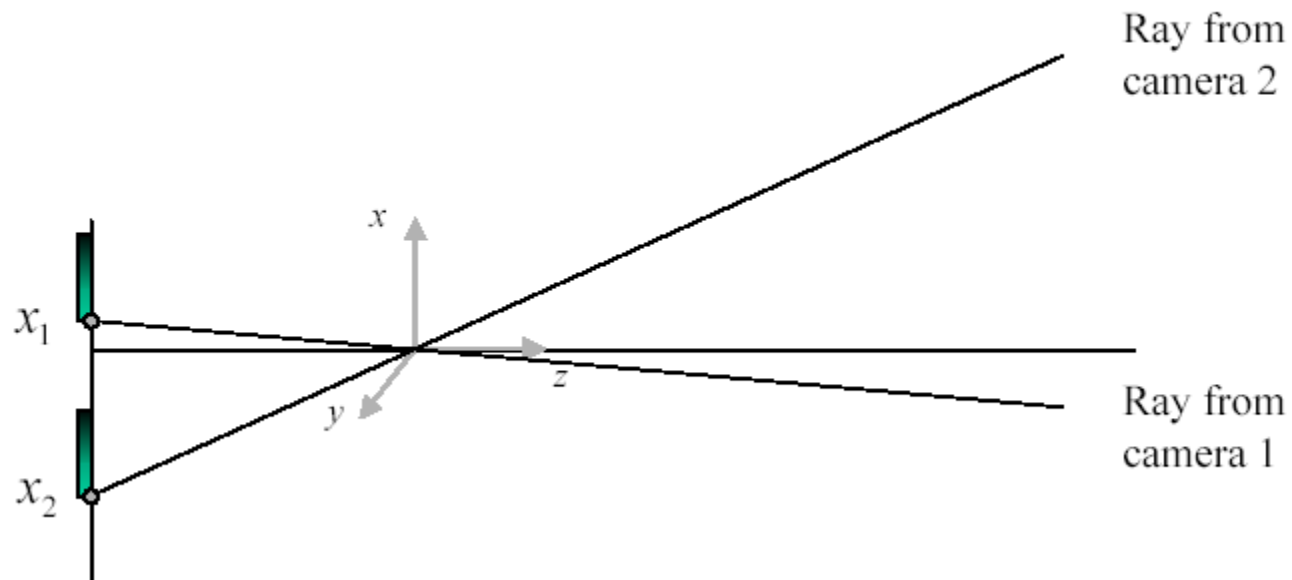
Basic Stereo Derivations



$$x_1 = -f \frac{X}{Z} \quad x_2 = -f \frac{X + B}{Z} = x_1 - f \frac{B}{Z}$$

$$Z = \frac{fB}{x_1 - x_2}$$

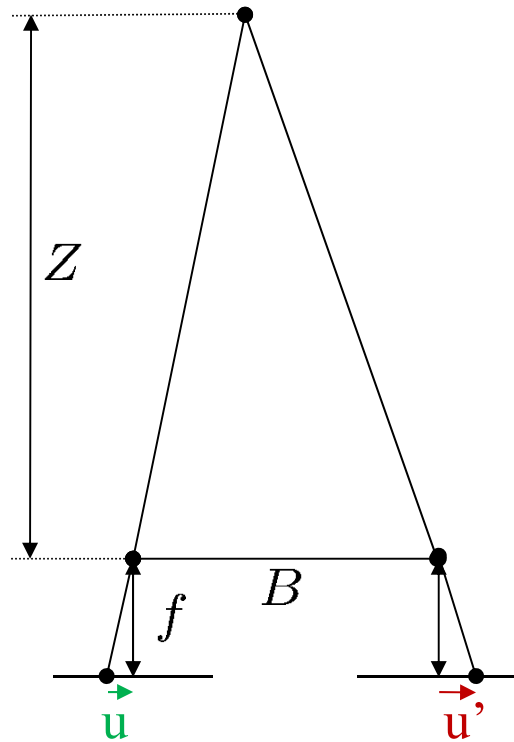
Basic Stereo Derivations



Define the disparity: $d = x_1 - x_2$

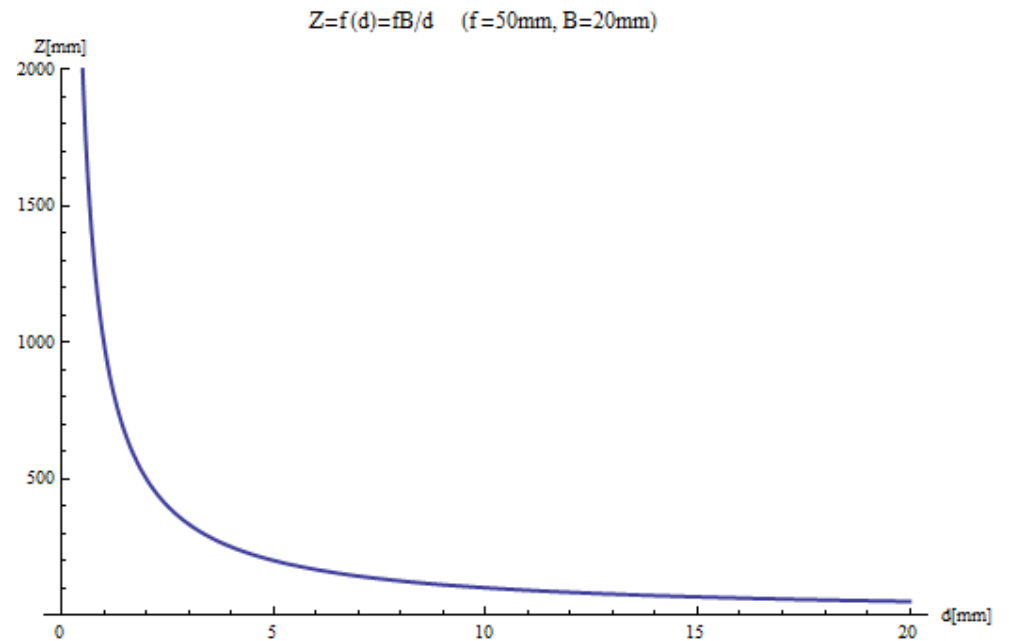
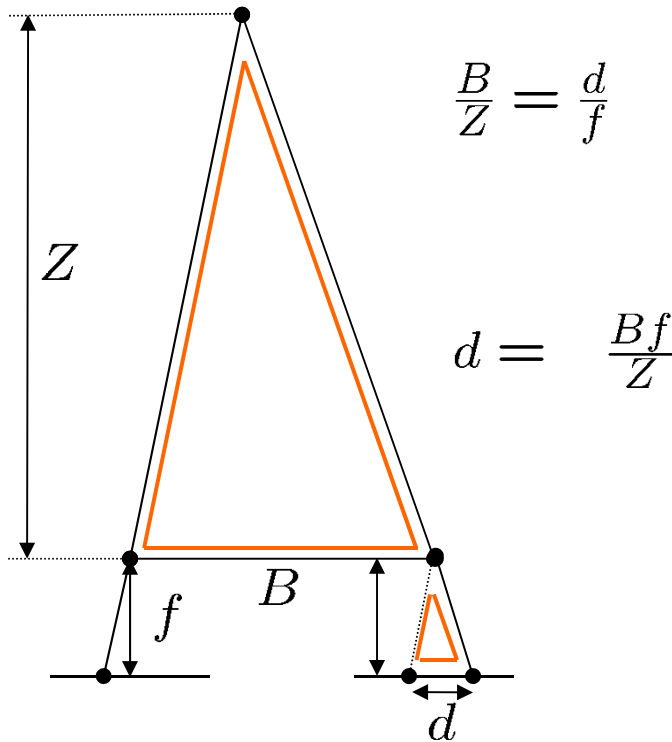
$$Z = \frac{fB}{d}$$

Standard stereo geometry



Disparity d:
 $d = |\vec{u}' - \vec{u}|$

Standard stereo geometry





Observations on disparity:

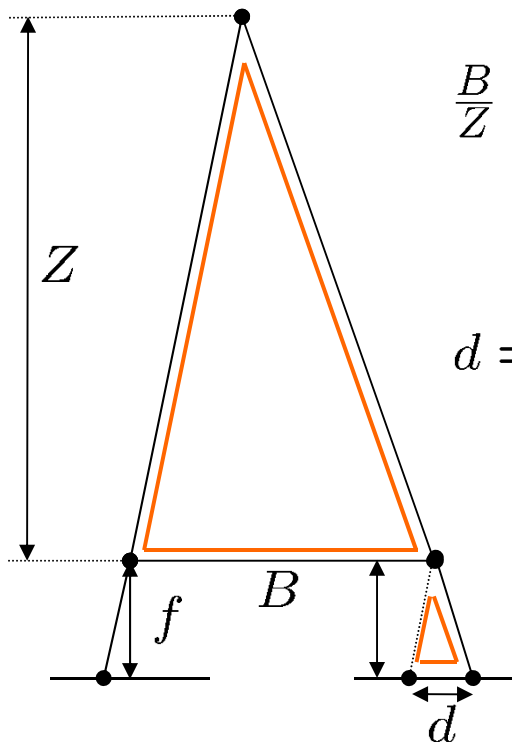
- d shows large differences at small distances
- d gets very small on large distances

Stereo Correspondence

- Search over disparity to find correspondences
- Range of disparities to search over can change dramatically within a single image pair.

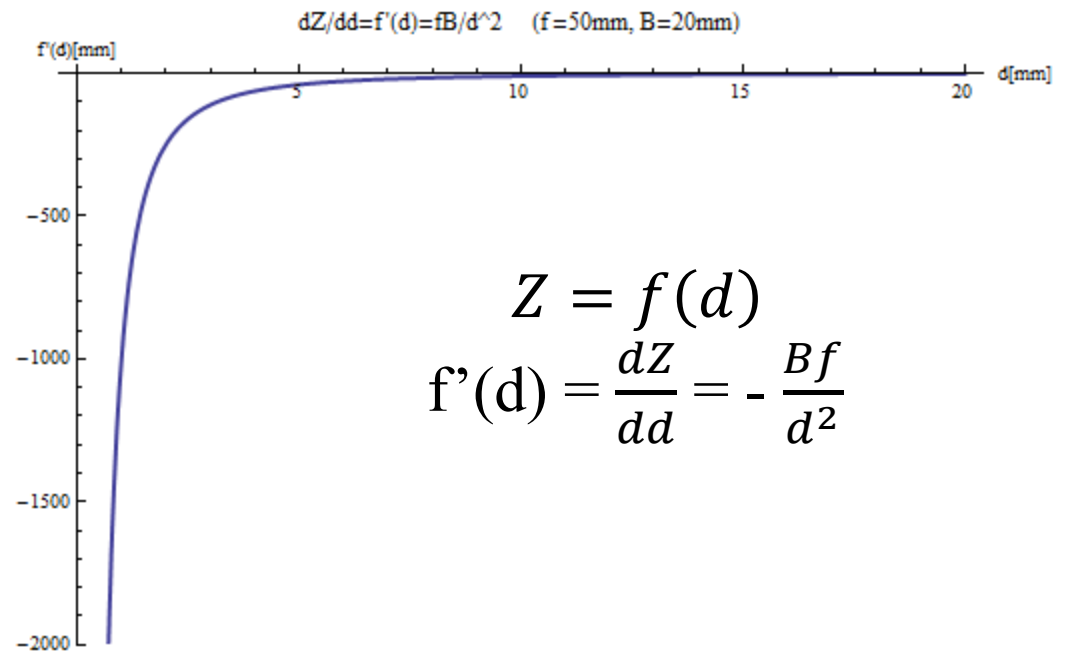


Standard stereo geometry: Changes of ΔZ with Δd



$$\frac{B}{Z} = \frac{d}{f}$$

$$d = \frac{Bf}{Z}$$



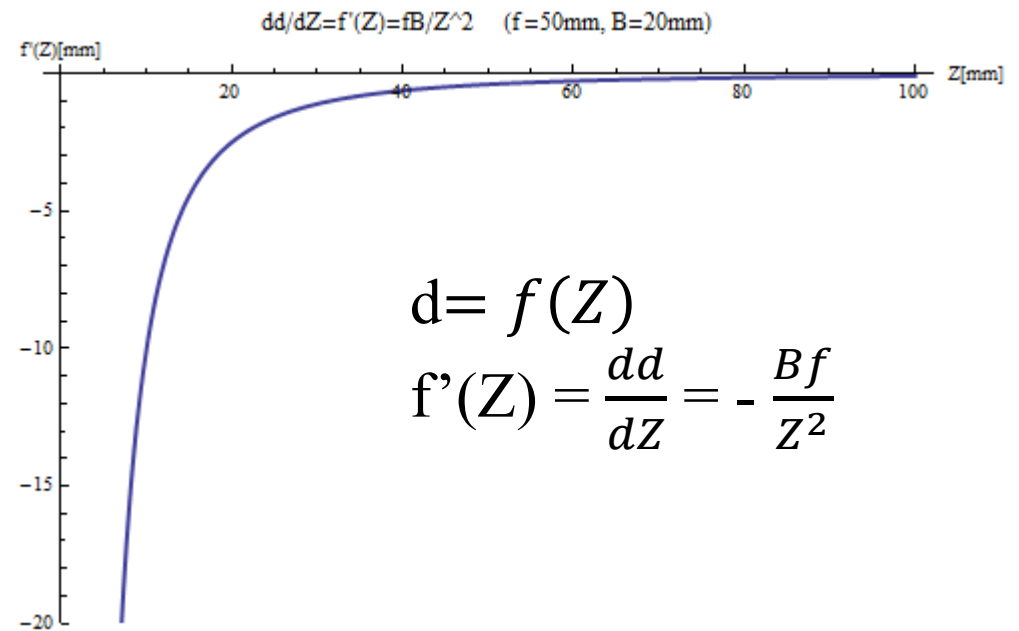
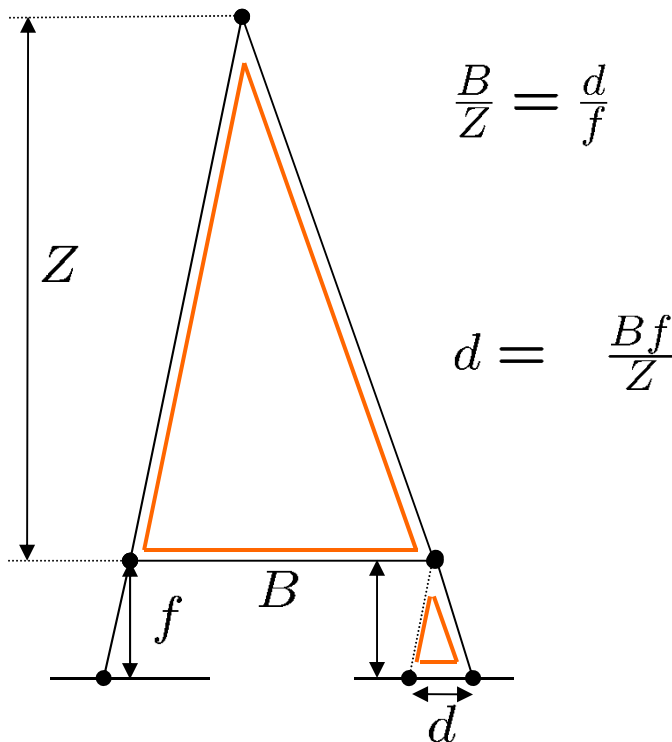
$$Z = f(d)$$

$$f'(d) = \frac{dZ}{dd} = -\frac{Bf}{d^2}$$

Observations:

- at small d (far), Δd corresponds to large ΔZ
- at large d (close), Δd corresponds to small ΔZ
- important for analysis of precision/resolution

Standard stereo geometry: Changes of Δd with ΔZ



Observations:

- at small Z (close), ΔZ effects in large Δd
- at large Z (far), ΔZ effects in small Δd
- important for analysis of precision/resolution


Why is disparity important?



I1






I2



I10

Given dense
disparity map,
we can
calculate a
depth/distance/
range map.



Goal: 3D from Stereo via Disparity Map

image $I(x,y)$



Disparity map $D(x,y)$




image $I'(x',y')$



$$(x',y')=(x+D(x,y),y)$$

F&P
Chapter 11

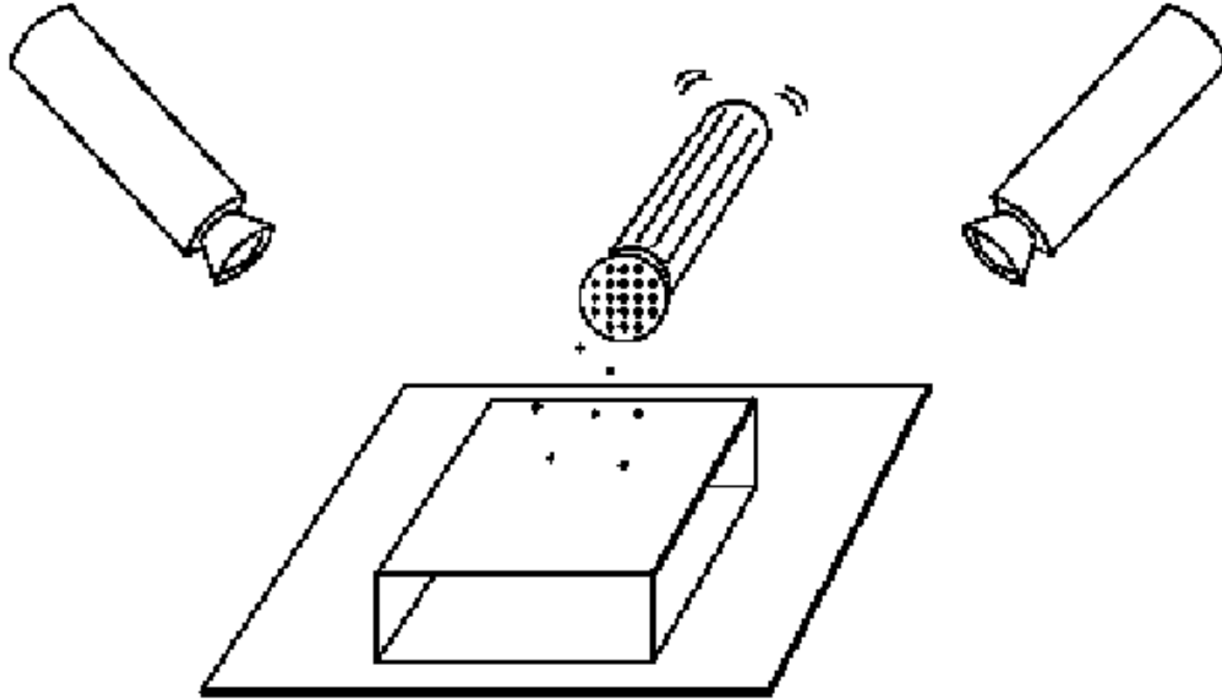
Example: Stereo to Depth Map



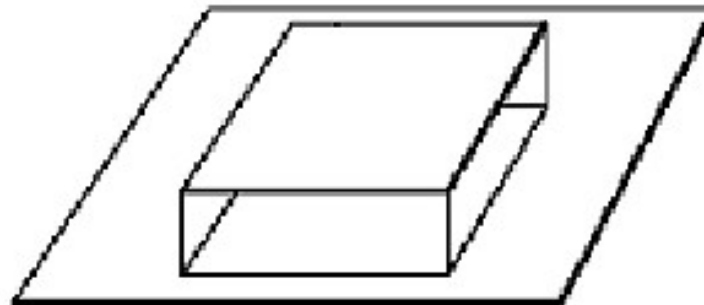


Random dot stereograms

- Julesz 1960: Do we identify local brightness patterns before fusion (monocular process) or after (binocular)?
- To test: pair of synthetic images obtained by randomly spraying black dots on white objects

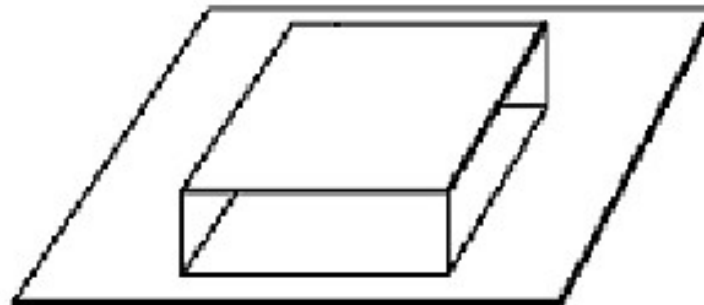


Random dot stereograms




Random dot stereograms



Random dot stereograms



A Cooperative Model (Marr and Poggio, 1976)



Random dot stereograms





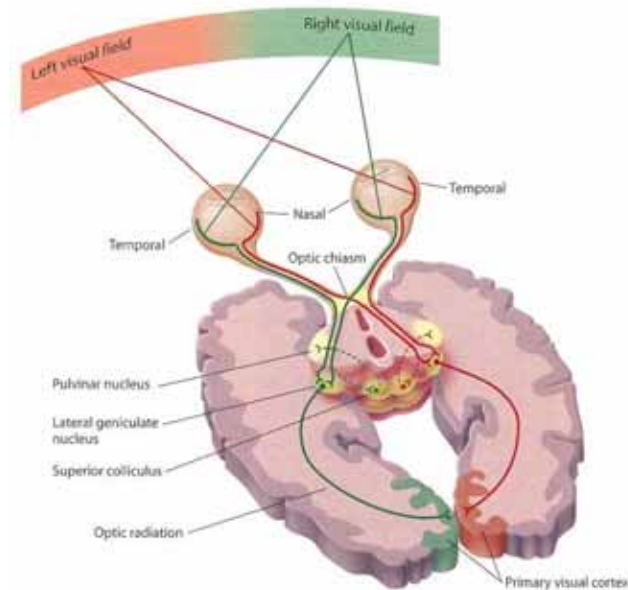
Figure 5.3.8 A random dot stereogram. These two images are derived from a single array of randomly placed squares by laterally displacing a region of them as described in the text. When they are viewed with crossed disparity (by crossing the eyes) so

that the right eye's view of the left image is combined with the left eye's view of the right image, a square will be perceived to float above the page. (See pages 210–211 for instructions on fusing stereograms.)

Random dot stereograms

- When viewed monocularly, they appear random; when viewed stereoscopically, see 3d structure.
- Conclusion: human binocular fusion not directly associated with the physical retinas; must involve the central nervous system
- Imaginary* “*cyclopean retina*” that combines the left and right image stimuli as a single unit

*This was because it was as though we have a cyclopean eye inside our brains that can see cyclopean stimuli hidden to each of our actual eyes.



Visual Pathway.jpg wiki.ucl.ac.uk



Grauman

Autostereograms



Exploit disparity as depth cue using single image

(Single image random dot stereogram, Single image stereogram)




Autostereograms



Images from magiceye.com

Optical flow


Where do pixels move?



Optical flow

Where do pixels move?





© Copyright 2001 Johnson-Shaw Stereoscopic Museum



<http://www.johnsonshawmuseum.org>



Public Library, Stereoscopic Looking Room, Chicago, by Phillips, 1923

© 2011 [red square] [blue square] [red square]