


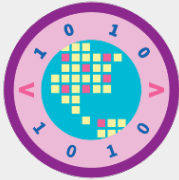






# My Award and Badge Explorer

AWARD/BADGE	DESCRIPTION
 <p><b>Animal Habitats</b></p> <p>Junior (Grades 4-5) STEM Outdoors</p>	<p>Find out more about where animals live, how they play, and how humans can help them.</p> <ol style="list-style-type: none"> <li>1. Find out about wild animals</li> <li>2. Investigate an animal habitat</li> <li>3. Create an animal house</li> <li>4. Explore endangered habitats</li> <li>5. Help protect animal habitats</li> </ol> <p>When you've earned this badge, you will know more about wild animals and how to protect their homes.</p> <p><a href="#">GET THIS BADGE</a></p>
 <p><b>Business Owner</b></p> <p>Junior (Grades 4-5) Entrepreneurship Financial Literacy</p>	<p>Find out how you can turn something you love into a successful business.</p> <ol style="list-style-type: none"> <li>1. Explore a business you might like to start someday</li> <li>2. Learn the basics of running a business</li> <li>3. Find out what kind of support is available for small-business owners</li> <li>4. Investigate what makes great customer service</li> <li>5. Understand the importance of consumer research</li> </ol> <p>When you've earned this badge, you'll know the basic steps to plan and create a new business.</p> <p><a href="#">GET THIS BADGE</a></p>
 <p><b>Camper</b></p> <p>Junior (Grades 4-5) Outdoors</p>	<p>Find out how to plan a camping adventure.</p> <ol style="list-style-type: none"> <li>1. Start planning your adventure</li> <li>2. Gain a new camping skill</li> <li>3. Find your inner camp chef</li> <li>4. Try a new activity</li> <li>5. Head out on your trip-and have some nighttime fun!</li> </ol> <p>When you've earned this badge, you'll know how to have a great overnight camping trip at a campsite or cabin.</p> <p><a href="#">GET THIS BADGE</a></p>



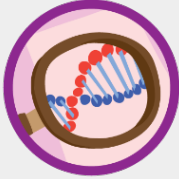
# My Award and Badge Explorer

AWARD/BADGE	DESCRIPTION
 <p><b>Coding for Good 1: Coding Basics</b></p> <p>Junior (Grades 4-5) STEM</p>	<p>Find out how programmers write computer programs for computers to solve problems.</p> <ol style="list-style-type: none"> <li>1. Create algorithms for a computer that follow a sequence</li> <li>2. Use loops to improve your algorithm</li> <li>3. Keep your code interesting with conditionals</li> <li>4. Create your own set of commands that use conditionals</li> <li>5. Learn about women in computer science</li> </ol> <p>When you've earned this badge, you'll know how programmers write computer programs and how people can use computers to help others.</p> <p><a href="#">GET THIS BADGE</a></p>
 <p><b>Coding for Good 2: Digital Game Design</b></p> <p>Junior (Grades 4-5) STEM</p>	<p>Find out how programmers create a video game that is fun and helps solve a problem.</p> <ol style="list-style-type: none"> <li>1. Discover how game design can be used "for good"</li> <li>2. Explore tools used to develop digital games</li> <li>3. Plan a maze game</li> <li>4. Build, test, and improve your maze game using iteration</li> <li>5. Share your game with others</li> </ol> <p>When you've earned this badge, you'll know how to use iteration to plan, build, and test a game "for good."</p> <p><a href="#">GET THIS BADGE</a></p>
 <p><b>Coding for Good 3: App Development</b></p> <p>Junior (Grades 4-5) STEM</p>	<p>Design your own idea for an app that solves a problem.</p> <ol style="list-style-type: none"> <li>1. Discover the needs of others</li> <li>2. Decompose the needs of your app user</li> <li>3. Design your app screens</li> <li>4. Include conditionals in your app design</li> <li>5. Share and improve your app with user feedback</li> </ol> <p>When you've earned this badge, you'll know how to use user-centered design to create an app.</p> <p><a href="#">GET THIS BADGE</a></p>




# My Award and Badge Explorer

AWARD/BADGE	DESCRIPTION
 <p><b>Cookie CEO</b></p> <p>Junior (Grades 4-5) Financial Literacy Entrepreneurship</p>	<p>When you sell Girl Scout Cookies, you're already running your own business—and you can earn this badge for it!</p> <ol style="list-style-type: none"> <li>1. Set a group goal</li> <li>2. Explore how a small business works</li> <li>3. Create a cookie sale job list</li> <li>4. Learn to make a good impression</li> <li>5. Track your sales</li> </ol> <p>When you've earned this badge, you'll know more about how to run all parts of your cookie business.</p> <p><a href="#">GET THIS BADGE</a></p>
 <p><b>Customer Insights</b></p> <p>Junior (Grades 4-5) Entrepreneurship Financial Literacy</p>	<p>Use what you learn from your customers to make your cookie business even stronger!</p> <ol style="list-style-type: none"> <li>1. Ask an expert what customers want</li> <li>2. Do some research at the grocery store</li> <li>3. Find out who buys cookies and why</li> <li>4. Learn from people who don't buy</li> <li>5. Listen for clues and ask great questions</li> </ol> <p>When you've earned this badge, you'll have a better understanding of your cookie customers.</p> <p><a href="#">GET THIS BADGE</a></p>
 <p><b>Cybersecurity 1: Basics</b></p> <p>Junior (Grades 4-5) STEM</p>	<p>Find out how computers talk to each other.</p> <ol style="list-style-type: none"> <li>1. Find out how computers read information</li> <li>2. Discover how networks work</li> <li>3. Find out what protocols are and create one</li> <li>4. Explore computer communication protocol</li> <li>5. Find out what malware is</li> </ol> <p>When you've earned this badge, you'll know the basics of cybersecurity and how computers communicate.</p> <p><a href="#">GET THIS BADGE</a></p>




# My Award and Badge Explorer

AWARD/BADGE	DESCRIPTION
 <p><b>Cybersecurity 2: Safeguards</b></p> <p>Junior (Grades 4-5) STEM</p>	<p>Find out how to keep your online identity safe.</p> <ol style="list-style-type: none"> <li>1. Create and protect a username</li> <li>2. Create and protect a password</li> <li>3. Discover how you share information and what to share</li> <li>4. Find out how information online can last forever</li> <li>5. Find out who is trustworthy online</li> </ol> <p>When you've earned this badge, you'll know how to protect your online identity and stay safe online.</p> <p><a href="#">GET THIS BADGE</a></p>
 <p><b>Cybersecurity 3: Investigator</b></p> <p>Junior (Grades 4-5) STEM</p>	<p>Become a cybersecurity investigator and learn how to spot threats online.</p> <ol style="list-style-type: none"> <li>1. Create and crack a shift cipher code</li> <li>2. Find out how updates can help your security</li> <li>3. Explore identity theft</li> <li>4. Find out what to do if your identity is stolen</li> <li>5. Investigate if a message is real or fake</li> </ol> <p>When you've earned this badge, you'll know how computers use codes to communicate and how to spot cyber crime.</p> <p><a href="#">GET THIS BADGE</a></p>
 <p><b>Detective</b></p> <p>Junior (Grades 4-5) STEM</p>	<p>Try out the skills that make great detectives.</p> <ol style="list-style-type: none"> <li>1. Practice the power of observation</li> <li>2. Communicate in code</li> <li>3. Fingerprint for fun</li> <li>4. Try out detective science</li> <li>5. Follow the clues to solve a real mystery!</li> </ol> <p>When you've earned this badge, you'll know how to follow clues and discover facts like a real detective.</p> <p><a href="#">GET THIS BADGE</a></p>




# My Award and Badge Explorer

AWARD/BADGE	DESCRIPTION
 <p><b>Digital Photographer</b></p> <p>Junior (Grades 4-5) STEM Life Skills Art</p>	<p>Find out how to capture a winning photo with your digital device, whether you're using a phone, tablet, laptop, or digital camera.</p> <ol style="list-style-type: none"> <li>1. Learn about digital cameras from an expert</li> <li>2. Take tons of photographs!</li> <li>3. Edit three photos</li> <li>4. Make a digital photo project</li> <li>5. Share your photos</li> </ol> <p>When you've earned this badge, you'll know how to use a digital camera to create one-of-a-kind photos.</p> <p><a href="#">GET THIS BADGE</a></p>
 <p><b>Drawing</b></p> <p>Junior (Grades 4-5) Art Life Skills</p>	<p>Learn techniques to make your drawings even better.</p> <ol style="list-style-type: none"> <li>1. Experiment with different materials</li> <li>2. Learn how to add shading</li> <li>3. Get some perspective</li> <li>4. Use your imagination like a graphic artist</li> <li>5. Make your masterpiece-and show it off!</li> </ol> <p>When you've earned this badge, you'll know some great drawing techniques.</p> <p><a href="#">GET THIS BADGE</a></p>
 <p><b>Eco Camper</b></p> <p>Junior (Grades 4-5) Outdoors</p>	<p>Find out how to protect the environment when you go on a camping trip.</p> <ol style="list-style-type: none"> <li>1. Learn the Leave No Trace Seven Principles</li> <li>2. Plan meals with the environment in mind</li> <li>3. Prepare a minimal impact campsite</li> <li>4. Have fun with Leave No Trace</li> <li>5. Take a conservation hike</li> </ol> <p>When you've earned this badge, you'll have learned skills for minimal impact camping and know how to protect the environment when you go outdoors.</p> <p><a href="#">GET THIS BADGE</a></p>




# My Award and Badge Explorer

AWARD/BADGE	DESCRIPTION
 <p><b>Entertainment Technology</b></p> <p>Junior (Grades 4-5) STEM Art</p>	<p>Explore the ins and outs of entertainment technology.</p> <ol style="list-style-type: none"> <li>1. Animate your own artwork</li> <li>2. Dig into video game development</li> <li>3. Try the science of amusement park rides</li> <li>4. Create your own special effects</li> <li>5. Surf a sound wave</li> </ol> <p>When you've earned this badge, you'll know the science behind the world of entertainment.</p> <p><a href="#">GET THIS BADGE</a></p>
 <p><b>Flowers</b></p> <p>Junior (Grades 4-5) Outdoors</p>	<p>Discover that there's more to flowers than just good looks.</p> <ol style="list-style-type: none"> <li>1. Uncover the science of one flower</li> <li>2. Look under the petals</li> <li>3. Find out how flowers help people</li> <li>4. Have fun with flowers</li> <li>5. Send a message in flower code</li> </ol> <p>When you've earned this badge, you'll know all that's wonderful about flowers.</p> <p><a href="#">GET THIS BADGE</a></p>
 <p><b>Gardener</b></p> <p>Junior (Grades 4-5) Outdoors Life Skills</p>	<p>Find out how to make your own garden, no matter where you live.</p> <ol style="list-style-type: none"> <li>1. Visit a garden</li> <li>2. Explore garden design</li> <li>3. Learn how to choose garden plants</li> <li>4. Experiment with seeds</li> <li>5. Grow your own garden</li> </ol> <p>When you've earned this badge, you'll know how to help plants and flowers grow.</p> <p><a href="#">GET THIS BADGE</a></p>

# My Award and Badge Explorer




AWARD/BADGE	DESCRIPTION
 <p><b>Geocacher</b></p> <p>Junior (Grades 4-5) Outdoors</p>	<p>Find out about geocaching. You'll search for treasure chests, called "geocaches," using a device called a GPS receiver.</p> <ol style="list-style-type: none"> <li>1. Prepare for your adventure</li> <li>2. Learn to use a GPS receiver</li> <li>3. Make a trade item</li> <li>4. Go on a geocaching adventure</li> <li>5. Take part in a bug's travels!</li> </ol> <p>When you've earned this badge, you'll know how to have a geocaching adventure.</p> <p><a href="#">GET THIS BADGE</a></p>
 <p><b>Horseback Riding</b></p> <p>Junior (Grades 4-5) Outdoors</p>	<p>Find out about horse behavior and riding basics.</p> <ol style="list-style-type: none"> <li>1. Know the basics of horseback riding</li> <li>2. Take care of a horse and learn about safety</li> <li>3. Prepare for your ride</li> <li>4. Practice your ride</li> <li>5. Go for a ride</li> </ol> <p>When you've earned this badge, you'll know what it takes to be a good rider—from understanding horse body language to controlling the horse's speed while you're riding.</p> <p><a href="#">GET THIS BADGE</a></p>
 <p><b>Independence</b></p> <p>Junior (Grades 4-5) Life Skills</p>	<p>Get to know yourself and what you're capable of so you can feel confident on your own.</p> <ol style="list-style-type: none"> <li>1. Get transportation smart</li> <li>2. Make your clothes look great</li> <li>3. Break a bad habit</li> <li>4. Help around the house</li> <li>5. Show off your independence!</li> </ol> <p>When you've earned this badge, you'll feel more confident doing things on your own—and know how to help others be confident in you.</p> <p><a href="#">GET THIS BADGE</a></p>

# My Award and Badge Explorer




AWARD/BADGE	DESCRIPTION
 <p><b>Inside Government</b></p> <p>Junior (Grades 4-5) Citizenship Life Skills</p>	<p>Find out more about the basics of government and start to become an active citizen.</p> <ol style="list-style-type: none"> <li>1. Decide what being an active citizen means to you</li> <li>2. Go inside government</li> <li>3. Look into laws</li> <li>4. Report on the issues</li> <li>5. Get involved in government</li> </ol> <p>When you've earned this badge, you'll know more about how government is run.</p> <p><a href="#">GET THIS BADGE</a></p>
 <p><b>Jeweler</b></p> <p>Junior (Grades 4-5) Art Life Skills</p>	<p>Discover different ways to make jewelry.</p> <ol style="list-style-type: none"> <li>1. Get to know the tools of the trade</li> <li>2. Make jewelry with metal</li> <li>3. Turn everyday objects into jewelry</li> <li>4. Create jewelry inspired by another culture</li> <li>5. Make a sparkling gift</li> </ol> <p>When you've earned this badge, you'll know how to make different kinds of jewelry.</p> <p><a href="#">GET THIS BADGE</a></p>
 <p><b>Journey: Agent of Change</b></p> <p>Junior (Grades 4-5) Life Skills Journey</p>	<p>In this Journey, you will:</p> <ol style="list-style-type: none"> <li>1. Explore how powerful individual women have been throughout history, how your own individual powers can be linked together to create a powerful team, and how your team power can become community power.</li> <li>2. Plan a Take Action project that helps others. <a href="#">More Details →</a></li> </ol> <p>Learn more about how to earn your Take Action Award - and help your community - with the Girl Scout Take Action Guide. Then use your leadership skills to earn your Bronze Award, the highest award for Girl Scout Juniors!</p> <p><a href="#">Get This Journey</a></p>






# My Award and Badge Explorer

AWARD/BADGE	DESCRIPTION
 <p><b>Journey: GET MOVING!</b></p> <p>Junior (Grades 4-5) STEM Journey</p>	<p>In this Journey, you will:</p> <ol style="list-style-type: none"> <li>1. Explore energy and how to use it wisely by interviewing power-use experts and conducting an energy audits of a building in your community.</li> <li>2. Plan a Take Action project to fix an energy problem in your community. You could launch carpools, work to dim the lights on city buildings, or promote energy savings at your school. <a href="#">More Details →</a></li> </ol> <p><a href="#">Get This Journey</a></p>
 <p><b>Journey: Outdoor (Junior)</b></p> <p>Junior (Grades 4-5) Journey Outdoors</p>	<p>In this Journey, you will:</p> <ol style="list-style-type: none"> <li>1. Deepen your outdoor skills when you earn your Animal Habitat, Camper, and Eco Camper badges.</li> <li>2. Plan a Take Action project that helps make your favorite park, beach, or forest a better place for everyone. <a href="#">More Details →</a></li> </ol> <p>Learn more about how to earn your Take Action Award - and help your community - with the Girl Scout Take Action Guide. Then use your leadership skills to earn your Bronze Award, the highest award for Girl Scout Juniors!</p> <p><a href="#">Get This Journey</a></p>
 <p><b>Journey: Think Like a Citizen Scientist</b></p> <p>Junior (Grades 4-5) STEM Journey</p>	<p>In this Journey, you will:</p> <ol style="list-style-type: none"> <li>1. Find out how citizen scientists make observations, collect data, and work with scientists to receive feedback on research.</li> <li>2. Do 3 citizen science activities: sharpen your observation skills through 2 observation games and a SciStarter project. <a href="#">More Details →</a></li> </ol> <p>Learn more about how to earn your Take Action Award - and help your community - with the <a href="#">Girl Scout Take Action Guide</a>. Then use your leadership skills to earn your Bronze Award, the highest award for Girl Scout Juniors!</p> <p><a href="#">Get This Journey</a></p>

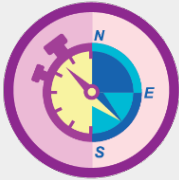


# My Award and Badge Explorer

AWARD/BADGE	DESCRIPTION
 <p><b>Journey: Think Like a Programmer</b></p> <p>Junior (Grades 4-5) STEM Journey</p>	<p>In this Journey, you will:</p> <ol style="list-style-type: none"> <li>1. Find out how programmers use computational thinking to solve problems.</li> <li>2. Do 3 computational thinking activities: create algorithms to make images with tangrams; create mad libs and craft suncatchers to learn more about algorithms, abstraction, functions, and variables; and create a personal innovation to discover rapid prototyping. <a href="#">More Details →</a></li> </ol> <p>Learn more about how to earn your Take Action Award - and help your community - with the <b>Girl Scout Take Action Guide</b>. Then use your leadership skills to earn your Bronze Award, the highest award for Girl Scout Juniors!</p> <p><a href="#">Get This Journey</a></p>
 <p><b>Journey: Think Like an Engineer</b></p> <p>Junior (Grades 4-5) STEM Journey</p>	<p>In this Journey, you will:</p> <ol style="list-style-type: none"> <li>1. Find out how engineers use design thinking to solve problems</li> <li>2. Do 3 design thinking activities: design and build a paper structure that can support the weight of heavy books, an emergency shelter, and a prototype of a structure that can withstand an earthquake's shaking. <a href="#">More Details →</a></li> </ol> <p>Learn more about how to earn your Take Action Award - and help your community - with the <b>Girl Scout Take Action Guide</b>. Then use your leadership skills to earn your Bronze Award, the highest award for Girl Scout Juniors!</p> <p><a href="#">Get This Journey</a></p>
 <p><b>Journey: aMUSE</b></p> <p>Junior (Grades 4-5) Life Skills Journey</p>	<p>In this Journey, you will:</p> <ol style="list-style-type: none"> <li>1. Explore roles you play in your life and try on new ones-play a role-playing game, invite actors to talk about the characters they've played, or learn to spot stereotypes on TV, in movies, or in ads.</li> <li>2. Plan a Take Action Project, such as putting on a performance that creatively urges an end to stereotyping, drawing a graphic novel to share with younger girls, or starting a "mix it up" day in the school cafeteria and having girls sit with new people. <a href="#">More Details →</a></li> </ol> <p><a href="#">Get This Journey</a></p>




# My Award and Badge Explorer

AWARD/BADGE	DESCRIPTION
 <p><b>Junior First Aid</b> Junior (Grades 4-5) Life Skills Art</p>	<p>Find out how to help people when they're ill or injured and learn how to respond during an emergency.</p> <ol style="list-style-type: none"> <li>1. Learn the first steps to take in an emergency</li> <li>2. Talk to first responders</li> <li>3. Make a portable first-aid kit</li> <li>4. Find out how to handle urgent first-aid issues</li> <li>5. Know how to take care of someone who's sick</li> </ol> <p>When you've earned this badge, you'll know how to help people who are sick or hurt.</p> <p><a href="#">GET THIS BADGE</a></p>
 <p><b>Junior Girl Scout Way</b> Junior (Grades 4-5) Citizenship Life Skills</p>	<p>Find out about Girl Scout traditions and share activities and spirit that are a century strong.</p> <ol style="list-style-type: none"> <li>1. Match songs to an occasion</li> <li>2. Celebrate the Girl Scout birthday</li> <li>3. Share sisterhood</li> <li>4. Leave a place better than you found it</li> <li>5. Enjoy Girl Scout traditions!</li> </ol> <p>When you've earned this badge, you'll know how to use the Girl Scout ways and traditions to make the world a better place.</p> <p><a href="#">GET THIS BADGE</a></p>
 <p><b>Junior Snow or Climbing Adventure</b> Junior (Grades 4-5) Outdoors</p>	<p>Choose your adventure: Go downhill skiing/snowboarding, or recreational tree climbing.</p> <ol style="list-style-type: none"> <li>1. Choose your outdoor adventure</li> <li>2. Plan and prepare</li> <li>3. Gather your gear</li> <li>4. Set a goal and train for your adventure</li> <li>5. Go on your outdoor adventure</li> </ol> <p>When you've earned this badge, you'll have learned the skills-and experienced-downhill skiing, snowboarding, or recreational tree climbing.</p> <p><a href="#">GET THIS BADGE</a></p>




# My Award and Badge Explorer

AWARD/BADGE	DESCRIPTION
 <p><b>Junior Trail Adventure</b></p> <p>Junior (Grades 4-5) Outdoors</p>	<p>Choose your adventure: Go on a trail run for a distance that challenges you, or train for and go on three separate day hikes.</p> <ol style="list-style-type: none"> <li>1. Choose your outdoor adventure</li> <li>2. Plan and prepare</li> <li>3. Gather your gear</li> <li>4. Set a goal and train for your adventure</li> <li>5. Go on your outdoor adventure</li> </ol> <p>When you've earned this badge, you'll have planned and learned the skills for trail running or three separate day hikes.</p> <p><a href="#">GET THIS BADGE</a></p>
 <p><b>Mechanical Engineering: Balloon Car</b></p> <p>Junior (Grades 4-5) STEM</p>	<p>Learn about air power and create an alternative fuel car.</p> <ol style="list-style-type: none"> <li>1. Learn about potential and kinetic energy</li> <li>2. Design and build a balloon car</li> <li>3. Test your balloon-powered car</li> <li>4. Analyze and share results</li> <li>5. Brainstorm ways to improve your design</li> </ol> <p>When you've earned this badge, you'll know how to engineer a balloon-powered car and understand potential energy, kinetic energy, and jet propulsion.</p> <p><a href="#">GET THIS BADGE</a></p>
 <p><b>Mechanical Engineering: Crane</b></p> <p>Junior (Grades 4-5) STEM</p>	<p>Learn about simple machines and how they work together as you build your own heavy-lifting crane.</p> <ol style="list-style-type: none"> <li>1. Explore simple and compound machines</li> <li>2. Design and build a crane</li> <li>3. Test your crane</li> <li>4. Analyze and share your results</li> <li>5. Brainstorm ways to improve your design</li> </ol> <p>When you've earned this badge, you'll know how to build and test a crane and understand simple and compound machines.</p> <p><a href="#">GET THIS BADGE</a></p>




# My Award and Badge Explorer

AWARD/BADGE	DESCRIPTION
 <p><b>Mechanical Engineering: Paddle Boat</b></p> <p>Junior (Grades 4-5) STEM</p>	<p>Explore how paddle boats work and engineer your own paddle boat.</p> <ol style="list-style-type: none"> <li>1. Explore how paddle boats work</li> <li>2. Design and build a rubber band-powered paddle boat</li> <li>3. Test your rubber band-powered paddle boat</li> <li>4. Analyze and share your results</li> <li>5. Brainstorm ways to improve your design</li> </ol> <p>When you've earned this badge, you'll know how to build and test a paddle boat and understand buoyancy, potential energy, and kinetic energy.</p> <p><a href="#">GET THIS BADGE</a></p>
 <p><b>Musician</b></p> <p>Junior (Grades 4-5) Art Life Skills</p>	<p>Find out more about the fun of making music.</p> <ol style="list-style-type: none"> <li>1. Explore how music is made</li> <li>2. Travel around the world of music</li> <li>3. Check out the music in your life</li> <li>4. Make your own music</li> <li>5. Perform your music</li> </ol> <p>When you've earned this badge, you'll know how music is made and how to perform music yourself.</p> <p><a href="#">GET THIS BADGE</a></p>
 <p><b>Outdoor Art Explorer</b></p> <p>Junior (Grades 4-5) Outdoors Art</p>	<p>Let nature be your inspiration as you explore, create, and design different kinds of art.</p> <ol style="list-style-type: none"> <li>1. Explore outdoor art</li> <li>2. Make something!</li> <li>3. Find music in nature</li> <li>4. Be a nature photographer</li> <li>5. Design with nature</li> </ol> <p>When you've earned this badge, you will know how to find the art in nature and create your own outdoor artwork.</p> <p><a href="#">GET THIS BADGE</a></p>




# My Award and Badge Explorer

AWARD/BADGE	DESCRIPTION
 <p><b>Playing the Past</b></p> <p>Junior (Grades 4-5) Life Skills</p>	<p>Explore what it was like to live in the past. Dream up a character and get ready to live history!</p> <ol style="list-style-type: none"> <li>1. Decide who you are</li> <li>2. Create a costume</li> <li>3. Experience daily life</li> <li>4. Have some old-fashioned fun</li> <li>5. Become your character</li> </ol> <p>When you've earned this badge, you'll know how girls of the past lived, worked, and played.</p> <p><a href="#">GET THIS BADGE</a></p>
 <p><b>Practice with Purpose</b></p> <p>Junior (Grades 4-5) Life Skills</p>	<p>Have fun with athletics as you learn to improve a skill.</p> <ol style="list-style-type: none"> <li>1. Decide on your goal</li> <li>2. Increase your endurance</li> <li>3. Build up your strength</li> <li>4. Drill for skill</li> <li>5. Practice, practice, practice!</li> </ol> <p>When you've earned this badge, you'll know how to set a sports goal and practice to achieve it.</p> <p><a href="#">GET THIS BADGE</a></p>
 <p><b>Product Designer</b></p> <p>Junior (Grades 4-5) Entrepreneurship</p>	<p>Find out what it takes to make an innovative product and come up with one of your own.</p> <ol style="list-style-type: none"> <li>1. Observe what makes a great product</li> <li>2. Be an innovation detective</li> <li>3. Figure out what's working and what's not</li> <li>4. Innovate to find solutions</li> <li>5. Mess up so you can try again!</li> </ol> <p>When you've earned this badge, you'll know how to think like a product designer.</p> <p><a href="#">GET THIS BADGE</a></p>

# My Award and Badge Explorer




AWARD/BADGE	DESCRIPTION
 <p><b>Robotics 1: Programming Robots</b></p> <p>Junior (Grades 4-5) STEM</p>	<p>Engineer a simple machine that helps a robot land, learn about the robot brain, and create programs for your friends.</p> <ol style="list-style-type: none"> <li>1. Learn how robots work</li> <li>2. Discover the robot brain</li> <li>3. Learn about programming</li> <li>4. Try simple programming</li> <li>5. Code a robot</li> </ol> <p>When you've earned this badge, you'll know how robots receive instructions in a way similar to the human brain. You will be able to create simple programs that could be run by a robot.</p> <p><a href="#">GET THIS BADGE</a></p>
 <p><b>Robotics 2: Designing Robots</b></p> <p>Junior (Grades 4-5) STEM</p>	<p>Plan and build a prototype of a robot that solves a global problem.</p> <ol style="list-style-type: none"> <li>1. Discover the future of robots</li> <li>2. Determine your robot's expertise</li> <li>3. Plan your robot</li> <li>4. Create a prototype</li> <li>5. Get feedback on your robot</li> </ol> <p>When you've earned this badge, you'll know how to plan, build, and share feedback like an engineer by creating a prototype of a robot that solves a global problem.</p> <p><a href="#">GET THIS BADGE</a></p>
 <p><b>Robotics 3: Showcasing Robots</b></p> <p>Junior (Grades 4-5) STEM</p>	<p>Now that you have your robot prototype, create a presentation and share your design with others. Then, find out about robot teams and competitions.</p> <ol style="list-style-type: none"> <li>1. Create a presentation to share how you designed your robot</li> <li>2. Tell others how you designed your robot</li> <li>3. Learn about robotics competitions</li> <li>4. Learn about robotics teams</li> <li>5. See robots in action <a href="#">More Details →</a></li> </ol> <p><a href="#">GET THIS BADGE</a></p>

# My Award and Badge Explorer

AWARD/BADGE	DESCRIPTION
 <p><b>Savvy Shopper</b></p> <p>Junior (Grades 4-5) Life Skills Financial Literacy</p>	<p>Explore the difference between needs and wants, and learn how to save for both.</p> <ol style="list-style-type: none"> <li>1. Explore your needs and wants</li> <li>2. Look into why you want what you want</li> <li>3. Find out what makes people happy (or not!) with what they buy</li> <li>4. Learn how to decide what to buy</li> <li>5. Make a plan to buy something you need or want</li> </ol> <p>When you've earned this badge, you'll know the difference between what you need and what you want-and you'll be able to wisely save money for both.</p> <p><a href="#">GET THIS BADGE</a></p>
 <p><b>Scribe</b></p> <p>Junior (Grades 4-5) Art Life Skills</p>	<p>Explore what you can do with words and find out how you can encourage, entertain, and excite people with your writing.</p> <ol style="list-style-type: none"> <li>1. Start with a poem</li> <li>2. Create a short story</li> <li>3. Use words to share who you are</li> <li>4. Write an article</li> <li>5. Tell the world what you think</li> </ol> <p>When you've earned this badge, you'll know how to write different kinds of stories-both true tales and ideas from your imagination.</p> <p><a href="#">GET THIS BADGE</a></p>
 <p><b>Simple Meals</b></p> <p>Junior (Grades 4-5) Health Life Skills</p>	<p>Make amazing meals and learn to create a whole meal of your own.</p> <ol style="list-style-type: none"> <li>1. Step up your skills with a pro</li> <li>2. Whip up a great breakfast</li> <li>3. Fix a healthy lunch or dinner</li> <li>4. Create a delicious dessert</li> <li>5. Make your own meal</li> </ol> <p>When you've earned this badge, you'll know how to serve up a meal for your family and friends.</p> <p><a href="#">GET THIS BADGE</a></p>



# My Award and Badge Explorer

AWARD/BADGE	DESCRIPTION
 <p><b>Social Butterfly</b></p> <p>Junior (Grades 4-5) Relationships Life Skills</p>	<p>Have fun practicing the social style and good manners that will make you comfortable in any situation.</p> <ol style="list-style-type: none"> <li>1. Hold a conversation</li> <li>2. Use table manners</li> <li>3. Be prepared for special occasions</li> <li>4. Say thank you</li> <li>5. Practice being at ease</li> </ol> <p>When you've earned this badge, you'll know how to act at many types of events, from picnics to weddings to parties.</p> <p><a href="#">GET THIS BADGE</a></p>
 <p><b>Space Science Investigator</b></p> <p>Junior (Grades 4-5) STEM</p>	<p>Venture through the Solar System and beyond, and see that space is even bigger than you may have imagined.</p> <ol style="list-style-type: none"> <li>1. Model the Solar System</li> <li>2. Circle the Sun</li> <li>3. Discover the stars</li> <li>4. Use the tools to explore</li> <li>5. Share your sky</li> </ol> <p>When you've earned this badge, you'll understand that the Earth orbits the Sun, and how far away the Sun, Moon, planets, and stars are from our home planet, Earth.</p> <p><a href="#">GET THIS BADGE</a></p>
 <p><b>Staying Fit</b></p> <p>Junior (Grades 4-5) Health Life Skills</p>	<p>Figure out what fitness, food, and fun you need to stay strong for life.</p> <ol style="list-style-type: none"> <li>1. Start moving!</li> <li>2. Keep your fit body fueled</li> <li>3. Know how to stress less</li> <li>4. Get the truth about health</li> <li>5. Help your family stay fit</li> </ol> <p>When you've earned this badge, you'll know what you need to get strong and stay that way.</p> <p><a href="#">GET THIS BADGE</a></p>