

4 My Family



Name _____

Lesson 1

- ✿ Help Greenman pass the cards.
- ✿ *My family* song: Listen and sing.
- ✿ **WORKSHEET 1**: Say and colour.



My family

*Hello, hello. Come with me.
 This is my family.*

*Hello, mummy, how are you?
 Hello, mummy, I love you!*

*Hello, hello. Come with me.
 This is my family.*


Repeat with:
daddy, brother, sister, baby, friend

✿ Optional: Draw your family.



mummy, daddy, brother, sister, baby, friend





Name

Lesson 2

🌿 Game: *Can I have?*

🌿 Play the story.






🌿 **WORKSHEET 2**: Say and circle green or red.

🌿 Optional: Photocopiable 15: Look and match.

🌿 Optional: Colour the baby.




■ Who is it? It's (Sam's) (brother). / They've got (red) (hair).




Name



Lesson 3

- 🌿 Same or different?
- 🌿 Game: *Pass and say*.
- 🌿 Play the story. 
- 🌿 Pop-out activity.
- 🌿 **WORKSHEET 3**: Say *same or different* and match.
- 🌿 Optional: Photocopiable 16: Find and circle the three differences.

🌿 Optional: Colour the family.



 same / different



Name _____

Lesson 4


- 🌿 Game: *Who's missing?*
- 🌿 *Who is it?* action song: Sing and do the actions
- 🌿 **WORKSHEET 4**: Listen to the song, point and colour.





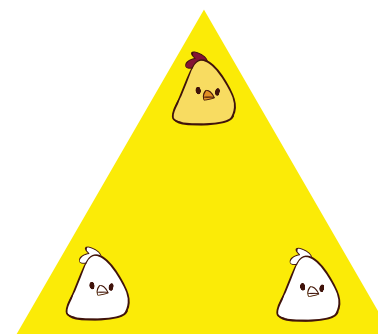

Who is it?

Who is it? Who is it? It's my mummy. She's got red hair. I've got red hair. We look the same!	I've got big eyes. We look the same!
Who is it? Who is it? It's my daddy. He's got a small nose. I've got a small nose. We look the same!	Who is it? Who is it? It's my sister. She's got a small mouth. I've got a small mouth. We look the same!
Who is it? Who is it? It's my baby brother. He's got big eyes.	Who is it? Who is it? It's my friend. He's got big ears. I've got small ears. We look different!

🌿 Optional: Draw your best friend.



■ mummy, daddy, brother, sister, baby, friend
 same / different



Name _____

Lesson 5



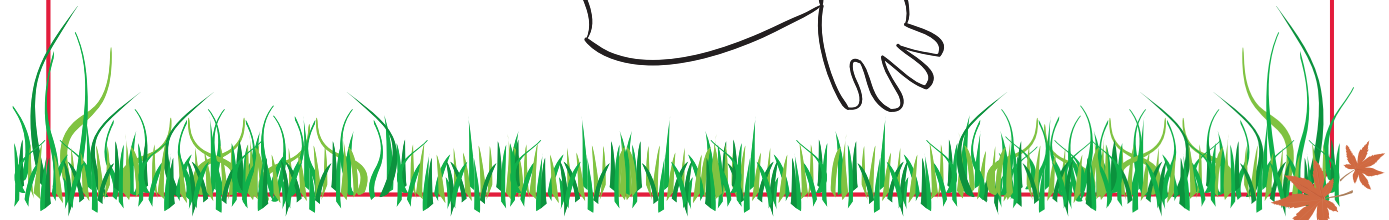

- ✿ Walk on the numbers.
- ✿ *Can you count to 3?* number song 1–3: Sing and count.
- ✿ **WORKSHEET 5:** Trace and count. Then, match and colour.
- ✿ Optional: Photocopiable 17: Trace and make a family triangle.



Can you count to 3?

1, 2, 3. Can you see? Can you count to 3 with me? One, two, three!	1, 2, 3. Can you see? Can you count 3 fingers with me? One, two, three!
1, 2, 3. Can you see? Can you draw a triangle with me? One, two, three!	1, 2, 3. Can you see? You can count to 3 with me! One, two, three!


✿ Optional: Trace and colour.



■ numbers 1 - 3
 triangle, yellow

Consolidation



WORKSHEET 6



Name



1 Listen and say the **f** and **u** letter sounds.



2 Sing the song.



*f - f - f I'm Frog.
 In the forest!*

*And this is my family.
 In the forest!*

*We're the forest frog family!
 f - f - f*



3 Sing the song.



*u - u - u Umbrella!
 u - u - u Umbrella!
 u - u - u Under the umbrella!*



Optional: Photocopiable 18: Trace the umbrella and colour the frogs.

Cambridge University Press
978-8-490-36814-5 — Greenman and the Magic Forest Starter Pupil's Book with Stickers and Pop-outs
Marilyn Miller, Karen Elliott
Excerpt
[More Information](#)

Winter Fun!



Name



Winter Fun!

- ❄ Winter weather.
- ❄ Same or different.
- ❄ *It's wintertime* song.
- ❄ **Worksheet 1**: Say and match.
- ❄ Optional: Photocopiables 19 and 20:
Trace and make a windy cloud.
Make a snowman family.



It's wintertime

*It's wintertime. Let's go!
 It's wintertime. Let's go,
 It's wintertime. Let's go!
 It's very cold in the forest today.*

Repeat with: *windy, snowy*

❄ Optional: Trace and colour.



■ **face, eye, ear, mouth, nose, hair**
mummy, daddy, brother, sister, baby, friend