







































































































































Shell Houston Open	Masters Tournament	RBC Heritage	Valero Texas Open	Zurich Classic of N.O.	Wells Fargo Champ.	Players Championship	AT&T Byron Nelson	Ft. Worth Invt'l.	Memorial Tournament	FedEx St. Jude Classic	U.S. Open	Travelers Championship	The National	Greenbriar Classic	John Deere Classic	Open Championship	RBC Canadian Open	WGC Bridgestone Invt'l.	PGA Championship	Wyndham Championship
--------------------	--------------------	--------------	-------------------	------------------------	--------------------	----------------------	-------------------	-------------------	---------------------	------------------------	-----------	------------------------	--------------	--------------------	--------------------	-------------------	-------------------	-------------------------	------------------	----------------------

 AN, BYEONG HUN	\$ 1,236,090	2		9.1			2	4.3			13.5		2		2			2	13.5				50.4
 BADDELEY, AARON	\$ 744,568	2		2	8						3.3	5.1						2					22.4
 BAE, SANGMOON	\$ 300,000								2														2
 BARBER, BLAYNE	\$ 811,018						2						5.4	2	2.5	2							13.9
 BARNES, RICKY	\$ 618,889				2										2			7.6					11.6
 BERGER, DANIEL	\$ 3,978,974	7	4				2	2				10	2										27
 BLAIR, ZAC	\$ 778,028				3.1				2		2			5.6	2			2					16.7
 BLAUM, RYAN	\$ 944,131						2	2	10		6.8		8	6		2		6					42.8
 BLIXT, JONAS	\$ 1,375,913			8			5.1							2									15.1
 BOZZELLI, DOMINIC	\$ 868,519	2		3					2		2		2	2		6		2					21
 BRADLEY, KEEGAN	\$ 1,789,808	2			2		2	10		6			2		8		2	10					44
 BREHM, RYAN	\$ 382,709																						0
 BROWN, SCOTT	\$ 1,569,180	2						6					2	2	2	8							22
 BRYAN, WESLEY	\$ 2,440,976			2						2	2	8		2		6							22
 BURNS, BOB	\$ 300,000																						0
 BURNS, SAM	\$ 300,000						2				2												6
 BYRD, JONATHAN	\$ 302,237	2		2					2														6
 CABRERA BELLO, RAFA	\$ 1,771,300		3					7.3					4					2					16.3
 CAMPBELL, CHAD	\$ 1,293,342	2							2		2				2	9.6		3					20.6
 CANTLAY, PATRICK	\$ 1,302,132			9.1				6		10		2	8					8					43.1
 CASEY, PAUL	\$ 2,776,724		8				10					8	11.8					2					39.8
 CASTRO, ROBERTO	\$ 331,209																						0
 CAULEY, BUD	\$ 1,451,432	7		5.8			2																14.8
 CEJKA, ALEX	\$ 618,171						5.1			2	2.5		4	4	8			2					27.6
 CHALMERS, GREG	\$ 344,631	2					6																8
 CHAPPELL, KEVIN	\$ 2,524,165				4.3							2			4.2		10						20.5

	CINK, STEWART	\$ 1,188,220			2			2			2		10		11.8	6			6	3			42.8
	COLLINS, CHAD	\$ 693,743																					0
	CONNERS, COREY	\$ 300,000			6		2		2	10		2			2	4.2	2						30.2
	COOK, AUSTIN	\$ 300,000			2	4.3		3.8	2				9.7			10	3.6	4.9					40.3
	CRANE, BEN	\$ 592,383	2			8			2	10					8								30
	DAHMEN, JOEL	\$ 326,162	2			2		8		8	6				6	10	11.8		9.5				63.3
	DAY, JASON	\$ 2,029,900		6.5				20	10		2			8				7.1					53.6
	DeCHAMBEAU, BRYSON	\$ 1,717,466		3	11			10	4		2	20		5.1	9.3				2				66.4
	DeLAET, GRAHAM	\$ 1,587,304																					0
	DONALD, LUKE	\$ 937,255																					0
	DUFNER, JASON	\$ 2,903,441	2					2	10					5.1					2				21.1
	DUNCAN, TYLER	\$ 300,000	2					2		5.7	2		3.3	2	4	2	2.5	8		7.6			41.1
	ENGLISH, HARRIS	\$ 851,411			4	3.1					6												13.1
	ETULAIN, JULIÁN	\$ 412,061																					0
	FATHAUER, DEREK	\$ 898,491								8	2		2		2		6						20
	FINAU, TONY	\$ 2,238,642	5.8	9				6	2			7.6		10			6		9.3	3			58.7
	FITZPATRICK, MATTHEW	\$ 300,000		3	8				2					8									21
	FLEETWOOD, TOMMY	\$ 300,000		8					10					15					8	10			51
	FLORES, MARTIN	\$ 605,103						2		5.7				2	2		2		2				15.7
	FOWLER, RICKIE	\$ 4,909,472	2	15				6			8	9.2		6.4		8			4.9				59.5
	FURYK, JIM	\$ 558,097			2	6					2			2			2				2		16
	GARCIA, SERGIO	\$ 3,086,682							2														2
	GARRIGUS, ROBERT	\$ 880,905	7							6			6.8			5.6		4.5		6			35.9
	GARNETT, BRYCE	\$ 300,000			2	2		2	2			2	2										12
	GAY, BRIAN	\$ 928,823			2				2	8		2	8	6.4		9.5	2.5						40.4
	GLOVER, LUCAS	\$ 1,673,050	3.6		4				2			2											11.6
	GÓMEZ, FABIÁN	\$ 332,352	2		2			2		3.8			2		6.6	4	2	6					30.4
	GONZALAS, ANDRES	\$ 403,417																					0
	GOOCH, TALOR	\$ 300,000						8								6							14
	GOOSEN, RETIEF	\$ 395,701				6.3							9.7										16
	GRACE, BRANDEN	\$ 1,246,804		6					2	10.7		2		5.1									25.8
	GRIBBLE, CODY	\$ 1,251,217							4.3	3.8			4.3					3.6					16
	GRILLO, EMILIANO	\$ 1,391,490	11		7.4			9	4		12	6			6.6								56

	HAAS, BILL	\$ 2,583,725	2		9.1	2				8	2		4		2		2					31.1
	HADLEY, CHESSON	\$ 300,000	7		9.1	6.3		8	8		6	2.5			9.5		2					58.4
	HADWIN, ADAM	\$ 3,103,262		6				8	2		2	2		2	2			4				28
	HAGY, BRANDON	\$ 861,227																				0
	HAHN, JAMES	\$ 1,779,702	3.6								2		4	2				2				13.6
	HARKINS, BRANDON	\$ 300,000	2			2		2	2		2	3.3		3.5	4	4.2						25
	HARMAN, BRIAN	\$ 4,191,108		2	5.8			2		8			4	10		2						33.8
	HATTON, TYRELL	\$ 300,000		2				2					10					2				16
	HEARN, DAVID	\$ 788,646				8									2	4.2	7.4		2			23.6
	HENLEY, RUSSELL	\$ 2,776,307	9	8						2	4.7		5.1	10		10						48.8
	HENRY, J.J.	\$ 656,139			7.4			2	2					2		6	3.6					23
	HERMAN, JIM	\$ 1,188,220																				0
	HOFFMAN, CHARLEY	\$ 3,803,541		8	5.8	2				2			6.4	8				7.1	4.5			43.8
	HOFFMANN, MORGAN	\$ 1,201,860																				0
	HOGE, TOM	\$ 373,092	2		2			2	2		2	7.6				2						19.6
	HOLMES, J.B.	\$ 1,353,584	3.6					2		2		7.6	12		11.8				2			41
	HORSCHER, BILLY	\$ 2,666,416			10	8			4	6		2			7.3							37.3
	HOSSLER, BEAU	\$ 300,000	15		7.4	2		3.8	2	3.8	2	2		11.8	10			2				61.8
	HOWELL III, CHARLES	\$ 2,569,808	7		2			6	7.3	9.3		2	6	5.1		7.3	4.2					56.2
	HUGHES, MACKENZIE	\$ 2,148,791						2	2		2			2		8	7.4		9.5			32.9
	HUH, JOHN	\$ 754,931	3.6		5.8					2	2			2	2		9.6		2			29
	HURLEY III, BILLY	\$ 719,579						2						2		2						6
	ISHIKAWA, RYO	\$ 301,087																				0
	JOHNSON, DUSTIN	\$ 6,817,068		9	7.4			7.3			9.2	20	12									64.9
	JOHNSON, ZACH	\$ 2,252,118		4	2	10		2			2.5		8	6.6			7.4	7.1	20			69.6
	JONES, MATT	\$ 510,622	2						8			2		6.6			8					26.6
	KANG, SUNG	\$ 1,880,011							2		2				12			2				18
	KAUFMAN, SMYLIE	\$ 784,758																				0
	KIM, MICHAEL	\$ 1,006,140			2							6.8				20	4					32.8
	KIM, SI WOO	\$ 2,601,406		6	15	2		2		2	4.7			5.4			2	4.5				43.6
	KIM, WHEE	\$ 1,081,181			2					2	4.7					2	7.4		13.5			31.6
	KIRK, CHRIS	\$ 1,157,392			2	10		2		8	2	9.7					6		2			41.7
	KISNER, KEVIN	\$ 4,178,416		5.5	9.1					2	2					2		11.8				32.4

	SCOTT, ADAM	\$ 1,695,144		4				2	8	9.3	2	4						7.1				36.4
	SIMPSON, WEBB	\$ 2,071,103		6.5	10			6	20					9			2		8			61.5
	SINGH, VIJAY	\$ 337,305		2								2					2					6
	SMITH, CAMERON	\$ 1,786,043		10	4														2			16
	SNEDEKER, BRANDT	\$ 1,625,806	2		5.8	8					2		9.7	2			11			9.5		50
	SPAUN, J.J.	\$ 1,007,826				6				10.7					2	5.6	8					32.3
	SPIETH, JORDAN	\$ 6,980,845	11	12				2	6	3.8					2				9.3			46.1
	STALLINGS, SCOTT	\$ 927,278	2		2								4.3		3.5		8			2		21.8
	STANLEY, KYLE	\$ 3,076,037		2				8				13.5			8	4			2.5			38
	STEELE, BRENDAN	\$ 2,858,620				4.3		2						2					2			10.3
	STEFANI, SHAWN	\$ 404,377	5.8					2		5.7	2									6		21.5
	STENSON, HENRIK	\$ 1,573,258	10	10				6				7.6	6	10					4			53.6
	STREB, ROBERT	\$ 1,352,429						2		2	2	2					8					16
	STREELMAN, KEVIN	\$ 1,258,879	2		9.1	10					2	2			4	4			9.6			42.7
	STRICKER, STEVE	\$ 1,002,036						6		3.8			6.8	6.4					2	2		27
	STROUD, CHRIS	\$ 1,308,445						2	2							4			4.5	3		15.5
	STUARD, BRIAN	\$ 588,806			2	3.1				2	3.8	2							2		3	17.9
	SUMMERHAYS, DANIEL	\$ 826,124				2																2
	SWAFFORD, HUDSON	\$ 2,023,782				2				2									2		8	14
	TAYLOR, NICK	\$ 1,222,111						2	3.8				4.3				2	3.6		2		17.7
	TAYLOR, VAUGHN	\$ 755,778				8		2		2	6		6.8		2				3.6			30.4
	THOMAS, JUSTIN	\$ 7,094,741		8				6	8			9.2		5.1	2							38.3
	THOMPSON, MICHAEL	\$ 568,991	8		2	2		2		2	3.8											19.8
	TRINGALE, CAMERON	\$ 792,814													2							7.1
	TWAY, KEVIN	\$ 1,392,020	3.6		2	3.1		2	9.3	10	2				10	2		2			7.6	53.6
	UIHLEIN, PETER	\$ 300,000						10		6		10	2	2								30
	VAN ASWEGEN, TYRONE	\$ 770,257	3.6		5.8			2	2		8						2					23.4
	VARNER III, HAROLD	\$ 652,650						2	10				2		2	10	10		7.6			43.6
	VEGAS, JHONATTAN	\$ 2,260,488	2	3				2	2		2	2.5		2					4.5			20
	VILLEGAS, CAMILO	\$ 848,498																				0
	WAGNER, JOHNSON	\$ 635,861	2			6.3		8		3.8					2	2	7.4		4.5			36
	WALKER, JIMMY	\$ 1,101,162		6.5		10			12.3	10	6			2		2			4.5			53.3
	WATNEY, NICK	\$ 824,162	3.6		4	6.3			13.5	4			2			2	4.2	2		4.5		46.1

	WATSON, BUBBA	\$ 1,018,216		10					2			2			20		8					42
	WEEKLY, BOO	\$ 416,929																				0
	WERENSKI, RICHY	\$ 723,667	2			8			6		2		10		5.4		2	6				41.4
	WESTWOOD, LEE	\$ 300,000	2																2			4
	WHEATCROFT, STEVE	\$ 309,518							2						2		2	8		2		16
	WILKINSON, TIM	\$ 304,159												2								2
	WISE, AARON	\$ 300,000	3.6					13.5		20												37.1
	WOODLAND, GARY	\$ 2,629,788										6		4		2			2	6		20
	WOODS, TIGER	\$ 300,000		4				2	8			6				10			10			40