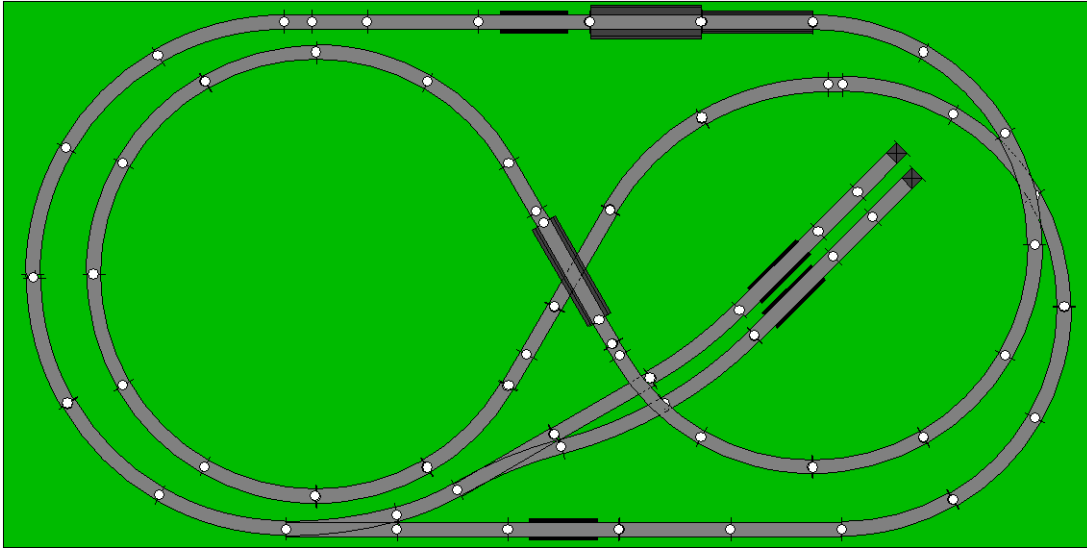


N Scale Layout 1

2x4



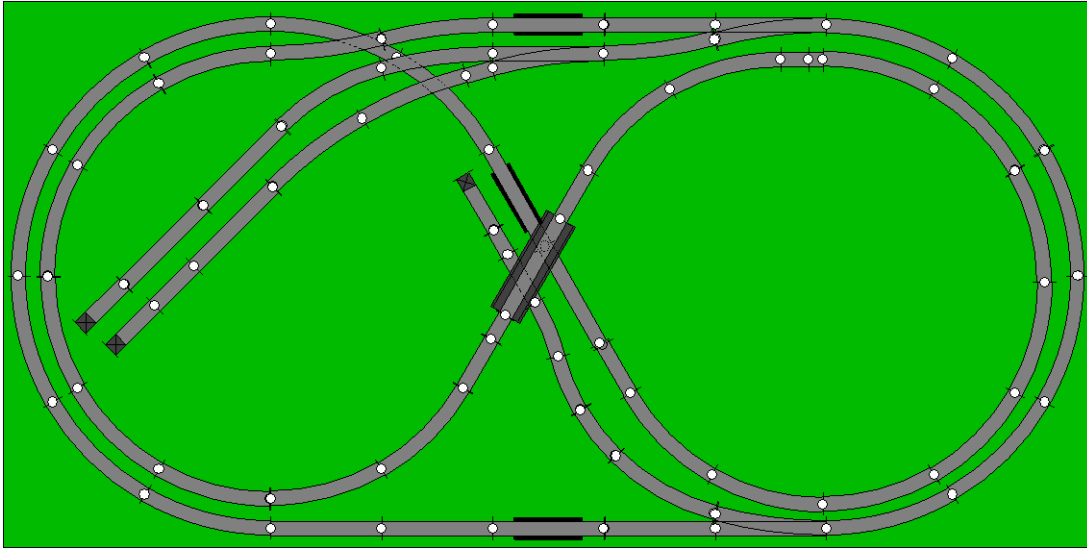
Atlas Code 80 Track

<u>Number</u>	<u>Article no.</u>	<u>Description</u>
5	At-2509a	2½" Straight
2	At-2509b	1¼" Straight
3	At-2509c	5/8" Straight
24	At-2510	Full Section 9¾" Radius
6	At-2513	5" Straight
8	At-2515	Full Section 11" Radius
3	At-2516	Full Section 19" Radius
1	At-2521	Half Section 11" Radius
4	At-2532	Rerailer
2	At-2536	Bumper
1	At-2546	Warren Truss Bridge
1	At-2547	Deck Truss Bridge
1	At-2548	Plate Girder Bridge
1	At-2569a	Straight for 90° Crossing
1	At-2702	Standard Turnout Manual Left
1	At-2703	Standard Turnout Manual Right

By: www.kraftrains.com

N Scale Layout 2

2x4



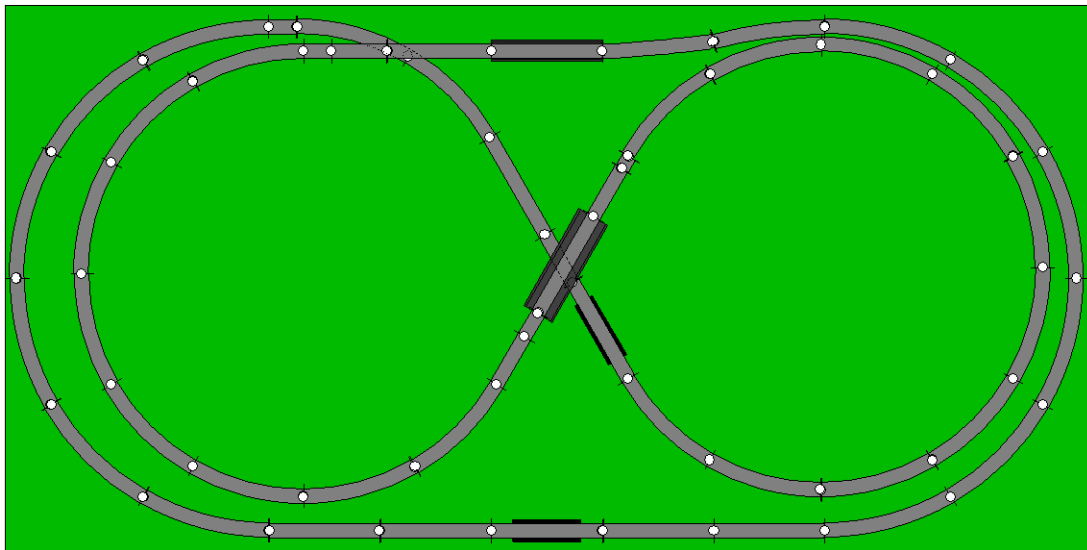
Atlas Code 80 Track

<u>Number</u>	<u>Article no.</u>	<u>Description</u>
5	At-2509a	2½" Straight
4	At-2509b	1¼" Straight
1	At-2509c	5/8" Straight
20	At-2510	Full Section 9¾" Radius
3	At-2511	Half Section 9¾" Radius
8	At-2513	5" Straight
14	At-2515	Full Section 11" Radius
6	At-2516	Full Section 19" Radius
3	At-2532	Rerailer
3	At-2536	Bumper
1	At-2546	Warren Truss Bridge
2	At-2702	Standard Turnout Manual Left
1	At-2703	Standard Turnout Manual Right

By: www.kraftrains.com

N Scale Layout 3

2x4



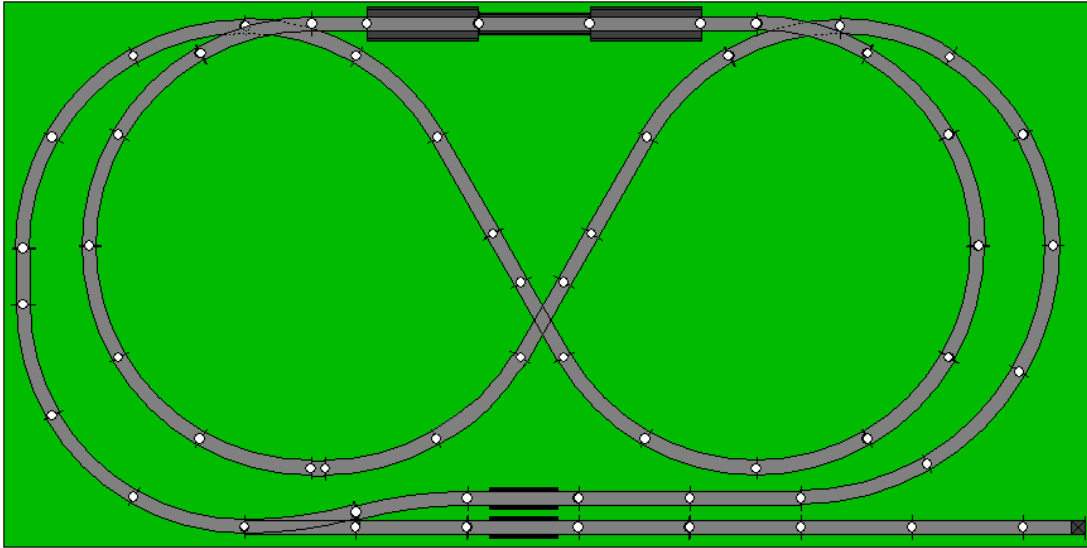
Atlas Code 80 Track

<u>Number</u>	<u>Article no.</u>	<u>Description</u>
4	At-2509a	2½" Straight
3	At-2509b	1¼" Straight
1	At-2509c	5/8" Straight
20	At-2510	Full Section 9¾" Radius
6	At-2513	5" Straight
12	At-2515	Full Section 11" Radius
2	At-2516	Full Section 19" Radius
2	At-2532	Rerailer
1	At-2546	Warren Truss Bridge
1	At-2547	Deck Truss Bridge

By: www.kraftrains.com

N Scale Layout 4

2x4



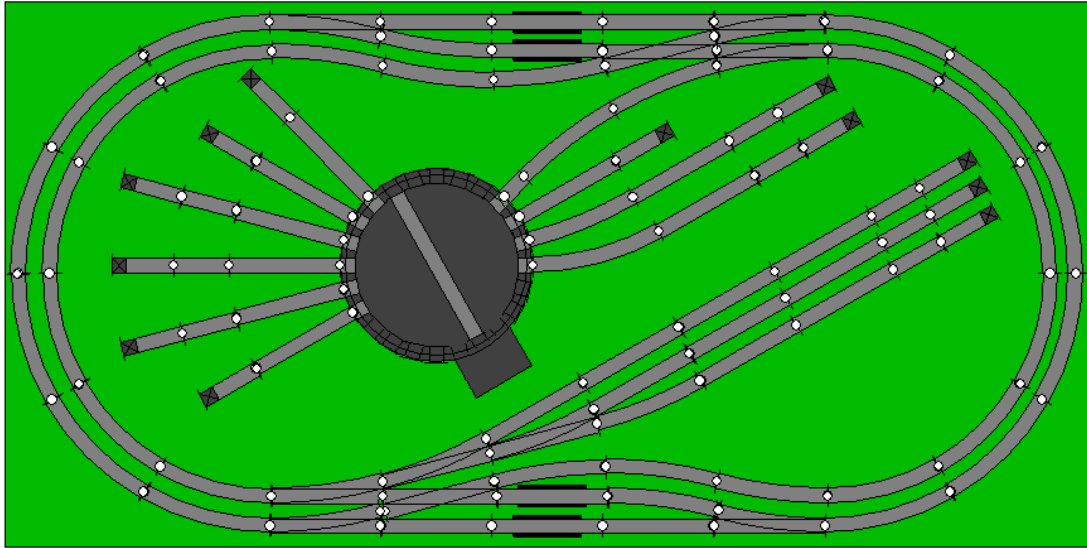
Atlas Code 80 Track

<u>Number</u>	<u>Article no.</u>	<u>Description</u>
5	At-2509a	2½" Straight
1	At-2509c	5/8" Straight
29	At-2510	Full Section 9¾" Radius
9	At-2513	5" Straight
3	At-2515	Full Section 11" Radius
1	At-2516	Full Section 19" Radius
2	At-2532	Rerailer
1	At-2536	Bumper
2	At-2546	Warren Truss Bridge
1	At-2547	Deck Truss Bridge
1	At-2568	60° Crossing
1	At-2702	Standard Turnout Manual Left

By: www.kraftrains.com

N Scale Layout 5 With Roundhouse

2x4



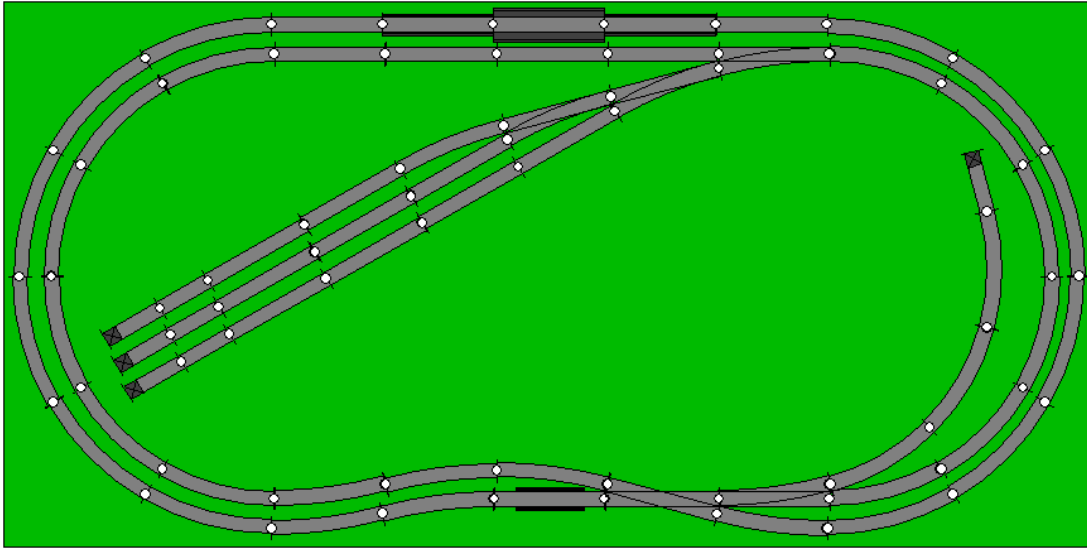
Atlas Code 80 Track

<u>Number</u>	<u>Article no.</u>	<u>Description</u>
8	At-2509a	2½" Straight
1	At-2509b	1¼" Straight
12	At-2510	Full Section 9¾" Radius
22	At-2513	5" Straight
13	At-2515	Full Section 11" Radius
12	At-2516	Full Section 19" Radius
4	At-2532	Rerailer
12	At-2536	Bumper
2	At-2564	15° Crossing
6	At-2702	Standard Turnout Manual Left
2	At-2703	Standard Turnout Manual Right
1	At-2790	Turntable

By: www.kraftrains.com

N Scale Layout 6

2x4



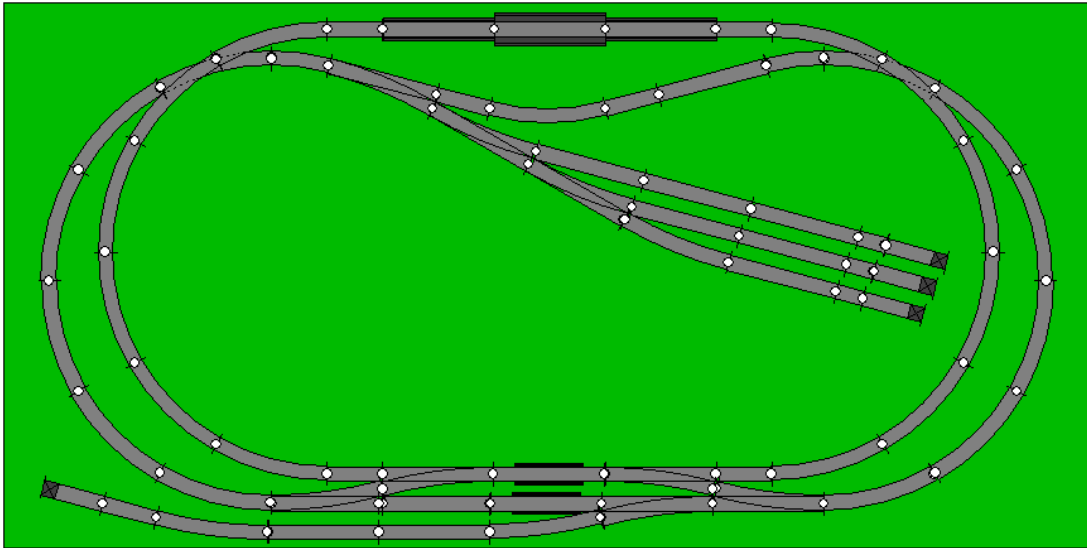
Atlas Code 80 Track

<u>Number</u>	<u>Article no.</u>	<u>Description</u>
3	At-2509a	2½" Straight
15	At-2510	Full Section 9¾" Radius
15	At-2513	5" Straight
12	At-2515	Full Section 11" Radius
7	At-2516	Full Section 19" Radius
1	At-2532	Rerailer
4	At-2536	Bumper
1	At-2546	Warren Truss Bridge
2	At-2547	Deck Truss Bridge
1	At-2564	15° Crossing
4	At-2702	Standard Turnout Manual Left

By: www.kraftrains.com

N Scale Layout 7 (2 Trains Possible)

2x4



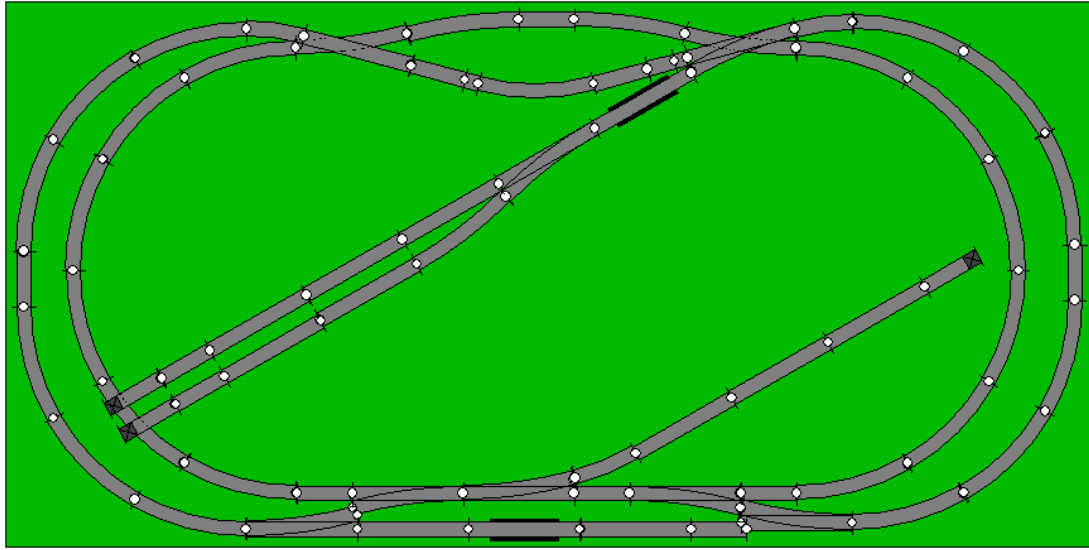
Atlas Code 80 Track

<u>Number</u>	<u>Article no.</u>	<u>Description</u>
7	At-2509a	2½" Straight
3	At-2509b	1¼" Straight
25	At-2510	Full Section 9¾" Radius
2	At-2511	Half Section 9¾" Radius
10	At-2513	5" Straight
3	At-2516	Full Section 19" Radius
2	At-2532	Rerailer
4	At-2536	Bumper
1	At-2546	Warren Truss Bridge
2	At-2547	Deck Truss Bridge
5	At-2702	Standard Turnout Manual Left
3	At-2703	Standard Turnout Manual Right

By: www.kraftrains.com

N Scale Layout 8 (2 Trains Possible)

2x4



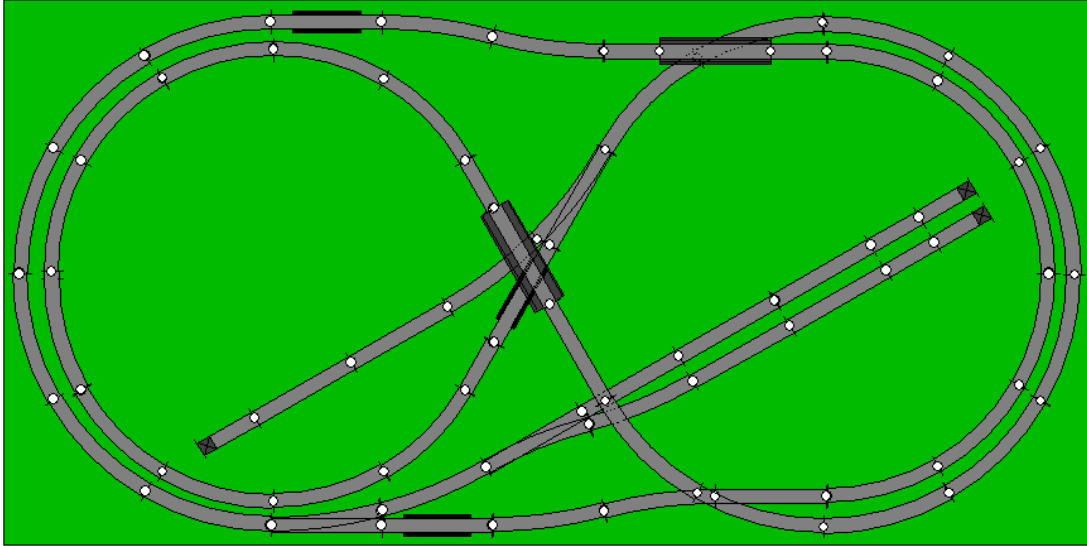
Atlas Code 80 Track

<u>Number</u>	<u>Article no.</u>	<u>Description</u>
11	At-2509a	2½" Straight
1	At-2509b	1¼" Straight
2	At-2509c	5/8" Straight
25	At-2510	Full Section 9¾" Radius
2	At-2511	Half Section 9¾" Radius
11	At-2513	5" Straight
5	At-2516	Full Section 19" Radius
1	At-2521	Half Section 11" Radius
2	At-2532	Rerailer
3	At-2536	Bumper
5	At-2702	Standard Turnout Manual Left
2	At-2703	Standard Turnout Manual Right

By: www.kraftrains.com

N Scale Layout 9 (2 Trains)

2x4



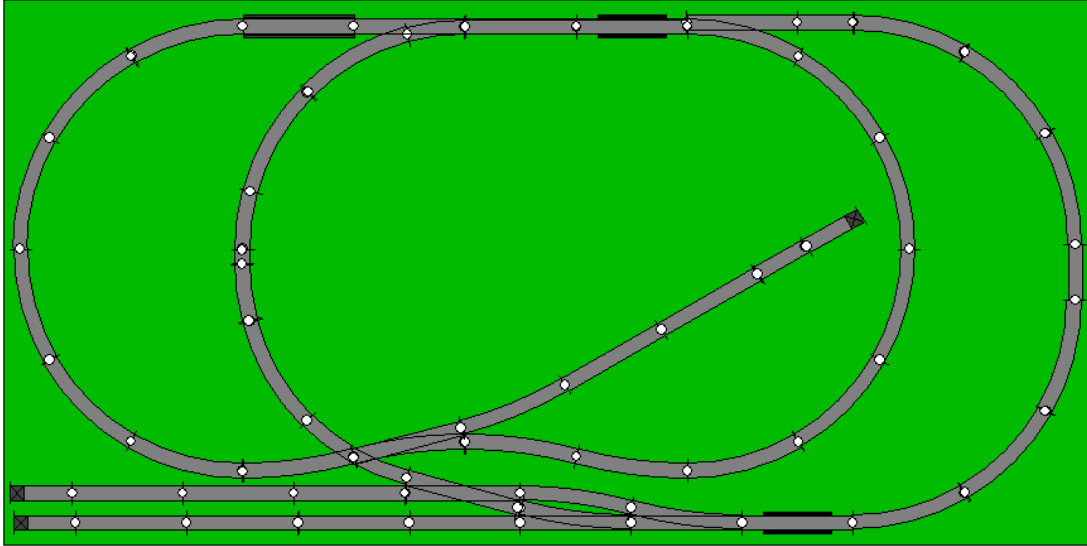
Atlas Code 80 Track

<u>Number</u>	<u>Article no.</u>	<u>Description</u>
6	At-2509a	2½" Straight
16	At-2510	Full Section 9¼" Radius
9	At-2513	5" Straight
16	At-2515	Full Section 11" Radius
7	At-2516	Full Section 19" Radius
3	At-2532	Rerailer
3	At-2536	Bumper
1	At-2546	Warren Truss Bridge
1	At-2548	Plate Girder Bridge
1	At-2702	Standard Turnout Manual Left
2	At-2703	Standard Turnout Manual Right

By: www.krafttrains.com

N Scale Layout 10

2x4




Atlas Code 80 Track

<u>Number</u>	<u>Article no.</u>	<u>Description</u>
3	At-2509a	2½" Straight
1	At-2509c	5/8" Straight
22	At-2510	Full Section 9¾" Radius
3	At-2511	Half Section 9¾" Radius
14	At-2513	5" Straight
5	At-2516	Full Section 19" Radius
2	At-2532	Rerailer
3	At-2536	Bumper
1	At-2547	Deck Truss Bridge
1	At-2564	15° Crossing
3	At-2703	Standard Turnout Manual Right

By: www.kraftrains.com

N Scale Layout 11 (2 Trains Possible)

2x4



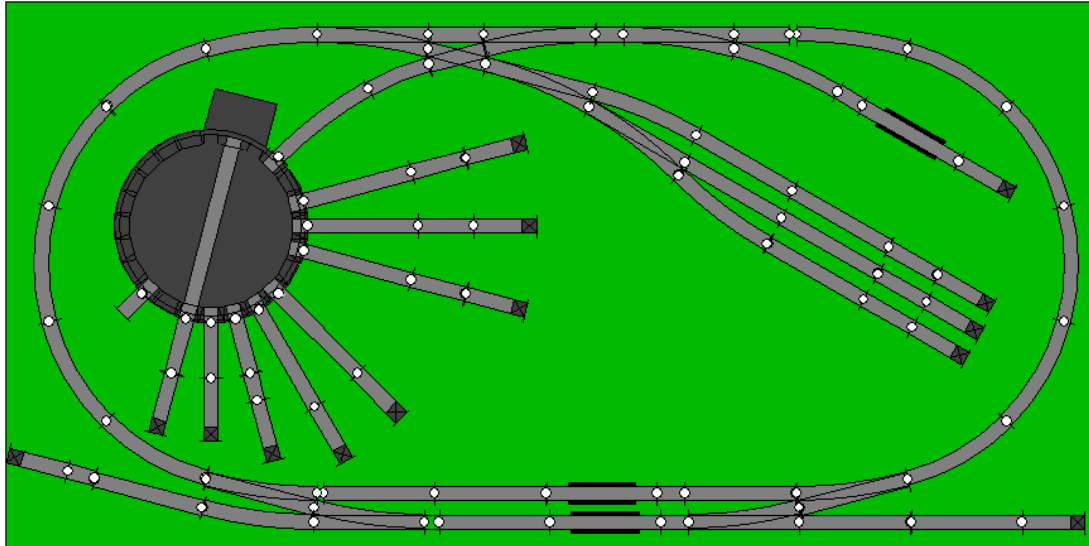
Atlas Code 80 Track

<u>Number</u>	<u>Article no.</u>	<u>Description</u>
23	At-2501	5" Straight
6	At-2509a	2½" Straight
20	At-2509b	1¼" Straight
5	At-2509c	5/8" Straight
15	At-2510	Full Section 9¾" Radius
13	At-2520	Full Section 11" Radius
6	At-2526	Full Section 19" Radius
2	At-2532	Rerailer
12	At-2536	Bumper
8	At-2702	Standard Turnout Manual Left
8	At-2703	Standard Turnout Manual Right

By: www.kraftrains.com

N Scale Layout 12 With Roundhouse

2x4



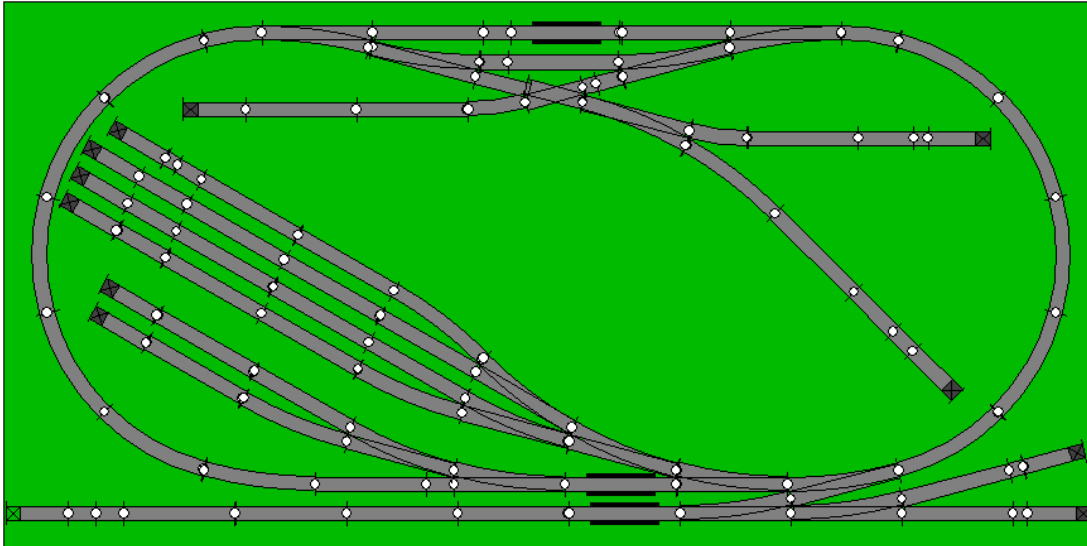
Atlas Code 80 Track

<u>Number</u>	<u>Article no.</u>	<u>Description</u>
17	At-2501	5" Straight
11	At-2509a	2½" Straight
7	At-2509b	1¼" Straight
1	At-2509c	5/8" Straight
10	At-2510	Full Section 9¾" Radius
1	At-2521	Half Section 11" Radius
7	At-2526	Full Section 19" Radius
3	At-2532	Rerailer
14	At-2536	Bumper
1	At-2566	30° Crossing
3	At-2702	Standard Turnout Manual Left
6	At-2703	Standard Turnout Manual Right
1	At-2790	Turntable

By: www.krafttrains.com

N Scale Layout 13

2x4



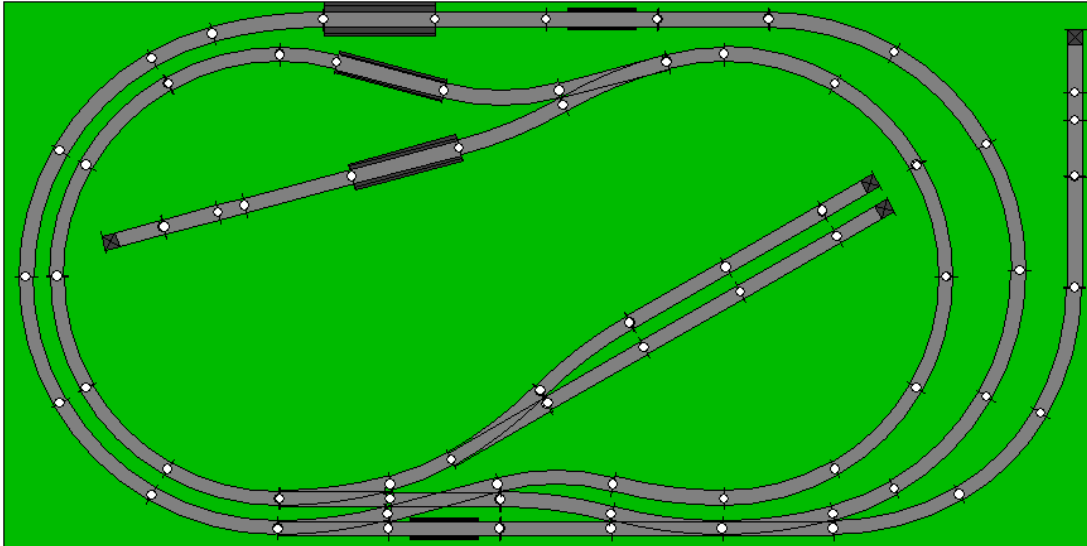
Atlas Code 80 Track

<u>Number</u>	<u>Article no.</u>	<u>Description</u>
27	At-2501	5" Straight
6	At-2509a	2½" Straight
8	At-2509b	1¼" Straight
5	At-2509c	5/8" Straight
10	At-2510	Full Section 9¾" Radius
4	At-2511	Half Section 9¾" Radius
5	At-2526	Full Section 19" Radius
3	At-2532	Rerailer
12	At-2536	Bumper
1	At-2566	30° Crossing
4	At-2702	Standard Turnout Manual Left
10	At-2703	Standard Turnout Manual Right

By: www.kraftrains.com

N Scale Layout 14

2x4



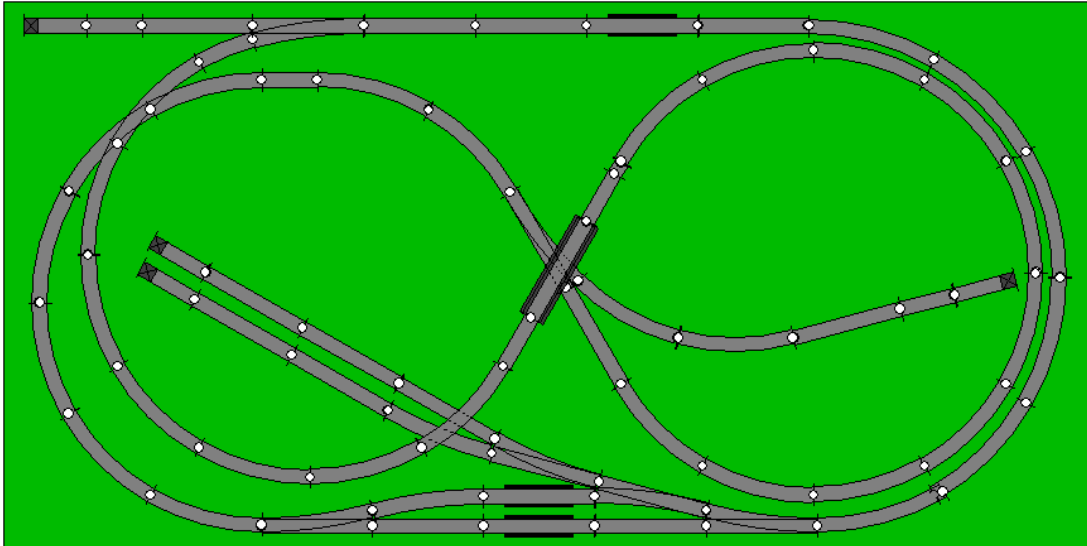
Atlas Code 80 Track

<u>Number</u>	<u>Article no.</u>	<u>Description</u>
10	At-2501	5" Straight
2	At-2509a	2½" Straight
2	At-2509b	1¼" Straight
15	At-2510	Full Section 9¾" Radius
2	At-2511	Half Section 9¾" Radius
12	At-2520	Full Section 11" Radius
3	At-2521	Half Section 11" Radius
5	At-2526	Full Section 19" Radius
2	At-2532	Rerailer
4	At-2536	Bumper
1	At-2546	Warren Truss Bridge
1	At-2547	Deck Truss Bridge
1	At-2548	Plate Girder Bridge
1	At-2564	15° Crossing
5	At-2702	Standard Turnout Manual Left
1	At-2703	Standard Turnout Manual Right

By: www.kraftrains.com

N Scale Layout 15

2x4



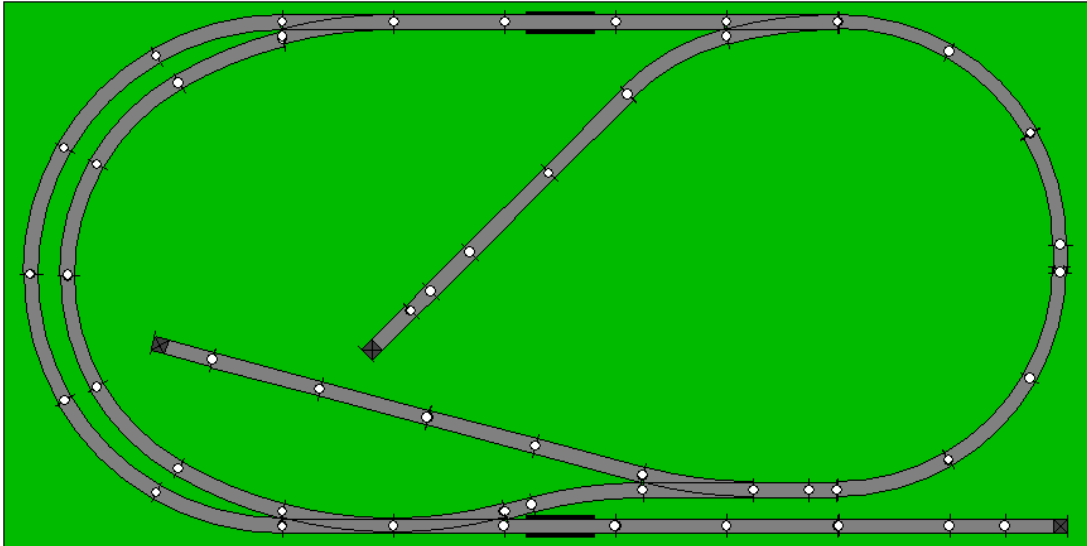
Atlas Code 80 Track

<u>Number</u>	<u>Article no.</u>	<u>Description</u>
5	At-2509a	2½" Straight
1	At-2509c	5/8" Straight
27	At-2510	Full Section 9¾" Radius
1	At-2511	Half Section 9¾" Radius
13	At-2513	5" Straight
6	At-2515	Full Section 11" Radius
2	At-2516	Full Section 19" Radius
3	At-2532	Rerailer
4	At-2536	Bumper
1	At-2548	Plate Girder Bridge
4	At-2702	Standard Turnout Manual Left
2	At-2703	Standard Turnout Manual Right

By: www.kraftrains.com

N Scale Layout 16

2x4



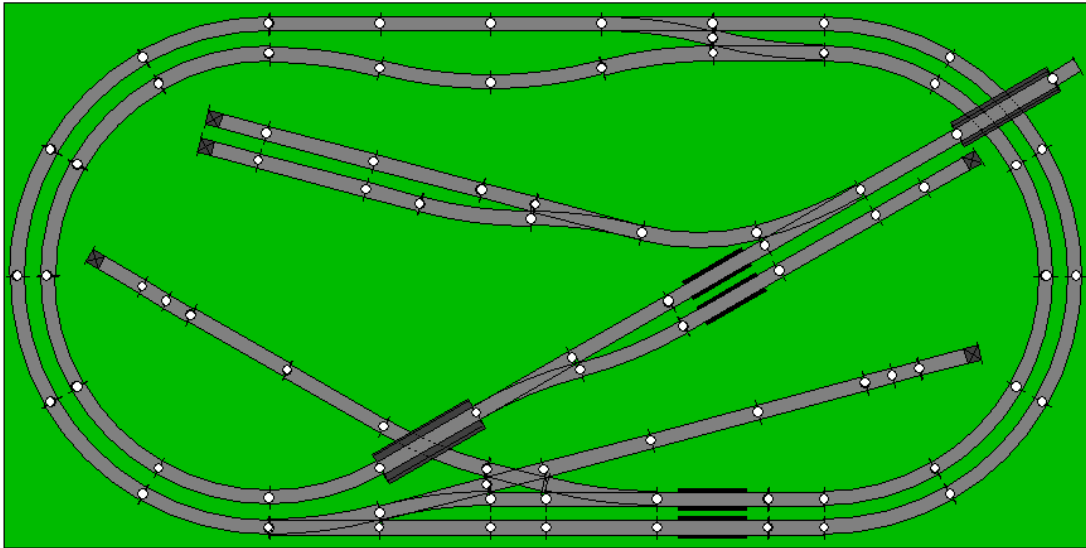
Atlas Code 80 Track

<u>Number</u>	<u>Article no.</u>	<u>Description</u>
3	At-2509a	2½" Straight
4	At-2509b	1¼" Straight
11	At-2510	Full Section 9¾" Radius
11	At-2513	5" Straight
6	At-2515	Full Section 11" Radius
3	At-2516	Full Section 19" Radius
2	At-2532	Railer
3	At-2536	Bumper
3	At-2702	Standard Turnout Manual Left
2	At-2703	Standard Turnout Manual Right

By: www.krafttrains.com

N Scale Layout 17

2x4



Atlas Code 80 Track

<u>Number</u>	<u>Article no.</u>	<u>Description</u>
15	At-2501	5" Straight
7	At-2509a	2½" Straight
5	At-2509b	1¼" Straight
14	At-2510	Full Section 9¾" Radius
2	At-2513	5" Straight
1	At-2516	Full Section 19" Radius
12	At-2520	Full Section 11" Radius
6	At-2526	Full Section 19" Radius
4	At-2532	Rerailer
5	At-2536	Bumper
1	At-2546	Warren Truss Bridge
1	At-2548	Plate Girder Bridge
1	At-2566	30° Crossing
2	At-2702	Standard Turnout Manual Left
6	At-2703	Standard Turnout Manual Right

By: www.kraffttrains.com