

ISUZU
TRUCKS
CELEBRATING
25
YEARS LEADERSHIP
1989 - 2013

We
share
the
load.

ISUZU
RELIABILITY IS EVERYTHING

N SERIES

GVM: 4,500 – 8,700KG. GCM: 7,000 – 12,200KG



EFFECTIVE
MAR 2014



CARRIES THE TITLE OF AUSTRALIA'S FAVOURITE TRUCK.

THE ISUZU N SERIES HAS BEEN AUSTRALIA'S NUMBER ONE LIGHT TRUCK 25 YEARS STRAIGHT*. A DOMINANT LEAD EARNED BY OFFERING YOU SAFETY, PERFORMANCE, DRIVEABILITY, COMFORT, OPERATING COSTS, PRODUCTIVITY AND, ABOVE ALL, OUR LEGENDARY RELIABILITY. AS WE USED TO SAY, IT'S THE ONE. BUT IT'S ALSO THE MANY: CHOOSE FROM SINGLE CABS, CREW CABS, TIPPERS AND 4X4s, ALONG WITH VARIOUS ENGINES, TRANSMISSIONS AND WHEELBASES. WITH ISIS, OUR REVOLUTIONARY SOFTWARE, TO HELP US TOGETHER TO MAKE THE MOST SUITABLE CHOICE FOR YOUR SPECIFIC NEEDS. ALL OF THIS WILL HELP MAKE YOUR DAILY GRIND MUCH LESS OF A GRIND. AND BY CONTINUING TO SHARE THE LOAD WITH YOU WE HOPE TO NEVER SHARE THE LEAD WITH ANYONE.

*According to T-Mark industry statistics.



A SERIES OF 55

OUR N SERIES COMES 55 DIFFERENT WAYS. ALL THE DETAILS ARE A FEW PAGES ON. BUT HERE'S THE OVERVIEW. 43 4X2s, 3 AWDs AND 4 4X4s. 43 SINGLE CABS, 12 CREW CABS AND 10 TIPPERS. WHATEVER YOUR LOAD, WE CAN SHARE IT.

- Isuzu diesel engines, in three ratings.
- 5-speed and 6-speed manuals and 6-speed AMT.
- Short, medium and long wheelbases.
- 3,500kg braked towing capacity (except NLR/NLS).
- Suspension driver's seat (most models).
- First-class cabs come standard with three seats (seven seats in crew cabs).
- Integrated air-conditioning.
- DAVE media system, with digital radio, DVD, MP3, voice-control and Bluetooth.



4,500KG GVM NARROW CAB RANGE

WHERE THE N SERIES RANGE STARTS, BUT THEY'RE ANYTHING BUT BASIC. 5-SPEED MANUAL OR 6-SPEED AUTOMATED MANUAL TRANSMISSION AVAILABLE ON MOST MODELS. READY-TO-GO TIPPER MODEL, CREW CAB MODEL AND A VARIETY OF WHEELBASES TO SUIT THE BODY TYPE YOU WANT.

- Isuzu SITEC III 150 diesel engine.
- 5-speed manual and 6-speed AMT.
- Short and medium wheelbases.
- 3,500kg braked towing capacity.
- Integrated air-conditioning.

- First-class cabs come standard with three seats (seven seats in crew cabs).
- DAVE media system, with digital radio, DVD, MP3, voice-control and Bluetooth.
- Ample storage and drink holders.



4,500-7,500KG GVM WIDE CAB RANGE

THIS N SERIES RANGE STEPS UP TO 114KW POWER (155HP) AND THE AVAILABILITY OF PREMIUM MODELS WHICH INCLUDE CLIMATE CONTROL AIRCON AND STANDARD AMT TRANSMISSION. CREW CAB, 4X4 AND READY-TO-GO TIPPER MODELS AVAILABLE.

- Isuzu SITEC III 155 diesel engine.
- 6-speed manual and 6-speed AMT.
- Short, medium and long wheelbases.
- 3,500kg braked towing capacity.
- Integrated air-conditioning. (Premiums have climate control.)
- Suspension driver's seat (most models).
- First-class cabs come standard with three seats (seven seats in crew cabs).
- DAVE media system, with digital radio, DVD, MP3, voice-control and Bluetooth.
- Ample storage and drink holders.
- Driver and passenger airbags.



8,700KG GVM
139kW (185HP)

THE 8,700KG GVM NPR IS THE BIGGEST OF THE N SERIES FLEET, SO IT'S THE KING OF AUSTRALIA'S LIGHT TRUCKS. BOTH IN SALES AND IN SUPREMACY. IT COMES AS SINGLE CAB-CHASSIS, CREW CAB, READY-TO-WORK TIPPER AND PREMIUM. AND IT COMES EXTREMELY WELL EQUIPPED.

- Isuzu SITEC III 185 diesel engine.
- 6-speed manual and 6-speed AMT.
- Medium and long wheelbases.
- 3,500kg braked towing capacity.
- Integrated air-conditioning. (Premiums have climate control.)

- First-class cabs come standard with three seats (seven seats in crew cabs).
- DAVE media system, with digital radio, DVD, MP3, voice-control and Bluetooth.
- Ample storage and drink holders.
- Class leading GVM rating.

DON'T MISS A THING.

An N Series option that offers you the miracle of (almost) 360° vision. Operating through a unique multi-view digital touchscreen audio-visual unit, a camera system puts you all over the truck. You can have cameras in four different positions, all displaying at the same time, and even with audio. It shares the load of manoeuvring in tight spots.



THE INS AND OUTS OF YOUR DAY.

Deep non-slip steps and wide doors opening to 90° ensure getting in and out of an Isuzu cab is never a pain, no matter how many times a day you have to do it.

CONTROL YOUR SPEED, AND YOUR CLIMATE.

Helping in sharing your load, we control them for you. Advanced electronic cruise-control and automatic climate-control air-conditioning are both standard in all Premium models.



CARRY LOADS IN THE CAB.

Cabs are anything but afterthoughts with Isuzu. For instance, you'll find stacks of storage space and locations for all your stuff. Along with heaps of room for you and your workmates as well, including generous stretch-out legroom. All in all, it's a very comfy and accommodating place to be. You will also notice the fluorescent interior lamp, particularly helpful for early or late starts.



MEET DAVE, YOUR STREET-SMART SIDEKICK.

Our Digital Audio Visual Equipment, the ultimate cab infotainment system, is right at your fingertips. Navigate through the simple menu to play your favourite songs or (digital) station, or, for even greater convenience and safety, use voice-controls for many of the functions available. Hands-free Bluetooth is standard, and sat-nav and tyre-pressure monitoring are optional. You'll never work alone.


REINVENTING THE WHEEL.

The longer your day, the more you'll appreciate ergonomics. Take the wheel. It tilts and telescopes at a touch, so you'll readily arrive at a driving position that's comfortable for you, even at the end of a long shift.



A VERY SAFE HAVEN.

All N Series cabs comply with the latest ECE-R29 standard, so they are truly world-class. Double side-intrusion bars, seatbelt pre-tensioners and load-limiters, and driver and passenger airbags are all standard. Along with traction control and a whole alphabet of other safety systems. In an Isuzu, you will always work safe.



SEE AROUND CORNERS.

Turning into laneways and driveways, as you know, can be tricky. Especially at night. That's when our cornering lamps share the load. Turning on your indicators turns them on as well, while your headlights still aim forwards.



IS IT A MANUAL OR AN AUTO? YES.

Several models come with Isuzu AMT, Automated Manual Transmission. It has six speeds and you drive it like an auto, but it functions like a manual. A very practical way in which we share the load.

DESIGNED BY THE WIND.

The N Series cabs are designed by computer and tested by wind-tunnel. So they're intelligent, energy-efficient, safe and comfortable. And, for trucks, quite aerodynamic. Also, their front suspension has been refined and noise levels hushed. It all helps in making your day easier, sharing your load.



TWENTY-TWENTY HINDSIGHT.

Your twin rear-view mirrors are big, heated and powered, with integrated spotters. It's a case of 'Objects in mirror are clearer than you think'.



CONVENIENCE THAT CLICKS.


As you've read, we've made our cabs easy and safe to get in and out of. Remote, keyless entry and locking make it convenient as well. And if you're in and out of your truck all day long, it's a feature you'll really appreciate.

*Remote shown is for illustrative purposes only.



55 WAYS WE SHARE THE LOAD.

Here you'll find the basic specifications on our 55 N Series models. Remember there's always our ISIS software to help us to choose together the one that's made for you. The one that'll best share the load with you.



SPECIFICATIONS

N SERIES 4x2 RANGE

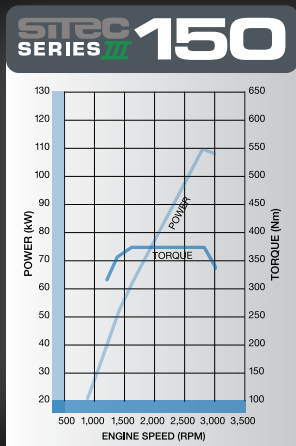
MODEL	GVM (kg)	GCM (kg)	ENGINE	POWER (kW@RPM)	TORQUE (Nm@RPM)	TRANSMISSION (GEARS/TYPE)	WHEELBASE (mm)
NLR 200	4,500	7,000	SITEC III 150	110 @ 2,800	375 @ 1,600 - 2,800	5-speed manual	Short: 2,490 / Medium: 3,360
						6-speed AMT	Short: 2,490 / Medium: 3,360
NNR 200	4,500	8,000	SITEC III 150	110 @ 2,800	375 @ 1,600 - 2,800	6-speed manual	Short: 2,795 / Medium: 3,395
						6-speed AMT	Short: 2,795 / Medium: 3,395
NPR 200 / 275	4,500 / 5,500	8,000 / 9,000	SITEC III 155	114 @ 2,600	419 @ 1,600 - 2,600	6-speed manual	Short: 2,765 / Medium: 3,365
						6-speed AMT	Short: 2,765 / Medium: 3,365
						6-speed AMT	Medium: 3,365
NPR 250 / 300	4,500 / 6,500	8,000 / 10,000	SITEC III 155	114 @ 2,600	419 @ 1,600 - 2,600	6-speed manual	Medium: 3,365
						6-speed AMT	
NPR 400	7,500	11,000	SITEC III 155	114 @ 2,600	419 @ 1,600 - 2,600	6-speed manual	Medium: 3,365 / Long: 4,175
						6-speed AMT	Medium: 3,365 / Long: 4,175
NQR 450	8,700	12,200	SITEC III 185	139 @ 2,600	510 @ 1,600 - 2,600	6-speed manual	Medium: 3,365 / Long: 4,175
						6-speed AMT	Medium: 3,365 / Long: 4,175

N SERIES 4x4 RANGE

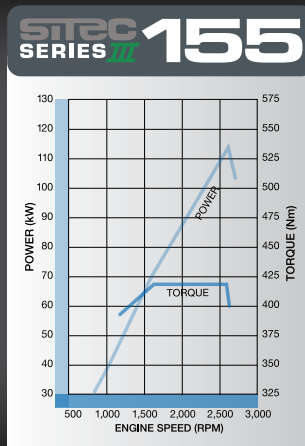
MODEL	GVM (kg)	GCM (kg)	ENGINE	POWER (kW@RPM)	TORQUE (Nm@RPM)	TRANSMISSION (GEARS/TYPE)	WHEELBASE (mm)
NLS 200 AWD	4,500	6,000 (off-road) 7,000 (on-road)	SITEC III 150	110 @ 2,800	375 @ 1,600 - 2,800	5-speed manual	Short: 2,740
							Medium: 3,360
							Medium: 3,395
NPS 250 / 300	4,500 / 6,500	8,000 / 10,000	SITEC III 155	114 @ 2,600	419 @ 1,600 - 2,600	5-speed manual (+2 speed transfer case)	Medium: 3,395
							Medium: 3,395

WARRANTIES†

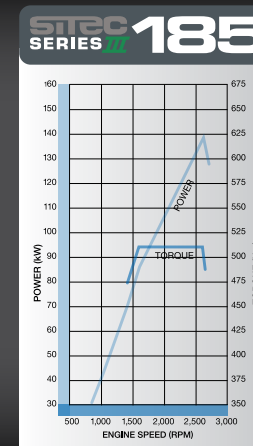
MODEL	VEHICLE	ENGINE	CABIN PERFORATION CORROSION	EXTENDED CARE WARRANTY^°
NLR, NNR, NPR, NLS, NPS, NQR	3 years or 100,000 kilometres or 2,000 hours		3 years Unlimited kilometres	5 years or 250,000 kilometres



SiTEC Series III 150 produces 110kW power and 375Nm torque and is standard on NLR, NLS and NNR models.



SiTEC Series III 155 produces 114kW power and 419Nm torque and is standard on NPR and NPS models.



SiTEC Series III 185 produces 139kW power and 510Nm torque and is standard on NQR models.

N SERIES TIPPER RANGE

MODEL	GVM (kg)	GCM (kg)	ENGINE	POWER (kW@RPM)	TORQUE (Nm@RPM)	TRANSMISSION (GEARS/TYPE)	WHEELBASE (mm)
NLR 200	4,500	7,000	SiTEC III 150	110 @ 2,800	375 @ 1,600 - 2,800	5-speed manual 6-speed AMT	Short: 2,490
NLS 200 AWD	4,500	6,000 (off-road) 7,000 (on-road)	SiTEC III 150	110 @ 2,800	375 @ 1,600 - 2,800	5-speed manual	Short: 2,740
NLR 275	5,500	8,000	SiTEC III 150	110 @ 2,800	375 @ 1,600 - 2,800	5-speed manual	Short: 2,490
NPR 200 / 275	4,500 / 5,500	8,000 / 9,000	SiTEC III 155	114 @ 2,600	419 @ 1,600 - 2,600	6-speed manual	Short: 2,765
NPR 300	6,500	10,000	SiTEC III 155	114 @ 2,600	419 @ 1,600 - 2,600	6-speed manual	Medium: 3,365
Crew							Long: 4,175
NPR 400	7,500	11,000	SiTEC III 155	114 @ 2,600	419 @ 1,600 - 2,600	6-speed manual	Medium: 3,365
NQR 450	8,700	12,200	SiTEC III 185	139 @ 2,600	510 @ 1,600 - 2,600	6-speed AMT	Medium: 3,365

N SERIES CREW CAB RANGE

MODEL	GVM (kg)	GCM (kg)	ENGINE	POWER (kW@RPM)	TORQUE (Nm@RPM)	TRANSMISSION (GEARS/TYPE)	WHEELBASE (mm)
NNR 200	4,500	8,000	SiTEC III 150	110 @ 2,800	375 @ 1,600 - 2,800	6-speed manual 6-speed AMT	Medium: 3,365
NLS 200 AWD	4,500	6,000 / 7,000	SiTEC III 150	110 @ 2,800	375 @ 1,600 - 2,800	5-speed manual	Short: 2,740
NPR 250 / 300	4,500 / 6,500	8,000 / 10,000	SiTEC III 155	114 @ 2,600	419 @ 1,600 - 2,600	6-speed manual	Long: 4,175
Premium*						6-speed AMT	
NPS 300 4x4	6,500	10,000	SiTEC III 155	114 @ 2,600	419 @ 1,600 - 2,600	5-speed manual (+2 speed transfer case)	Medium: 3,395
NPR 300	6,500	10,000	SiTEC III 155	114 @ 2,600	419 @ 1,600 - 2,600	6-speed manual	Long: 4,175
Tipper						6-speed manual	
NPR 400	7,500	11,000	SiTEC III 155	114 @ 2,600	419 @ 1,600 - 2,600	6-speed manual	Long: 4,175
Premium*						6-speed AMT	
NQR 450	8,700	12,200	SiTEC III 185	139 @ 2,600	510 @ 1,600 - 2,600	6-speed manual	Long: 4,475
Premium*						6-speed AMT	

*Premium Cabin Pack includes the following specifications: Drivetrain: 6-speed AMT. Exterior: Chrome grille and fog lamps. Interior: Footrest, auto/climate control air-conditioning, enhanced multi-functional instrumentation display. †From delivery. ^Extended Care Warranty available at extra cost. Conditions apply.

Note: The above chart is a brief representation of the chassis specifications within the Isuzu N Series model range. For a detailed understanding of the model and specification variants, please refer to the applicable Isuzu model Specification Sheet. Subject to the conditions outlined in the IAL New Vehicle Warranty, the N Series models carry a standard factory warranty as above. Extended Care Warranty may be purchased to cover the owner against the failure of original components, but may exclude some components and expendable items such as oil, filters etc. Isuzu Roadside Assistance is valid for three years from the date of new vehicle purchases; All Isuzu warranties are subject to mandatory prescribed terms under Australian Consumer law including customer guarantees. For more details visit the Isuzu website which explains Isuzu Warranties in more detail, or alternatively contact your local dealer. All warranties commence from date of delivery. *Refer to Extended Care Brochure.

ISUZU CARE.

Reliability means so much more than just a mechanically reliable truck. Isuzu Care is the most comprehensive customer care truck programme ever seen in Australia, offering a suite of innovative support services and a level of customer care that's setting new industry standards. Wherever you may be, Care's as close as Freecall 1800 035 640.



THE CONNECTED TRUCK.

Isuzu 'Connect' telematics interconnects both truck and driver with your full support team, from the dispatcher to the service manager. To electronically, automatically and continuously share countless data, in real time, on virtually everything the truck and the driver do. From its brakes to his breaks. From how long it spent idling to where it spent the night. And in the process, makes all of you even better 'drivers', including the driver himself.



ISUZU ROADSIDE ASSIST.

Isuzu Assist is a 3-year, 24-hour roadside assistance program that comes at no extra cost with all new Isuzu Trucks. And while our trucks are renowned for their reliability, even if you run out of fuel, lose your keys, get a flat tyre (or battery), Isuzu Assist will be there to sort it out. Just Freecall 1800 947 898.

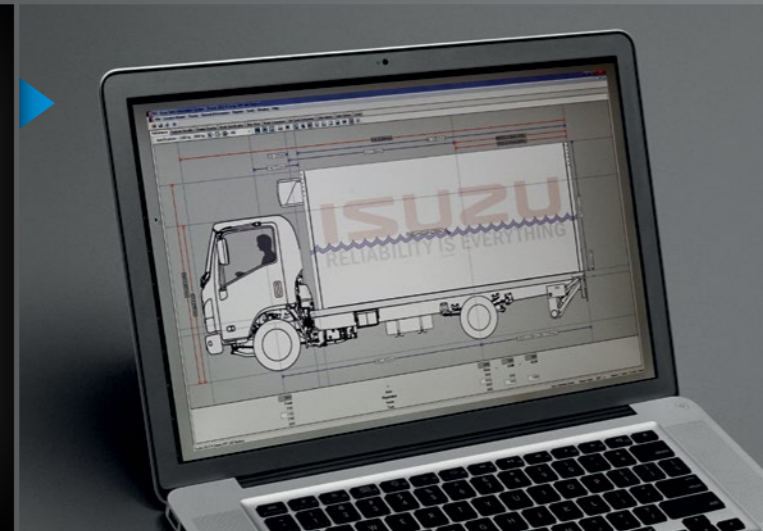


ISUZU SERVICE AGREEMENTS.

Truck maintenance costs can be unpredictable. However, Isuzu Service Agreements level out the costs of operating your Isuzu Truck. For one fixed monthly fee your truck is serviced to precise specifications by Isuzu technicians using high-tech diagnostic equipment and genuine Isuzu parts. And you can choose from a fixed-price Scheduled Services Plan right through to a comprehensive Total Repair and Maintenance Plan.

ISIS.

Isuzu Sales Information System (ISIS for short) is a software program the dealer will use to help you select the right truck and body for your application. Once it's been programmed with your information, ISIS simulates how the truck will perform in terms of its weight distribution, available power and other performance characteristics. So with ISIS, you're sure to find your perfect match.



ISUZU EXTENDED CARE.

Isuzu Extended Care* provides a two-year extension to Isuzu's three-year factory warranty. As well as the five-year factory warranty, you'll also receive five years of Isuzu's Customer Care programme and Isuzu Assist. Available when you buy your truck, it's the ultimate peace-of-mind.


*At additional cost



ISUZU TRUCK INSURANCE.

By joining forces with Australia's leading truck insurance specialist, NTI, Isuzu can now offer you access to a broad range of insurance products designed specifically for the transport industry, including Commercial Motor Policy, Public & Products Liability Policy, Marine Cargo Policy to cover the freight liability and carriers' cargo insurance, and Business Interruption Policy.





**We
share
the
load.**

ISUZU
RELIABILITY IS EVERYTHING

isuzu.com.au

TIC: Isuzu is a member of the Truck Industry Council – *Safer Greener Essential*. Isuzu Australia Limited ABN 97 006 962 572 ("IAL"). The information in this brochure was correct at time of printing, but all measurements, specifications and equipment are subject to change without notice. Some equipment may have been changed and/or is available at extra cost. IAL may make changes at any time without notice, in prices, colours, materials, equipment and models. IAL makes all reasonable attempts to ensure the availability of all vehicles and equipment. The information in this brochure is general in nature. Your Isuzu Truck Dealer can confirm all measurements, specifications and vehicle/equipment availability upon request. Any body illustrated is not standard equipment. MAR2014 F•S•A/ISZ9015