

Naída S

Product information



Naída S, with new Spice+ technology, offers a complete power portfolio including an UltraPower, SuperPower and CRT model in three performance levels accommodating moderate to profound hearing loss. Naída S is WaterResistant and offers a wide range of accessories and FM possibilities, giving the convenience of wireless connectivity. For detailed information visit www.phonakpro.com

Key features*

StereoZoom takes binaural processing technology to a whole new level by integrating the input from the four microphone network of two hearing instruments. StereoZoom has the unique ability to significantly narrow the beam, effectively addressing the common need to focus on a single voice in a crowd.

UltraZoom is designed to significantly improve signal-to-noise ratio in a new and unique manner. A key innovation applied to UltraZoom Premium is SNR-Boost. When in directional mode, SNR-Boost is activated in addition to the traditional temporal-based noise canceller. SNR-Boost is a spatial noise canceller designed specifically for directional applications which uses spatial cues to distinguish between speech from the front and surrounding noise. With this clear distinction, noise cancellation can be more appropriately applied to further enhance the signal-to-noise ratio for speech coming from the front.

auto ZoomControl harnesses full bandwidth audio exchange and advanced binaural processing to automatically track and focus on speech, regardless of the direction, enabling understanding without the need to face the speaker.

FlexControl allows the wearer to easily make targeted adjustments which have a significant impact on satisfaction. FlexControl offers the freedom and flexibility to maximize hearing benefits everywhere.

Enhanced SoundRecover features a frequency compression bandwidth that is double that of the previous SoundRecover algorithm. That means that even for the rare occasion when the lowest cut-off frequency is selected audibility beyond 8000 Hz is still ensured.




Fitting

Software: Phonak Target 2.0 and higher, NOAH compatible
Interfaces: iCube/NOAHlink/HI-PRO

*please note that some features are model dependent.







Key features

The complete range of data sheets is available on www.phonakpro.com

	Naída S UltraPower	Naída S SuperPower	Naída S CRT
			
Performance profile	HE7/HE7 680/Power SlimTube	HE7/HE7 680/Power SlimTube	xSP plus/xP/xS
Maximum Power Output (dB SPL)	2 cc coupler 142/135/142	140/133/140	133/126/112
	Ear Simulator 144/139/144	141/138/141	137/132/121
Maximum gain (dB)	2 cc coupler 82/75/82	75/68/75	65/55/45
	Ear Simulator 85/80/85	80/73/80	72/65/56
Frequency range – 2 cc coupler (Hz)	<100 – 4900	<100 – 6400	<100 – 5200/6100/8600
Frequency range – Ear Simulator (Hz)	<100 – 5000	<100 – 6900	<100 – 4800/6000/8900
Battery size	675	13	13
Working current (mA)	1.3	1.3	1.3/1.2/1.1

xSP plus = SuperPower plus xReceiver
 xP = Power xReceiver
 xS = Standard xReceiver

Options

	Naída S UltraPower	Naída S SuperPower	Naída S CRT xSP plus	Naída S CRT xP	Naída S CRT xS
Hook					
 HE7 680	S	S			
 HE7	0	0			
 mini hook HE7 680	0	0			
 mini hook HE7	0	0			
Power SlimTube	0	0			
cShell			S	0	0
xShell				0	
SlimTip/SlimTip soft					0
Domes				Open/Closed/Power (3 different sizes: S/M/L)	
Volume control					
 Version 1	S	S			
 Cover	0	0			
Program/Push Button	S	S	S	S	S
EasyPhone	S	S	S	S	S
Telecoil	S	S	S	S	S
WaterResistant – IP54	S	S			
WaterResistant – IP67			S	0 (with cShell)	0 (with cShell)
Tamperproof battery compartment	0	0	0	0	0

S = Standard
 0 = Optional
 Blank = not available

Note: The SuperPower (xSP) xReceiver is not compatible with Naída S CRT

Technical description

UltraPower and SuperPower

- 1 Sound outlet
- 2 Transparent hook
- 3 Miniature microphone with Wind & Weather Protector (WaterResistant)
- 4 Program button
- 5 Access to programming socket
- 6 Digital volume control
- 7 Serial number
- 8 Battery compartment with ON/OFF switch
- 9 Wind & Weather Protector (WaterResistant) for battery compartment
- 10 Design-integrated FM
- 11 Power SlimTube with custom earmold



CRT

- 1 Earpiece: cShell
- 2 xReceiver unit
- 3 Microphone protection
- 4 Push button
- 5 Battery compartment with ON/OFF switch
- 6 Access to programming socket
- 7 Serial number
- 8 Design-integrated FM



Color options

UltraPower and SuperPower












		Wind & Weather protection color
Standard colors	Beige (01), Taupe (35), Palladium Black (70)	Gray
Non-standard colors	Brown (03), Light Gray (04), Black (06), High Tech Gray (12), Gray (23), Blond (49), Chestnut Brown (50), Pure Transparent (13), Red Transparent (36), Blue Transparent (37), Purple Transparent (38), Blue Moon (C9), Safari Stripes (B3), Savannah Beauty (B4), Light Pink (33), Light Blue (34)	

CRT

		Housing top shell with integrated microphone protection
Standard colors	Beige (01)	Beige (01)
	Mocha Taupe (F7)	Taupe (35)
	Mid Cloud Gray (G1)	Mid Grey (E8)
	Palladium Black (70)	Black (06)
Non-standard colors	Black (06)	
	Dark Cliff Gray (F0)	Cliff (E6)
	Glacier Ice Gray (G2), Safari Stripes (B3)	Glacier (E9)
	Savannah Beauty (B4), Chocolate (E5)	Chocolate (E5)
	Ocean Blue (G3), Olive Green (G4), Chili Red (G5)	Sterling (F3)
	Pure Transparent (13)	Pure Transparent (13)
	Purple Transparent (38)	Purple Transparent (38)
	Light Pink (33)	Light Pink (33)
Light Blue (34)	Light Blue (34)	

Note: Some options are country dependent. Please refer to your local order form.

Naida S features and accessories overview

Features	UltraPower			SuperPower			CRT	CRT		
	Naida S III UP	Naida S V UP	Naida S IX UP	Naida S III SP	Naida S V SP	Naida S IX SP		Naida S CRT III	Naida S CRT V	Naida S CRT IX
UltraZoom	S	A	P					S	A	P
StereoZoom			■			■				■
auto ZoomControl			■			■				■
ZoomControl		■			■				■	
FlexControl			■			■				■
FlexVolume		■	■		■	■			■	■
SoundRecover	■	■	■	■	■	■		■	■	■
Real Ear Sound		■	■		■	■			■	■
SoundFlow	S	A	P	S	A	P		S	A	P
WhistleBlock	■	■	■	■	■	■		■	■	■
NoiseBlock	S	A	P	S	A	P		S	A	P
WindBlock			■			■				■
EchoBlock			■			■				■
SoundRelax		■	■		■	■			■	■
DuoPhone			■			■				■
QuickSync	■	■	■	■	■	■		■	■	■
Acoustically Optimized Vent (AOV)	■	■	■	■	■	■		■	■	■
CROS compatible	■	■	■	■	■	■		■	■	■
Channels	6	16	20	6	16	20		6	16	20
Manual Programs	3	4	5	3	4	5		3	4	5
Accessories										
Phonak PilotOne		■	■	■				■	■	■
myPilot		■	■	■				■	■	■
Phonak ComPilot/iCom		■	■	■				■	■	■
Click'nTalk		■	■	■				■	■	■
Phonak TVLink S/TVLink		■	■	■				■	■	■
iCube		■	■	■				■	■	■
FM receivers										
MyLink+		■	■	■				■	■	■
MicroMLxS or MLxi		■	■	■				■	■	■
ML10i *		■	■	■				■	■	■
ML11i *					■	■				
ML15i *								■	■	■
AS10 *		■	■	■						
AS11 *					■	■				
AS15 *								■	■	■
FM transmitters										
inspiro		■	■	■				■	■	■
SmartLink+		■	■	■				■	■	■
ZoomLink+		■	■	■				■	■	■
EasyLink+		■	■	■				■	■	■

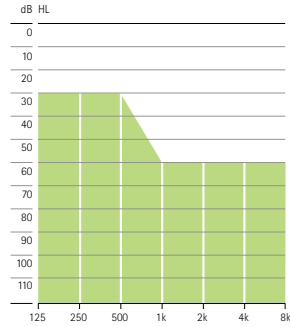
P = Premium
A = Advanced
S = Standard

* Tamperproof battery compartment option available

Fitting range

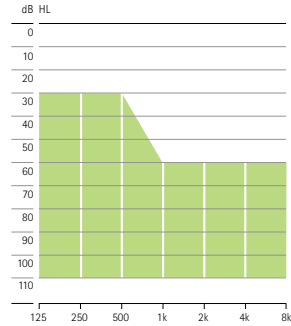
Naída S UltraPower

With hook / mini hook



Severe to profound hearing loss, all audiometric configurations.

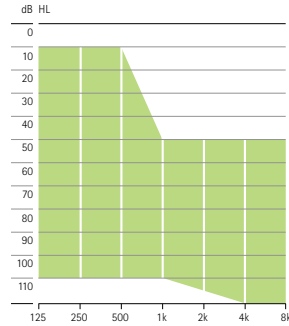
With Power SlimTube



Severe to profound hearing loss, all audiometric configurations.

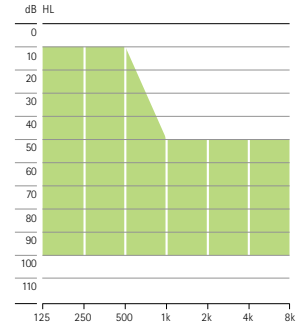
Naída S SuperPower

With hook / mini hook



Moderate to profound hearing loss, all audiometric configurations.

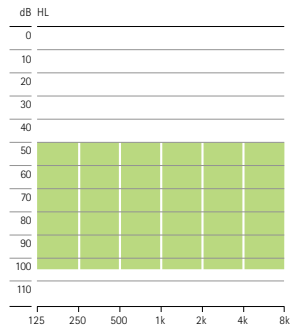
With Power SlimTube



Moderate to profound hearing loss, all audiometric configurations.

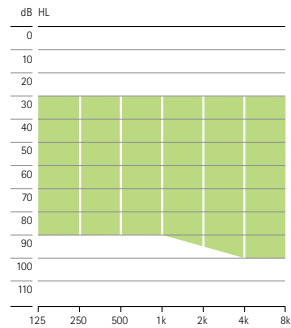
Naída S CRT

With SuperPower plus (xSP plus) xReceiver



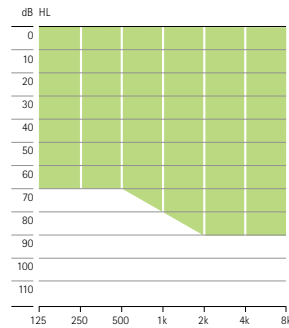
Moderate to profound hearing loss, all audiometric configurations.

With Power (xP) xReceiver



Mild to severe hearing loss, all audiometric configurations.

With Standard (xS) xReceiver



Mild to moderately-severe hearing loss, all audiometric configurations.

CableFree Fitting with iCube



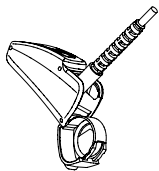
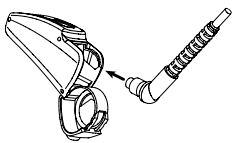
1. Switch iCube on and check the Bluetooth connection to the computer.
2. Put iCube around the patient's neck and connect the neckloop to the iCube.

Fitting a BTE via cable



1. Flip open the cover for the programming socket.
2. Connect the programming plug into the socket.
Use programming cable CS-44 A (Phonak version) only.

CRT



1. Flip open the battery compartment to access the programming socket.
2. Connect the programming plug into the socket.
Use programming cable CS-44 A (Phonak version) only.