

Nadezda Bragina



У Р А!

*Р
О
К
И*

*У
С
С
К
О
Г
О*

*Н
Г
Л
О
Г
О
В
О
Р
Я
Щ
И
М*

Russian for

Speakers

of English

УДК 811.111
ББК 81.2Англ-923
Б87

Автор:

кандидат педагогических наук Н.В. Брагина

Рецензенты:

кандидат филологических наук, доцент,
профессор кафедры РКИ МПГУ Л.С. Крючкова;
кандидат филологических наук, старший преподаватель кафедры
английской филологии МИМ ЛИНК Е.Ю. Петришина;
кандидат педагогических наук Н.В. Матвеева

Брагина, Н.В.

Б87 УРА! – Уроки Русского Англоговорящим. Russian for Speakers of English / Н.В. Брагина – М.: Прондо, 2014. – 134 с.
ISBN 978-5-905463-61-7

«УРА! – Уроки русского англоговорящим» является краткосрочным курсом русского языка как иностранного. Курс рассчитан на 30 академических часов и предназначен для англоговорящих учащихся, изучающих русский язык «с нуля». В курсе воплощаются идеи авторской национально-ориентированной методики, базирующейся на принципах краткосрочного характера обучения, минимизации учебного материала, культурологического тематического комментирования на английском языке, наглядности и индукции, как основного способа подачи материала. Основной целью курса является культурологическая и языковая подготовка в объеме, необходимом для совершения туристической поездки в Россию.

Компоненты курса – учебник, рабочая тетрадь и CD – содержат много интересных сравнений между русской и британской культурами, обычаями и менталитетом. Благодаря тематически структурированному материалу учащиеся после изучения данного курса смогут разговаривать на повседневные темы.

УДК 811.111
ББК 81.2Англ-923

Author:

Dr Nadezda Bragina (University of St Andrews)

Reviewers:

Dr L.S. Kriuchkova (Moscow State Pedagogical University, Russia)
Dr E.U. Petrishina (International Institute of Management LINK, Russia)
Dr N.V. Matveeva (International Institute of Management LINK, Russia)

“УРА! – Уроки Русского Англоговорящим. Russian for Speakers of English” is a short-term ab-initio course of Russian as a foreign language consisting of a book, a workbook and a CD. The course of 30 academic hours has been especially designed for English-speaking audience and is based on the communicative approach to language teaching with wide use of visualization, cultural commentaries, educational games and songs. The course prepares students for a successful and enjoyable first trip to Russia where they will be able to communicate in simple everyday situations.

Introduction

«УРА – уроки русского англоговорящим» is a short-term (30 academic hours) course of Russian as a foreign language aimed at English-speaking students learning the language from scratch in order to travel to Russia.

The course is based on the communicative approach to language teaching with wide use of computer technologies, educational games and songs. The teaching materials produced in a form of a manual, a student book and a CD are enriched with interesting comparisons of Russian and British culture, customs and mentality. All language material is thematically structured and covers the situations, vocabulary and grammar required to enable the students to make basic conversations on everyday topics.

Every unit begins with a text on Russian everyday culture to help the students understand Russian reality and people's behavior better. The main aim of these texts is to prevent or to reduce cultural shock when the students find themselves in the new country. The educational process goes from separate lexical items and grammar points to their use in thematically-determined dialogues. New material is introduced with multiple examples and pictures to ease the understanding, then it is drilled in simple exercises. When the students feel comfortable with the material they can move to dialogues which contain main lexical and grammar patterns of the unit. There is a list of new words at the end of every unit and a cumulative Russian-English vocabulary at the back of the book. Also at the end of the book there is a grammar summary which presents all grammatical forms dealt with in the course. The recordings will not only help the students with pronunciation but also develop oral and aural skills. The symbol © indicates which material is on the recordings.

This course has been successfully taught in Belfast Metropolitan College since 2009 and in Dundee Russian School since 2012.

I would like to take this opportunity to express my sincere gratitude to Dr Ludmila Kriuchkova for her eternal stream of interesting ideas; to John Langran and Cheryl Johnston for proofreading the text of the book; to Dr Irina Koukoushkina for being the first person who introduced me to the educational games and creative ways of language teaching; to Dr Alexander Galkin for recording the dialogues and the songs of the course with me; to my colleagues and friends who expressed their honest opinion on the course; to my family for their love and support, and to the students of Belfast Metropolitan College who were the first to study the language with the course «УРА – уроки русского англоговорящим».

Dr Nadezda Bragina

May 2012

Lesson	Russian Culture	Speaking	Listening
1.Introduction	About the Russian Language (ex.I,II)	Кто это? Who is it? Что это?What is it? Это... This is/these are... (ex.V)	Song «Алфавит» (ex. VII)
2.Getting to know each other	Social etiquette rules (ex.I, II)	Basic phrases and questions to introduce yourself and get to know someone (ex.IV, XIII, XIV, XVIII)	-Song «Здравствуйте» (ex.VII,VIII) -Poem (ex.X) -Dialogue «First meeting» (ex. XVI)
3.My home	Housing in Russia (ex.I,II)	How to describe a house/a flat (ex.V, VII), a room (ex. VIII,X,XVI, XVII)	Song «Новоселье» (ex.XVIII)
4.My day	A day in the life of a Russian person (ex.I,II)	-How to speak about the things you usually do (ex.XIV,XVI) -How to tell the time (ex.XIII)	Text «Elena’s day» (ex.XI)
5.In the town	Moscow (ex.I,II)	How to ask for and give directions(ex.X,XI)	Dialogues «In the street» (ex. VI,VII)
6.In the restaurant	Russian cuisine and feasting (ex.I,II)	How to order meals and drinks in a restaurant (ex.XII, XIII,XIV)	-Song «Диета» (ex.X) -Dialogue «In a restaurant» (ex.XII)
7.Health	About health (ex.I,II)	How to ask people how they feel and say how you feel (ex.VII,VIIIb, X, XI,XII)	Dialogue «At the doctor’s» (ex.X)
8. How people look	What a Russian person looks like (ex.I,II)	How to describe people (ex. VI, VII,XI)	Song «Русская краса» (ex.XIII)
9. The weather	The weather in Russia (ex.I,II)	How to talk about the weather (ex.VII,XII)	The weather forecast (ex.VI)
10.My family	A Russian family (ex.I,II)	-How to talk about your family (ex.V,VI) -When did you last...? (ex.XIII)	Text «My grandfather» (ex. VIIIa)
11. In a souvenir shop	Russian souvenirs (ex.I,II)	-How to ask the price (ex. VII) -Conversations in the shop (ex.XI)	Dialogue «In a gift shop» (ex.IX)
12. Transport	Transport (ex.I,II)	How to request and give information about travelling(ex. VIII,X,IX)	Dialogue «How can I get to Arbat?» (ex.IX)

Appendix 1 – Grammar commentaries

Appendix 2 – Dictionary

Appendix 3 –Listening tasks (transcript)

Other Skills	New Words	Grammar	Page
Let's learn how to read (ex. III,IV)	- Alphabet (ex.III,VII) -International words (ex. IV,VI,VII)	-Absence of articles a/the (ex. V) -Genders of Russian nouns (ex.VI) -The nominative case of Russian nouns	6
-Reading rule (ex.III) -Task «At the international conference» (ex.XVIII)	-Jobs (ex. IX,X) - Countries (ex.XI - XV)	-The absence of the verb 'to be' in present tense sentences like «I am a doctor - Я врач» (ex. X,XIII,XIV) -The genitive case of Russian nouns (ex.XIII, XIV)	14
- Reading rule (ex.IV) -Memory game (ex.XVI)	- Rooms (ex.V,VI,VII, XVIIIa) -Furniture (ex. VIII,IX,X, XVI,XVII)	-The possessive pronoun мой/моя/моё/мои – my (ex.XV) -The plural of Russian nouns (ex. XII- XIV) -The construction «I have -У меня есть...» (ex.VII,X,XV)	23
-Reading «Elena's day» (ex.XI) - Game «Intuition» (ex.XVI)	- Verbs(ex.III,IV) -Numbers from 1-12 (ex.XII,XIII,XIV) - Adverbs of frequency (ex. XV,XVI)	-Personal pronouns (ex.VIII) -The Present Tense (ex.V-IX)	34
Game «Map reading» (ex.XI)	Things you can see in the town(ex.III-V)	The formation of the imperative (ex.VIII,IX)	42
Reading a menu ex.XIV)	Food and drink (ex.III-V)	-The verb «to love -любить» (ex. VI,VII) -The accusative case of Russian nouns (ex.VIII,IX,XI)	50
Visual game (ex.VI)	- Parts of the body (ex.III-VI) -Common diseases(ex.VIIIa)	The constructions «Something is hurting - У меня болит/болят...» (ex.VII) and «I have-У меня» (ex.VIIIb)	60
Reading «Who is who?» (ex.X)	- Facial features(ex.III) -Adjectives (ex.IV) -Clothes(ex.VIII,IX)	Adjectives (ex.IV,V)	67
Reading «What's the weather like in different cities» (ex.Va)	-Adverbs to describe the weather(ex.III,IV) -Seasons(ex.IV,XI) -Months (ex.X,XI)	- The Future Tense of the verb «to be - быть» (3 rd person Sing.) (ex.Vb,VII) - Adverbs and adjectives (ex.VIII,IX)	76
Reading «My grandfather» (ex.VIIIb)	-Family members (ex.III,IV,VII) -Adverbs to say when things happened (ex.XI,XII)	The Past Tense (ex.IX,X)	83
Reading «In a gift shop» (ex.X)	- Souvenirs (ex.III) - Numbers from 1-20 (ex. VI)	-The demonstrative pronoun этот/эта/это/эти – this/these (ex.IV) -The construction «I like - Мне нравится/нравятся...» (ex.V)	90
Guessing game (ex.VII)	Means of transport (ex. III,IV)	-The verb «to go by transport - ехать» (ex. V-VIII) -The prepositional case of Russian nouns (ex.V-VIII)	97
			105
			115
			127

Введение – Introduction



In this lesson you will find out how to do the following:

- to read in Russian
- to ask two questions What is this? – Что это? and Who is this? – Кто это? and answer them using the construction This is/These are – Это...

You will learn the following vocabulary and grammar points:

- the Russian alphabet
- word stress
- some international words
- the absence of articles a/the
- the genders of Russian nouns (Masculine, Feminine, Neuter)
- the nominative case of Russian nouns

When in Rome do as the Romans do - В чужой странé жить – чужойó быча́й любу́ть.

I. Do you know much about the Russian language. Are these statements true or false?

1. Russian is the most widely spoken language of Eurasia. About 250 million people speak Russian.
2. Russian belongs to the Germanic group of languages, as do English and German.
3. There are numerous dialects of the Russian language. Thus people living in one part of Russia can have problems in understanding their compatriots.
4. The Russian language, like English, has a Latin alphabet.
5. The English alphabet has fewer letters than the Russian alphabet.

II. Read the text and compare your answers with the information given in it.

Russian is the most geographically widespread language of Eurasia. About 250 million people around the world speak Russian, including 180 million people in the territory of the former USSR. Russian belongs to the family of Indo-European languages, the Slavic group, East Slavic branch. Its closest relatives are two East Slavic languages: Ukrainian and Belorussian. Other relatives include Serbo-Croatian, Macedonian and Bulgarian from the South Slavic branch, and Polish, Czech and Slovak from the West Slavic branch. In the vast territory of Russia you will see almost no dialectal divisions, almost all people speak the literary language. Only old people may still use local dialects, which vary little from place to place.

The Russian alphabet, which is called Cyrillic, is based on the Greek alphabet. 24 out of 33 letters in Russian came from the Greek alphabet. The rest of the letters were especially created to show specific Slavonic sounds. The Russian alphabet may appear strange at first, but you will quickly get used to it. A number of the letters are similar in Russian and English (А, О and Т). Other letters, although they may look the same,

are pronounced quite differently (the Russian В is pronounced as the English V). Some letters are specific to Russian but represent sounds which are familiar to English speakers (the Russian П is equivalent to the English P sound). Then there are some letters which are peculiar to the Cyrillic script and have no English equivalents (И, Ъ, Ь).

III. Meet the Russian Alphabet! (© - Track 1)

1. Letters which are similar in Russian and English.

А а	<i>А а</i>	a in car
О о	<i>О о</i>	o in folk
З з	<i>З з</i>	z in zoo
К к	<i>К к</i>	k in kitten
М м	<i>М м</i>	m in map
С с	<i>С с</i>	c in city
Т т	<i>Т т</i>	t in tip

ТАМ, САМ, ТАК, МАМА, ЗА, ЗАМ, МАК, ТАКТ
КОТ, КТО, МОСТ, СОК, ТОМ, ТОТ, ТОСТ

2. Letters which look the same, but sound different.

Е е	<i>Е е</i>	ye in yet
У у	<i>У у</i>	oo in boot
В в	<i>В в</i>	v in vine
Н н	<i>Н н</i>	n in not
Р р	<i>Р р</i>	r in roll (roll your tongue while pronouncing this letter)
Х х	<i>Х х</i>	ch in loch.

ВА́за, ВОТ, ВЕК, ВЕС, ВЕРХ
НА, НУ, НОС, НАС, НАСТ
РОТ, РОСТ, РОВ, РАК
ХА, ХАН, ХОР, ХНА
УС, УМ, УРА́, УХА́

3. Letters which look different but have sounds similar to English sounds.

Ё ё	Ёё	yo in yonder
И и	Ии	ee in see
Э э	Ээ	e in met
Ю ю	Юю	u in use
Я я	Яя	ya in yard
Б б	Бб	b in bit
Г г	Гг	g in go
Д д	Дд	d in do
Л л	Лл	l in lamp
П п	Пп	p in pet
Ф ф	Фф	f in face

бар, бал, бак, бок, бокс, борт, болт
 гол, гном, гимн
 да, два, дом, док, дно
 лак, лоск, лом, лес, лён, лис, лифт, люк, люфт
 порт, спорт, пост, спирт
 форт, флот, флирт
 сэр, мэр, эра

4. Letters which are peculiar to the Cyrillic script and have no English equivalents.

Ы ы	Ыы	i in ill
Ж ж	Жж	g in genre, s in pleasure
Й й	Йй	y in boy
Ц ц	Цц	ts in cats
Ч ч	Чч	ch in chip
Ш ш	Шш	sh in shut
Щ щ	Щщ	sh in sheer

жар, жанр, жир
 час, чай, чек, чин
 шанс, шах, шар, шок, шов
 щи, щука, щекá

Ъ	<i>ъ</i>	a sign which makes the preceding consonant hard	брат – брать	дал - даль
			мат – мать	жар - жарь
Ь	<i>ь</i>	a sign which makes the preceding consonant soft	мел – мель	ест - есть
			кон – конь	Пит – пить

As you see, the Russian alphabet is not as difficult as it may seem at first. When you have learnt the alphabet, you will be able to read Russian!

Printed	Hand-written	English Example	Printed	Hand-written	English Example
А а	<i>А а</i>	a in car	П п	<i>П п</i>	p in pet
Б б	<i>Б б</i>	b in bit	Р р	<i>Р р</i>	r in roll (roll your tongue while pronouncing this letter)
В в	<i>В в</i>	v in vine	С с	<i>С с</i>	c in city
Г г	<i>Г г</i>	g in go	Т т	<i>Т т</i>	t in tip
Д д	<i>Д д</i>	d in do	У у	<i>У у</i>	oo in boot
Е е	<i>Е е</i>	ye in yet	Ф ф	<i>Ф ф</i>	f in face
Ё ё	<i>Ё ё</i>	yo in yonder	Х х	<i>Х х</i>	ch in loch.
Ж ж	<i>Ж ж</i>	g in genre, s in pleasure	Ц ц	<i>Ц ц</i>	ts in cats
З з	<i>З з</i>	z in zoo	Ч ч	<i>Ч ч</i>	ch in chip
И и	<i>И и</i>	ee in see	Ш ш	<i>Ш ш</i>	sh in shut
Й й	<i>Й й</i>	y in boy	Щ щ	<i>Щ щ</i>	sh in sheer
К к	<i>К к</i>	k in kitten	Ъ	<i>ъ</i>	a sign which makes preceding consonant hard
Л л	<i>Л л</i>	l in lamp	Ы	<i>ы</i>	i in ill
М м	<i>М м</i>	m in map	Ь	<i>ь</i>	a sign which makes the preceding consonant soft
Н н	<i>Н н</i>	n in not	Э э	<i>Э э</i>	e in met
О о	<i>О о</i>	o in folk	Ю ю	<i>Ю ю</i>	u in use
			Я я	<i>Я я</i>	ya in yard

IV. Match the Russian and English words.

- | | |
|---------------|----------------|
| 1. банан | a) zebra |
| 2. доктор | б) president |
| 3. спортсмен | в) guide |
| 4. бизнесмен | г) doctor |
| 5. ваза | д) banana |
| 6. роза | е) vodka |
| 7. зебра | ё) businessman |
| 8. музыка | ж) vase |
| 9. кафе | з) journalist |
| 10. компьютер | и) cafe |
| 11. президент | й) music |
| 12. парк | к) football |
| 13. банк | л) lamp |
| 14. водка | м) secretary |
| 15. гид | н) tourist |
| 16. футбол | о) park |
| 17. журналист | п) rose |
| 18. лампа | р) computer |
| 19. секретарь | с) sportsman |
| 20. турист | т) bank |

V. Pair work. Ask and answer questions.

- Что это?
- Это банан.



- Кто это?
 - Это доктор.



Grammar rules even the kings - Грамматика повелевает даже царями.

Russian nouns belong to one of three genders – masculine (he, it – он), feminine (she, it – она́) or neuter (it – оно́). Look at the table below and work out why these nouns are masculine, feminine or neuter.

он	она́	оно́
Ива́н президе́нт компью́тер хот-дог	Мари́я ва́за ро́за	вино́ кафе́

VI. Read these international words and divide them into genders – он, она́, оно́

фо́то, фла́г, ка́мера, бизне́с, метро́, раке́та, ро́бот, тигр, рестора́н, ко́фе, бар, шампа́нское, Интерне́т, спорт, бо́мба, о́пера, прин́тер, сала́т, ви́за, па́спорт, по́эма, телефо́н, журна́л, казино́, волейбо́л, хокке́й, телеви́зор, ра́дио, аэропо́рт, те́ннис

он	она́	оно́

VII. a. Listen to the alphabet song! Try to recognise and write down as many international words as possible (© - Track 2).

b. Read the song lyrics and find more words you know but haven't recognised.

А	Б	В	Г
Д	Е	Ё	Ж
З	И	Й	К
Л	М	Н	О
П	Р	С	Т
У	Ф	Х	Ц
Ч	Ш	Щ	Ъ
Ы	Ь	Э	Ю
	Я		

Алфавит я изучаю, слушаю и понимаю.
 А, Б, В – автобус, бизнес, водка.
 Г, Д, Е – гольф, диалог, Европа.
 Ё, Ж, З – ёж, журналист и зебра.
 И, Й, К – Израиль, йога, кредо.

А Б В Г Д Е Ё Ж З И Й К!

Алфавит я изучаю, слушаю и повторяю.
 Л, М, Н – лампа, митинг, нос.
 О, П, Р – офис, принтер, роза.
 С, Т, У – суп, тост, университет.
 Ф, Х, Ц – факс, хоккей, цемент.

Л М Н О П Р С Т У Ф Х Ц!

Алфавит я изучаю, слушаю, запоминаю.
 Ч, Ш, Щ – чек, шоколад и щи.
 Ъ, Ы, Ь – слов не ищи.
 Э, Ю, Я – экзамен, юмор, як.
 Русский алфавит от А до Я.

А Б В Г Д Е Ё Ж З И Й К
 Л М Н О П Р С Т У Ф Х Ц
 Ч Ш Щ Ъ Ы Ь Э Ю Я!

VIII. Tick what you have learned and know how to do.

- to read in Russian
- to ask the questions What is it? – Что это? and Who is it? – Кто это? and answer them using the construction This is/These are – Это...
- the Russian alphabet
- word stress
- some international words

- the absence of articles a/the
- the genders of Russian nouns (Masculine, Feminine, Neuter)
- the nominative case of Russian nouns

Словáрик – Vocabulary			
он	he	о́фис	office
она́	she	парк	park
оно́	it	па́спорт	passport
алфа́вит	alphabet	поэ́ма	poem
аэропо́рт	airport	президе́нт	president
авто́бус	bus	прин́тер	printer
бана́н	banana	ра́дио	radio
банк	bank	раке́та	rocket
бар	bar	рестора́н	restaurant
бизне́с	business	ро́за	rose
бизнесме́н	businessman	ро́бот	robot
бо́мба	bomb	сала́т	salad
ва́за	vase	секретáрь	secretary
ви́за	visa	спорт	sport
во́дка	vodka	спортсме́н	sportsman
волейбо́л	volleyball	суп	soup
гид	guide	телефо́н	telephone
гольф	golf	телеви́зор	TV-set
диало́г	dialogue	те́ннис	tennis
до́ктор	doctor	тигр	tiger
Евро́па	Europe	тост	toast
журнали́ст	journalist	тури́ст	tourist
журна́л	journal	университéт	university
зе́бра	zebra	фа́кс	fax
Интерне́т	Internet	флаг	flag
Израи́ль	Israel	фо́то	photo
йо́га	yoga	футбо́л	football
ка́мера	video camera	хокке́й	ice hockey
казино́	casino	цеме́нт	cement
кафе́	café	чек	check
компью́тер	computer	шампа́нское	champagne
ко́фе	coffee	шокола́д	chocolate
ла́мпа	lamp	экза́мен	exam
метро́	metro	ю́мор	humour
ми́тинг	meeting	Что э́то?	What is it?
му́зыка	music	Кто э́то?	Who is it?
нос	nose	Э́то...	This is/these are ...
о́пера	opera		

Знакомство – Getting to know each other



In this lesson you will find out how to do the following:

- to greet people and introduce yourself
- to ask basic questions to get to know someone

You will learn the following vocabulary and grammar points:

- the names of jobs
- the names of countries
- the absence of the verb “to be” in the Present Tense
- the genitive case of Russian nouns

When in Rome do as the Romans do - В чужой стране жить – чужой обычаем любить

I. What do you know about Russian social etiquette rules? Are these statements true or false?

1. Every full Russian name consists of three parts: a surname, first name and a name derived from the name of the person’s father.
2. Only relatives and friends can address a person by his or her first name and patronymic (father’s name).
3. In Russian there are two versions of the personal pronoun “you” – the polite or plural “you” and the informal “you”.
4. Russian people have a tradition of kissing new acquaintances after they have introduced themselves.
5. According to the unwritten rules of social behaviour, the Russians always smile when they first meet a person.

II. Read the text and compare your answers with the information given in it.

First Meeting

“Hello! My name is ...” – You have just introduced yourself to a Russian person for the first time. What is going to follow this simple introduction? There is no doubt your acquaintance will tell you his or her name.

Full Russian names consist of three components: a surname, a first name and a patronymic name which is derived from the person’s father’s name (e.g. Petrov Ivan Vladimirovich - this person’s father’s name is Vladimir). Russian surnames, unlike English surnames, change according to gender and number. Thus if the man you have just got to know has a surname Petrov, his wife’s surname will be Petrova and the whole family can be called the Petrovi family. The majority of Russian first names have both full and short forms (e.g. Ivan – Vanya) and lots of diminutive variants (e.g. Vanechka, Vanyusha). These diminutive forms are informal ways of addressing someone and are normally used by relatives and friends. If you speak to someone you don’t know well or somebody who is older than you are, you should use the person’s full name and patronymic (e.g. Ivan Vladimirovich). You also should address a person

by his or her full name and patronymic in any official situations and in order to demonstrate your respect towards him or her.

Another linguistic manifestation of demonstrating respect in the Russian language is the existence of two ways of addressing a person i.e two different versions of the personal pronoun “you”. In Russian there is a polite or plural “you” – “vi” and an informal “you” – “ti”. You should address doctors, teachers, sales-assistants and people you don’t know or know a little bit as “vi” while you can call your relatives and friends “ti”.

When you and your new acquaintance have introduced yourselves you are very likely to shake hands especially in formal situations. However, in the business environment men who already know each other tend to shake hands as a way to say hello. When relatives and friends meet they can hug, pat on the back or kiss each other.

At the first meeting with a Russian person you may notice there is no polite smile on his or her face. Rather there is likely to be a serious facial expression but don’t let this fact surprise or offend you. Russian people only smile to show emotion. They smile when they are really happy or when they want to express gratitude or show their trust. In the Russian culture smiling has nothing to do with social etiquette!

III. Read the Russian words paying special attention to their pronunciation.

(© - Track 3)

Every letter E which is not stressed in the word should be pronounced as И



метрó – [мИтрó]

óпера - [óпИра]

певéц, инженер, секретáрь, учéтель, балерíна, президéнт, Гермáния, Берлín, Великобритáния, Петербúрг

Здрáвствуйте! / Привéт!

IV. Look at the pictures. What are these people saying to each other?



**- Как Вас/тебя зовут?
- Меня зовут Ирина.**

V. Do you know any Russian names?

VI. Read the Russian names and divide them into male and female names.

Илья́, Ната́лья, Ива́н, Серге́й, Ири́на, Мари́на, Влади́мир, Пётр, Макси́м,
Наде́жда, Светла́на, Еле́на

ОН	она́
Илья́	

VII. Listen to the song and tick the names that you hear. (☉ - Track 4)

- Илья́
- Ива́н
- Серге́й
- Светла́на
- Ири́на
- Пётр
- Али́на
- Влади́мир
- Мари́на
- Ната́лья

VIII. Listen to the song again and fill in the gaps.

Здра́вствуйте, здра́вствуйте,
(1)_____ зову́т Илья́.
Здра́вствуйте, здра́вствуйте,
Как вас (2)_____, друзья́?


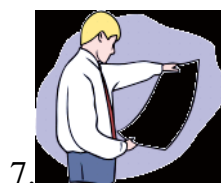


Меня́ зову́т Светла́на.
Меня́ зову́т (3)_____.
Меня́ зову́т Влади́мир.
Меня́ зову́т Мари́на.

Здра́вствуйте, здра́вствуйте,
Тепе́рь мы все друзья́:
Светла́на и Влади́мир,
Мари́на, И́ра, (4)_____.

- Кто Вы/ты по профессии?
- Я доктор.

IX. Match the words to the pictures.

ПЕВЭЦ/ПЕВІЦА ИНЖЕНЭР СПОРТСМЭН СТУДЭНТ СЕКРЕТАРЬ
ДОКТОР МУЗЫКАНТ УЧИТЕЛЬ УЧЭНЫЙ СОЛДАТ ПОВАР
ЖУРНАЛИСТ



X. a. Listen to the poem. What is Irina's job? (© - Track 5)

b. Read the poem and underline all the professions.



Ирина Муравьева

Кто по профессии Ирина?
Учитель? Доктор? Балерина?
Певица? Повар? Акробат?
А, может быть, она солдат?

Ирина – доктор и студентка,
Она и повар, и спортсменка,
И журналист, и директриса.
Ирина – русская актриса!

-Откуда Вы/ты?
- Я из Ирландии.

XI. What country is it?



1. Испания
2. Польша
3. Великобритания
4. Америка
5. Турция
6. Ирландия
7. Италия
8. Франция
9. Германия
10. Япония
11. Россия

XII. Find the capitals of these countries.

- | | |
|-------------------|--------------|
| 1. Испания | a. Москва |
| 2. Польша | б. Мадрид |
| 3. Великобритания | в. Берлин |
| 4. Америка (США) | г. Анкара |
| 5. Турция | д. Лондон |
| 6. Италия | е. Рим |
| 7. Ирландия | ё. Варшава |
| 8. Франция | ж. Вашингтон |
| 9. Германия | з. Париж |
| 10. Япония | и. Токио |
| 11. Россия | й. Дублин |

XIII. Where are they from?

Пример: Маша из России. (Россия ⇒ Росси́и)

Маша, Хосе, Матёуш, Вильям, Мухамед, Клаус, Виржиния, Гийом, Кармен, Риккардо, Хикиру

1. Хосе _____
2. _____
3. _____
4. _____
5. _____
6. _____
7. _____
8. _____
9. _____
10. _____

XIV. Who is it? Where is he/she from?

Пример: - Кто это?

- Это Хулио Иглесиас.

- Откуда он?

- Он из Испании. (Испания ⇒ Испани́и)




1. 	2. 	3. 	4. 
5. 	6. 	7. 	8. 

XV. Match a country and its currency.

Великобритания, Испания, Япония, Германия, Россия, Америка, Италия, Турция

 <p>ДОЛЛАР</p>	 <p>РУБЛЬ</p>	 <p>ЕВРО</p>
 <p>ЙЕНА</p>	 <p>ФУНТ</p>	 <p>ЛИРА</p>

One real luxury is human communication
Самая большая роскошь на свете – роскошь человеческого общения



XVI. a. Listen to the dialogue between two international students and find out what their names and jobs are and where they are from.
(© - Track 6)

	ОН	ОНА
Имя		
Профессия		
Страна		

XVII. Pairwork. Twin dialogues.*

<p>А: Здравствуйте! Меня зовут Том. А как Вас зовут? Б: My name is Carmen. А: Очень приятно. Б: Nice to meet you. А: Кармен, а кто Вы по профессии? Б: I am a student. What about you? А: Я тоже студент. Б: Том, where are you from? А: Я из Америки. А Вы? Б: I am from Spain. А: До свидания, Кармен. Б: Good bye, Tom.</p>	<p>А: Hello! My name is Tom. What is your name? Б: Меня зовут Кармен. А: Nice to meet you. Б: Очень приятно. А: Carmen, what is your job? Б: Я студентка. А Вы? А: I am a student, too. Б: Том, откуда Вы? А: I am from America. And you? Б: Я из Испании. А: Good bye, Carmen. Б: До свидания, Том.</p>
--	--

* Twin dialogues work. Step 1: One student covers over the right hand dialogue column, the other covers over the left hand column. Students read the dialogue in Russian so that when one student reads his/her lines, another one can see the English translation. When the students are confident enough in reading their lines they can reverse roles. Step 2: One student covers over the right hand dialogue column, the other covers over the left hand column. The first to start speaking is the student whose first dialogue line is in English. He/she reads the English words and says them in Russian. The other student can see if his/her partner is right and can correct him/her. When the students are confident enough of their lines they can reverse roles.

XVIII. You are going to an international conference in Russia.

a. You must first fill in the registration form.

Анкéта учáстника	
фамíлия	
íмя	
профéссия	
странá	

b. You have arrived at the conference. Get to know other people there by asking questions.

Как Вас зовúт?

Кто Вы по профéссии?

Откúда Вы?

XIX. Tick what you have learned to do.

- to greet people and introduce yourself
- to ask basic questions to get to know a person
- the names of jobs
- the names of countries
- the absence of the verb “to be” the Present Tense
- the genitive case of Russian nouns

Словáрик - Vocabulary	
Здрáвствуйте!	Hello!
Привéт!	Hi!
Как Вас/тебá зовúт?	What is your name?
Менá зовúт....	My name is...
Очень прíятно!	Nice to meet you!
íмя	name
фамíлия	surname
я	I
ты	you (informal)
вы	you (formal/plural)

Кто Вы/ты по профессии?	What's your job?
профессия	profession
певец/певица	singer (m./f.)
инженер	engineer
спортсмен	sportsman
студент/студентка	student (m./f.)
секретарь	secretary
доктор	doctor
музыкант	musician
учитель	teacher
учёный	scientist
солдат	soldier
повар	cook
журналист	journalist
балерина	ballerina
акробат	acrobat
актёр/актриса	actor/actress
Откуда Вы/ты?	Where are you from?
страна	country
Испания	Spain
Польша	Poland
Великобритания	Great Britain
Америка	America
США	The USA
Турция	Turkey
Италия	Italy
Франция	France
Германия	Germany
Япония	Japan
Россия	Russia
Ирландия	Ireland
До свидания!	Good bye!