

Jie Jack Li

more than
300
reactions!

Name Reactions

A Collection of Detailed Mechanisms
and Synthetic Applications

Fourth Edition

Buchwald-Hartwig amination
Chan-Lam C-X coupling reaction
Corey-Kim oxidation
Corey-Nicolaou macrolactonization

Burke boronates
Ring-closing metathesis
Overman rearrangement



Springer

Name Reactions

Fourth Expanded Edition

Jie Jack Li

Name Reactions

A Collection of Detailed Mechanisms
and Synthetic Applications

Fourth Expanded Edition

 Springer

Jie Jack Li, Ph.D.
Discovery Chemistry
Bristol-Myers Squibb Company
5 Research Parkway
Wallingford, CT 06492
USA
jack.li@bms.com

ISBN 978-3-642-01052-1 e-ISBN 978-3-642-01053-8
DOI 10.1007/978-3-642-01053-8
Springer Dordrecht Heidelberg London New York

Library of Congress Control Number: 2009931220

© Springer-Verlag Berlin Heidelberg 2009

This work is subject to copyright. All rights are reserved, whether the whole or part of the material is concerned, specifically the rights of translation, reprinting, reuse of illustrations, recitation, broadcasting, reproduction on microfilm or in any other way, and storage in data banks. Duplication of this publication or parts thereof is permitted only under the provisions of the German Copyright Law of September 9, 1965, in its current version, and permission for use must always be obtained from Springer. Violations are liable to prosecution under the German Copyright Law.

The use of general descriptive names, registered names, trademarks, etc. in this publication does not imply, even in the absence of a specific statement, that such names are exempt from the relevant protective laws and regulations and therefore free for general use.

Cover design: KünkelLopka GmbH

Printed on acid-free paper

Springer is part of Springer Science+Business Media (www.springer.com)

To Vivien

Foreword

I don't have my name on anything that I don't really do.

–Heidi Klum

Can the organic chemists associated with so-called “Named Reactions” make the same claim as supermodel Heidi Klum? Many scholars of chemistry do not hesitate to point out that the names associated with “name reactions” are often not the actual inventors. For instance, the Arndt–Eistert reaction has nothing to do with either Arndt or Eistert, Pummerer did not discover the “Pummerer” rearrangement, and even the famous Birch reduction owes its initial discovery to someone named Charles Wooster (first reported in a DuPont patent). The list goes on and on...

But does that mean we should ignore, boycott, or outlaw “named reactions”? Absolutely not. The above examples are merely exceptions to the rule. In fact, the chemists associated with name reactions are typically the original discoverers, contribute greatly to its general use, and/or are the first to popularize the transformation. Regardless of the controversial history underlying certain named reactions, it is the students of organic chemistry who benefit the most from the cataloging of reactions by name. Indeed, it is with **education** in mind that Dr. Jack Li has masterfully brought the chemical community the latest edition of *Name Reactions*.

It is clear why this beautiful treatise has rapidly become a bestseller within the chemical community. The quintessence of hundreds of named reactions is encapsulated in a concise format that is ideal for students and seasoned chemists alike. Detailed mechanistic and occasionally even historical details are given for hundreds of reactions along with key references. This “must-have” book will undoubtedly find a place on the bookshelves of all serious practitioners and students of the art and science of synthesis.

Phil S. Baran
May 2009
La Jolla, California

Preface

The first three editions of this book have been warmly embraced by the organic chemistry community. Many readers have indicated that while they like the detailed mechanisms, they prefer to have more real case applications in synthesis. For this edition, we have revolutionized the format, which finally liberated more space to accommodate many more synthetic examples. As a consequence, the subtitle of the book has been changed to *A Collection of Detailed Mechanisms and Synthetic Applications*. When putting together the 4th edition, I also strived to capture the latest references, up to 2009 whenever possible. Coincidentally, my daughter Vivien, a sophomore at the University of Michigan, will take soon Organic Chemistry. I hope she finds this book useful in preparing for her exams.

I am very much indebted to the readers who have kindly written to me with suggestions, which helped transform this book into a useful reference book for senior undergraduate and graduate students around the world—the second edition was translated to both Chinese and Russian. I am grateful to my good friend Derek A. Pflum at Ash Stevens Inc. who kindly proofread the entire manuscript and provided many invaluable suggestions. Prof. Derrick L. J. Clive at University of Alberta also proofread the first half of the manuscript and offered helpful comments. I also wish to thank Prof. Phil S. Baran at Scripps Research Institute and his students, Tanja Gulder, Yoshi Ishihara, Chad A. Lewis, Jonathan Lockner, Jun Cindy Shi, and Ian B. Seiple for proofreading the final draft of the manuscript. Their knowledge and time have tremendously enhanced the quality of this book. Any remaining errors are, of course, solely my own responsibility.

As always, I welcome your critique!



Jie Jack Li
May 2009

Killingworth, Connecticut

Table of Contents

Foreword.....	VII
Preface	IX
Abbreviations	XIX
Alder ene reaction	1
Aldol condensation.....	3
Algar–Flynn–Oyamada reaction	6
Allan–Robinson reaction.....	8
Arndt–Eistert homologation.....	10
Baeyer–Villiger oxidation.....	12
Baker–Venkataraman rearrangement.....	14
Bamford–Stevens reaction	16
Barbier coupling reaction.....	18
Bartoli indole synthesis	20
Barton radical decarboxylation	22
Barton–McCombie deoxygenation	24
Barton nitrite photolysis	26
Batcho–Leimgruber indole synthesis.....	28
Baylis–Hillman reaction.....	30
Beckmann rearrangement.....	33
Abnormal Beckmann rearrangement.....	34
Benzilic acid rearrangement.....	36
Benzoin condensation.....	38
Bergman cyclization.....	40
Biginelli pyrimidone synthesis.....	42
Birch reduction	44
Bischler–Möhlau indole synthesis	46
Bischler–Napieralski reaction	48
Blaise reaction	50
Blum–Ittah aziridine synthesis	52
Boekelheide reaction	54
Boger pyridine synthesis	56
Borch reductive amination	58
Borsche–Drechsel cyclization.....	60
Boulton–Katritzky rearrangement.....	62
Bouveault aldehyde synthesis	64
Bouveault–Blanc reduction.....	65
Bradsher reaction.....	66
Brook rearrangement.....	68
Brown hydroboration	70
Bucherer carbazole synthesis	72

Bucherer reaction.....	74
Bucherer–Bergs reaction.....	76
Büchner ring expansion.....	78
Buchwald–Hartwig amination.....	80
Burgess dehydrating reagent.....	84
Burke boronates.....	87
Cadiot–Chodkiewicz coupling.....	90
Camps quinoline synthesis.....	92
Cannizzaro reaction.....	94
Carroll rearrangement.....	96
Castro–Stephens coupling.....	98
Chan alkyne reduction.....	100
Chan–Lam C–X coupling reaction.....	102
Chapman rearrangement.....	105
Chichibabin pyridine synthesis.....	107
Chugaev reaction.....	110
Ciamician–Dennsted rearrangement.....	112
Claisen condensation.....	113
Claisen isoxazole synthesis.....	115
Claisen rearrangement.....	117
<i>para</i> -Claisen rearrangement.....	119
Abnormal Claisen rearrangement.....	121
Eschenmoser–Claisen amide acetal rearrangement.....	123
Ireland–Claisen (silyl ketene acetal) rearrangement.....	125
Johnson–Claisen (orthoester) rearrangement.....	127
Clemmensen reduction.....	129
Combes quinoline synthesis.....	131
Conrad–Limpach reaction.....	133
Cope elimination reaction.....	135
Cope rearrangement.....	137
Anionic oxy-Cope rearrangement.....	138
Oxy-Cope rearrangement.....	140
Siloxy-Cope rearrangement.....	141
Corey–Bakshi–Shibata (CBS) reagent.....	143
Corey–Chaykovsky reaction.....	146
Corey–Fuchs reaction.....	148
Corey–Kim oxidation.....	150
Corey–Nicolaou macrolactonization.....	152
Corey–Seebach reaction.....	154
Corey–Winter olefin synthesis.....	156
Criegee glycol cleavage.....	159
Criegee mechanism of ozonolysis.....	161
Curtius rearrangement.....	162
Dakin oxidation.....	165
Dakin–West reaction.....	167
Darzens condensation.....	169

Delépine amine synthesis.....	171
de Mayo reaction.....	173
Demjanov rearrangement.....	175
Tiffeneau–Demjanov rearrangement.....	177
Dess–Martin periodinane oxidation.....	179
Dieckmann condensation.....	182
Diels–Alder reaction.....	184
Inverse electronic demand Diels–Alder reaction.....	186
Hetero-Diels–Alder reaction.....	187
Dienone–phenol rearrangement.....	190
Di- π -methane rearrangement.....	192
Doebner quinoline synthesis.....	194
Doebner–von Miller reaction.....	196
Dötz reaction.....	198
Dowd–Beckwith ring expansion.....	200
Dudley reagent.....	202
Erlenmeyer–Plöchl azlactone synthesis.....	204
Eschenmoser’s salt.....	206
Eschenmoser–Tanabe fragmentation.....	208
Eschweiler–Clarke reductive alkylation of amines.....	210
Evans aldol reaction.....	212
Favorskii rearrangement.....	214
Quasi-Favorskii rearrangement.....	217
Feist–Bénary furan synthesis.....	218
Ferrier carbocyclization.....	220
Ferrier glycal allylic rearrangement.....	222
Fiesselmann thiophene synthesis.....	225
Fischer indole synthesis.....	227
Fischer oxazole synthesis.....	229
Fleming–Kumada oxidation.....	231
Tamao–Kumada oxidation.....	233
Friedel–Crafts reaction.....	234
Friedel–Crafts acylation reaction.....	234
Friedel–Crafts alkylation reaction.....	236
Friedländer quinoline synthesis.....	238
Fries rearrangement.....	240
Fukuyama amine synthesis.....	243
Fukuyama reduction.....	245
Gabriel synthesis.....	246
Ing–Manske procedure.....	249
Gabriel–Colman rearrangement.....	250
Gassman indole synthesis.....	251
Gattermann–Koch reaction.....	253
Gewald aminothiophene synthesis.....	254
Glaser coupling.....	257
Eglinton coupling.....	259


Gomberg–Bachmann reaction.....	262
Gould–Jacobs reaction	263
Grignard reaction.....	266
Grob fragmentation	268
Guareschi–Thorpe condensation.....	270
Hajos–Wiechert reaction.....	271
Haller–Bauer reaction	273
Hantzsch dihydropyridine synthesis	274
Hantzsch pyrrole synthesis.....	276
Heck reaction.....	277
Heteroaryl Heck reaction	280
Hegedus indole synthesis	281
Hell–Volhard–Zelinsky reaction.....	282
Henry nitroaldol reaction	284
Hinsberg synthesis of thiophene derivatives	286
Hiyama cross-coupling reaction	288
Hofmann rearrangement	290
Hofmann–Löffler–Freitag reaction.....	292
Horner–Wadsworth–Emmons reaction	294
Houben–Hoesch synthesis	296
Hunsdiecker–Borodin reaction	298
Jacobsen–Katsuki epoxidation.....	300
Japp–Klingemann hydrazone synthesis.....	302
Jones oxidation.....	304
Collins–Sarett oxidation.....	305
PCC oxidation	306
PDC oxidation	307
Julia–Kocienski olefination.....	309
Julia–Lythgoe olefination	311
Kahne glycosidation.....	313
Knoevenagel condensation	315
Knorr pyrazole synthesis.....	317
Koch–Haaf carbonylation	319
Koenig–Knorr glycosidation.....	320
Kostanecki reaction.....	322
Kröhnke pyridine synthesis.....	323
Kumada cross-coupling reaction.....	325
Lawesson’s reagent	328
Leuckart–Wallach reaction	330
Lossen rearrangement	332
McFadyen–Stevens reduction.....	334
McMurry coupling	335
Mannich reaction.....	337
Martin’s sulfurane dehydrating reagent.....	339
Masamune–Roush conditions	341
Meerwein’s salt	343

Meerwein–Ponndorf–Verley reduction	345
Meisenheimer complex	347
[1,2]-Meisenheimer rearrangement	349
[2,3]-Meisenheimer rearrangement.....	350
Meyers oxazoline method	351
Meyer–Schuster rearrangement	353
Michael addition.....	355
Michaelis–Arbuzov phosphonate synthesis.....	357
Midland reduction	359
Minisci reaction	361
Mislow–Evans rearrangement.....	363
Mitsunobu reaction.....	365
Miyaura borylation	368
Moffatt oxidation.....	370
Morgan–Walls reaction	371
Mori–Ban indole synthesis.....	373
Mukaiyama aldol reaction.....	375
Mukaiyama Michael addition	377
Mukaiyama reagent	379
Myers–Saito cyclization.....	382
Nazarov cyclization.....	383
Neber rearrangement	385
Nef reaction	387
Negishi cross-coupling reaction.....	389
Nenitzescu indole synthesis	391
Newman–Kwart reaction	393
Nicholas reaction.....	395
Nicolaou dehydrogenation	397
Noyori asymmetric hydrogenation.....	399
Nozaki–Hiyama–Kishi reaction.....	401
Nysted reagent	403
Oppenauer oxidation	404
Overman rearrangement.....	406
Paal thiophene synthesis.....	408
Paal–Knorr furan synthesis	409
Paal–Knorr pyrrole synthesis	411
Parham cyclization	413
Passerini reaction.....	415
Paternò–Büchi reaction	417
Pauson–Khand reaction.....	419
Payne rearrangement.....	421
Pechmann coumarin synthesis	423
Perkin reaction.....	424
Petasis reaction	426
Petasis reagent	428
Peterson olefination.....	430

Pictet–Gams isoquinoline synthesis.....	432
Pictet–Spengler tetrahydroisoquinoline synthesis.....	434
Pinacol rearrangement.....	436
Pinner reaction.....	438
Polonovski reaction.....	440
Polonovski–Potier rearrangement.....	442
Pomeranz–Fritsch reaction.....	444
Schlittler–Müller modification.....	446
Prévost <i>trans</i> -dihydroxylation.....	447
Prins reaction.....	448
Pschorr cyclization.....	450
Pummerer rearrangement.....	452
Ramberg–Bäcklund reaction.....	454
Reformatsky reaction.....	456
Regitz diazo synthesis.....	458
Reimer–Tiemann reaction.....	460
Reissert reaction.....	461
Reissert indole synthesis.....	463
Ring-closing metathesis (RCM).....	465
Ritter reaction.....	468
Robinson annulation.....	470
Robinson–Gabriel synthesis.....	472
Robinson–Schöpf reaction.....	474
Rosenmund reduction.....	476
Rubottom oxidation.....	478
Rupe rearrangement.....	480
Saegusa oxidation.....	482
Sakurai allylation reaction.....	484
Sandmeyer reaction.....	486
Schiemann reaction.....	488
Schmidt rearrangement.....	490
Schmidt’s trichloroacetimidate glycosidation reaction.....	492
Shapiro reaction.....	494
Sharpless asymmetric amino hydroxylation.....	496
Sharpless asymmetric dihydroxylation.....	499
Sharpless asymmetric epoxidation.....	502
Sharpless olefin synthesis.....	505
Simmons–Smith reaction.....	507
Skraup quinoline synthesis.....	509
Smiles rearrangement.....	511
Truce–Smile rearrangement.....	513
Sommelet reaction.....	515
Sommelet–Hauser rearrangement.....	517
Sonogashira reaction.....	519
Staudinger ketene cycloaddition.....	521
Staudinger reduction.....	523

Stetter reaction.....	525
Still–Gennari phosphonate reaction.....	527
Stille coupling.....	529
Stille–Kelly reaction.....	531
Stobbe condensation.....	532
Strecker amino acid synthesis	534
Suzuki–Miyaura coupling	536
Swern oxidation.....	538
Takai reaction	540
Tebbe olefination.....	542
TEMPO oxidation	544
Thorpe–Ziegler reaction.....	546
Tsuji–Trost allylation	548
Ugi reaction	551
Ullmann coupling.....	554
van Leusen oxazole synthesis	556
Vilsmeier–Haack reaction.....	558
Vinylcyclopropane–cyclopentene rearrangement	560
von Braun reaction	562
Wacker oxidation	564
Wagner–Meerwein rearrangement.....	566
Weiss–Cook reaction.....	568
Wharton reaction	570
White reagent.....	572
Willgerodt–Kindler reaction	576
Wittig reaction	578
Schlosser modification of the Wittig reaction	580
[1,2]-Wittig rearrangement	582
[2,3]-Wittig rearrangement	584
Wohl–Ziegler reaction.....	586
Wolff rearrangement	588
Wolff–Kishner reduction.....	590
Woodward <i>cis</i> -dihydroxylation.....	592
Yamaguchi esterification.....	594
Zincke reaction	596
Subject Index	599

Abbreviations and Acronyms

	polymer support
3CC	three-component condensation
4CC	four-component condensation
9-BBN	9-borabicyclo[3.3.1]nonane
A	adenosine
Ac	acetyl
ADDP	1,1'-(azodicarbonyl)dipiperidine
AIBN	2,2'-azobisisobutyronitrile
Alpine-borane [®]	<i>B</i> -isopinocampheyl-9-borabicyclo[3.3.1]-nonane
AO	<i>p</i> -Anisyloxymethyl = <i>p</i> -MeOC ₆ H ₄ OCH ₂ -
Ar	aryl
B:	generic base
[bimim]Cl•2AlCl ₃	1-butyl-3-methylimidazolium chloroaluminuminate
BINAP	2,2'-bis(diphenylphosphino)-1,1'-binaphthyl
Bn	benzyl
Boc	<i>tert</i> -butyloxycarbonyl
BT	benzothiazole
Bz	benzoyl
Cbz	benzyloxycarbonyl
CuTC	copper thiophene-2-carboxylate
DABCO	1,4-diazabicyclo[2.2.2]octane
dba	dibenzylideneacetone
DBU	1,8-diazabicyclo[5.4.0]undec-7-ene
DCC	1,3-dicyclohexylcarbodiimide
DDQ	2,3-dichloro-5,6-dicyano-1,4-benzoquinone
<i>de</i>	diastereoselective excess
DEAD	diethyl azodicarboxylate
(DHQ) ₂ -PHAL	1,4-bis(9- <i>O</i> -dihydroquinine)-phthalazine
(DHQD) ₂ -PHAL	1,4-bis(9- <i>O</i> -dihydroquinidine)-phthalazine
DIAD	diisopropyl azodicarboxylate
DIBAL	diisobutylaluminum hydride
DIPEA	diisopropylethylamine
DMA	<i>N,N</i> -dimethylacetamide
DMAP	4- <i>N,N</i> -dimethylaminopyridine
DME	1,2-dimethoxyethane
DMF	<i>N,N</i> -dimethylformamide
DMFDMA	<i>N,N</i> -dimethylformamide dimethyl acetal
DMS	dimethylsulfide
DMSO	dimethylsulfoxide
DMSY	dimethylsulfoxonium methylide
DMT	dimethoxytrityl
DPPA	diphenylphosphoryl azide
dppb	1,4-bis(diphenylphosphino)butane

dppe	1,2-bis(diphenylphosphino)ethane
dppf	1,1'-bis(diphenylphosphino)ferrocene
dppp	1,3-bis(diphenylphosphino)propane
<i>dr</i>	diastereoselective ratio
DTBAD	di- <i>tert</i> -butylazodicarbonate
DTBMP	2,6-di- <i>tert</i> -butyl-4-methylpyridine
E1	unimolecular elimination
E1cB	2-step, base-induced β -elimination <i>via</i> carbanion
E2	bimolecular elimination
EAN	ethylammonium nitrate
EDDA	ethylenediamine diacetate
<i>ee</i>	enantiomeric excess
Ei	two groups leave at about the same time and bond to each other as they are doing so.
Eq	equivalent
Et	ethyl
EtOAc	ethyl acetate
HMDS	hexamethyldisilazane
HMPA	hexamethylphosphoramide
HMTTA	1,1,4,7,10,10-hexamethyltriethylenetetramine
IBX	<i>o</i> -iodoxybenzoic acid
Imd	imidazole
KHMDS	potassium hexamethyldisilazide
LAH	lithium aluminum hydride
LDA	lithium diisopropylamide
LHMDS	lithium hexamethyldisilazide
LTMP	lithium 2,2,6,6-tetramethylpiperidide
M	metal
<i>m</i> -CPBA	<i>m</i> -chloroperoxybenzoic acid
MCRs	multicomponent reactions
Mes	mesityl
MPS	morpholine-polysulfide
Ms	methanesulfonyl
MWI	microwave irradiation
MVK	methyl vinyl ketone
NBS	<i>N</i> -bromosuccinimide
NCS	<i>N</i> -chlorosuccinimide
NIS	<i>N</i> -iodosuccinimide
NMP	1-methyl-2-pyrrolidinone
Nos	nosylate (4-nitrobenzenesulfonyl)
<i>N</i> -PSP	<i>N</i> -phenylselenophthalimide
<i>N</i> -PSS	<i>N</i> -phenylselenosuccinimide
Nu	nucleophile
PCC	pyridinium chlorochromate
PDC	pyridinium dichromate
Piv	pivaloyl

PMB	para-methoxybenzyl
PPA	polyphosphoric acid
PPTS	pyridinium <i>p</i> -toluenesulfonate
PT	phenyltetrazolyl
PyPh ₂ P	diphenyl 2-pyridylphosphine
Pyr	pyridine
Red-Al	sodium bis(methoxy-ethoxy)aluminum hydride
Red-Al (SMEAH)	sodium bis(methoxy-ethoxy)aluminum hydride
Salen	<i>N,N'</i> -disalicylidene-ethylenediamine
SET	single electron transfer
SIBX	Stabilized IBX
SM	starting material
SMEAH	sodium bis(methoxy-ethoxy)aluminum hydride
S _N 1	unimolecular nucleophilic substitution
S _N 2	bimolecular nucleophilic substitution
S _N Ar	nucleophilic substitution on an aromatic ring
TBABB	tetra- <i>n</i> -butylammonium bibenzoate
TBAF	tetra- <i>n</i> -butylammonium fluoride
TBAO	1,3,3-trimethyl-6-azabicyclo[3.2.1]octane
TBDMS	<i>tert</i> -butyldimethylsilyl
TBDPS	<i>tert</i> -butyldiphenylsilyl
TBS	<i>tert</i> -butyldimethylsilyl
<i>t</i> -Bu	<i>tert</i> -butyl
TDS	hexyldimethylsilyl
TEA	triethylamine
TEOC	trimethylsilylethoxycarbonyl
Tf	trifluoromethanesulfonyl (triflyl)
TFA	trifluoroacetic acid
TFAA	trifluoroacetic anhydride
TFP	tri-2-furylphosphine
THF	tetrahydrofuran
TIPS	triisopropylsilyl
TMEDA	<i>N,N,N',N'</i> -tetramethylethylenediamine
TMG	1,1,3,3-tetramethylguanidine
TMP	tetramethylpiperidine
TMS	trimethylsilyl
TMSCl	trimethylsilyl chloride
TMSCN	trimethylsilyl cyanide
TMSI	trimethylsilyl iodide
TMSOTf	trimethylsilyl triflate
Tol	toluene or tolyl
Tol-BINAP	2,2'-bis(di- <i>p</i> -tolylphosphino)-1,1'-binaphthyl
TosMIC	(<i>p</i> -tolylsulfonyl)methyl isocyanide
Ts	tosyl
TsO	tosylate

XXII

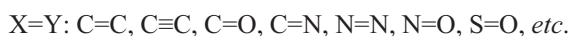
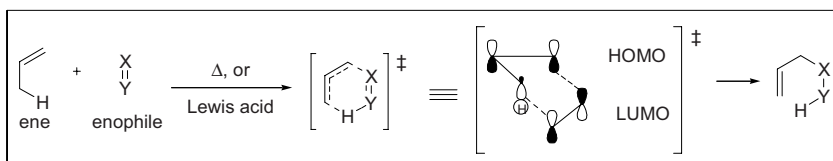
UHP

Δ

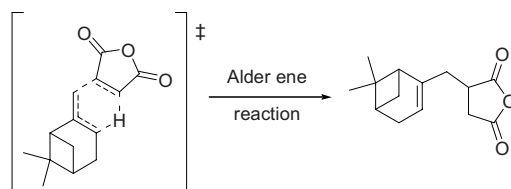
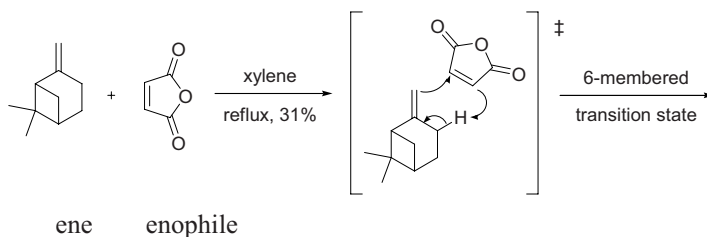
urea-hydrogen peroxide
solvent heated under reflux

Alder ene reaction

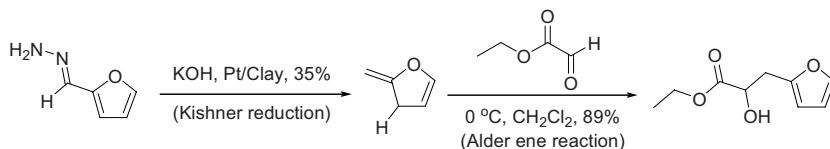
The Alder ene reaction, also known as the hydro-allyl addition, is addition of an enophile to an alkene (ene) *via* allylic transposition. The four-electron system including an alkene π -bond and an allylic C–H σ -bond can participate in a pericyclic reaction in which the double bond shifts and new C–H and C–C σ -bonds are formed.



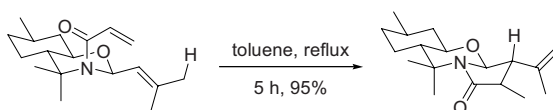
Example 1⁵

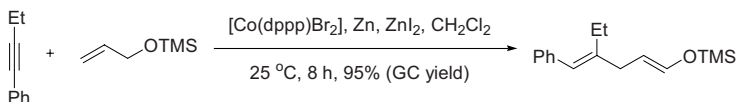
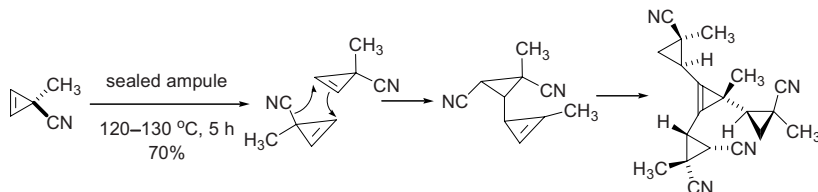
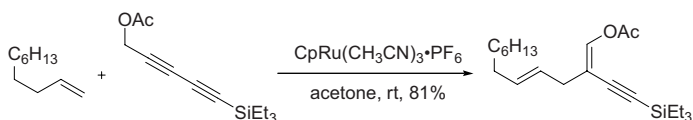


Example 2⁷



Example 3, Intramolecular Alder-ene reaction⁸



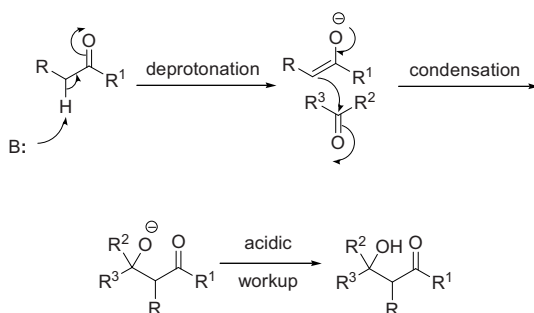
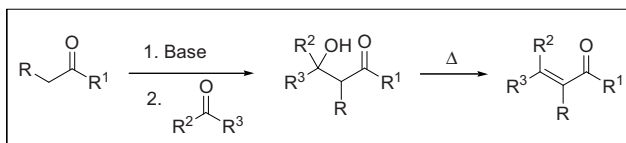
Example 4, Cobalt-catalyzed Alder-ene reaction⁹Example 5, Nitrile-Alder-ene reaction¹⁰Example 6¹¹

References

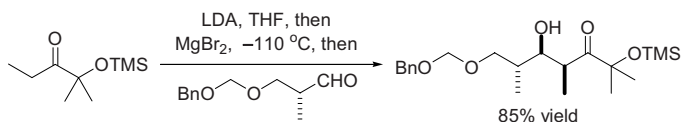
1. Alder, K.; Pascher, F.; Schmitz, A. *Ber.* **1943**, *76*, 27–53. Kurt Alder (Germany, 1902–1958) shared the Nobel Prize in Chemistry in 1950 with his teacher Otto Diels (Germany, 1876–1954) for the development of the diene synthesis.
2. Oppolzer, W. *Pure Appl. Chem.* **1981**, *53*, 1181–1201. (Review).
3. Johnson, J. S.; Evans, D. A. *Acc. Chem. Res.* **2000**, *33*, 325–335. (Review).
4. Mikami, K.; Nakai, T. In *Catalytic Asymmetric Synthesis*; 2nd edn.; Ojima, I., ed.; Wiley–VCH: New York, **2000**, 543–568. (Review).
5. Sulikowski, G. A.; Sulikowski, M. M. *e-EROS Encyclopedia of Reagents for Organic Synthesis* (**2001**), John Wiley & Sons, Ltd., Chichester, UK.
6. Brummond, K. M.; McCabe, J. M. *The Rhodium(I)-Catalyzed Alder-ene Reaction*. In *Modern Rhodium-Catalyzed Organic Reactions* **2005**, 151–172. (Review).
7. Miles, W. H.; Dethoff, E. A.; Tuson, H. H.; Ulas, G. *J. Org. Chem.* **2005**, *70*, 2862–2865.
8. Pedrosa, R.; Andres, C.; Martin, L.; Nieto, J.; Roson, C. *J. Org. Chem.* **2005**, *70*, 4332–4337.
9. Hilt, G.; Treutwein, J. *Angew. Chem., Int. Ed.* **2007**, *46*, 8500–8502.
10. Ashirov, R. V.; Shamov, G. A.; Lodochnikova, O. A.; Litvynov, I. A.; Appolonova, S. A.; Plemenkov, V. V. *J. Org. Chem.* **2008**, *73*, 5985–5988.
11. Cho, E. J.; Lee, D. *Org. Lett.* **2008**, *10*, 257–259.
12. Curran, T. T. *Alder ene reaction*. In *Name Reactions for Homologations-Part II*; Li, J. J., Corey, E. J., Eds.; Wiley & Sons: Hoboken, NJ, **2009**, pp 2–32. (Review).

Aldol condensation

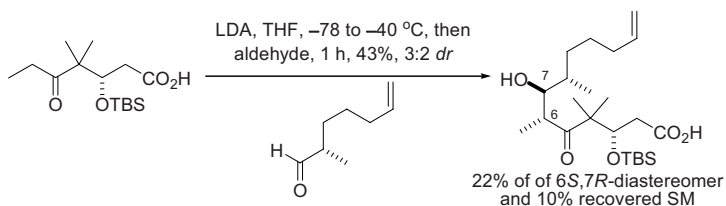
The Aldol condensation is the coupling of an enolate ion with a carbonyl compound to form a β -hydroxycarbonyl, and sometimes, followed by dehydration to give a conjugated enone. A simple case is addition of an enolate to an **aldehyde** to afford an **alcohol**, thus the name **aldol**.

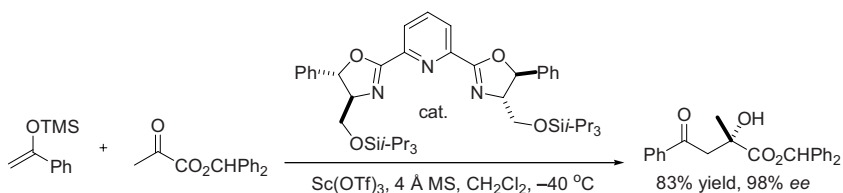
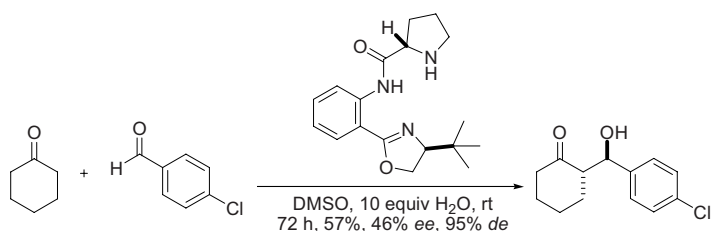
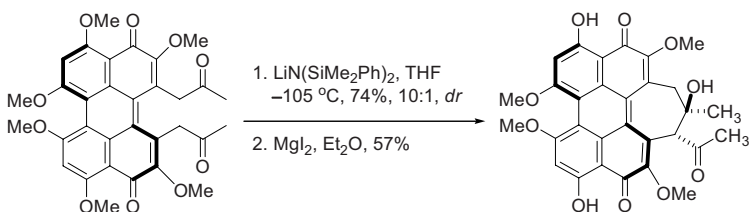


Example 1³



Example 2⁸



Example 3, Enantioselective Mukaiyama-aldol reaction¹⁰Example 4, Intermolecular aldol reaction using organocatalyst¹²Example 5, Transannular aldol reaction¹³

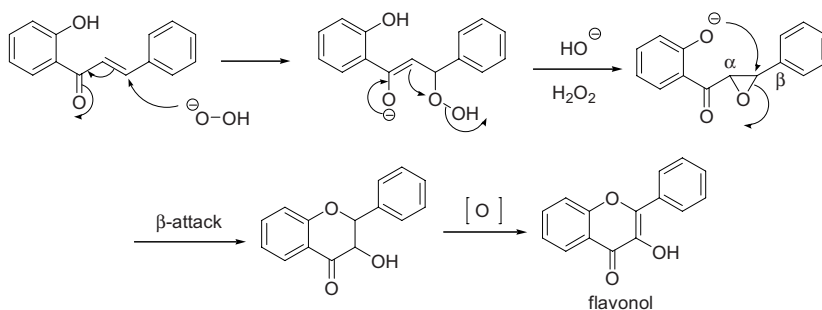
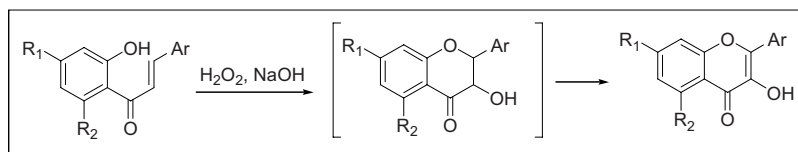
References

1. Wurtz, C. A. *Bull. Soc. Chim. Fr.* **1872**, *17*, 436–442. Charles Adolphe Wurtz (1817–1884) was born in Strasbourg, France. After his doctoral training, he spent a year under Liebig in 1843. In 1874, Wurtz became the Chair of Organic Chemistry at the Sorbonne, where he educated many illustrious chemists such as Crafts, Fittig, Friedel, and van't Hoff. The Wurtz reaction, where two alkyl halides are treated with sodium to form a new carbon–carbon bond, is no longer considered synthetically useful, although *the Aldol reaction* that Wurtz discovered in 1872 has become a staple in organic synthesis. Alexander P. Borodin is also credited with the discovery of the Aldol reaction together with Wurtz. In 1872 he announced to the Russian Chemical Society the discovery of a new byproduct in aldehyde reactions with properties like that of an alcohol, and he noted similarities with compounds already discussed in publications by Wurtz from the same year.
2. Nielsen, A. T.; Houlihan, W. J. *Org. React.* **1968**, *16*, 1–438. (Review).
3. Still, W. C.; McDonald, J. H., III. *Tetrahedron Lett.* **1980**, *21*, 1031–1034.

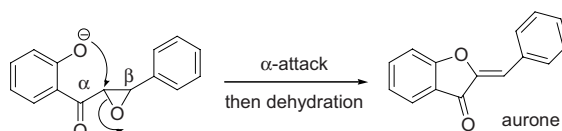
4. Mukaiyama, T. *Org. React.* **1982**, *28*, 203–331. (Review).
5. Mukaiyama, T.; Kobayashi, S. *Org. React.* **1994**, *46*, 1–103. (Review on Tin(II) enolates).
6. Johnson, J. S.; Evans, D. A. *Acc. Chem. Res.* **2000**, *33*, 325–335. (Review).
7. Denmark, S. E.; Stavenger, R. A. *Acc. Chem. Res.* **2000**, *33*, 432–440. (Review).
8. (a) Borzilleri, R. M.; Zheng, X.; Schmidt, R. J.; Johnson, J. A.; Kim, S.-H.; DiMarco, J. D.; Fairchild, C. R.; Gougoutas, J. Z.; Lee, F. Y. F.; Long, B. H.; Vite, G. D. *J. Am. Chem. Soc.* **2000**, *122*, 8890–8897. (b) Yang, Z.; He, Y.; Vourloumis, D.; Vallberg, H.; Nicolaou, K. C. *Angew. Chem., Int. Ed.* **1997**, *36*, 166–168. (c) Nicolaou, K. C.; He, Y.; Vourloumis, D.; Vallberg, H.; Roschangar, F.; Sarabia, F.; Ninkovic, S.; Yang, Z.; Trujillo, J. I. *J. Am. Chem. Soc.* **1997**, *119*, 7960–7973.
9. Mahrwald, R. (ed.) *Modern Aldol Reactions*, Wiley–VCH: Weinheim, Germany, **2004**. (Book).
10. Desimoni, G.; Faita, G.; Piccinini, F.; Toscanini, M. *Eur. J. Org. Chem.* **2006**, 5228–5230.
11. Guillena, G.; Najera, C.; Ramon, D. J. *Tetrahedron: Asymmetry* **2007**, *18*, 2249–2293. (Review on enantioselective direct aldol reaction using organocatalysis.)
12. Doherty, S.; Knight, J. G.; McRae, A.; Harrington, R. W.; Clegg, W. *Eur. J. Org. Chem.* **2008**, 1759–1766.
13. O'Brien, E. M.; Morgan, B. J.; Kozlowski, M. C. *Angew. Chem., Int. Ed.* **2008**, *47*, 6877–6880.
14. Trost, B. M.; Maulide, N.; Rudd, M. T. *J. Am. Chem. Soc.* **2009**, *131*, 420–421.

Algar–Flynn–Oyamada Reaction

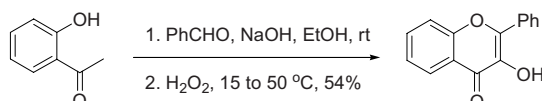
Conversion of 2'-hydroxychalcones to 2-aryl-3-hydroxy-4*H*-1benzopyran-4-ones (flavonols) by an oxidative cyclization.



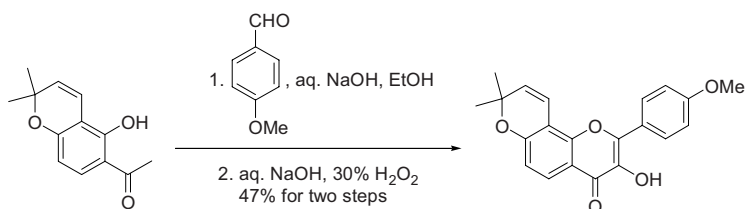
A side reaction:



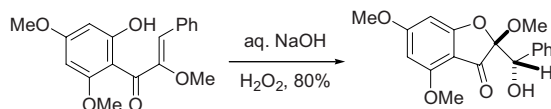
Example 1⁵



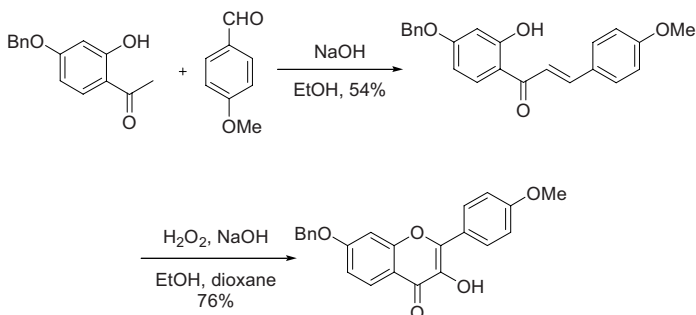
Example 2⁵



Example 3, The side reaction dominated to give the aurone derivative:⁹



Example 4¹²

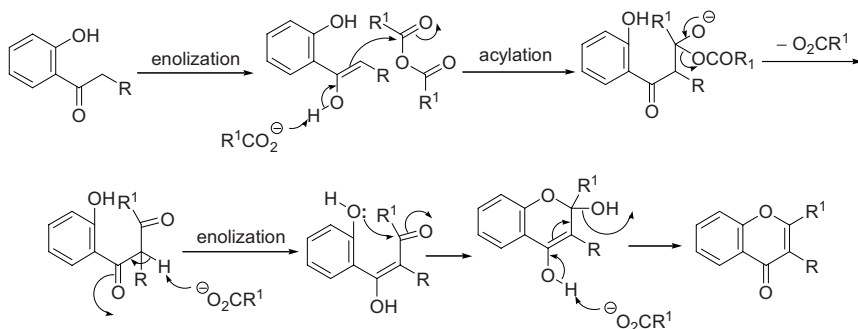
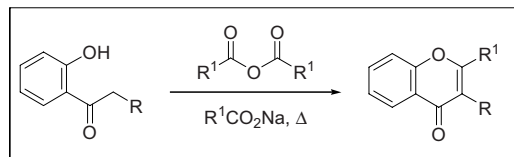


References

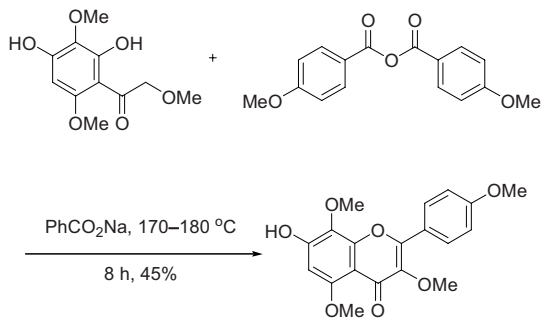
1. Algar, J.; Flynn, J. P. *Proc. Roy. Irish. Acad.* **1934**, *B42*, 1–8.
2. Oyamada, T. *J. Chem. Soc. Jpn* **1934**, *55*, 1256–1261.
3. Oyamada, T. *Bull. Chem. Soc. Jpn.* **1935**, *10*, 182–186.
4. Wheeler, T. S. *Record Chem. Progr.* **1957**, *18*, 133–161. (Review)
5. Smith, M. A.; Neumann, R. M.; Webb, R. A. *J. Heterocycl. Chem.* **1968**, *5*, 425–426.
6. Wagner, H.; Farkas, L. In *The Flavonoids*; Harborne, J. B.; Mabry, T. J.; Mabry H., Eds.; Academic Press: New York, **1975**, *1*, pp 127–213. (Review).
7. Wollenweber, E. In *The Flavonoids: Advances in Research*; Harborne, J. B.; Mabry, T. J., Eds; Chapman and Hall: New York, **1982**; pp 189–259. (Review).
8. Wollenweber, E. In *The Flavonoids: Advances in Research Since 1986*; Harborne, J. B., Ed.; Chapman and Hall: New York, **1994**, pp 259–335. (Review).
9. Bennett, M.; Burke, A. J.; O’Sullivan, W. I. *Tetrahedron* **1996**, *52*, 7163–7178.
10. Bohm, B. A.; Stuessy, T. F. *Flavonoids of the Sunflower Family (Asteraceae)*; Springer-Verlag: New York, **2000**. (Review).
11. Limberakis, C. *Algar–Flynn–Oyamada Reaction*. In *Name Reactions in Heterocyclic Chemistry*; Li, J. J., Corey, E. J., Eds.; Wiley & Sons: Hoboken, NJ, **2005**, pp 496–503. (Review).
12. Li, Z.; Ngojeh, G.; DeWitt, P.; Zheng, Z.; Chen, M.; Lainhart, B.; Li, V.; Felpo, P. *Tetrahedron Lett.* **2008**, *49*, 7243–7245.

Allan–Robinson reaction

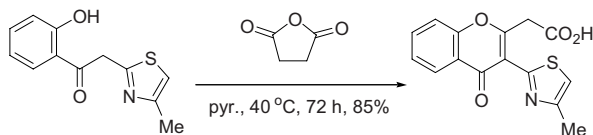
Synthesis of flavones or isoflavones by the treatment of *o*-hydroxyaryl ketones with aromatic aldehydes. Cf. Kostanecki reaction on page 322.

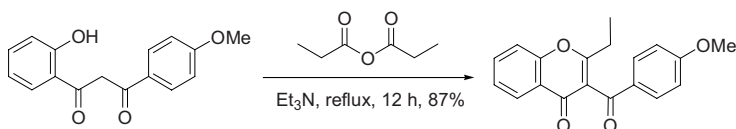


Example 1⁶



Example 2⁹



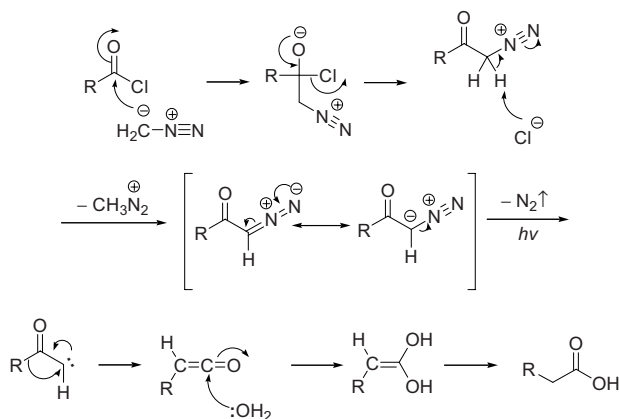
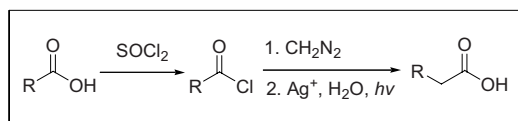
Example 3¹⁰

References

- Allan, J.; Robinson, R. *J. Chem. Soc.* **1924**, 125, 2192–2195. Robert Robinson (United Kingdom, 1886–1975) won the Nobel Prize in Chemistry in 1947 for his studies on alkaloids. However, Robinson himself considered his greatest contribution to science was that he founded the qualitative theory of electronic mechanisms in organic chemistry. Robinson, along with Lapworth (a friend) and Ingold (a rival), pioneered the arrow pushing approach to organic reaction mechanism. Robinson was also an accomplished pianist. James Allan, his student, also coauthored another important paper with Robinson on the relative directive powers of groups for aromatic substitution.
- Széll, T.; Dózsai, L.; Zarándy, M.; Menyhárh, K. *Tetrahedron* **1969**, 25, 715–724.
- Wagner, H.; Maurer, I.; Farkas, L.; Strelisky, J. *Tetrahedron* **1977**, 33, 1405–1409.
- Dutta, P. K.; Bagchi, D.; Pakrashi, S. C. *Indian J. Chem., Sect. B* **1982**, 21B, 1037–1038.
- Patwardhan, S. A.; Gupta, A. S. *J. Chem. Res., (S)* **1984**, 395.
- Horie, T.; Tsukayama, M.; Kawamura, Y.; Seno, M. *J. Org. Chem.* **1987**, 52, 4702–4709.
- Horie, T.; Tsukayama, M.; Kawamura, Y.; Yamamoto, S. *Chem. Pharm. Bull.* **1987**, 35, 4465–4472.
- Horie, T.; Kawamura, Y.; Tsukayama, M.; Yoshizaki, S. *Chem. Pharm. Bull.* **1989**, 37, 1216–1220.
- Poyarkov, A. A.; Frasinuk, M. S.; Kibirev, V. K.; Poyarkova, S. A. *Russ. J. Bioorg. Chem.* **2006**, 32, 277–279.
- Peng, C.-C.; Rushmore, T.; Crouch, G. J.; Jones, J. P. *Bioorg. Med. Chem. Lett.* **2008**, 16, 4064–4074.

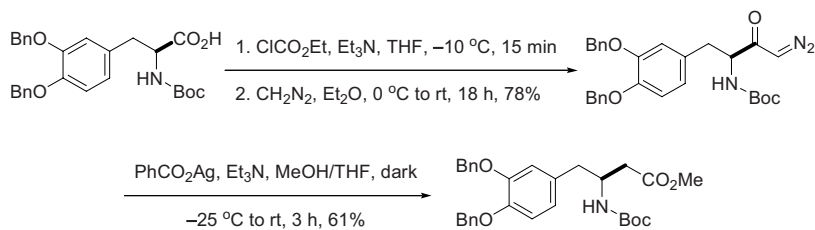
Arndt–Eistert homologation

One-carbon homologation of carboxylic acids using diazomethane.

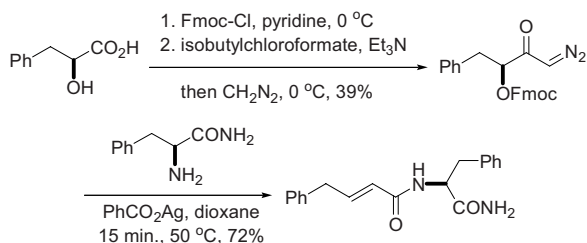


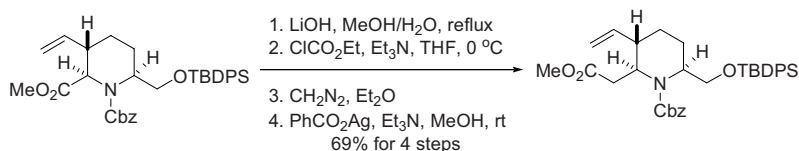
α -ketocarbene intermediate ketene intermediate

Example 1⁷



Example 2, An interesting variation⁹



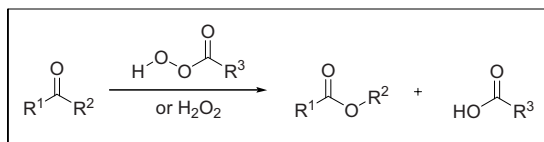
Example 3¹⁰

References

- Arndt, F.; Eistert, B. *Ber.* **1935**, *68*, 200–208. Fritz Arndt (1885–1969) was born in Hamburg, Germany. He discovered the Arndt–Eistert homologation at the University of Breslau where he extensively investigated the synthesis of diazomethane and its reactions with aldehydes, ketones, and acid chlorides. Fritz Arndt’s chain-smoking of cigars ensured that his presence in the laboratories was always well advertised. Bernd Eistert (1902–1978), born in Ohlau, Silesia, was Arndt’s Ph.D. student. Eistert later joined I. G. Farbenindustrie, which became BASF after the Allies broke up the conglomerate after WWII.
- Podlech, J.; Seebach, D. *Angew. Chem., Int. Ed.* **1995**, *34*, 471–472.
- Matthews, J. L.; Braun, C.; Guibourdenche, C.; Overhand, M.; Seebach, D. In *Enantioselective Synthesis of β -Amino Acids* Juaristi, E. ed.; Wiley-VCH: New York, N. Y. **1997**, pp 105–126. (Review).
- Katritzky, A. R.; Zhang, S.; Fang, Y. *Org. Lett.* **2000**, *2*, 3789–3791.
- Vasanthakumar, G.-R.; Babu, V. V. S. *Synth. Commun.* **2002**, *32*, 651–657.
- Chakravarty, P. K.; Shih, T. L.; Colletti, S. L.; Ayer, M. B.; Snedden, C.; Kuo, H.; Tyagarajan, S.; Gregory, L.; Zakson-Aiken, M.; Shoop, W. L.; Schmatz, D. M.; Wyvratt, M. J.; Fisher, M. H.; Meinke, P. T. *Bioorg. Med. Chem. Lett.* **2003**, *13*, 147–150.
- Gaucher, A.; Dutot, L.; Barbeau, O.; Hamchaoui, W.; Wakselman, M.; Mazaleyrat, J.-P. *Tetrahedron: Asymmetry* **2005**, *16*, 857–864.
- Podlech, J. In *Enantioselective Synthesis of β -Amino Acids (2nd Edn.)* John Wiley & Sons: Hoboken, NJ, **2005**, pp 93–106. (Review).
- Spengler, J.; Ruiz-Rodriguez, J.; Burger, K.; Albericio, F. *Tetrahedron Lett.* **2006**, *47*, 4557–4560.
- Toyooka, N.; Kobayashi, S.; Zhou, D.; Tsuneki, H.; Wada, T.; Sakai, H.; Nemoto, H.; Sasaoka, T.; Garraffo, H. M.; Spande, T. F.; Daly, J. W. *Bioorg. Med. Chem. Lett.* **2007**, *17*, 5872–5875.
- Fuchter, M. J. *Arndt–Eistert Homologation*. In *Name Reactions for Homologations-Part I*; Li, J. J., Corey, E. J., Eds.; Wiley & Sons: Hoboken, NJ, **2009**, pp 336–349. (Review).

Baeyer–Villiger oxidation

General scheme:

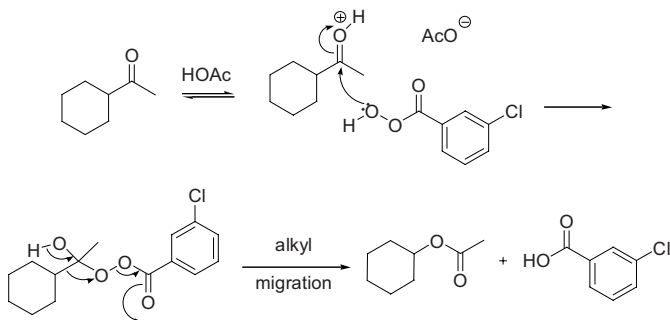


The most electron-rich alkyl group (more substituted carbon) migrates first. The general migration order: tertiary alkyl > cyclohexyl > secondary alkyl > benzyl > phenyl > primary alkyl > methyl >> H.

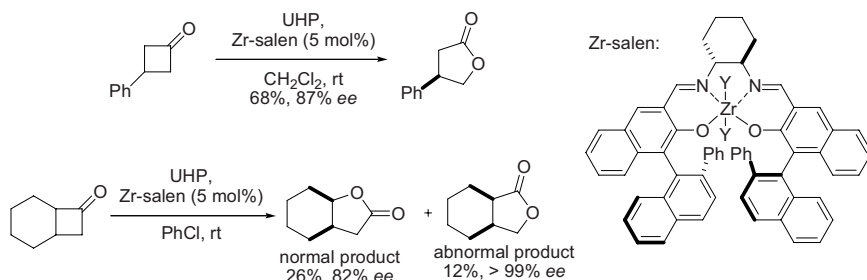
For substituted aryls:

p-MeO-Ar > *p*-Me-Ar > *p*-Cl-Ar > *p*-Br-Ar > *p*-MeOAr > *p*-O₂N-Ar

Example 1:

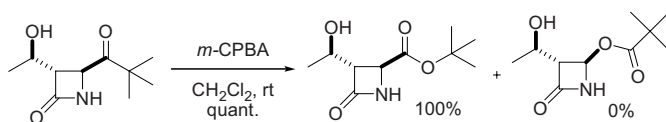


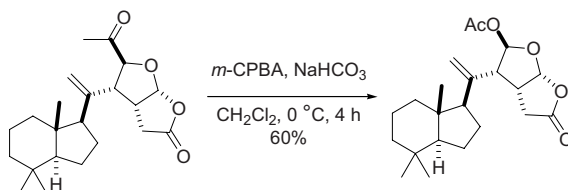
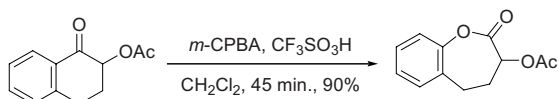
Example 2⁴



UHP = Urea-hydrogen peroxide complex

Example 3⁵



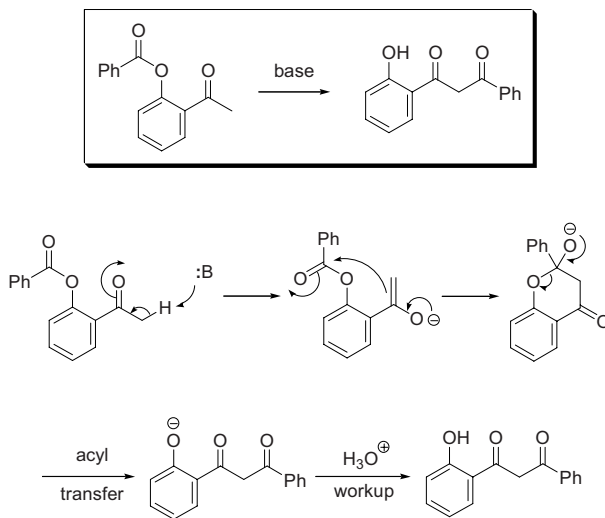
Example 4⁶Example 5⁸

References

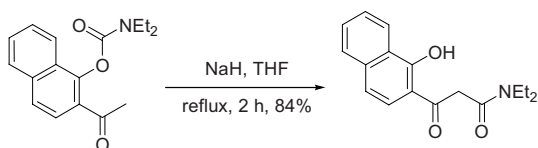
1. v. Baeyer, A.; Villiger, V. *Ber.* **1899**, *32*, 3625–3633. Adolf von Baeyer (1835–1917) was one of the most illustrious organic chemists in history. He contributed to many areas of the field. The Baeyer–Drewson indigo synthesis made possible the commercialization of synthetic indigo. Another Baeyer’s claim of fame is his synthesis of barbituric acid, named after his then girlfriend, Barbara. Baeyer’s real joy was in his laboratory and he deplored any outside work that took him away from his bench. When a visitor expressed envy that fortune had blessed so much of Baeyer’s work with success, Baeyer retorted dryly: “Herr Kollege, I experiment more than you.” As a scientist, Baeyer was free of vanity. Unlike other scholastic masters of his time (Liebig for instance), he was always ready to acknowledge ungrudgingly the merits of others. Baeyer’s famous greenish-black hat was a part of his perpetual wardrobe and he had a ritual of tipping his hat when he admired novel compounds. Adolf von Baeyer received the Nobel Prize in Chemistry in 1905 at age seventy. His apprentice, Emil Fischer, won it in 1902 when he was fifty, three years before his teacher. Victor Villiger (1868–1934), born in Switzerland, went to Munich and worked with Adolf von Baeyer for eleven years.
2. Krow, G. R. *Org. React.* **1993**, *43*, 251–798. (Review).
3. Renz, M.; Meunier, B. *Eur. J. Org. Chem.* **1999**, *4*, 737–750. (Review).
4. Wantanabe, A.; Uchida, T.; Ito, K.; Katsuki, T. *Tetrahedron Lett.* **2002**, *43*, 4481–4485.
5. Laurent, M.; Ceresiat, M.; Marchand-Brynaert, J. *J. Org. Chem.* **2004**, *69*, 3194–3197.
6. Brady, T. P.; Kim, S. H.; Wen, K.; Kim, C.; Theodorakis, E. A. *Chem. Eur. J.* **2005**, *11*, 7175–7190.
7. Curran, T. T. *Baeyer–Villiger oxidation*. In *Name Reactions for Functional Group Transformations*; Li, J. J., Corey, E. J., eds.; John Wiley & Sons: Hoboken, NJ, **2007**, pp 160–182. (Review).
8. Demir, A. S.; Aybey, A. *Tetrahedron* **2008**, *64*, 11256–11261.
9. Baj, S.; Chrobok, A. *Synth. Commun.* **2008**, *38*, 2385–2391.
10. Malkov, A. V.; Friscourt, F.; Bell, M.; Swarbrick, M. E.; Kocovsky, P. *J. Org. Chem.* **2008**, *73*, 3996–4003.

Baker–Venkataraman rearrangement

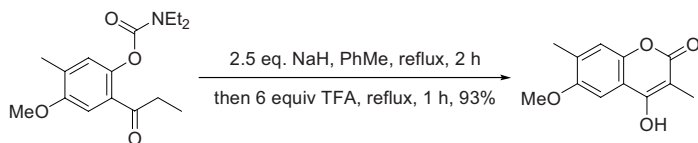
Base-catalyzed acyl transfer reaction that converts α -acyloxyketones to β -diketones.



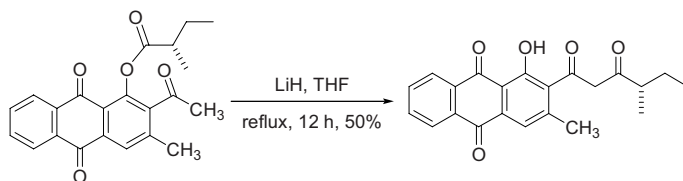
Example 1, Carbamoyl Baker–Venkataraman rearrangement⁵



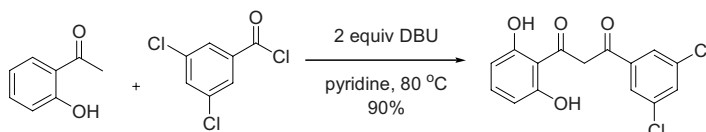
Example 2, Carbamoyl Baker–Venkataraman rearrangement⁶



Example 3, Ester Baker–Venkataraman rearrangement⁹



Example 4, Ester Baker–Venkataraman rearrangement¹⁰

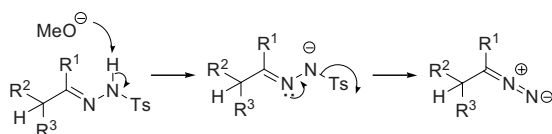
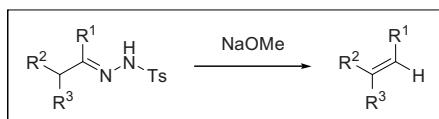


References

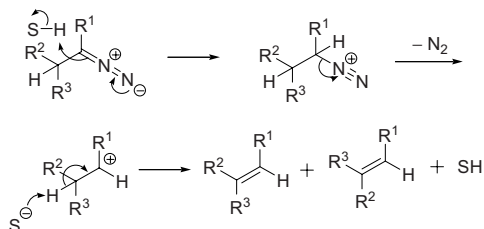
1. Baker, W. J. *Chem. Soc.* **1933**, 1381–1389. Wilson Baker (1900–2002) was born in Runcorn, England. He studied chemistry at Manchester under Arthur Lapworth and at Oxford under Robinson. In 1943, Baker was the first one who confirmed that penicillin contained sulfur, of which Robinson commented: “This is a feather in your cap, Baker.” Baker began his independent academic career at University of Bristol. He retired in 1965 as the Head of the School of Chemistry. Baker was a well-known chemist centenarian, spending 47 years in retirement!
2. Mahal, H. S.; Venkataraman, K. *J. Chem. Soc.* **1934**, 1767–1771. K. Venkataraman studied under Robert Robinson Manchester. He returned to India and later arose to be the Director of the National Chemical Laboratory at Poona.
3. Kraus, G. A.; Fulton, B. S.; Wood, S. H. *J. Org. Chem.* **1984**, *49*, 3212–3214.
4. Reddy, B. P.; Krupadanam, G. L. D. *J. Heterocycl. Chem.* **1996**, *33*, 1561–1565.
5. Kalinin, A. V.; da Silva, A. J. M.; Lopes, C. C.; Lopes, R. S. C.; Snieckus, V. *Tetrahedron Lett.* **1998**, *39*, 4995–4998.
6. Kalinin, A. V.; Snieckus, V. *Tetrahedron Lett.* **1998**, *39*, 4999–5002.
7. Thasana, N.; Ruchirawat, S. *Tetrahedron Lett.* **2002**, *43*, 4515–4517.
8. Santos, C. M. M.; Silva, A. M. S.; Cavaleiro, J. A. S. *Eur. J. Org. Chem.* **2003**, 4575–4585.
9. Krohn, K.; Vidal, A.; Vitz, J.; Westermann, B.; Abbas, M.; Green, I. *Tetrahedron: Asymmetry* **2006**, *17*, 3051–3057.
10. Abdel Ghani, S. B.; Weaver, L.; Zidan, Z. H.; Ali, H. M.; Keevil, C. W.; Brown, R. C. D. *Bioorg. Med. Chem. Lett.* **2008**, *18*, 518–522.

Bamford–Stevens reaction

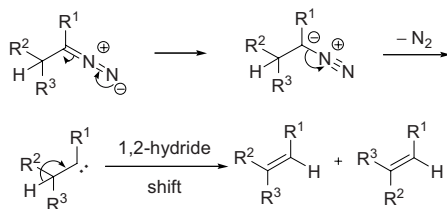
The Bamford–Stevens reaction and the Shapiro reaction share a similar mechanistic pathway. The former uses a base such as Na, NaOMe, LiH, NaH, NaNH₂, heat, *etc.*, whereas the latter employs bases such as alkyllithiums and Grignard reagents. As a result, the Bamford–Stevens reaction furnishes more-substituted olefins as the thermodynamic products, while the Shapiro reaction generally affords less-substituted olefins as the kinetic products.



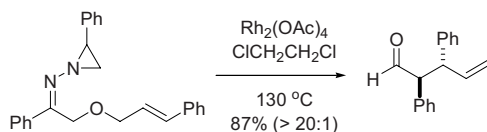
In protic solvent (S–H):



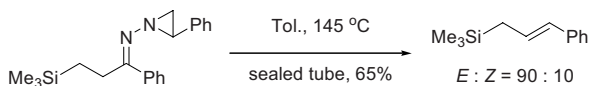
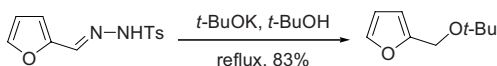
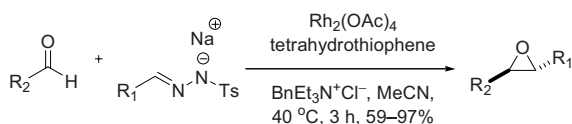
In aprotic solvent:



Example 1, Tandem Bamford–Stevens/thermal aliphatic Claisen rearrangement sequence²



The starting material *N*-aziridinyl imine is also known as Eschenmoser hydrazone.

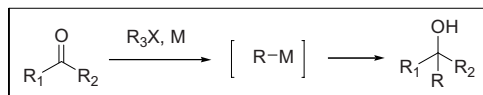
Example 2, Thermal Bamford–Stevens⁶Example 3⁷Example 4⁸

References

1. Bamford, W. R.; Stevens, T. S. M. *J. Chem. Soc.* **1952**, 4735–4740. Thomas Stevens (1900–2000), another chemist centenarian, was born in Renfrew, Scotland. He and his student W. R. Bamford published this paper at the University of Sheffield, UK. Stevens also contributed to another name reaction, the McFadyen–Stevens reaction (page 334).
2. Felix, D.; Müller, R. K.; Horn, U.; Joos, R.; Schreiber, J.; Eschenmoser, A. *Helv. Chim. Acta* **1972**, *55*, 1276–1319.
3. Shapiro, R. H. *Org. React.* **1976**, *23*, 405–507. (Review).
4. Adlington, R. M.; Barrett, A. G. M. *Acc. Chem. Res.* **1983**, *16*, 55–59. (Review on the Shapiro reaction).
5. Chamberlin, A. R.; Bloom, S. H. *Org. React.* **1990**, *39*, 1–83. (Review).
6. Sarkar, T. K.; Ghorai, B. K. *J. Chem. Soc., Chem. Commun.* **1992**, *17*, 1184–1185.
7. Chandrasekhar, S.; Rajaiyah, G.; Chandraiah, L.; Swamy, D. N. *Synlett* **2001**, 1779–1780.
8. Aggarwal, V. K.; Alonso, E.; Hynd, G.; Lydon, K. M.; Palmer, M. J.; Porcelloni, M.; Studley, J. R. *Angew. Chem., Int. Ed.* **2001**, *40*, 1430–1433.
9. May, J. A.; Stoltz, B. M. *J. Am. Chem. Soc.* **2002**, *124*, 12426–12427.
10. Zhu, S.; Liao, Y.; Zhu, S. *Org. Lett.* **2004**, *6*, 377–380.
11. Baldwin, J. E.; Bogdan, A. R.; Leber, P. A.; Powers, D. C. *Org. Lett.* **2005**, *7*, 5195–5197.
12. Paul Humphries, P. *Bamford–Stevens reaction*. In *Name Reactions for Homologations-Part II*; Li, J. J., Corey, E. J., Eds.; Wiley & Sons: Hoboken, NJ, **2009**, pp 642–652. (Review).

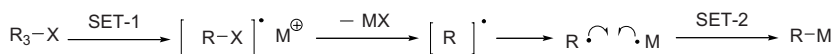
Barbier coupling reaction

In essence, the Barbier coupling reaction is a Grignard reaction carried out *in situ* although its discovery preceded that of the Grignard reaction by a year. Cf. Grignard reaction (Page 266).

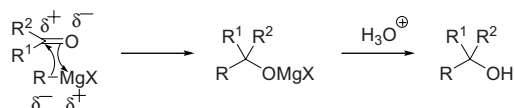


According to conventional wisdom,³ the organometallic intermediate (M = Mg, Li, Sm, Zn, La, *etc.*) is generated *in situ*, which is intermediately trapped by the carbonyl compound. However, recent experimental and theoretical studies seem to suggest that the Barbier coupling reaction goes through a single electron transfer pathway.

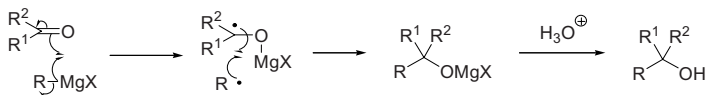
Generation of the Grignard reagent,



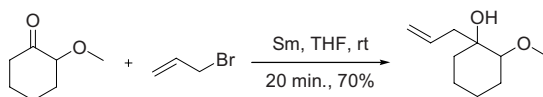
Ionic mechanism,

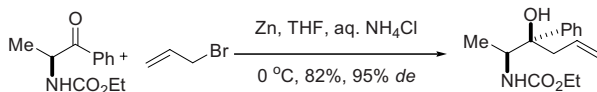
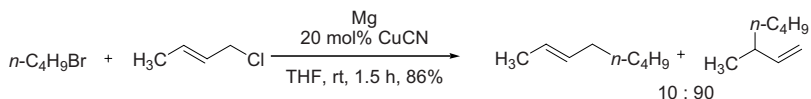
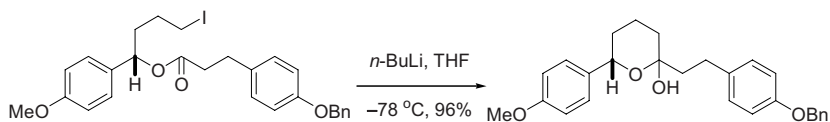


Single electron transfer mechanism,



Example 1⁶



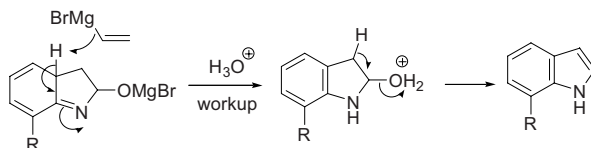
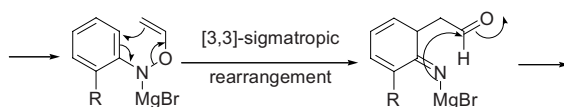
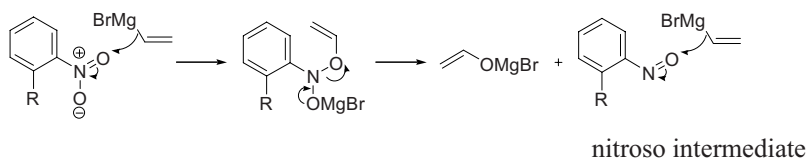
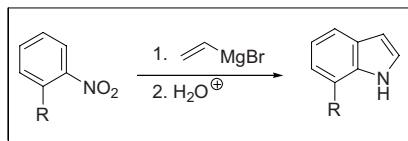
Example 2⁹Example 3¹⁰Example 4¹¹

References

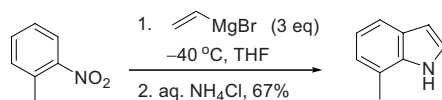
1. Barbier, P. *C. R. Hebd. Séances Acad. Sci.* **1899**, *128*, 110–111. Philippe Barbier (1848–1922) was born in Luzy, Nièvre, France. He studied terpenoids using zinc and magnesium. Barbier suggested the use of magnesium to his student, Victor Grignard, who later discovered the Grignard reagent and won the Nobel Prize in 1912.
2. Grignard, V. *C. R. Hebd. Seanes Acad. Sci.* **1900**, *130*, 1322–1324.
3. Moyano, A.; Pericás, M. A.; Riera, A.; Luche, J.-L. *Tetrahedron Lett.* **1990**, *31*, 7619–7622. (Theoretical study).
4. Alonso, F.; Yus, M. *Rec. Res. Dev. Org. Chem.* **1997**, *1*, 397–436. (Review).
5. Russo, D. A. *Chem. Ind.* **1996**, *64*, 405–409. (Review).
6. Basu, M. K.; Banik, B. *Tetrahedron Lett.* **2001**, *42*, 187–189.
7. Sinha, P.; Roy, S. *Chem. Commun.* **2001**, 1798–1799.
8. Lombardo, M.; Gianotti, K.; Licciulli, S.; Trombini, C. *Tetrahedron* **2004**, *60*, 11725–11732.
9. Resende, G. O.; Aguiar, L. C. S.; Antunes, O. A. C. *Synlett* **2005**, 119–120.
10. Erdik, E.; Kocoglu, M. *Tetrahedron Lett.* **2007**, *48*, 4211–4214.
11. Takeuchi, T.; Matsuhashi, M.; Nakata, T. *Tetrahedron Lett.* **2008**, *49*, 6462–6465.

Bartoli indole synthesis

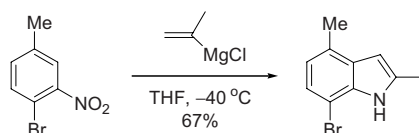
7-Substituted indoles from the reaction of *ortho*-substituted nitroarenes and vinyl Grignard reagents.

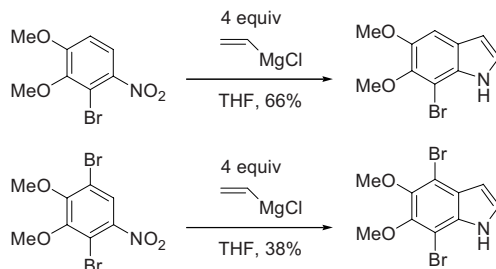
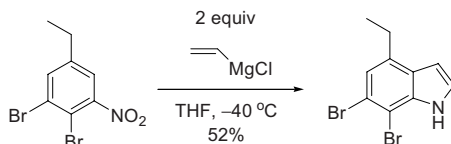


Example 1³



Example 2⁶



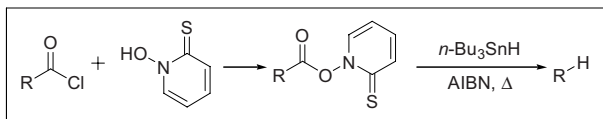
Example 3¹⁰Example 4¹¹

References

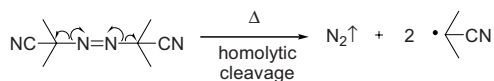
- Bartoli, G.; Leardini, R.; Medici, A.; Rosini, G. *J. Chem. Soc., Perkin Trans. 1* **1978**, 692–696. Giuseppe Bartoli is a professor at the Università di Bologna, Italy.
- Bartoli, G.; Bosco, M.; Dalpozzo, R.; Todesco, P. E. *J. Chem. Soc., Chem. Commun.* **1988**, 807–805.
- Bartoli, G.; Palmieri, G.; Bosco, M.; Dalpozzo, R. *Tetrahedron Lett.* **1989**, *30*, 2129–2132.
- Bosco, M.; Dalpozzo, R.; Bartoli, G.; Palmieri, G.; Petrini, M. *J. Chem. Soc., Perkin Trans. 2* **1991**, 657–663. Mechanistic studies.
- Bartoli, G.; Bosco, M.; Dalpozzo, R.; Palmieri, G.; Marcantoni, E. *J. Chem. Soc., Perkin Trans. 1* **1991**, 2757–2761.
- Dobbs, A. *J. Org. Chem.* **2001**, *66*, 638–641.
- Garg, N. K.; Sarpong, R.; Stoltz, B. M. *J. Am. Chem. Soc.* **2002**, *124*, 13179–13184.
- Li, J.; Cook, J. M. *Bartoli indole synthesis*. In *Name Reactions in Heterocyclic Chemistry*; Li, J. J., Corey, E. J. Eds.; Wiley & Sons: Hoboken, NJ, **2005**, pp 100–103. (Review).
- Dalpozzo, R.; Bartoli, G. *Current Org. Chem.* **2005**, *9*, 163–178. (Review).
- Huleatt, P. B.; Choo, S. S.; Chua, S.; Chai, C. L. L. *Tetrahedron Lett.* **2008**, *49*, 5309–5311.
- Buszek, K. R.; Brown, N.; Luo, D. *Org. Lett.* **2009**, *11*, 201–204.

Barton radical decarboxylation

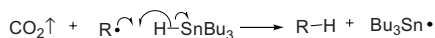
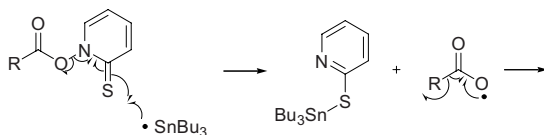
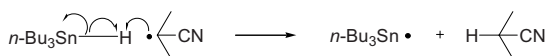
Radical decarboxylation *via* the corresponding thiocarbonyl derivatives of the carboxylic acids.



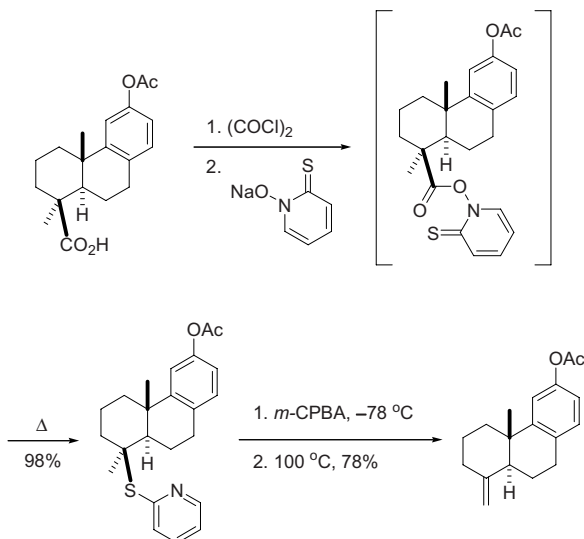
Barton ester

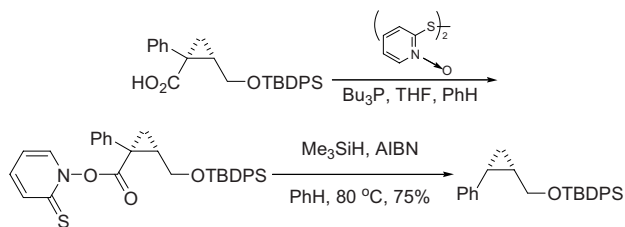
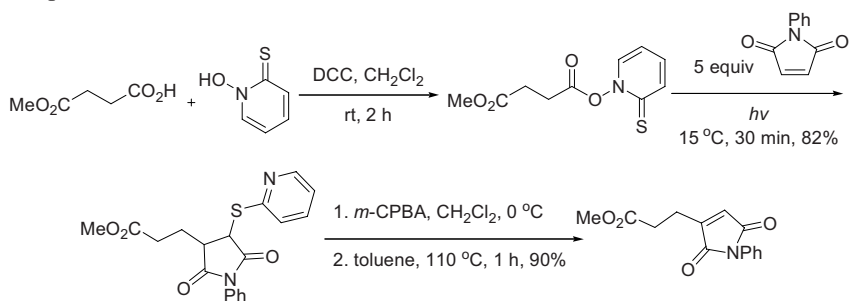


AIBN = 2,2'-azobisisobutyronitrile



Example 1³



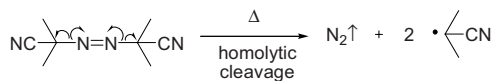
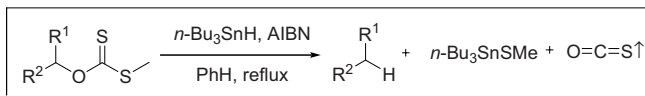
Example 2⁶Example 3⁹

References

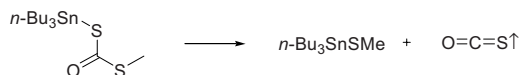
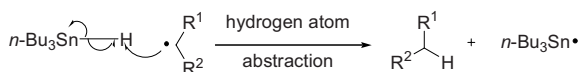
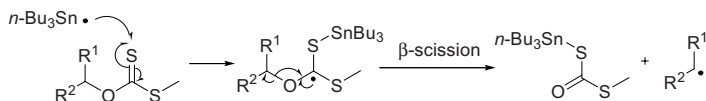
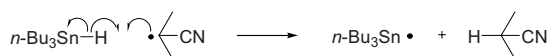
- Barton, D. H. R.; Crich, D.; Motherwell, W. B. *J. Chem. Soc., Chem. Commun.* **1983**, 939–941. Derek Barton (United Kingdom, 1918–1998) studied under Ian Heilbron at Imperial College in his youth. He taught in England, France and the US. Barton won the Nobel Prize in Chemistry in 1969 for development of the concept of conformation. He passed away in his office at the University of Texas A&M in 1998.
- Barton, D. H. R.; Zard, S. Z. *Pure Appl. Chem.* **1986**, *58*, 675–684. (Review).
- Cochane, E. J.; Lazer, S. W.; Pinhey, J. T.; Whitby, J. D. *Tetrahedron Lett.* **1989**, *30*, 7111–7114.
- Barton, D. H. R. *Aldrichimica Acta* **1990**, *23*, 3. (Review).
- Crich, D.; Hwang, J.-T.; Yuan, H. *J. Org. Chem.* **1996**, *61*, 6189–6198.
- Yamaguchi, K.; Kazuta, Y.; Abe, H.; Matsuda, A.; Shuto, S. *J. Org. Chem.* **2003**, *68*, 9255–9262.
- Zard, S. Z. *Radical Reactions in Organic Synthesis* Oxford University Press: Oxford, UK, **2003**. (Book).
- Carry, J.-C.; Evers, M.; Barriere, J.-C.; Bashiardes, G.; Bensoussan, C.; Gueguen, J.-C.; Dereu, N.; Filoche, B.; Sable, S.; Vuilhorgne, M.; Mignani, S. *Synlett* **2004**, 316–320.
- Braut, L.; Denance, M.; Banaszak, E.; El Maadidi, S.; Battaglia, E.; Bagrel, D.; Samadi, M. *Eur. J. Org. Chem.* **2007**, *42*, 243–247.
- Guthrie, D. B.; Curran, D. P. *Org. Lett.* **2009**, *11*, 249–251.

Barton–McCombie deoxygenation

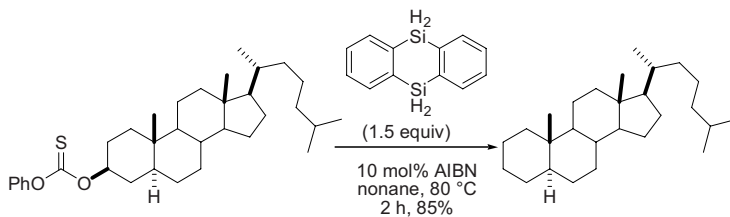
Deoxygenation of alcohols by means of radical scission of their corresponding thiocarbonyl derivatives.

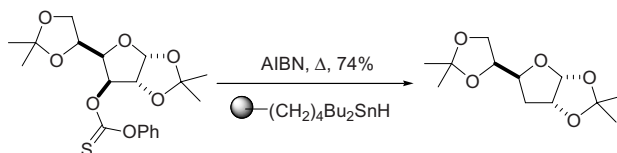
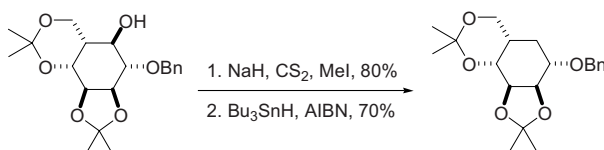
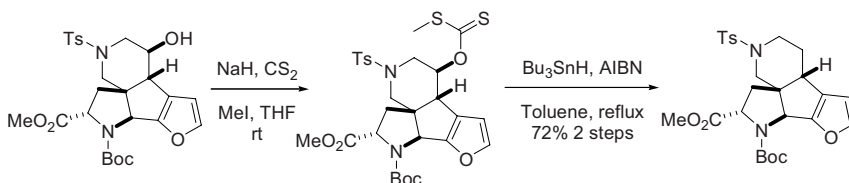


AIBN = 2,2'-azobisisobutyronitrile



Example 1²



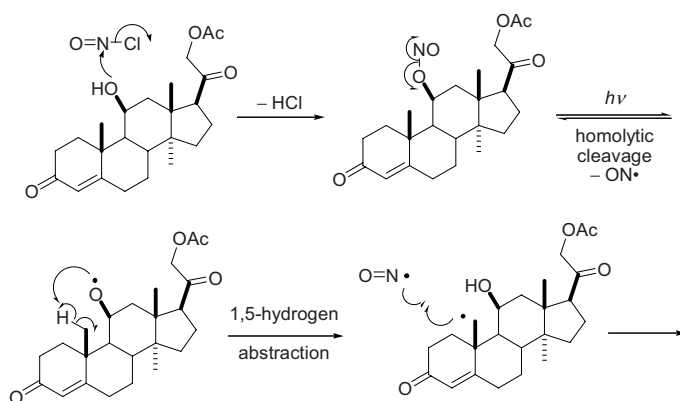
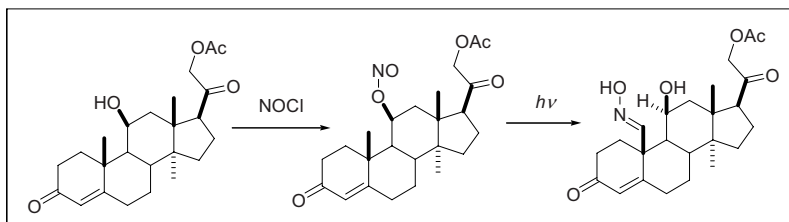
Example 2⁶Example 3¹⁰Example 4¹¹

References

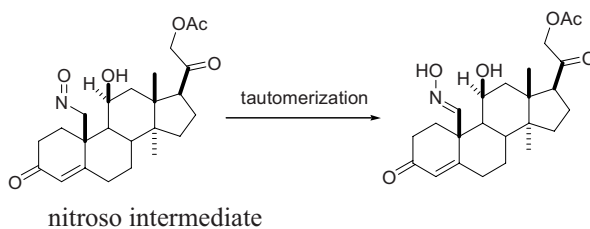
- Barton, D. H. R.; McCombie, S. W. *J. Chem. Soc., Perkin Trans. 1* **1975**, 1574–1585. Stuart McCombie, a Barton student, now works at Schering–Plough.
- Gimisis, T.; Ballestri, M.; Ferreri, C.; Chatgililoglu, C.; Boukherroub, R.; Manuel, G. *Tetrahedron Lett.* **1995**, *36*, 3897–3900.
- Zard, S. Z. *Angew. Chem., Int. Ed.* **1997**, *36*, 673–685.
- Lopez, R. M.; Hays, D. S.; Fu, G. C. *J. Am. Chem. Soc.* **1997**, *119*, 6949–6950.
- Hansen, H. I.; Kehler, J. *Synthesis* **1999**, 1925–1930.
- Boussaguet, P.; Delmond, B.; Dumartin, G.; Pereyre, M. *Tetrahedron Lett.* **2000**, *41*, 3377–3380.
- Cai, Y.; Roberts, B. P. *Tetrahedron Lett.* **2001**, *42*, 763–766.
- Clive, D. L. J.; Wang, J. *J. Org. Chem.* **2002**, *67*, 1192–1198.
- Rhee, J. U.; Bliss, B. I.; RajanBabu, T. V. *J. Am. Chem. Soc.* **2003**, *125*, 1492–1493.
- Gómez, A. M.; Moreno, E.; Valverde, S.; López, J. C. *Eur. J. Org. Chem.* **2004**, 1830–1840.
- Deng, H.; Yang, X.; Tong, Z.; Li, Z.; Zhai, H. *Org. Lett.* **2008**, *10*, 1791–1793.
- Mancuso, J. *Barton–McCombie deoxygenation*. In *Name Reactions for Homologations-Part I*; Li, J. J., Corey, E. J., Eds.; Wiley & Sons: Hoboken, NJ, **2009**, pp 614–632. (Review).

Barton nitrite photolysis

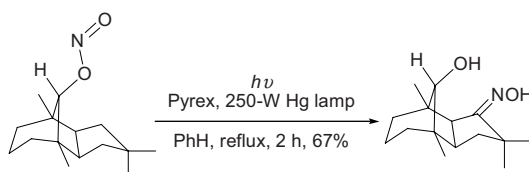
Photolysis of a nitrite ester to a γ -oximino alcohol.

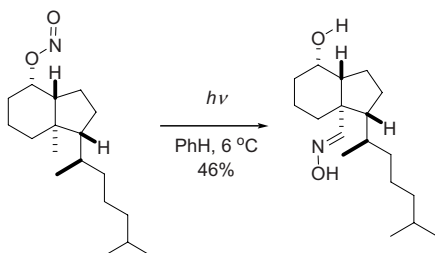
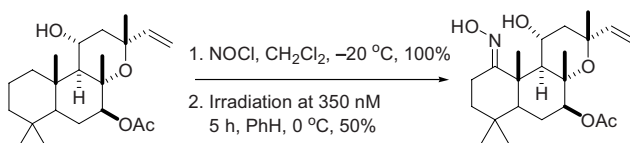


Nitric oxide radical is a stable and therefore, long-lived radical



Example 1²



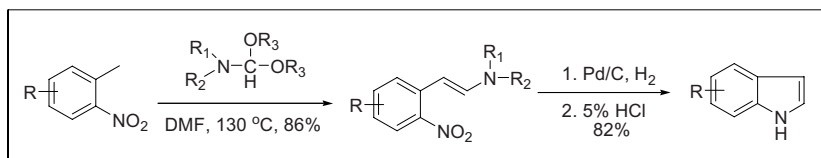
Example 2⁶Example 3⁷

References

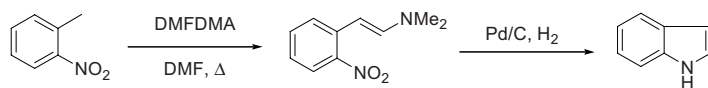
- (a) Barton, D. H. R.; Beaton, J. M.; Geller, L. E.; Pechet, M. M. *J. Am. Chem. Soc.* **1960**, *82*, 2640–2641. In 1960, Derek Barton took a “vacation” in Cambridge, Massachusetts; he worked in a small research institute called the Research Institute for Medicine and Chemistry. In order to make the adrenocortical hormone aldosterol, Barton invented the Barton nitrite photolysis by simply writing down on a piece of paper what he thought would be an ideal process. His skilled collaborator, Dr. John Beaton, was able to reduce it to practice. They were able to make 40 to 50 g of aldosterol at a time when the total world supply was only about 10 mg. Barton considered it his most satisfying piece of work. (b) Barton, D. H. R.; Beaton, J. M. *J. Am. Chem. Soc.* **1960**, *82*, 2641–2641. (c) Barton, D. H. R.; Beaton, J. M. *J. Am. Chem. Soc.* **1961**, *83*, 4083–4089. (d) Barton, D. H. R.; Lier, E. F.; McGhie, J. M. *J. Chem. Soc., (C)* **1968**, 1031–1040.
- Nickon, A.; Iwadare, T.; McGuire, F. J.; Mahajan, J. R.; Narang, S. A.; Umezawa, B. *J. Am. Chem. Soc.* **1970**, *92*, 1688–1696.
- Barton, D. H. R.; Hesse, R. H.; Pechet, M. M.; Smith, L. C. *J. Chem. Soc., Perkin Trans. 1* **1979**, 1159–1165.
- Barton, D. H. R. *Aldrichimica Acta* **1990**, *23*, 3–10. (Review).
- Majetich, G.; Wheless, K. *Tetrahedron* **1995**, *51*, 7095–7129. (Review).
- Sicinski, R. R.; Perlman, K. L.; Prah, J.; Smith, C.; DeLuca, H. F. *J. Med. Chem.* **1996**, *22*, 4497–4506.
- Anikin, A.; Maslov, M.; Sieler, J.; Blaurock, S.; Baldamus, J.; Hennig, L.; Findeisen, M.; Reinhardt, G.; Oehme, R.; Welzel, P. *Tetrahedron* **2003**, *59*, 5295–5305.
- Suginome, H. *CRC Handbook of Organic Photochemistry and Photobiology* 2nd edn.; **2004**, 102/1–102/16. (Review).
- Hagan, T. J. *Barton nitrite photolysis*. In *Name Reactions for Homologations-Part I*; Li, J. J., Corey, E. J., Eds.; Wiley & Sons: Hoboken, NJ, **2009**, pp 633–647. (Review).

Batcho–Leimgruber indole synthesis

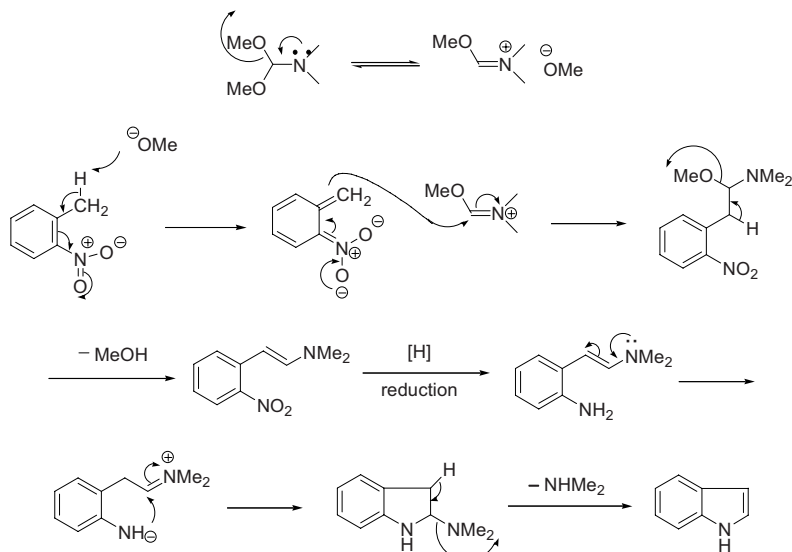
Condensation of *o*-nitrotoluene derivatives with formamide acetals, followed by reduction of the *trans*- β -dimethylamino-2-nitrostyrene to furnish indole derivatives.



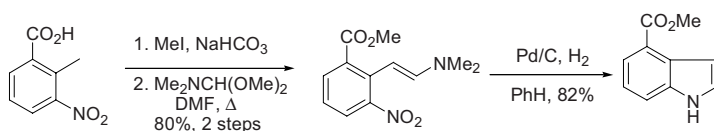
Example 1⁴

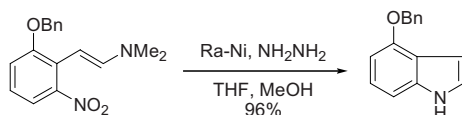
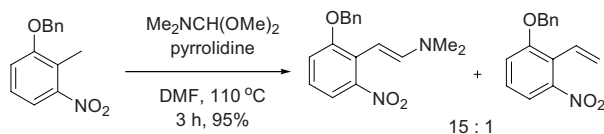
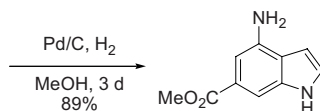
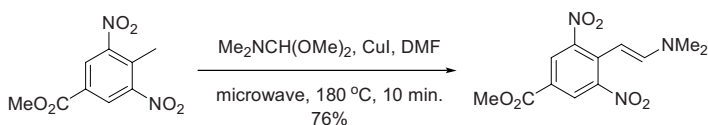


DMFDMA = *N,N*-dimethylformamide dimethyl acetal, $\text{Me}_2\text{NCH}(\text{OMe})_2$



Example 2⁴



Example 3⁵Example 4¹⁰

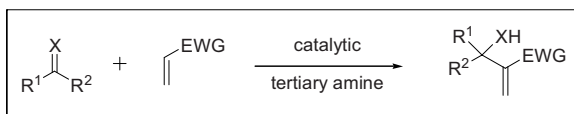
References

1. Leimgruber, W.; Batcho, A. D. *Third International Congress of Heterocyclic Chemistry: Japan*, 1971. Andrew D. Batcho and Willy Leimgruber were both chemists at HoffmannLa Roche in Nutley, NJ, USA.
2. Leimgruber, W.; Batcho, A. D. USP 3732245 1973.
3. Sundberg, R. J. *The Chemistry of Indoles*; Academic Press: New York & London, 1970. (Review).
4. Kozikowski, A. P.; Ishida, H.; Chen, Y.-Y. *J. Org. Chem.* **1980**, *45*, 3350–3352.
5. Batcho, A. D.; Leimgruber, W. *Org. Synth.* **1985**, *63*, 214–225.
6. Clark, R. D.; Repke, D. B. *Heterocycles* **1984**, *22*, 195–221. (Review).
7. Moyer, M. P.; Shiurba, J. F.; Rapoport, H. *J. Org. Chem.* **1986**, *51*, 5106–5110.
8. Siu, J.; Baxendale, I. R.; Ley, S. V. *Org. Biomol. Chem.* **2004**, *2*, 160–167.
9. Li, J.; Cook, J. M. *Batcho–Leimgruber Indole Synthesis*. In *Name Reactions in Heterocyclic Chemistry*; Li, J. J., Corey, E. J., Eds.; Wiley & Sons: Hoboken, NJ, **2005**, pp 104–109. (Review).
10. Braun, H. A.; Zall, A.; Brockhaus, M.; Schütz, M.; Meusinger, R.; Schmidt, B. *Tetrahedron Lett.* **2007**, *48*, 7990–7993.
11. Leze, M.-P.; Paluszczak, A.; Hartmann, R. W.; Le Borgne, M. *Bioorg. Med. Chem. Lett.* **2008**, *18*, 4713–4715.

Baylis–Hillman reaction

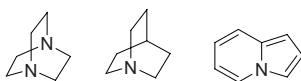
Also known as Morita–Baylis–Hillman reaction. It is a carbon–carbon bond-forming transformation of an electron-poor alkene with a carbon electrophile. Electron-poor alkenes include acrylic esters, acrylonitriles, vinyl ketones, vinyl sulfones, and acroleins. On the other hand, carbon electrophiles may be aldehydes, α -alkoxycarbonyl ketones, aldimines, and Michael acceptors.

General scheme:

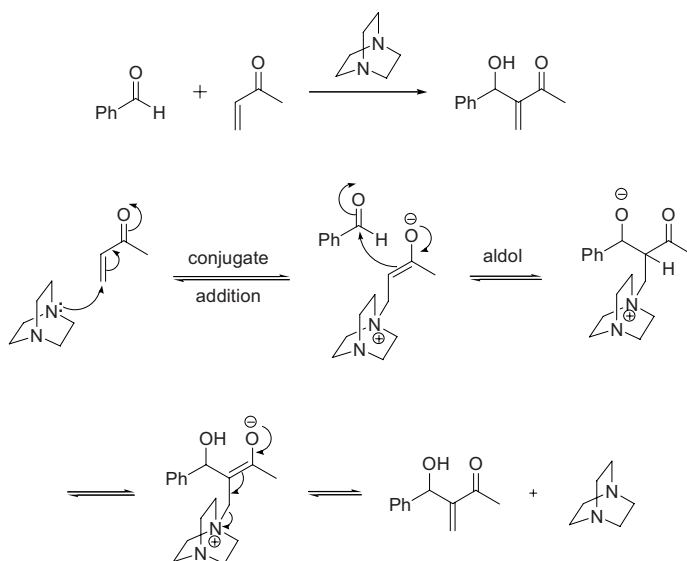


X = O, NR₂, EWG = CO₂R, COR, CHO, CN, SO₂R, SO₃R, PO(OEt)₂, CONR₂, CH₂=CHCO₂Me

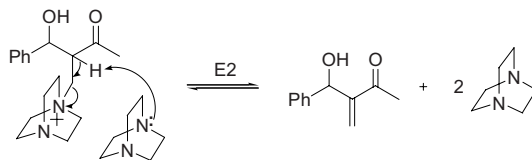
Alternative catalytic tertiary amines:



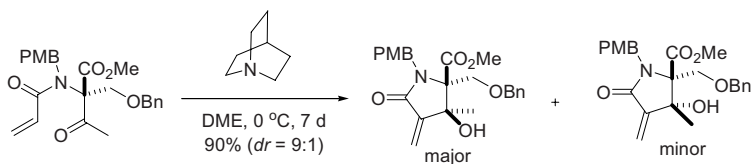
Example 1:



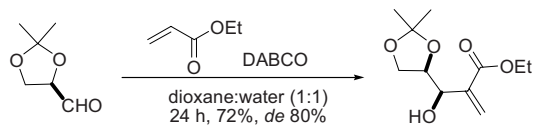
E2 (bimolecular elimination) mechanism is also operative here:



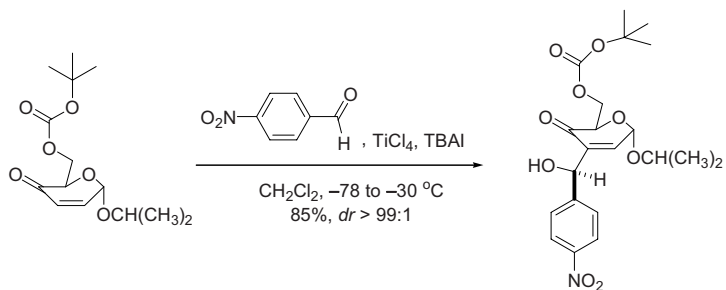
Example 2, Intramolecular Baylis–Hillman reaction⁶



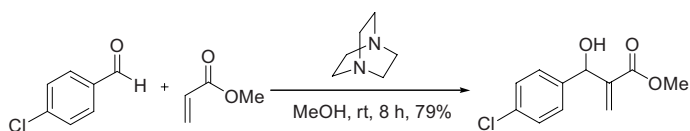
Example 3⁷

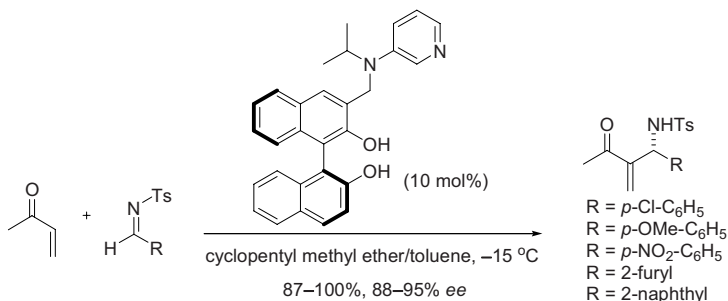


Example 4⁸



Example 5⁹



Example 6¹⁰

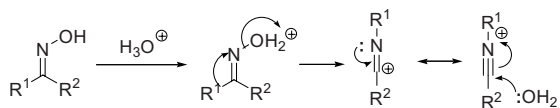
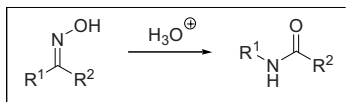
References

1. Baylis, A. B.; Hillman, M. E. D. Ger. Pat. 2,155,113, (1972). Both Anthony B. Baylis and Melville E. D. Hillman were chemists at Celanese Corp. USA.
2. Basavaiah, D.; Rao, P. D.; Hyma, R. S. *Tetrahedron* **1996**, *52*, 8001–8062. (Review).
3. Ciganek, E. *Org. React.* **1997**, *51*, 201–350. (Review).
4. Wang, L.-C.; Luis, A. L.; Agapiou, K.; Jang, H.-Y.; Krische, M. J. *J. Am. Chem. Soc.* **2002**, *124*, 2402–2403.
5. Frank, S. A.; Mergott, D. J.; Roush, W. R. *J. Am. Chem. Soc.* **2002**, *124*, 2404–2405.
6. Reddy, L. R.; Saravanan, P.; Corey, E. J. *J. Am. Chem. Soc.* **2004**, *126*, 6230–6231.
7. Krishna, P. R.; Narsingam, M.; Kannan, V. *Tetrahedron Lett.* **2004**, *45*, 4773–4775.
8. Sagar, R.; Pant, C. S.; Pathak, R.; Shaw, A. K. *Tetrahedron* **2004**, *60*, 11399–11406.
9. Mi, X.; Luo, S.; Cheng, J.-P. *J. Org. Chem.* **2005**, *70*, 2338–2341.
10. Matsui, K.; Takizawa, S.; Sasai, H. *J. Am. Chem. Soc.* **2005**, *127*, 3680–3681.
11. Price, K. E.; Broadwater, S. J.; Jung, H. M.; McQuade, D. T. *Org. Lett.* **2005**, *7*, 147–150. A novel mechanism involving a hemiacetal intermediate is proposed.
12. Limberakis, C. *Morita–Baylis–Hillman reaction*. In *Name Reactions for Homologations-Part I*; Li, J. J., Corey, E. J., Eds.; Wiley & Sons: Hoboken, NJ, **2009**, pp 350–380. (Review).

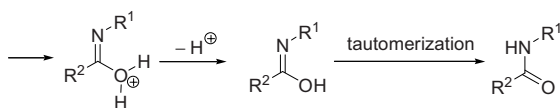
Beckmann rearrangement

Acid-mediated isomerization of oximes to amides.

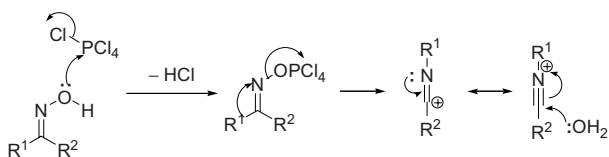
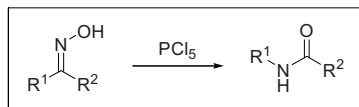
In protic acid:



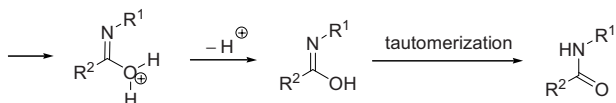
the substituent *trans* to the leaving group migrates



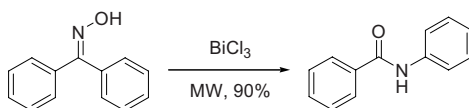
With PCl_5 :


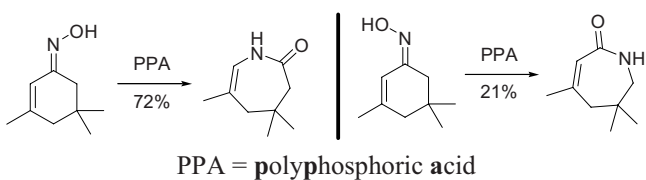
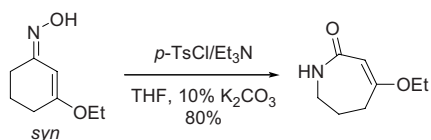


Again, the substituent *trans* to the leaving group migrates

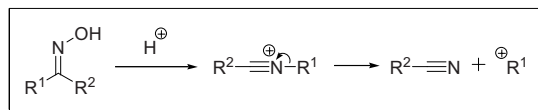
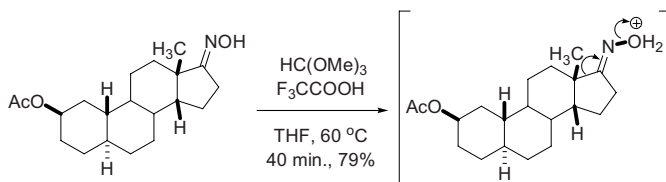


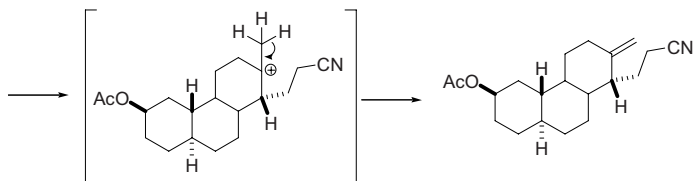
Example 1, Microwave (MW) reaction³



Example 2⁴Example 3⁶Example 4⁸

Abnormal Beckmann rearrangement is when the migrating substituent fragment (e.g., R^1) departs from the intermediate, leaving a nitrile as a stable product.

Example 1⁹

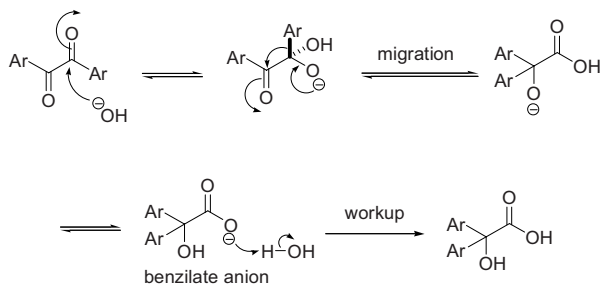
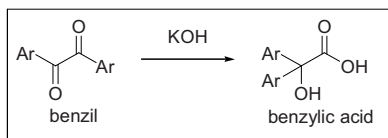


References

1. Beckmann, E. *Chem. Ber.* **1886**, *89*, 988. Ernst Otto Beckmann (1853–1923) was born in Solingen, Germany. He studied chemistry and pharmacy at Leipzig. In addition to the Beckmann rearrangement of oximes to amides, his name is associated with the Beckmann thermometer, used to measure freezing and boiling point depressions to determine the molecular weights.
2. Gawley, R. E. *Org. React.* **1988**, *35*, 1–420. (Review).
3. Thakur, A. J.; Boruah, A.; Prajapati, D.; Sandhu, J. S. *Synth. Commun.* **2000**, *30*, 2105–2011.
4. Khodaei, M. M.; Meybodi, F. A.; Rezai, N.; Salehi, P. *Synth. Commun.* **2001**, *31*, 2047–2050.
5. Torisawa, Y.; Nishi, T.; Minamikawa, J.-i. *Bioorg. Med. Chem. Lett.* **2002**, *12*, 387–390.
6. Hilmey, D. G.; Paquette, L. A. *Org. Lett.* **2005**, *7*, 2067–2069.
7. Fernández, A. B.; Boronat, M.; Blasco, T.; Corma, A. *Angew. Chem., Int. Ed.* **2005**, *44*, 2370–2373.
8. Collison, C. G.; Chen, J.; Walvoord, R. *Synthesis* **2006**, 2319–2322.
9. Wang, C.; Rath, N. P.; Covey, D. F. *Tetrahedron* **2007**, *63*, 7977–7984.
10. Kumar, R. R.; Vanitha, K. A.; Balasubramanian, M. *Beckmann rearrangement. In Name Reactions for Homologations-Part II*; Li, J. J., Corey, E. J., Eds.; Wiley & Sons: Hoboken, NJ, **2009**, pp 274–292. (Review).

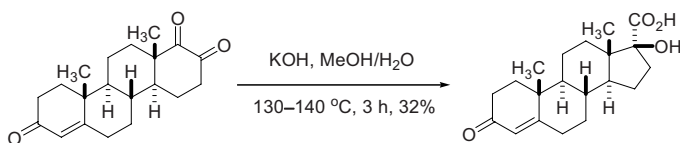
Benzilic acid rearrangement

Rearrangement of benzil to benzylic acid *via* aryl migration.

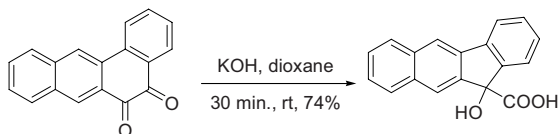


Final deprotonation of the carboxylic acid drives the reaction forward.

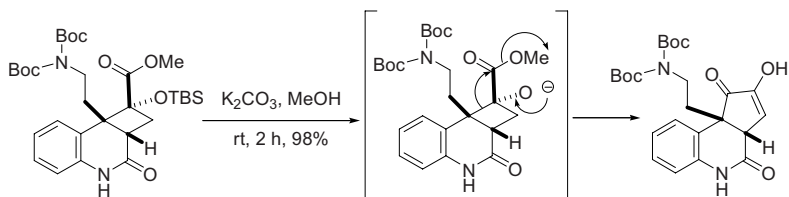
Example 1³



Example 2⁶



Example 3, Retro-benzilic acid rearrangement⁷

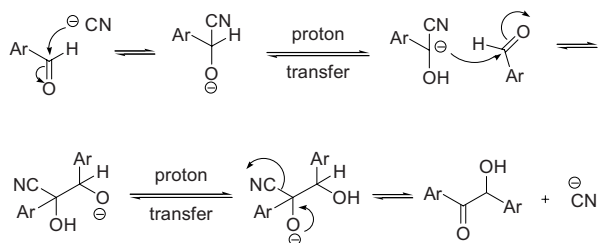
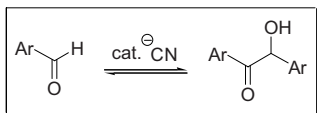


References

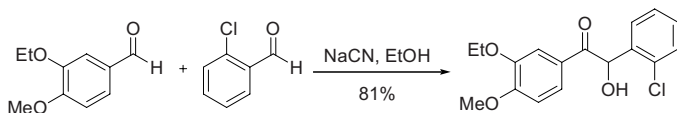
1. Liebig, J. *Justus Liebigs Ann. Chem.* **1838**, *27*. Justus von Liebig (1803–1873) pursued his Ph.D. in organic chemistry in Paris under the tutelage of Joseph Louis Gay-Lussac (1778–1850). He was appointed the Chair of Chemistry at Giessen University, which incited a furious jealousy amongst several of the professors already working there because he was so young. Fortunately, time would prove the choice was a wise one for the department. Liebig would soon transform Giessen from a sleepy university to the Mecca of organic chemistry in Europe. Liebig is now considered the father of organic chemistry. Many classic name reactions were published in the journal that still bears his name, *Justus Liebigs Annalen der Chemie*.²
2. Zinin, N. *Justus Liebigs Ann. Chem.* **1839**, *31*, 329.
3. Georgian, V.; Kundu, N. *Tetrahedron* **1963**, *19*, 1037–1049.
4. Robinson, J. M.; Flynn, E. T.; McMahan, T. L.; Simpson, S. L.; Trisler, J. C.; Conn, K. B. *J. Org. Chem.* **1991**, *56*, 6709–6712.
5. Fohlisch, B.; Radl, A.; Schwetzler-Raschke, R.; Henkel, S. *Eur. J. Org. Chem.* **2001**, 4357–4365.
6. Patra, A.; Ghorai, S. K.; De, S. R.; Mal, D. *Synthesis* **2006**, *15*, 2556–2562.
7. Selig, P.; Bach, T. *Angew. Chem., Int. Ed.* **2008**, *47*, 5082–5084.
8. Kumar, R. R.; Balasubramanian, M. *Benzilic Acid Rearrangement*. In *Name Reactions for Homologations-Part II*; Li, J. J., Corey, E. J., Eds.; Wiley & Sons: Hoboken, NJ, **2009**, pp 395–405. (Review).

Benzoin condensation

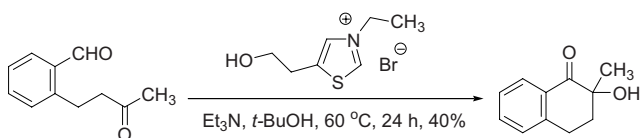
Cyanide-catalyzed condensation of aryl aldehyde to benzoin. Now cyanide is mostly replaced by a thiazolium salt. *Cf.* Stetter reaction.



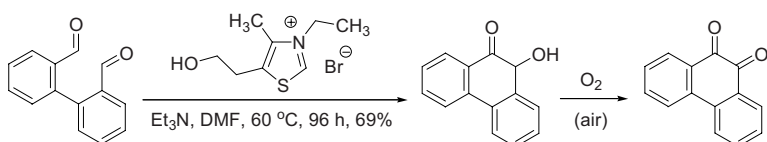
Example 1²

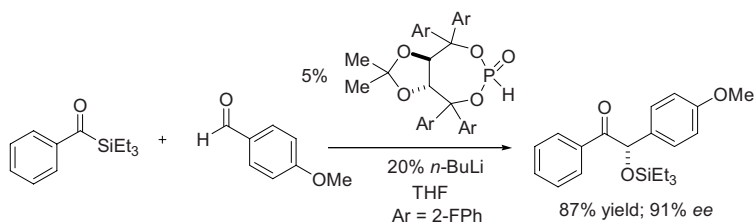
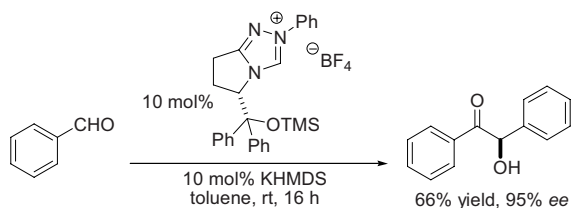


Example 2⁷



Example 3⁷



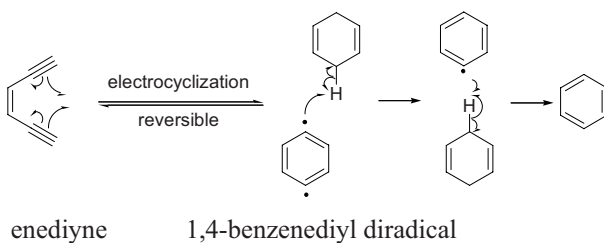
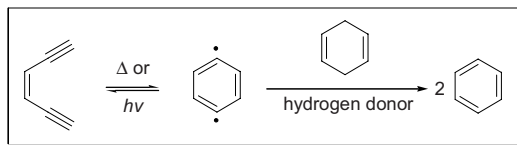
Example 4⁹Example 5¹⁰

References

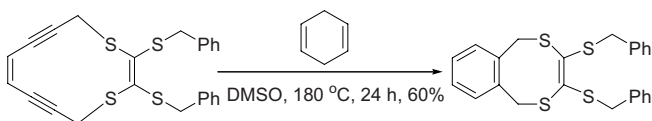
1. Lapworth, A. J. *J. Chem. Soc.* **1903**, 83, 995–1005. Arthur Lapworth (1872–1941) was born in Scotland. He was one of the great figures in the development of the modern view of the mechanism of organic reactions. Lapworth investigated the benzoin condensation at the Chemical Department, The Goldsmiths' Institute, New Cross, UK.
2. Buck, J. S.; Ide, W. S. *J. Am. Chem. Soc.* **1932**, 54, 3302–3309.
3. Ide, W. S.; Buck, J. S. *Org. React.* **1948**, 4, 269–304. (Review).
4. Stetter, H.; Kuhlmann, H. *Org. React.* **1991**, 40, 407–496. (Review).
5. White, M. J.; Leeper, F. J. *J. Org. Chem.* **2001**, 66, 5124–5131.
6. Hachisu, Y.; Bode, J. W.; Suzuki, K. *J. Am. Chem. Soc.* **2003**, 125, 8432–8433.
7. Enders, D.; Niemeier, O. *Synlett* **2004**, 2111–2114.
8. Johnson, J. S. *Angew. Chem., Int. Ed.* **2004**, 43, 1326–1328. (Review).
9. Linghu, X.; Potnick, J. R.; Johnson, J. S. *J. Am. Chem. Soc.* **2004**, 126, 3070–3071.
10. Enders, D.; Han, J. *Tetrahedron: Asymmetry* **2008**, 19, 1367–1371.
11. Cee, V. J. *Benzoin condensation*. In *Name Reactions for Homologations-Part I*; Li, J., Corey, E. J., Eds.; Wiley & Sons: Hoboken, NJ, **2009**, pp381–392. (Review).

Bergman cyclization

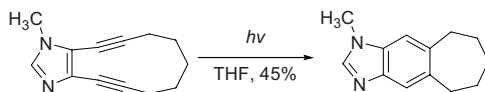
1,4-Benzenediyl diradical formation from enediyne *via* electrocyclicization.



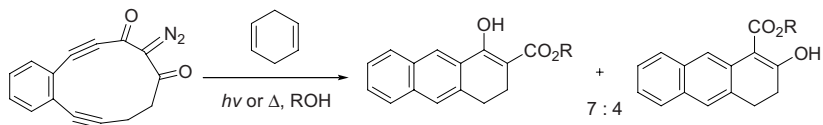
Example 1⁶

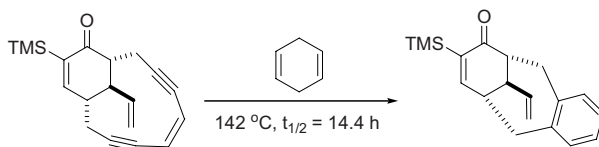


Example 2⁷



Example 3, Wolff rearrangement followed by the Bergman cyclization⁸



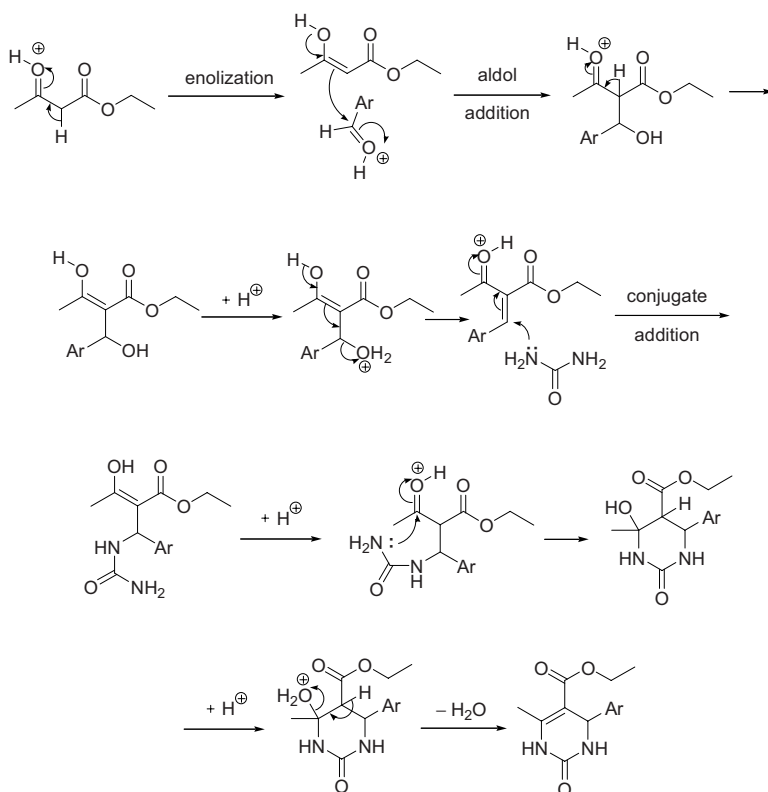
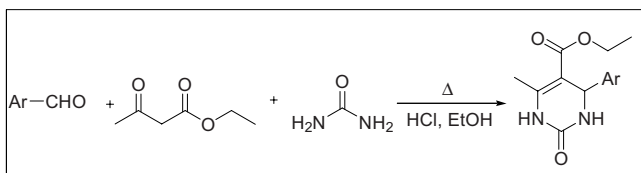
Example 4¹⁰

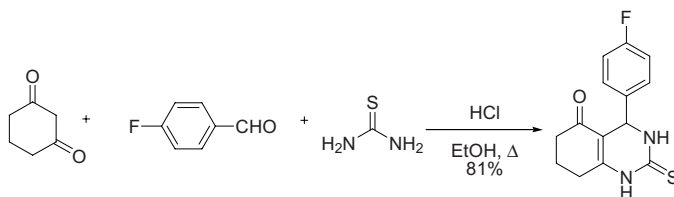
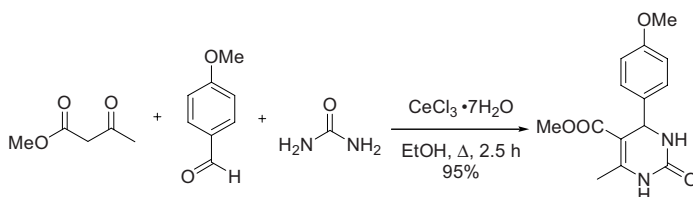
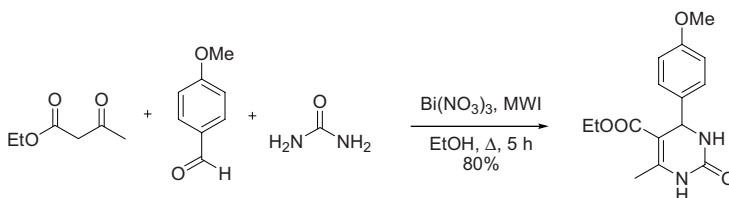
References

1. Jones, R. R.; Bergman, R. G. *J. Am. Chem. Soc.* **1972**, *94*, 660–661. Robert G. Bergman (1942–) is a professor at the University of California, Berkeley. His discovery of the Bergman cyclization was completed far in advance of the discovery of ene-diyne's anti-cancer properties.
2. Bergman, R. G. *Acc. Chem. Res.* **1973**, *6*, 25–31. (Review).
3. Myers, A. G.; Proteau, P. J.; Handel, T. M. *J. Am. Chem. Soc.* **1988**, *110*, 7212–7214.
4. Yus, M.; Foubelo, F. *Rec. Res. Dev. Org. Chem.* **2002**, *6*, 205–280. (Review).
5. Basak, A.; Mandal, S.; Bag, S. S. *Chem. Rev.* **2003**, *103*, 4077–4094. (Review).
6. Bhattacharyya, S.; Pink, M.; Baik, M.-H.; Zaleski, J. M. *Angew. Chem., Int. Ed.* **2005**, *44*, 592–595.
7. Zhao, Z.; Peacock, J. G.; Gubler, D. A.; Peterson, M. A. *Tetrahedron Lett.* **2005**, *46*, 1373–1375.
8. Karpov, G. V.; Popik, V. V. *J. Am. Chem. Soc.* **2007**, *129*, 3792–3793.
9. Kar, M.; Basak, A. *Chem. Rev.* **2007**, *107*, 2861–2890. (Review).
10. Lavy, S.; Pérez-Luna, A.; Kündig, E. P. *Synlett* **2008**, 2621–2624.
11. Pandithavidana, D. R.; Poloukhine, A.; Popik, V. V. *J. Am. Chem. Soc.* **2009**, *131*, 351–356.

Biginelli pyrimidone synthesis

One-pot condensation of an aromatic aldehyde, urea, and β -dicarbonyl compound in the acidic ethanolic solution and expansion of such a condensation thereof. It belongs to a class of transformations called multicomponent reactions (MCRs).



Example 1⁴Example 2⁵Example 3, Microwave-induced Biginelli condensation (MWI = microwave irradiation)⁹

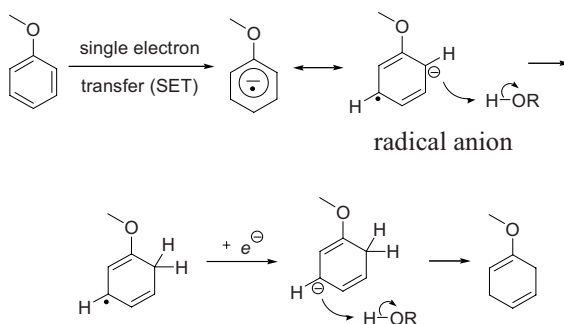
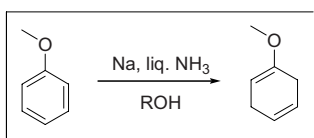
References

1. Biginelli, P. *Ber.* **1891**, *24*, 1317. Pietro Biginelli was at Lab. chim. della Sanita pubbl. In Roma, Italy.
2. Kappe, C. O. *Tetrahedron* **1993**, *49*, 6937–6963. (Review).
3. Kappe, C. O. *Acc. Chem. Res.* **2000**, *33*, 879–888. (Review).
4. Kappe, C. O. *Eur. J. Med. Chem.* **2000**, *35*, 1043–1052. (Review).
5. Ghorab, M. M.; Abdel-Gawad, S. M.; El-Gaby, M. S. A. *Farmaco* **2000**, *55*, 249–255.
6. Bose, D. S.; Fatima, L.; Mereyala, H. B. *J. Org. Chem.* **2003**, *68*, 587–590.
7. Kappe, C. O.; Stadler, A. *Org. React.* **2004**, *68*, 1–116. (Review).
8. Limberakis, C. *Biginelli Pyrimidone Synthesis*. In *Name Reactions in Heterocyclic Chemistry*; Li, J. J., Corey, E. J., Eds.; Wiley & Sons: Hoboken, NJ, **2005**, pp 509–520. (Review).
9. Banik, B. K.; Reddy, A. T.; Datta, A.; Mukhopadhyay, C. *Tetrahedron Lett.* **2007**, *48*, 7392–7394.

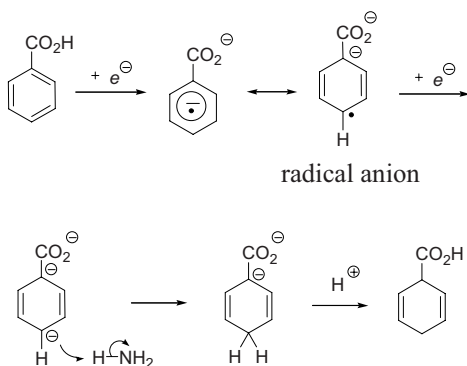
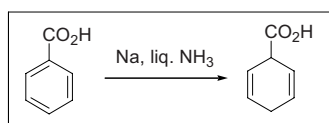
Birch reduction

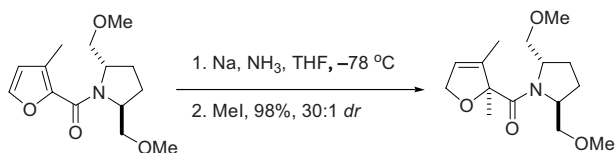
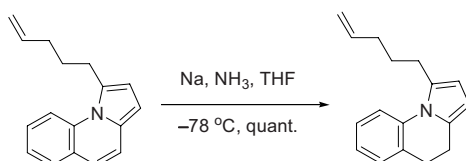
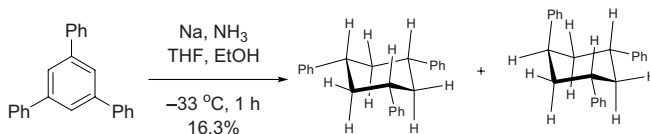
The Birch reduction is the 1,4-reduction of aromatics to their corresponding cyclohexadienes by alkali metals (Li, K, Na) dissolved in liquid ammonia in the presence of an alcohol.

Benzene ring bearing an electron-donating substituent:



Benzene ring with an electron-withdrawing substituent:



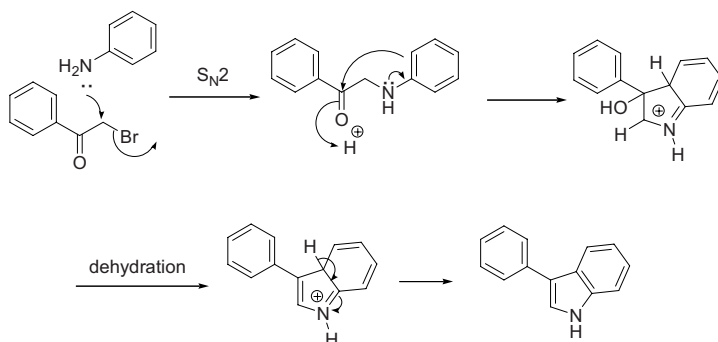
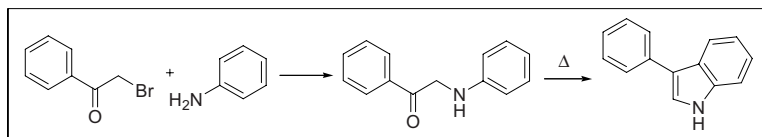
Example 1⁴Example 2⁷Example 3⁸

References

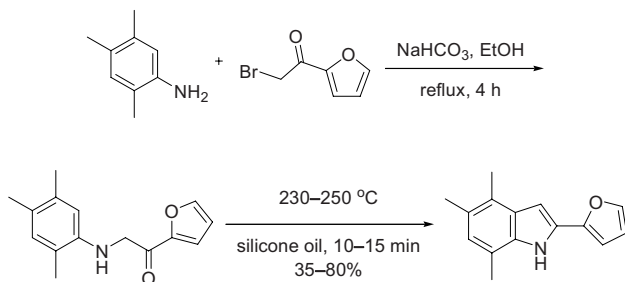
1. Birch, A. J. *J. Chem. Soc.* **1944**, 430–436. Arthur Birch (1915–1995), an Australian, developed the “Birch reduction” at Oxford University during WWII in Robert Robinson’s laboratory. The Birch reduction was instrumental to the discovery of the birth control pill and many other drugs.
2. Rabideau, P. W.; Marcinow, Z. *Org. React.* **1992**, *42*, 1–334. (Review).
3. Birch, A. J. *Pure Appl. Chem.* **1996**, *68*, 553–556. (Review).
4. Donohoe, T. J.; Guillermin, J.-B.; Calabrese, A. A.; Walter, D. S. *Tetrahedron Lett.* **2001**, *42*, 5841–5844.
5. Pellissier, H.; Santelli, M. *Org. Prep. Proced. Int.* **2002**, *34*, 611–642. (Review).
6. Subba Rao, G. S. R. *Pure Appl. Chem.* **2003**, *75*, 1443–1451. (Review).
7. Kim, J. T.; Gevorgyan, V. *J. Org. Chem.* **2005**, *70*, 2054–2059.
8. Gealis, J. P.; Müller-Bunz, H.; Ortin, Y.; Condell, M.; Casey, M.; McGlinchey, M. J. *Chem. Eur. J.* **2008**, *14*, 1552–1560.

Bischler–Möhlau indole synthesis

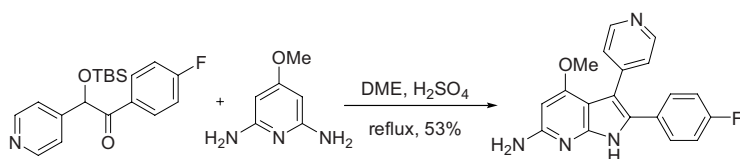
The Bischler–Möhlau indole synthesis, also known as the Bischler indole synthesis, refers to the synthesis of 3-arylindoles from the cyclization of ω -arylamino-ketones and excess anilines.

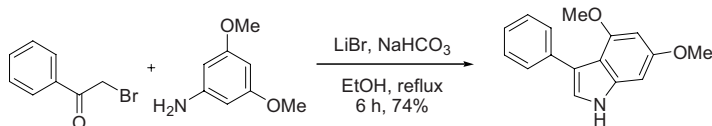
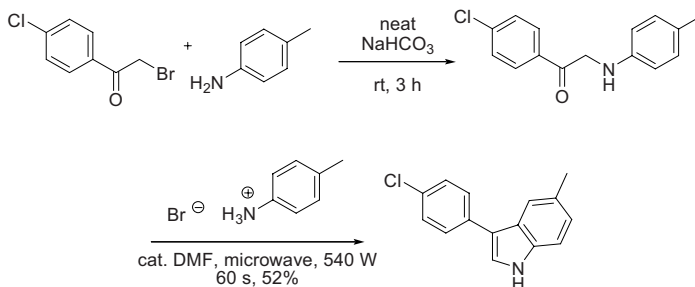


Example 1⁵



Example 2⁹



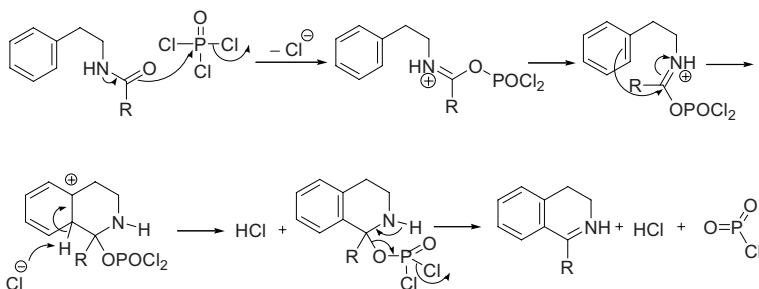
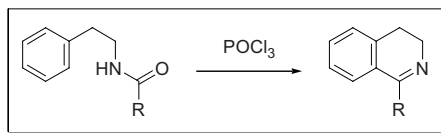
Example 3¹⁰Example 4, Microwave-assisted, solvent-free Bischler indole synthesis¹¹

References

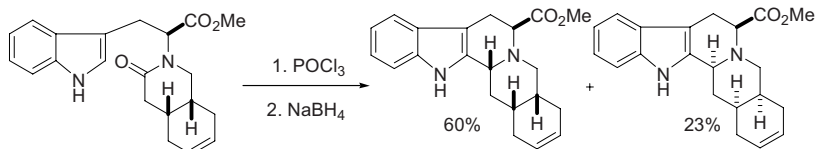
1. Möhlau, R. *Ber.* **1881**, *14*, 171–175.
2. Bischler, A.; Fireman, P. *Ber.* **1893**, *26*, 1346–1349.
3. Sundberg, R. J. *The Chemistry of Indoles*; Academic Press: New York, **1970**, pp 164. (Book).
4. Buu-Hoï, N. P.; Saint-Ruf, G.; Deschamps, D.; Bigot, P. *J. Chem. Soc. (C)* **1971**, 2606–2609.
5. Houlihan, W. J., Ed.; *The Chemistry of Heterocyclic Compounds, Indoles (Part 1)*, Wiley & Sons: New York, **1972**. (Book).
6. Bigot, P.; Saint-Ruf, G.; Buu-Hoï, N. P. *J. Chem. Soc., Perkin 1* **1972**, 2573–2576.
7. Bancroft, K. C. C.; Ward, T. J. *J. Chem. Soc., Perkin 1* **1974**, 1852–1858.
8. Coïc, J. P.; Saint-Ruf, G.; Brown, K. *J. Heterocycl. Chem.* **1978**, *15*, 1367–1371.
9. Henry, J. R.; Dodd, J. H. *Tetrahedron Lett.* **1998**, *39*, 8763–8764.
10. Pchalek, K.; Jones, A. W.; Wekking, M. M. T.; Black, D. S. C. *Tetrahedron* **2005**, *61*, 77–82.
11. Sridharan, V.; Perumal, S.; Avendaño, C.; Menéndez, J. C. *Synlett* **2006**, 91–95.

Bischler–Napieralski reaction

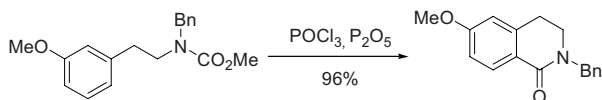
Dihydroisoquinolines from β -phenethylamides in refluxing phosphorus oxychloride.



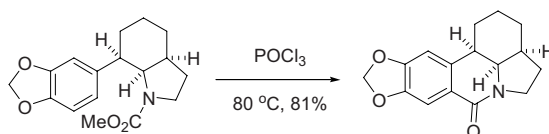
Example 1²

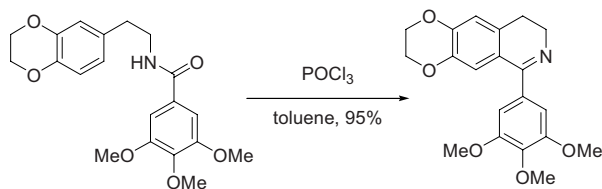
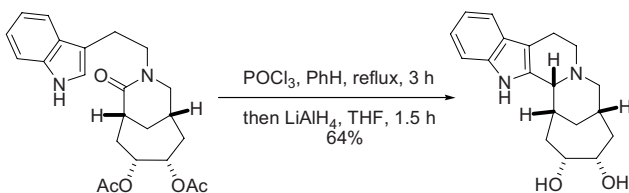


Example 2⁴



Example 3⁶



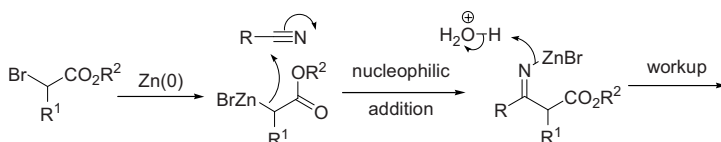
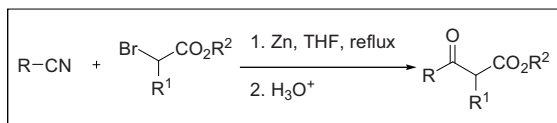
Example 4⁷Example 5⁹

References

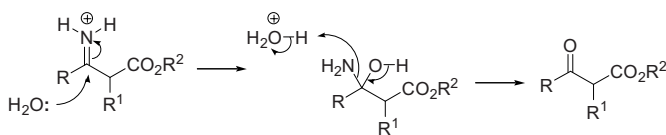
1. Bischler, A.; Napieralski, B. *Ber.* **1893**, *26*, 1903–1908. Augustus Bischler (1865–1957) was born in Southern Russia. He studied in Zurich with Arthur Hantzsch. He discovered the Bischler–Napieralski reaction while studying alkaloids at Basel Chemical Works, Switzerland with his coworker, B. Napieralski.
2. Aubé, J.; Ghosh, S.; Tanol, M. *J. Am. Chem. Soc.* **1994**, *116*, 9009–9018.
3. Sotomayor, N.; Domínguez, E.; Lete, E. *J. Org. Chem.* **1996**, *61*, 4062–4072.
4. Wang, X.-j.; Tan, J.; Grozinger, K. *Tetrahedron Lett.* **1998**, *39*, 6609–6612.
5. Ishikawa, T.; Shimooka, K.; Narioka, T.; Noguchi, S.; Saito, T.; Ishikawa, A.; Yamazaki, E.; Harayama, T.; Seki, H.; Yamaguchi, K. *J. Org. Chem.* **2000**, *65*, 9143–9151.
6. Banwell, M. G.; Harvey, J. E.; Hockless, D. C. R.; Wu, A. W. *J. Org. Chem.* **2000**, *65*, 4241–4250.
7. Capilla, A. S.; Romero, M.; Pujol, M. D.; Caignard, D. H.; Renard, P. *Tetrahedron* **2001**, *57*, 8297–8303.
8. Wolfe, J. P. *Bischler–Napieralski Reaction*. In *Name Reactions in Heterocyclic Chemistry*; Li, J. J., Corey, E. J., Eds.; Wiley & Sons: Hoboken, NJ, **2005**, pp 376–385. (Review).
9. Ho, T.-L.; Lin, Q.-x. *Tetrahedron* **2008**, *64*, 10401–10405.
10. Csomós, P.; Fodor, L.; Bernáth, G.; Csámpai, A.; Sohár, P. *Tetrahedron* **2009**, *65*, 1475–1480.

Blaise reaction

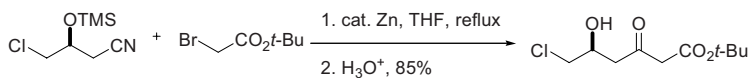
β -Ketoesters from nitriles, α -haloesters and Zn. Cf. Reformatsky reaction.



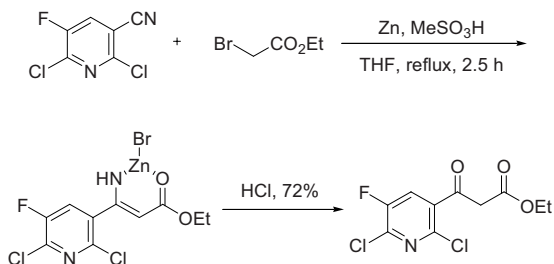
The Zn enolate itself is a *C*-enolate (in the crystal form), but for the reaction to occur, it equilibrates back into an *O*-enolate

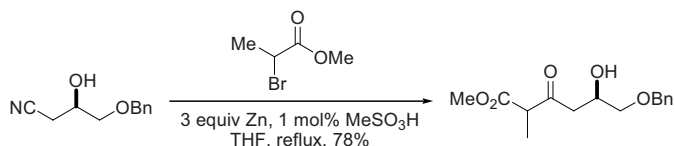


Example 1, Preparation of the statin side chain⁵

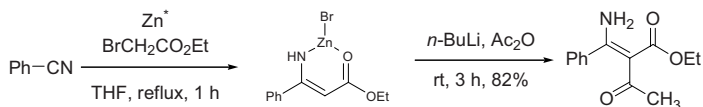


Example 2⁶



Example 3⁷

Example 4, The first chemoselective tandem acylation of the Blaise reaction intermediate⁹

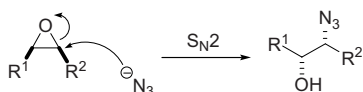
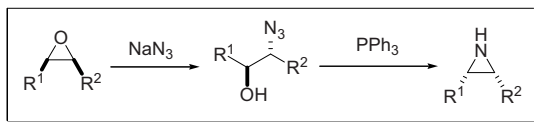


References

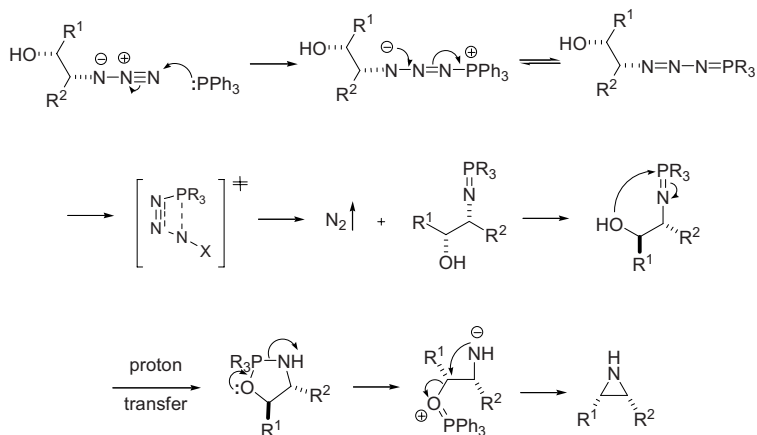
1. (a) Blaise, E. E. *C. R. Hebd. Seances Acad. Sci.* **1901**, 132, 478–480. (b) Blaise, E. E. *C. R. Hebd. Seances Acad. Sci.* **1901**, 132, 978–980. Blaise was at Institut Chimique de Nancy, France.
2. Beard, R. L.; Meyers, A. I. *J. Org. Chem.* **1991**, 56, 2091–2096.
3. Deutsch, H. M.; Ye, X.; Shi, Q.; Liu, Z.; Schweri, M. M. *Eur. J. Med. Chem.* **2001**, 36, 303–311.
4. Creemers, A. F. L.; Lugtenburg, J. *J. Am. Chem. Soc.* **2002**, 124, 6324–6334.
5. Shin, H.; Choi, B. S.; Lee, K. K.; Choi, H.-w.; Chang, J. H.; Lee, K. W.; Nam, D. H.; Kim, N.-S. *Synthesis* **2004**, 2629–2632.
6. Choi, B. S.; Chang, J. H.; Choi, H.-w.; Kim, Y. K.; Lee, K. K.; Lee, K. W.; Lee, J. H.; Heo, T.; Nam, D. H.; Shin, H. *Org. Proc. Res. Dev.* **2005**, 9, 311–313.
7. Pospíšil, J.; Markó, I. E. *J. Am. Chem. Soc.* **2007**, 129, 3516–3517.
8. Rao, H. S. P.; Rafi, S.; Padmavathy, K. *Tetrahedron* **2008**, 64, 8037–8043. (Review).
9. Chun, Y. S.; Lee, S.-g.; Ko, Y. O.; Shin, H. *Chem. Commun.* **2008**, 5098–5100.

Blum–Ittah aziridine synthesis

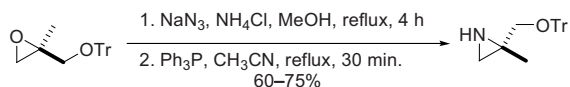
Ring opening of oxiranes using azide followed by PPh₃-reduction of the intermediate azido-alcohol to give the corresponding aziridines.



Regardless of the regioselectivity of the S_N2 reaction of the azide, the ultimate stereochemical outcome for the aziridine is the same.

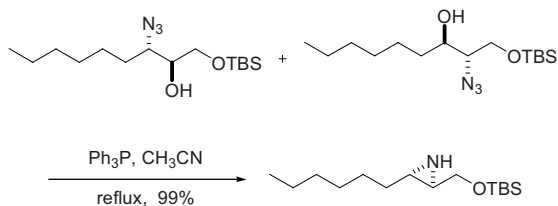
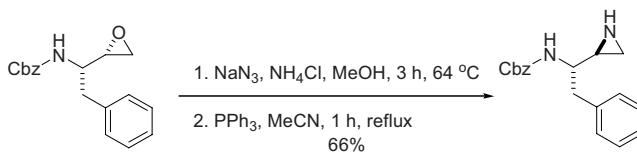
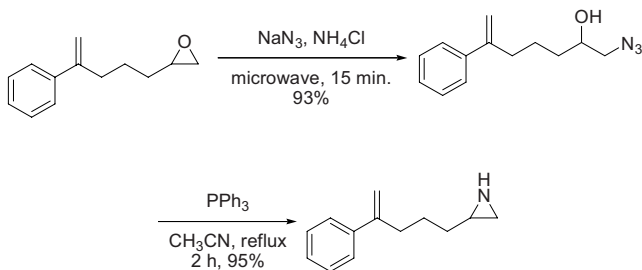


Example 1³



Example 2⁵



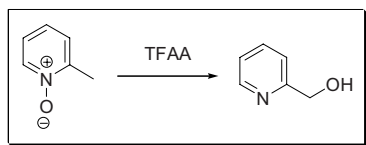
Example 3⁷Example 4⁸

References

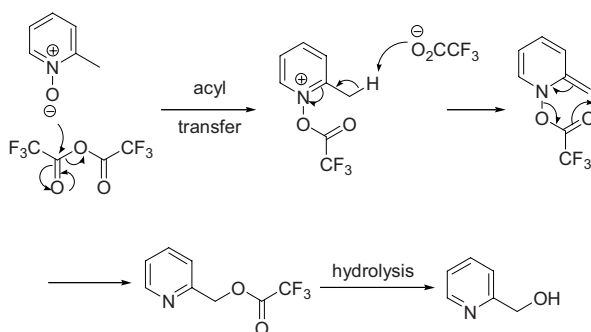
1. Ittah, Y.; Sasson, Y.; Shahak, I.; Tsaroom, S.; Blum, J. *J. Org. Chem.* **1978**, *43*, 4271–4273. Jochanan Blum is a professor at The Hebrew University in Jerusalem, Israel.
2. Tanner, D.; Somfai, P. *Tetrahedron Lett.* **1987**, *28*, 1211–1214.
3. Wipf, P.; Venkatraman, S.; Miller, C. P. *Tetrahedron Lett.* **1995**, *36*, 3639–3642.
4. Fürmeier, S.; Metzger, J. O. *Eur. J. Org. Chem.* **2003**, 649–659.
5. Oh, K.; Parsons, P. J.; Cheshire, D. *Synlett* **2004**, 2771–2775.
6. Serafin, S. V.; Zhang, K.; Aurelio, L.; Hughes, A. B.; Morton, T. H. *Org. Lett.* **2004**, *6*, 1561–1564.
7. Torrado, A. *Tetrahedron Lett.* **2006**, *47*, 7097–7100.
8. Pulipaka, A. B.; Bergmeier, S. C. *J. Org. Chem.* **2008**, *73*, 1462–1467.

Boeckelheide reaction

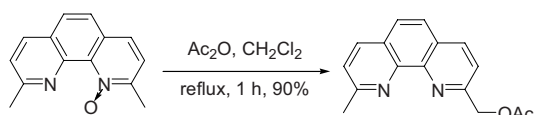
Treatment of 2-methylpyridine *N*-oxide with trifluoroacetic anhydride, or acetic, anhydride gives rise to 2-hydroxymethylpyridine.



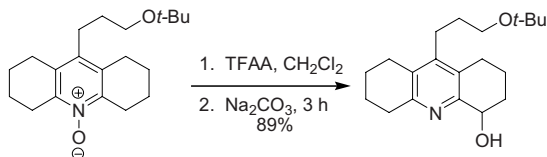
TFAA, trifluoroacetic anhydride



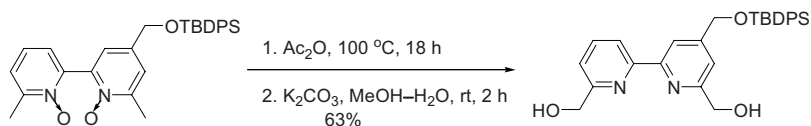
Example 1⁴

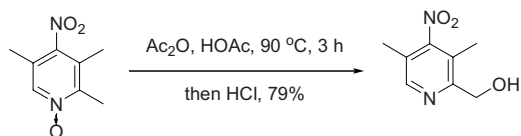


Example 2⁶



Example 3⁸



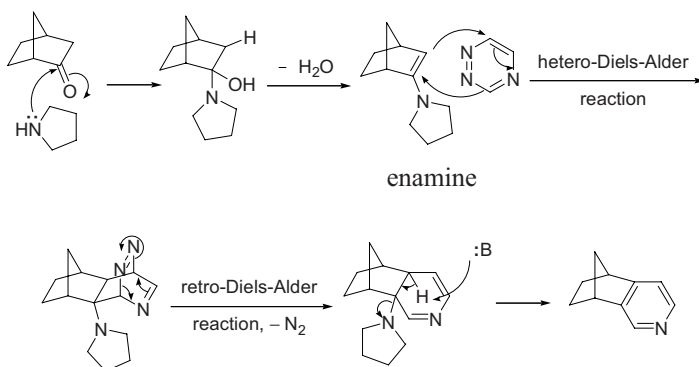
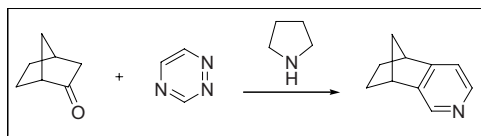
Example 4⁹

References

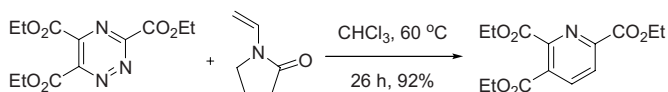
1. Boekelheide, V.; Linn, W. J. *J. Am. Chem. Soc.* **1954**, *76*, 1286–1291. Virgil Boekelheide (1919–2003) was a professor at the University of Oregon.
2. Boekelheide, V.; Harrington, D. L. *Chem. Ind.* **1955**, 1423–1424.
3. Katritzky, A. R.; Lagowski, J. M. *Chemistry of the Heterocyclic N-Oxides*, Academic Press: NY, **1971**. (Review).
4. Newkome, G. R.; Theriot, K. J.; Gupta, V. K.; Fronczek, F. R.; Baker, G. R. *J. Org. Chem.* **1989**, *54*, 1766–1769.
5. Katritzky, A. R.; Lam, J. N. *Heterocycles* **1992**, *33*, 1011–1049. (Review).
6. Fontenas, C.; Bejan, E.; Haddou, H. A.; Balavoine, G. G. A. *Synth. Commun.* **1995**, *25*, 629–633.
7. Galatsis, P. *Boekelheide Reaction*. In *Name Reactions in Heterocyclic Chemistry*; Li, J. J., Corey, E. J., Eds.; Wiley & Sons: Hoboken, NJ, **2005**, pp 340–349. (Review).
8. Havas, F.; Danel, M.; Galaup, C.; Tisnès, P.; Picard, C. *Tetrahedron Lett.* **2007**, *48*, 999–1002.
9. Dai, L.; Fan, D.; Wang, X.; Chen, Y. *Synth. Commun.* **2008**, *38*, 576–582.

Boger pyridine synthesis

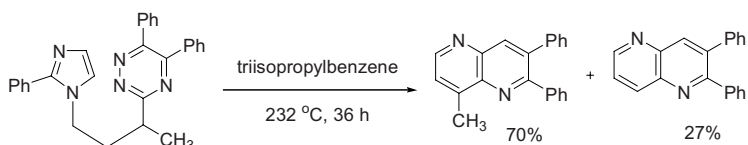
Pyridine synthesis *via* hetero-Diels–Alder reaction of 1,2,4-triazines and dienophiles (e.g., enamine) followed by extrusion of N₂.

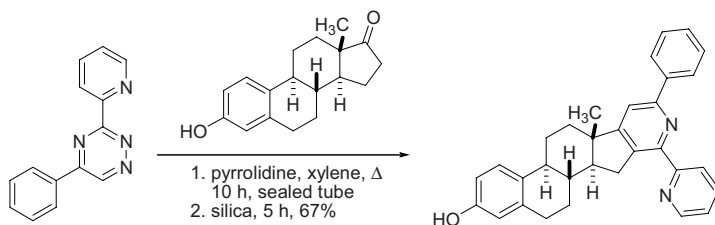
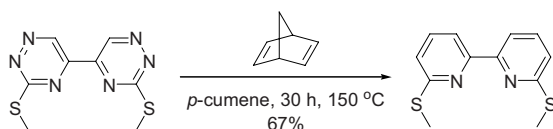


Example 1³



Example 2, Intramolecular Boger pyridine synthesis⁸



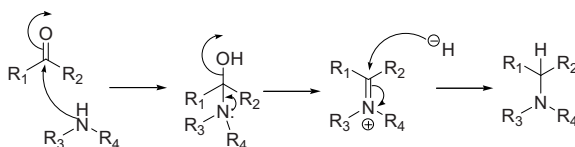
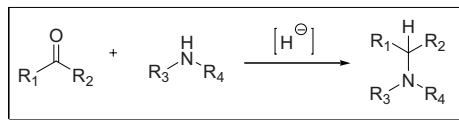
Example 3¹⁰Example 4¹¹

References

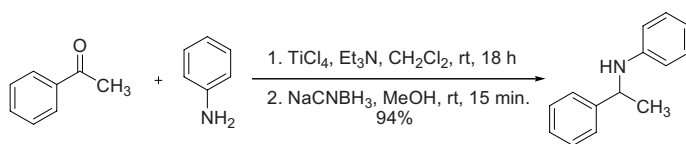
1. Boger, D. L.; Panek, J. S. *J. Org. Chem.* **1981**, *46*, 2179–2182. Dale Boger obtained his Ph.D. under Elias J. Corey at Harvard University in 1980. He started his independent career at the University of Kansas, moving onto Purdue University, and currently he is a professor at The Scripps Research Institute.
2. Boger, D. L. *Tetrahedron* **1983**, *39*, 2869–2939. (Review).
3. Boger, D. L.; Panek, J. S.; Yasuda, M. *Org. Synth.* **1988**, *66*, 142–150.
4. Boger, D. L. In *Comprehensive Organic Synthesis*; Trost, B. M.; Fleming, I., Eds.; Pergamon, **1991**, Vol. 5, 451–512. (Review).
5. Behforouz, M.; Ahmadian, M. *Tetrahedron* **2000**, *56*, 5259–5288. (Review).
6. Buonora, P.; Olsen, J.-C.; Oh, T. *Tetrahedron* **2001**, *57*, 6099–6138. (Review).
7. Jayakumar, S.; Ishar, M. P. S.; Mahajan, M. P. *Tetrahedron* **2002**, *58*, 379–471. (Review).
8. Lahue, B. R.; Lo, S.-M.; Wan, Z.-K.; Woo, G. H. C.; Snyder, J. K. *J. Org. Chem.* **2006**, *69*, 7171–7182.
9. Galatsis, P. *Boger Reaction*. In *Name Reactions in Heterocyclic Chemistry*; Li, J. J., Corey, E. J., Eds.; Wiley & Sons: Hoboken, NJ, **2005**, pp 323–339. (Review).
10. Catozzi, N.; Bromley, W. J.; Wasnaire, P.; Gibson, M.; Taylor, R. J. K. *Synlett* **2007**, 2217–2221.
11. Lawecka, J.; Bujnicki, B.; Drabowicz, J.; Rykowski, A. *Tetrahedron Lett.* **2008**, *49*, 719–722.

Borch reductive amination

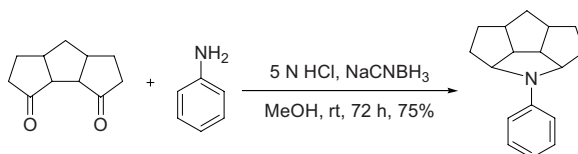
Reduction (often using NaCNBH_3) of the imine, formed by an amine and a carbonyl, to afford the corresponding amine—basically, reductive amination.



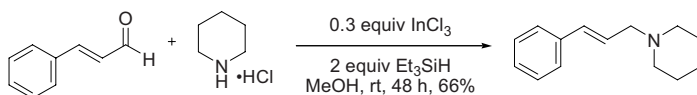
Example 1⁴

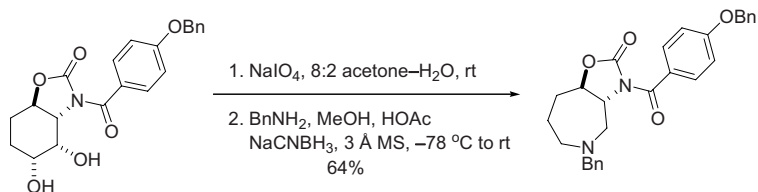


Example 2⁵



Example 3⁸



Example 4⁹

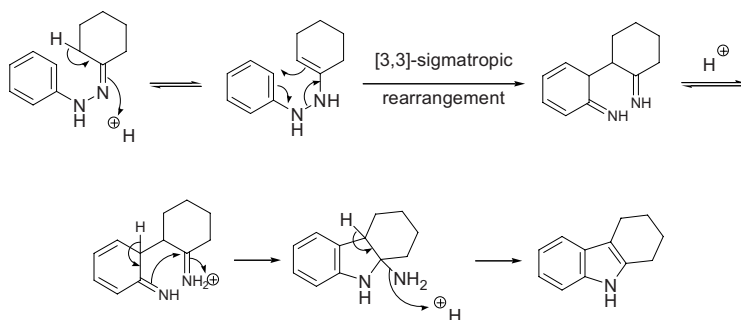
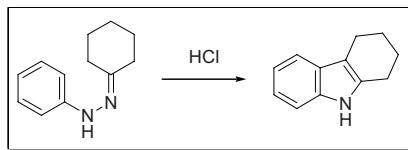
References

1. Borch, R. F.; Durst, H. D. *J. Am. Chem. Soc.* **1969**, *91*, 3996–3997. Richard F. Borch, born in Cleveland, Ohio, was a professor at the University of Minnesota.
2. Borch, R. F.; Bernstein, M. D.; Durst, H. D. *J. Am. Chem. Soc.* **1971**, *93*, 2897–2904.
3. Borch, R. F.; Ho, B. C. *J. Org. Chem.* **1977**, *42*, 1225–1227.
4. Barney, C. L.; Huber, E. W.; McCarthy, J. R. *Tetrahedron Lett.* **1990**, *31*, 5547–5550.
5. Mehta, G.; Prabhakar, C. *J. Org. Chem.* **1995**, *60*, 4638–4640.
6. Lewin, G.; Schaeffer, C. *Heterocycles* **1998**, *48*, 171–174.
7. Lewin, G.; Schaeffer, C.; Hocquemiller, R.; Jacoby, E.; Léonce, S.; Pierré, A.; Atassi, G. *Heterocycles* **2000**, *53*, 2353–2356.
8. Lee, O.-Y.; Law, K.-L.; Ho, C.-Y.; Yang, D. *J. Org. Chem.* **2008**, *73*, 8829–8837.
9. Sullivan, B.; Hudlicky, T. *Tetrahedron Lett.* **2008**, *49*, 5211–5213.
10. Koszelewski, D.; Lavandera, I.; Clay, D.; Guebitz, G. M.; Rozzell, D.; Kroutil, W. *Angew. Chem., Int. Ed.* **2008**, *47*, 9337–9340.

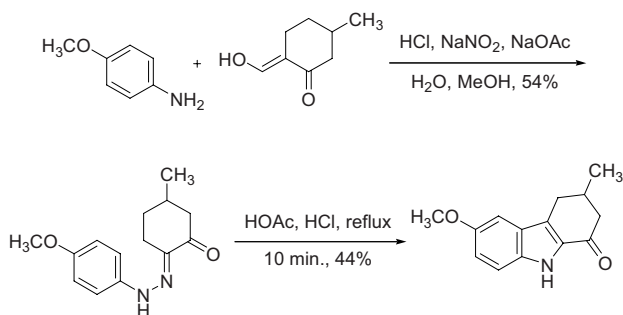
Borsche–Drechsel cyclization

Tetrahydrocarbazole synthesis from cyclohexanone phenylhydrazone.

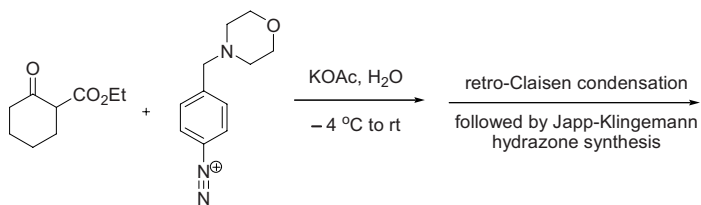
Cf. Fischer indole synthesis.

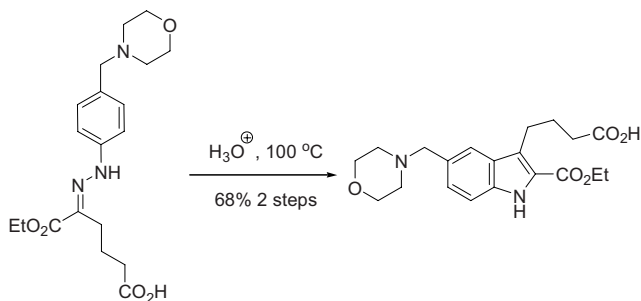


Example 1⁶

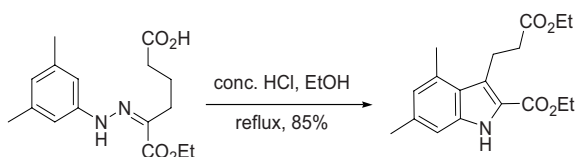


Example 2¹⁰





Example 3¹⁰

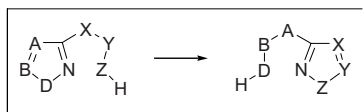


References

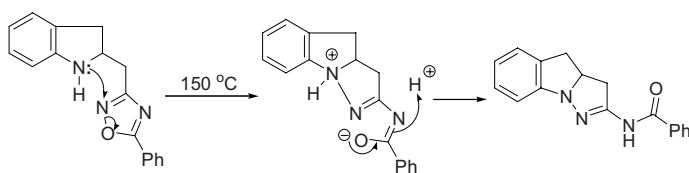
1. Drechsel, E. *J. Prakt. Chem.* **1858**, 38, 69.
2. Borsche, W.; Feise, M. *Ann.* **1908**, 359, 49–80. Walther Borsche was a professor at Chemischen Institut, Universität Göttingen, Germany when this paper was published. Borsche was completely devoid of the arrogance shown by many of his contemporaries. Both Borsche and his colleague at Frankfurt, Julius von Braun, suffered under the Nazi regime for their independent minds.
3. Bruck, P. *J. Org. Chem.* **1970**, 35, 2222–2227.
4. Gazengel, J.-M.; Lancelot, J.-C.; Rault, S.; Robba, M. *J. Heterocycl. Chem.* **1990**, 27, 1947–1951.
5. Abramovitch, R. A.; Bulman, A. *Synlett* **1992**, 795–796.
6. Lin, G.; Zhang, A. *Tetrahedron* **2000**, 56, 7163–7171.
7. Ergun, Y.; Bayraktar, N.; Patir, S.; Okay, G. *J. Heterocycl. Chem.* **2000**, 37, 11–14.
8. Rebeiro, G. L.; Khadilkar, B. M. *Synthesis* **2001**, 370–372.
9. Takahashi, K.; Kasai, M.; Ohta, M.; Shoji, Y.; Kunishiro, K.; Kanda, M.; Kurahashi, K.; Shirahase, H. *J. Med. Chem.* **2008**, 51, 4823–4833.
10. Pete, B. *Tetrahedron Lett.* **2008**, 49, 2835–2838.

Boulton–Katritzky rearrangement

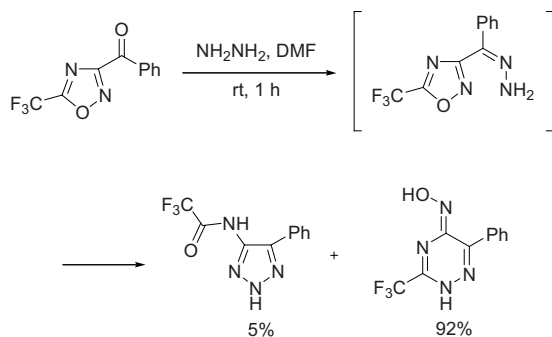
Rearrangement of one five-membered heterocycle into another under thermolysis.



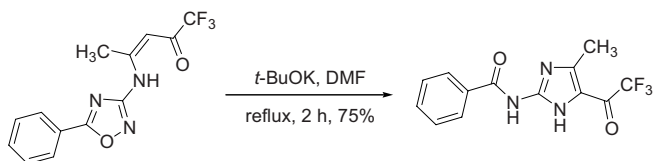
Example 1⁴



Example 2, Hydrazinolysis⁷



Example 4³

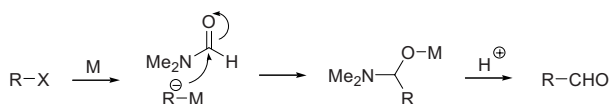
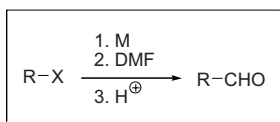


References

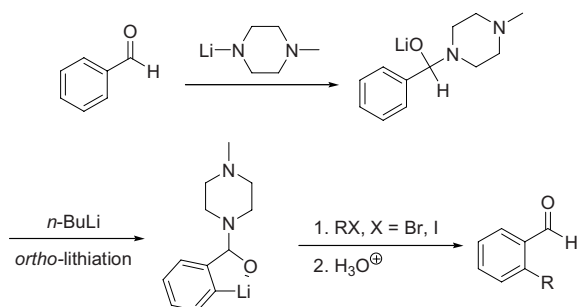
1. Boulton, A. J.; Katritzky, A. R.; Majid Hamid, A. *J. Chem. Soc. (C)* **1967**, 2005–2007. Alan Katritzky, a professor at the University of Florida, is best known for his series *Advances of Heterocyclic Chemistry*, now in its 93rd volume.
2. Ruccia, M.; Vivona, N.; Spinelli, D. *Adv. Heterocycl. Chem.* **1981**, *29*, 141–169. (Review).
3. Vivona, N.; Buscemi, S.; Frenna, V.; Gusmano, C. *Adv. Heterocycl. Chem.* **1993**, *56*, 49–154. (Review).
4. Katayama, H.; Takatsu, N.; Sakurada, M.; Kawada, Y. *Heterocycles* **1993**, *35*, 453–459.
5. Rauhut, G. *J. Org. Chem.* **2001**, *66*, 5444–5448.
6. Crampton, M. R.; Pearce, L. M.; Rabbitt, L. C. *J. Chem. Soc., Perkin Trans. 2* **2002**, 257–261.
7. Buscemi, S.; Pace, A.; Piccionello, A. P.; Macaluso, G.; Vivona, N.; Spinelli, D.; Giorgi, G. *J. Org. Chem.* **2005**, *70*, 3288–3291.
8. Pace, A.; Pibiri, I.; Piccionello, A. P.; Buscemi, S.; Vivona, N.; Barone, G. *J. Org. Chem.* **2007**, *64*, 7656–7666.
9. Piccionello, A. P.; Pace, A.; Buscemi, S.; Vivona, N.; Pani, M. *Tetrahedron* **2008**, *64*, 4004–4010.
10. Pace, A.; Pierro, P.; Buscemi, S.; Vivona, N.; Barone, G. *J. Org. Chem.* **2009**, *74*, 351–358.

Bouveault aldehyde synthesis

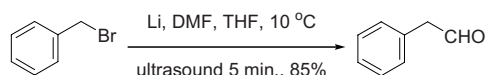
Formylation of an alkyl or aryl halide to the homologous aldehyde by transformation to the corresponding organometallic reagent then addition of DMF (M = Li, Mg, Na, and K).



Comins modification:⁴



Example³

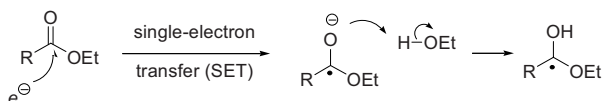
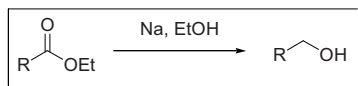


References

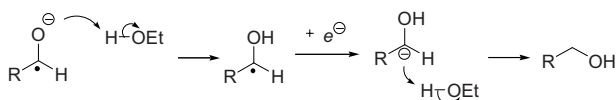
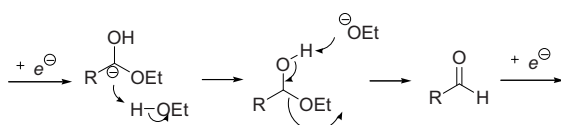
1. Bouveault, L. *Bull. Soc. Chim. Fr.* **1904**, 31, 1306–1322, 1322–1327. Louis Bouveault (1864–1909) was born in Nevers, France. He devoted his short yet very productive life to teaching and to working in science.
2. Sicé, J. *J. Am. Chem. Soc.* **1953**, 75, 3697–3700.
3. Pétrier, C.; Gemal, A. L.; Luche, J.-L. *Tetrahedron Lett.* **1982**, 23, 3361–3364.
4. Comins, D. L.; Brown, J. D. *J. Org. Chem.* **1984**, 49, 1078–1083.
5. Einhorn, J.; Luche, J. L. *Tetrahedron Lett.* **1986**, 27, 1793–1796.
6. Meier, H.; Aust, H. *J. Prakt. Chem.* **1999**, 341, 466–471.

Bouveault–Blanc reduction

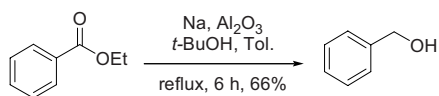
Reduction of esters to the corresponding alcohols using sodium in an alcoholic solvent.



ketyl (radical anion)



Example²

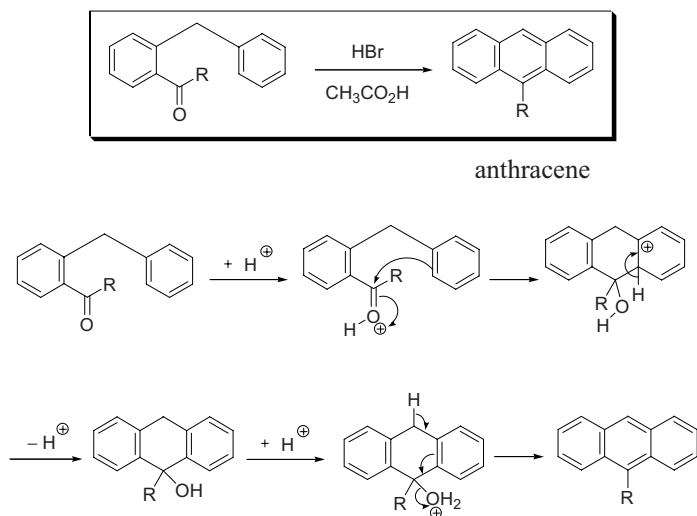


References

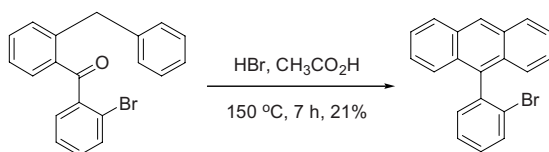
1. Bouveault, L.; Blanc, G. *Compt. Rend. Hebd. Seances Acad. Sci.* **1903**, *136*, 1676–1678.
2. Bouveault, L.; Blanc, G. *Bull. Soc. Chim.* **1904**, *31*, 666–672.
3. Rühlmann, K.; Seefluth, H.; Kiriakidis, T.; Michael, G.; Jancke, H.; Kriegsmann, H. *J. Organomet. Chem.* **1971**, *27*, 327–332.
4. Seo, B.-I.; Wall, L. K.; Lee, H.; Buttrum, J. W.; Lewis, D. E. *Synth. Commun.* **1993**, *23*, 15–22.
5. Singh, S.; Dev, S. *Tetrahedron* **1993**, *49*, 10959–10964.
6. Schopohl, M. C.; Bergander, K.; Kataeva, O.; Föehlich, R.; Waldvogel, S. R. *Synthesis* **2003**, 2689–2694.

Bradsher reaction

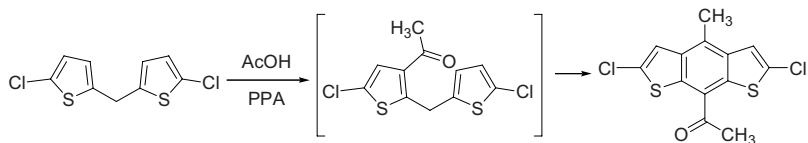
The intramolecular Bradsher cyclization refers to the acid-catalyzed aromatic cyclodehydration of *ortho*-acyl diarylmethanes to form anthracenes. On the other hand, the intermolecular Bradsher cycloaddition often involves the Diels–Alder reaction of a pyridium with a vinyl ether or vinyl sulfide.



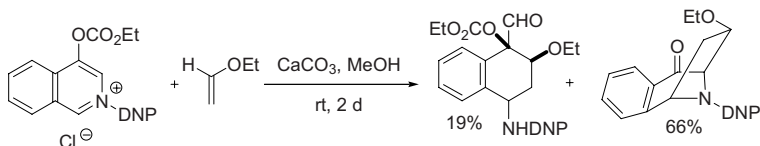
Example 1, Intramolecular Bradsher reaction²



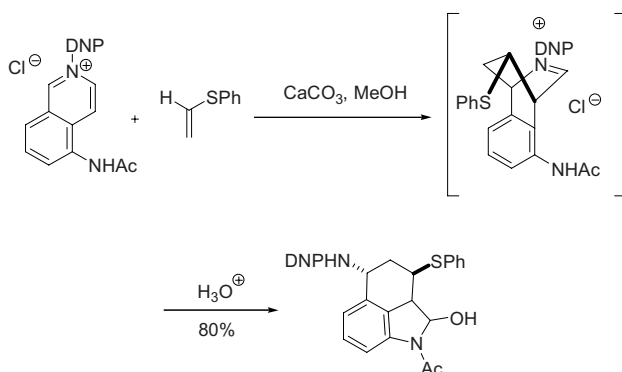
Example 2, Intramolecular Bradsher reaction⁵



Example 3, Intermolecular Bradsher cycloaddition (DNP = dinitrophenyl)⁸



Example 4, Intermolecular Bradsher cycloaddition¹⁰



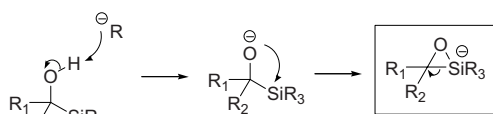
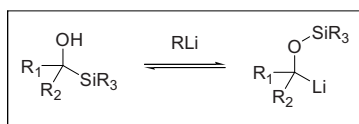
References

1. (a) Bradsher, C. K. *J. Am. Chem. Soc.* **1940**, *62*, 486–488. Charles K. Bradsher was born in Petersburg, VA in 1912. After his Ph.D. under Louis F. Fieser at Harvard and postdoctoral training with R. C. Fuson, he became a professor at Duke University. (b) Bradsher, C. K.; Smith, E. S. *J. Am. Chem. Soc.* **1943**, *65*, 451–452. (c) Bradsher, C. K.; Vingiello, F. A. *J. Org. Chem.* **1948**, *13*, 786–789. (d) Bradsher, C. K.; Sinclair, E. F. *J. Org. Chem.* **1957**, *22*, 79–81.
2. Vingiello, F. A.; Spangler, M. O. L.; Bondurant, J. E. *J. Org. Chem.* **1960**, *25*, 2091–2094.
3. Brice, L. K.; Katstra, R. D. *J. Am. Chem. Soc.* **1960**, *82*, 2669–2670.
4. Saraf, S. D.; Vingiello, F. A. *Synthesis* **1970**, 655.
5. Ahmed, M.; Ashby, J.; Meth-Cohn, O. *J. Chem. Soc., Chem. Commun.* **1970**, 1094–1095.
6. Ashby, J.; Ayad, M.; Meth-Cohn, O. *J. Chem. Soc., Perkin Trans. 1* **1974**, 1744–1747.
7. Bradsher, C. K. *Chem. Rev.* **1987**, *87*, 1277–1297. (Review).
8. Nicolas, T. E.; Franck, R. W. *J. Org. Chem.* **1995**, *60*, 6904–6911.
9. Magnier, E.; Langlois, Y. *Tetrahedron Lett.* **1998**, *39*, 837–840.
10. Soll, C. E.; Franck, R. W. *Heterocycles* **2006**, *70*, 531–540.

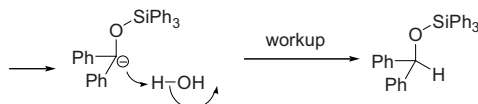
Brook rearrangement

Rearrangement of α -silyl oxyanions to α -silyloxy carbanions *via* a reversible process involving a pentacoordinate silicon intermediate is known as the [1,2]-Brook rearrangement, or [1,2]-silyl migration.

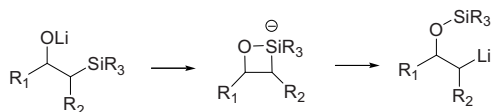
[1,2]-Brook rearrangement



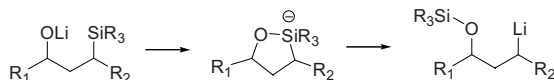
pentacoordinate silicon intermediate



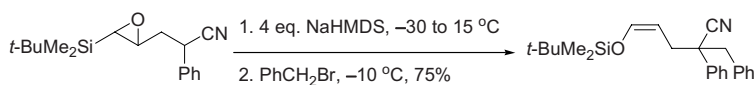
[1,3]-Brook rearrangement



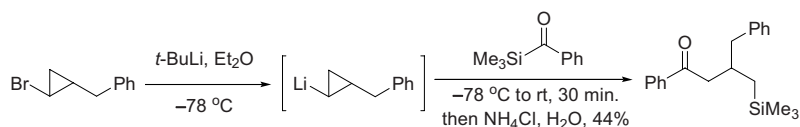
[1,4]-Brook rearrangement



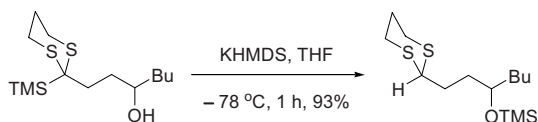
Example 1⁶



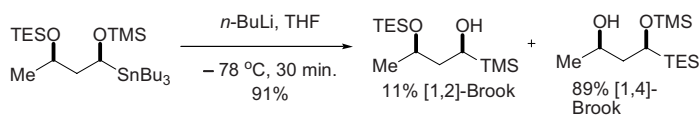
Example 2, [1,2]-Brook rearrangement followed by a retro-[1,5]-Brook rearrangement⁸



Example 3, [1,5]-Brook rearrangement⁹



Example 4, Retro-[1,4]-Brook rearrangement¹⁰

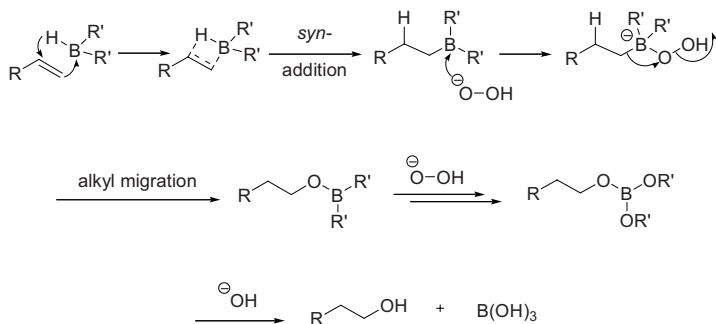
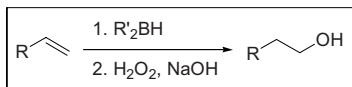


References

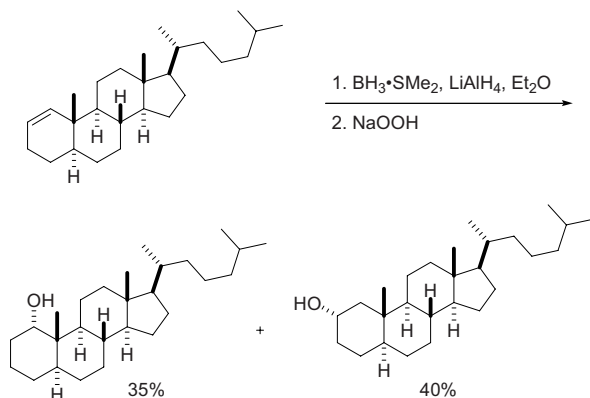
1. Brook, A. G. *J. Am. Chem. Soc.* **1958**, *80*, 1886–1889. Adrian G. Brook (1924–) was born in Toronto, Canada. He was a professor in Lash Miller Chemical Laboratories, University of Toronto, Canada.
2. Brook, A. G. *Acc. Chem. Res.* **1974**, *7*, 77–84. (Review).
3. Bulman Page, P. C.; Klair, S. S.; Rosenthal, S. *Chem. Soc. Rev.* **1990**, *19*, 147–195. (Review).
4. Fleming, I.; Ghosh, U. *J. Chem. Soc., Perkin Trans. 1* **1994**, 257–262.
5. Moser, W. H. *Tetrahedron* **2001**, *57*, 2065–2084. (Review).
6. Okugawa, S.; Takeda, K. *Org. Lett.* **2004**, *6*, 2973–2975.
7. Matsumoto, T.; Masu, H.; Yamaguchi, K.; Takeda, K. *Org. Lett.* **2004**, *6*, 4367–4369.
8. Clayden, J.; Watson, D. W.; Chambers, M. *Tetrahedron* **2005**, *61*, 3195–3203.
9. Smith, A. B., III; Xian, M.; Kim, W.-S.; Kim, D.-S. *J. Am. Chem. Soc.* **2006**, *128*, 12368–12369.
10. Mori, Y.; Futamura, Y.; Horisaki, K. *Angew. Chem., Int. Ed.* **2008**, *47*, 1091–1093.
11. Greszler, S. N.; Johnson, J. S. *Org. Lett.* **2009**, *11*, 827–830.

Brown hydroboration

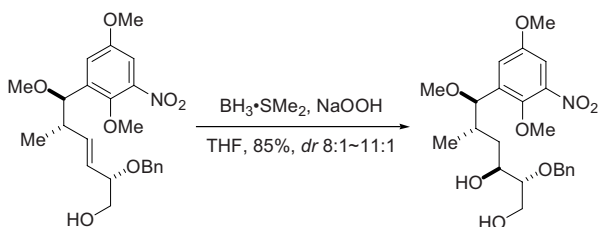
Addition of boranes to olefins followed by alkaline oxidation of the organoborane adducts to afford alcohols.

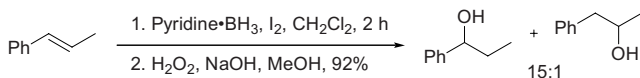
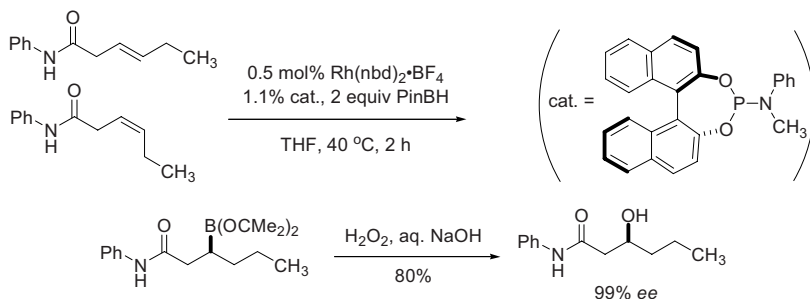
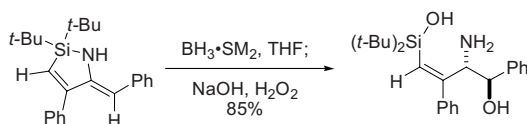


Example 1²



Example 2⁷



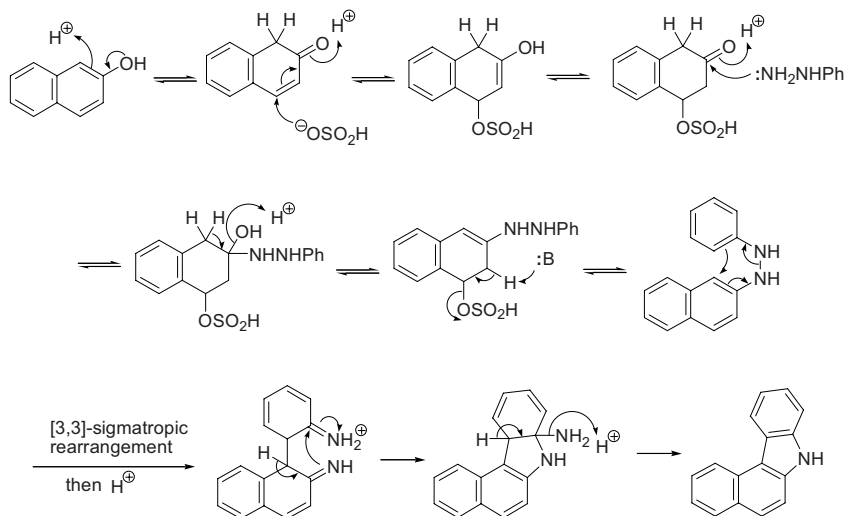
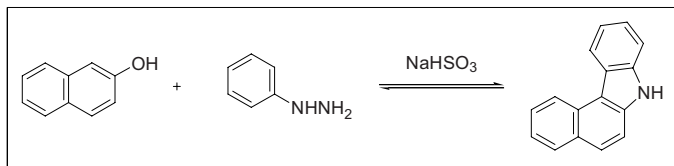
Example 3⁸Example 4, Asymmetric hydroboration¹⁰Example 5¹¹

References

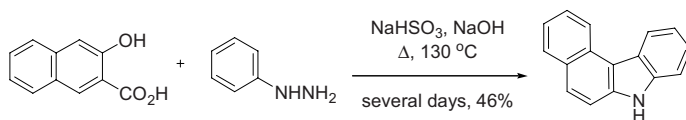
1. Brown, H. C.; Tierney, P. A. *J. Am. Chem. Soc.* **1958**, *80*, 1552–1558. Herbert C. Brown (USA, 1912–2004) began his academic career at Wayne State University and moved on to Purdue University where he shared the Nobel Prize in Chemistry in 1981 with Georg Wittig (Germany, 1897–1987) for their development of organic boron and phosphorous compounds.
2. Nussim, M.; Mazur, Y.; Sondheimer, F. *J. Org. Chem.* **1964**, *29*, 1120–1131.
3. Pelter, A.; Smith, K.; Brown, H. C. *Borane Reagents*, Academic Press: New York, **1972**. (Book).
4. Brewster, J. H.; Negishi, E. *Science* **1980**, *207*, 44–46. (Review).
5. Fu, G. C.; Evans, D. A.; Muci, A. R. *Advances in Catalytic Processes* **1995**, *1*, 95–121. (Review).
6. Hayashi, T. *Comprehensive Asymmetric Catalysis I–III* **1995**, *1*, 351–364. (Review).
7. Carter, K. D.; Panek, J. S. *Org. Lett.* **2004**, *6*, 55–57.
8. Clay, J. M.; Vedejs, E. *J. Am. Chem. Soc.* **2005**, *127*, 5766–5767.
9. Clay, J. M. *Brown hydroboration reaction*. In *Name Reactions for Functional Group Transformations*; Li, J. J., Corey, E. J., Eds.; Wiley & Sons: Hoboken, NJ, **2007**; pp 183–188. (Review).
10. Smith, S. M.; Thacker, N. C.; Takacs, J. M. *J. Am. Chem. Soc.* **2008**, *130*, 3734–3735.
11. Anderson, L. L.; Woerpel, K. A. *Org. Lett.* **2009**, *11*, 425–428.

Bucherer carbazole synthesis

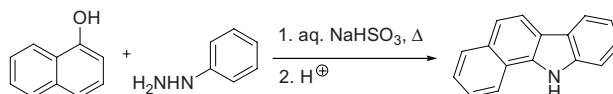
Carbazole formation from naphthols and aryl hydrazines promoted by sodium bisulfite. Another variant of the Fischer indole synthesis.

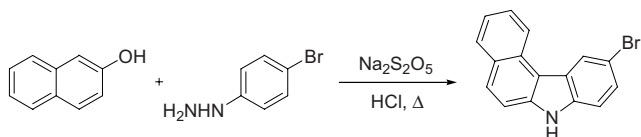
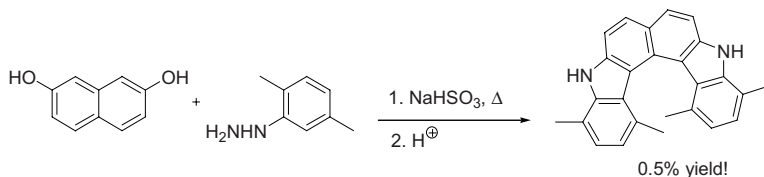


Example 1²



Example 2³



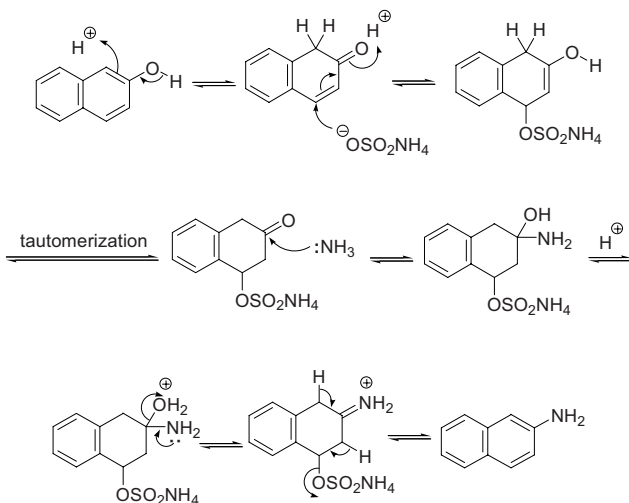
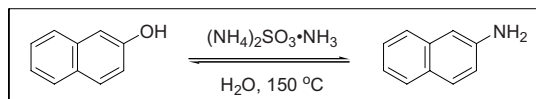
Example 3⁷Example 3⁴

References

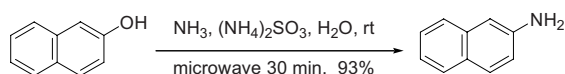
1. Bucherer, H. T. *J. Prakt. Chem.* **1904**, *69*, 49–91. Hans Th. Bucherer (1869–1949) was born in Ehrenfeld, Germany. He shuttled between industry and academia all through his career.
2. Bucherer, H. T.; Schmidt, M. *J. Prakt. Chem.* **1909**, *79*, 369–417.
3. Bucherer, H. T.; Sonnenburg, E. F. *J. Prakt. Chem.* **1909**, *81*, 1–48.
4. Drake, N. L. *Org. React.* **1942**, *1*, 105–128. (Review).
5. Seeboth, H. *Angew. Chem., Int. Ed.* **1967**, *6*, 307–317. (Review).
6. Robinson, B. *The Fischer Indole Synthesis*, Wiley-Interscience, New York, **1982**. (Book).
7. Hill, J. A.; Eaddy, J. F. *J. Labelled Compd. Radiopharm.* **1994**, *34*, 697–706.
8. Pischel, I.; Grimme, S.; Kotila, S.; Nieger, M.; Vögtle, F. *Tetrahedron: Asymmetry* **1996**, *7*, 109–116.
9. Moore, A. J. *Bucherer carbazole synthesis*. In *Name Reactions in Heterocyclic Chemistry*; Li, J. J., Corey, E. J., Eds.; Wiley & Sons: Hoboken, NJ, **2005**, pp 110–115. (Review).

Bucherer reaction

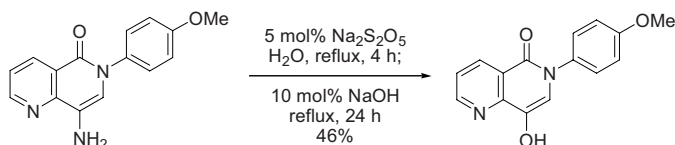
Transformation of β -naphthols to β -naphthylamines using ammonium sulfite.

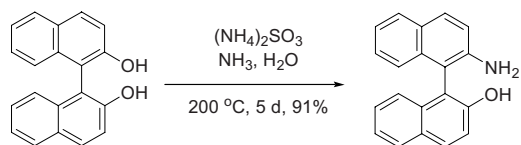


Example 1, Although the classic Bucherer reaction requires high temperatures, it may be carried out at room temperature with the aid of microwave (150 watts):⁷



Example 2, Retro-Bucherer reaction⁷



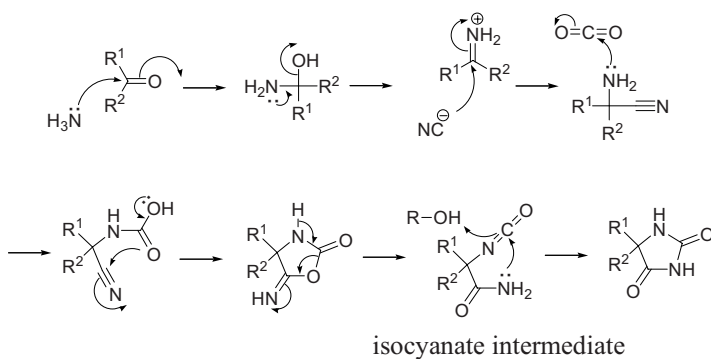
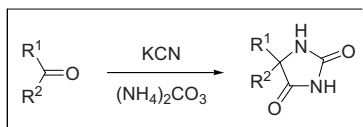
Example 3⁸

References

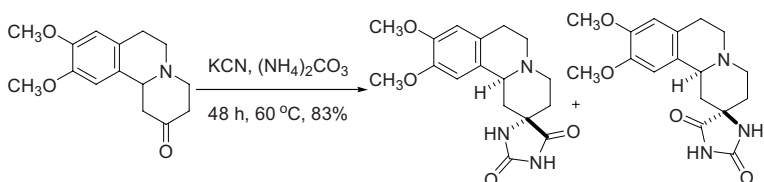
1. Bucherer, H. T. *J. Prakt. Chem.* **1904**, *69*, 49–91.
2. Drake, N. L. *Org. React.* **1942**, *1*, 105–128. (Review).
3. Gilbert, E. E. *Sulfonation and Related Reactions* Wiley: New York, **1965**, p 166. (Review).
4. Seeboth, H. *Angew. Chem., Int. Ed.* **1967**, *6*, 307–317.
5. Gruszecka, E.; Shine, H. J. *J. Labelled Compd. Radiopharm.* **1983**, *20*, 1257–1264.
6. Belica, P. S.; Manchand, P. S. *Synthesis* **1990**, 539–540.
7. Deady, L. W.; Devine, S. M. *Tetrahedron* **2006**, *62*, 2313–2320.
8. Körber, K.; Tang, W.; Hu, X.; Zhang, X. *Tetrahedron Lett.* **2002**, *43*, 7163–7165.
9. Budzikiewicz, H. *Mini-Reviews Org. Chem.* **2006**, *3*, 93–97. (Review).

Bucherer–Bergs reaction

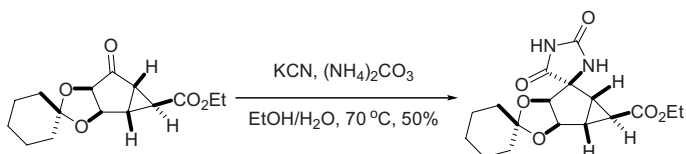
Formation of hydantoin from carbonyl compounds with potassium cyanide (KCN) and ammonium carbonate $[(\text{NH}_4)_2\text{CO}_3]$ or from cyanohydrins and ammonium carbonate. It belongs to the category of multiple component reactions (MCRs).

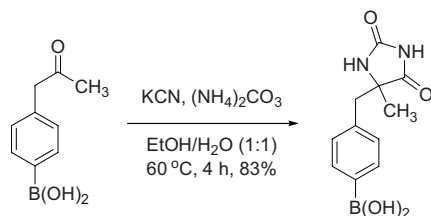
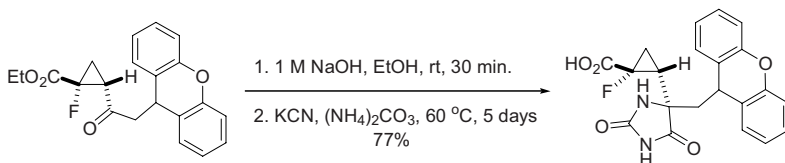


Example 1⁵



Example 2⁶



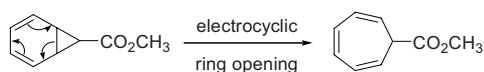
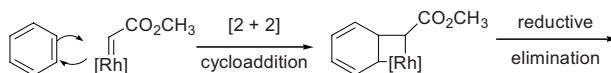
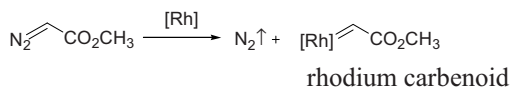
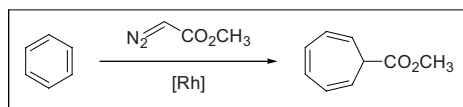
Example 3⁷Example 4⁹

References

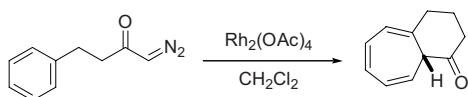
- Bergs, H. Ger. Pat. 566, 094, **1929**. Hermann Bergs worked at I. G. Farben in Germany.
- Bucherer, H. T., Steiner, W. *J. Prakt. Chem.* **1934**, *140*, 291–316. (Mechanism).
- Ware, E. *Chem. Rev.* **1950**, *46*, 403–470. (Review).
- Wieland, H. In *Houben–Weyl's Methoden der organischen Chemie*, Vol. XI/2, **1958**, p 371. (Review).
- Menéndez, J. C.; Díaz, M. P.; Bellver, C.; Söllhuber, M. M. *Eur. J. Med. Chem.* **1992**, *27*, 61–66.
- Domínguez, C.; Ezquerra, A.; Prieto, L.; Espada, M.; Pedregal, C. *Tetrahedron: Asymmetry* **1997**, *8*, 511–514.
- Zaidlewicz, M.; Cytarska, J.; Dzielndziak, A.; Ziegler-Borowska, M. *ARKIVOC* **2004**, *iii*, 11–21.
- Li, J. J. *Bucherer–Bergs Reaction*. In *Name Reactions in Heterocyclic Chemistry*, Li, J. J., Corey, E. J., Eds.; Wiley & Sons: Hoboken, NJ, **2005**, pp 266–274. (Review).
- Sakagami, K.; Yasuhara, A.; Chaki, S.; Yoshikawa, R.; Kawakita, Y.; Saito, A.; Taguchi, T.; Nakazato, A. *Bioorg. Med. Chem.* **2008**, *16*, 4359–4366.
- Wuts, P. G. M.; Ashford, S. W.; Conway, B.; Havens, J. L.; Taylor, B.; Hritzko, B.; Xiang, Y.; Zakarias, P. S. *Org. Proc. Res. Dev.* **2009**, *13*, 331–335.

Büchner ring expansion

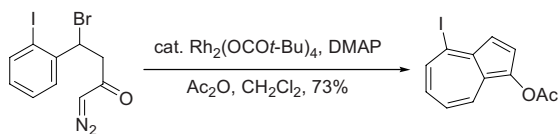
Reaction of a phenyl ring with diazoacetic esters to give cyclohepta-2,4,6-trienecarboxylic acid esters. Intramolecular Büchner reaction is more useful in synthesis. *Cf.* Pfau–Platter azulene synthesis.



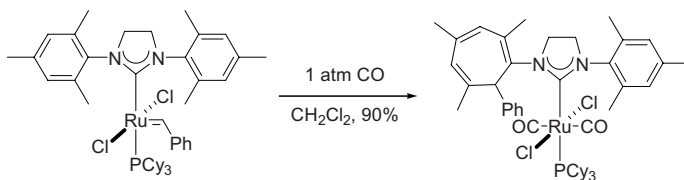
Example 1, Intramolecular Büchner reaction⁷

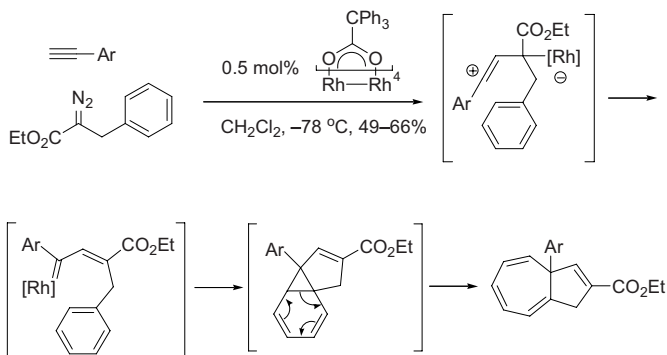


Example 2, Intramolecular Büchner reaction⁸



Example 3, An intramolecular Büchner reaction within the Grubbs' catalyst!⁹



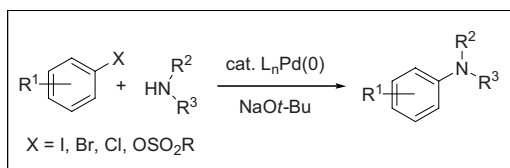
Example 4¹⁰

References

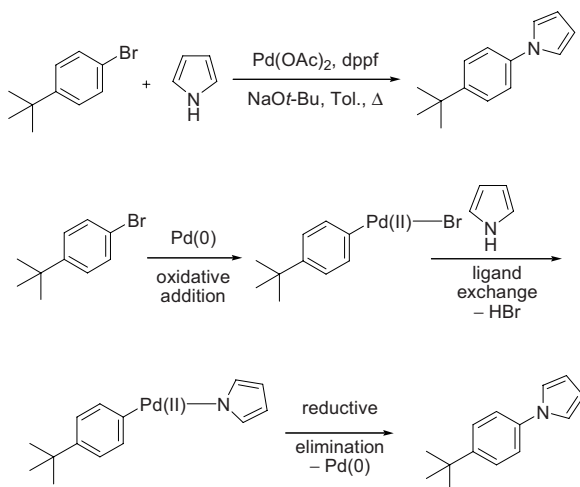
1. Büchner, E. *Ber.* **1896**, *29*, 106–109.
2. von E. Doering, W.; Knox, L. H. *J. Am. Chem. Soc.* **1957**, *79*, 352–356.
3. Marchard, A. P.; Brockway, N. M. *Chem. Rev.* **1974**, *74*, 431–469. (Review).
4. Anciaux, A. J.; Demoncean, A.; Noels, A. F.; Hubert, A. J.; Warin, R.; Teyssié, P. *J. Org. Chem.* **1981**, *46*, 873–876.
5. Duddeck, H.; Ferguson, G.; Kaitner, B.; Kennedy, M.; McKerverve, M. A.; Maguire, A. R. *J. Chem. Soc., Perkin Trans. 1* **1990**, 1055–1063.
6. Doyle, M. P.; Hu, W.; Timmons, D. J. *Org. Lett.* **2001**, *3*, 933–935.
7. Manitto, P.; Monti, D.; Speranza, G. *J. Org. Chem.* **1995**, *60*, 484–485.
8. Crombie, A. L.; Kane, J. L., Jr.; Shea, K. M.; Danheiser, R. L. *J. Org. Chem.* **2004**, *69*, 8652–8667.
9. Galan, B. R.; Gembicky, M.; Dominiak, P. M.; Keister, J. B.; Diver, S. T. *J. Am. Chem. Soc.* **2005**, *127*, 15702–15703.
10. Panne, P.; Fox, J. M. *J. Am. Chem. Soc.* **2007**, *129*, 22–23.
11. Gomes, A. T. P. C.; Leão, R. A. C.; Alonso, C. M. A.; Neves, M. G. P. M. S.; Faustino, M. A. F.; Tomé, A. C.; Silva, A. M. S.; Pinheiro, S.; de Souza, M. C. B. V.; Ferreira, V. F.; Cavaleiro, J. A. S. *Helv. Chim. Acta* **2008**, *91*, 2270–2283.

Buchwald–Hartwig amination

The Buchwald–Hartwig amination is an exceedingly general method for generating an aromatic amine from an aryl halide or an aryl sulfonates. The key feature of this methodology is the use of catalytic palladium modulated by various electron-rich ligands. Strong bases, such as sodium *tert*-butoxide, are essential for catalyst turnover.

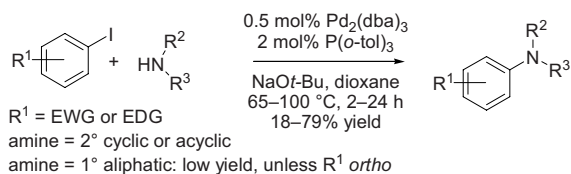


Mechanism:

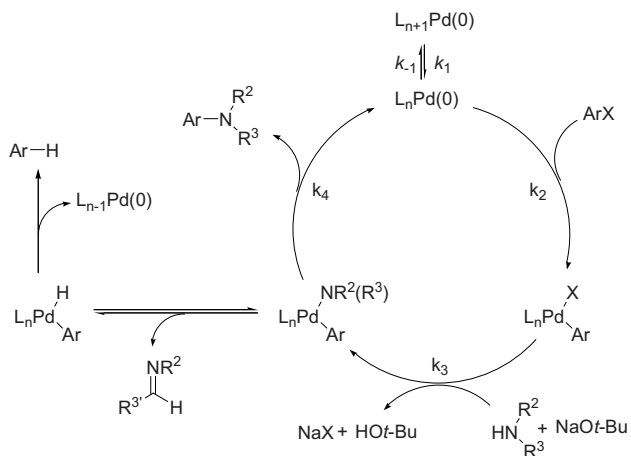


The catalytic cycle is shown on the next page.

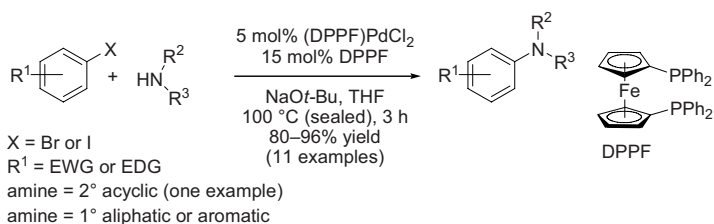
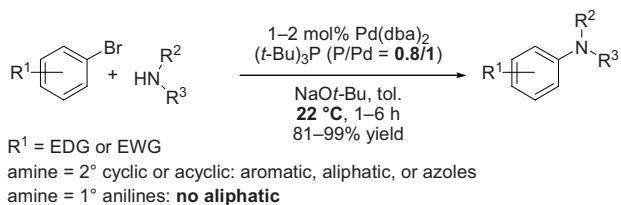
Example 1³

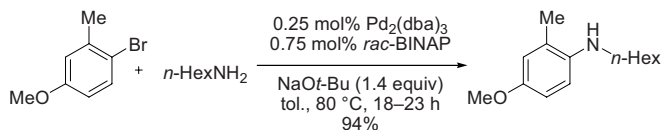
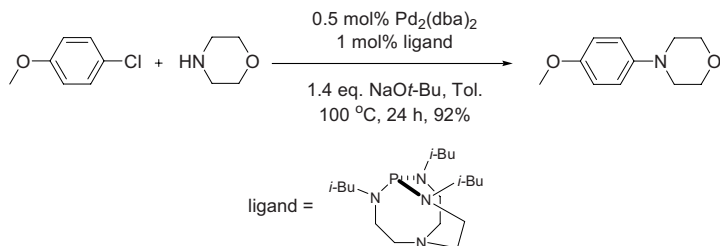
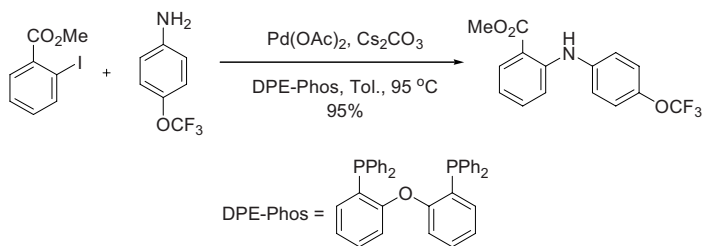
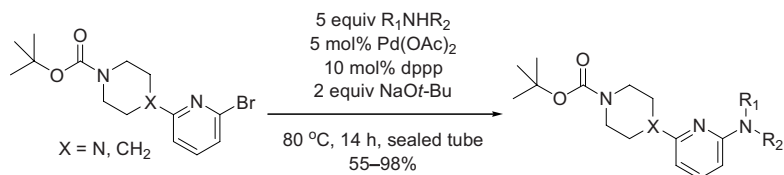
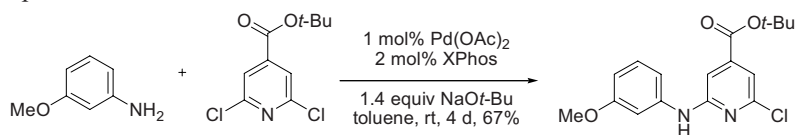


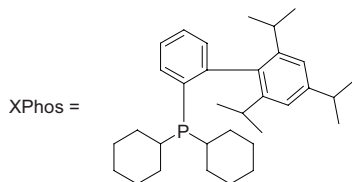
Catalytic cycle:

Pd(BINAP)₂ catalyzed

$$\frac{-d[\text{ArX}]}{dt} = \frac{k_1 k_2}{k_{-1} [\text{L}]} [\text{ArX}][\text{Pd}]$$

Example 2⁴Example 3, Room temperature Buchwald–Hartwig amination⁹

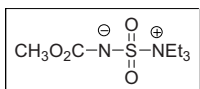
Example 4¹⁰Example 5¹¹Example 6¹²Example 7, Amination of volatile amines¹⁴Example 8¹⁵



References

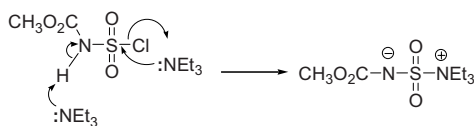
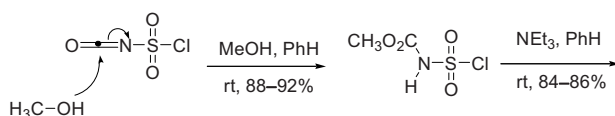
1. (a) Paul, F.; Patt, J.; Hartwig, J. F. *J. Am. Chem. Soc.* **1994**, *116*, 5969–5970. John Hartwig earned his Ph.D. at the University of California-Berkeley in 1990 under the guidance of Robert Bergman and Richard Anderson. He moved from Yale University to the University of Illinois at Urbana-Champaign in 2006. Hartwig and Buchwald independently discovered this chemistry. (b) Mann, G.; Hartwig, J. F. *J. Org. Chem.* **1997**, *62*, 5413–5418. (c) Mann, G.; Hartwig, J. F. *Tetrahedron Lett.* **1997**, *38*, 8005–8008.
2. (a) Guram, A. S.; Buchwald, S. L. *J. Am. Chem. Soc.* **1994**, *116*, 7901–7902. Stephen Buchwald received his Ph.D. in 1982 under Jeremy Knowles at Harvard University. He is currently a professor at MIT. (b) Palucki, M.; Wolfe, J. P.; Buchwald, S. L. *J. Am. Chem. Soc.* **1996**, *118*, 10333–10334.
3. Wolfe, J. P.; Buchwald, S. L. *J. Org. Chem.* **1996**, *61*, 1133–1135.
4. Driver, M. S.; Hartwig, J. F. *J. Am. Chem. Soc.* **1996**, *118*, 7217–7218.
5. Wolfe, J. P.; Wagaw, S.; Marcoux, J.-F.; Buchwald, S. L. *Acc. Chem. Res.* **1998**, *31*, 805–818. (Review).
6. Hartwig, J. F. *Acc. Chem. Res.* **1998**, *31*, 852–860. (Review).
7. Frost, C. G.; Mendonça, P. *J. Chem. Soc., Perkin Trans. 1* **1998**, 2615–2624. (Review).
8. Yang, B. H.; Buchwald, S. L. *J. Organomet. Chem.* **1999**, *576*, 125–146. (Review).
9. Hartwig, J. F.; Kawatsura, M.; Hauck, S. I.; Shaughnessy, K. H.; Alcazar-Roman, L. M. *J. Org. Chem.* **1999**, *64*, 5575–5580.
10. Wolfe, J. P.; Buchwald, S. L. *Org. Syn.* **2002**, *78*, 23–30.
11. Urgaonkar, S.; Verkade, J. G. *J. Org. Chem.* **2004**, *69*, 9135–9142.
12. Csuk, R.; Barthel, A.; Raschke, C. *Tetrahedron* **2004**, *60*, 5737–5750.
13. Janey, J. M. *Buchwald–Hartwig amination*, In *Name Reactions for Functional Group Transformations*; Li, J. J., Corey, E. J. Eds.; Wiley & Sons: Hoboken, NJ, **2007**; pp 564–609. (Review).
14. Li, J. J.; Wang, Z.; Mitchell, L. H. *J. Org. Chem.* **2007**, *72*, 3606–3607.
15. Lorimer, A. V.; O'Connor, P. D.; Brimble, M. A. *Synthesis* **2008**, 2764–2770.
16. Nodwell, M.; Pereira, A.; Riffell, J. L.; Zimmerman, C.; Patrick, B. O.; Roberge, M.; Andersen, R. J. *J. Org. Chem.* **2009**, *74*, 995–1006.

Burgess reagent

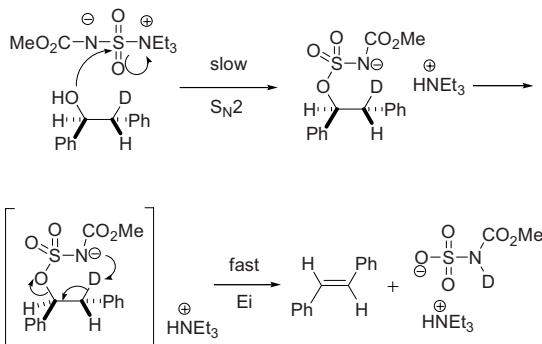


The Burgess reagent [(methoxycarbonylsulfamoyl)triethylammonium hydroxide inner salt], a neutral, white crystalline solid, is efficient at generating olefins from secondary and tertiary alcohols where the first-order thermolytic E_i (during the elimination takes place—the two groups leave at about the same time and bond to each other concurrently) mechanism prevails.

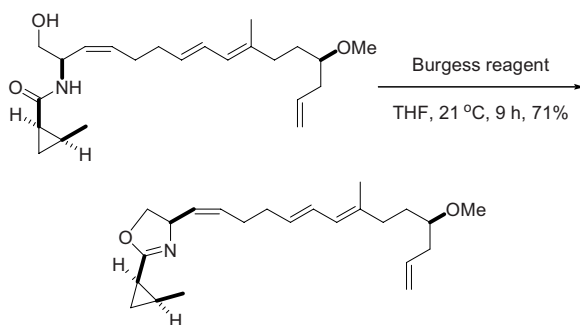
Preparation²



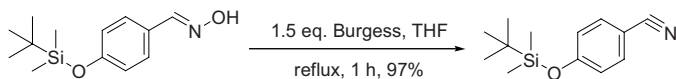
Mechanism⁵



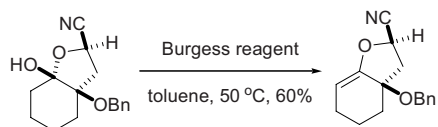
Example 1, On primary alcohols, the hydroxyl group does not eliminate but rather undergoes substitution³



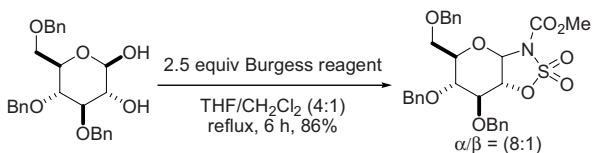
Example 2⁶



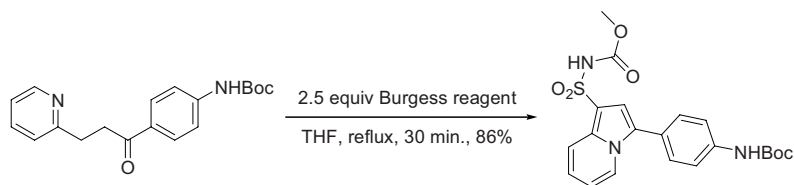
Example 3⁷



Example 4⁸



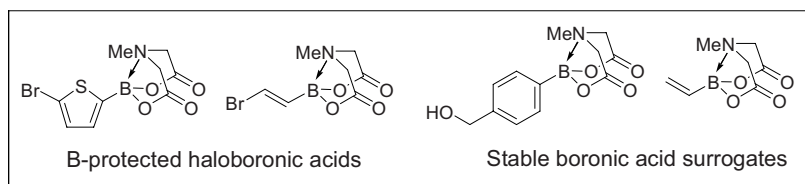
Example 5¹⁰



References

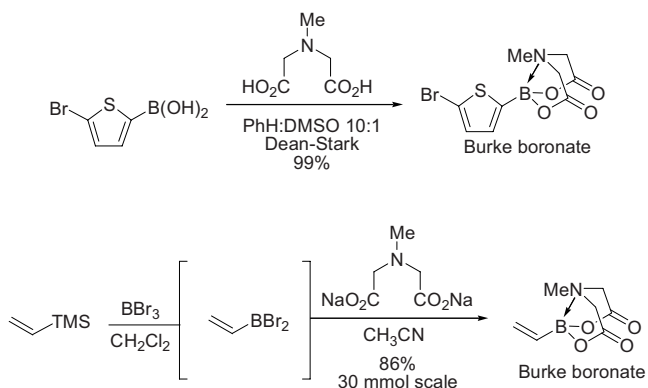
- 1 (a) Atkins, G. M., Jr.; Burgess, E. M. *J. Am. Chem. Soc.* **1968**, *90*, 4744–4745. (b) Burgess, E. M.; Penton, H. R., Jr.; Taylor, E. A., Jr. *J. Am. Chem. Soc.* **1970**, *92*, 5224–5226. (c) Atkins, G. M., Jr.; Burgess, E. M. *J. Am. Chem. Soc.* **1972**, *94*, 6135–6141. (d) Burgess, E. M.; Penton, H. R., Jr.; Taylor, E. A. *J. Org. Chem.* **1973**, *38*, 26–31.
- 2 (a) Burgess, E. M.; Penton, H. R., Jr.; Taylor, E. A.; Williams, W. M. *Org. Synth. Coll. Edn.* **1987**, *6*, 788–791. (b) Duncan, J. A.; Hendricks, R. T.; Kwong, K. S. *J. Am. Chem. Soc.* **1990**, *112*, 8433–8442.
- 3 Wipf, P.; Xu, W. *J. Org. Chem.* **1996**, *61*, 6556–6562.
- 4 Lamberth, C. *J. Prakt. Chem.* **2000**, *342*, 518–522. (Review).
- 5 Khapli, S.; Dey, S.; Mal, D. J. *Indian Inst. Sci.* **2001**, *81*, 461–476. (Review).
- 6 Miller, C. P.; Kaufman, D. H. *Synlett* **2000**, *8*, 1169–1171.
- 7 Keller, L.; Dumas, F.; D'Angelo, J. *Eur. J. Org. Chem.* **2003**, 2488–2497.
- 8 Nicolaou, K. C.; Snyder, S. A.; Longbottom, D. A.; Nalbandian, A. Z.; Huang, X. *Chem. Eur. J.* **2004**, *10*, 5581–5606.
- 9 Holsworth, D. D. *The Burgess Dehydrating Reagent*. In *Name Reactions for Functional Group Transformations*; Li, J. J., Corey, E. J., Eds.; Wiley & Sons: Hoboken, NJ, **2007**; pp 189–206. (Review).
- 10 Li, J. J.; Li, J. J.; Li, J.; Trehan, A. K.; Wong, H. S.; Krishnananthan, S.; Kennedy, L. J.; Gao, Q.; Ng, A.; Robl, J. A.; Balasubramanian, B.; Chen, B.-C. *Org. Lett.* **2008**, *10*, 2897–2900.

Burke boronates



Burke boronates can serve as B-protected haloboronic acids for a wide variety of applications in iterative cross-coupling.¹⁻⁶ The corresponding boronic acids can be liberated using mild aqueous bases such as NaOH or NaHCO₃.¹⁻⁴ Burke boronates are also compatible with many synthetic reagents, enabling the synthesis of complex boronic acids from simple B-containing starting materials.^{3,6} They can also serve as stable building blocks for cross-coupling, i.e., under aqueous basic conditions, the corresponding boronic acid is released and coupled in situ.^{2,3,7} Moreover, Burke boronates are highly crystalline, monomeric, free-flowing solids that are indefinitely stable to benchtop storage under air and compatible with silica gel chromatography.^{1-3,6}

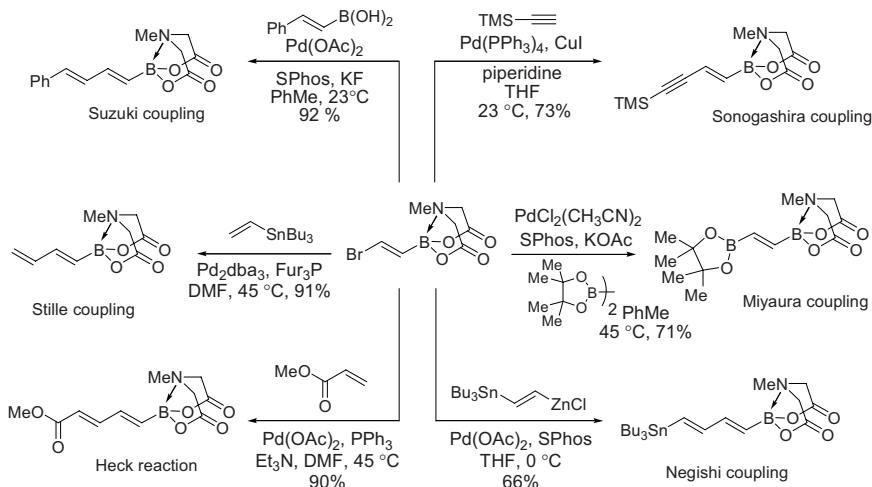
Preparation:^{1,2,4,6}



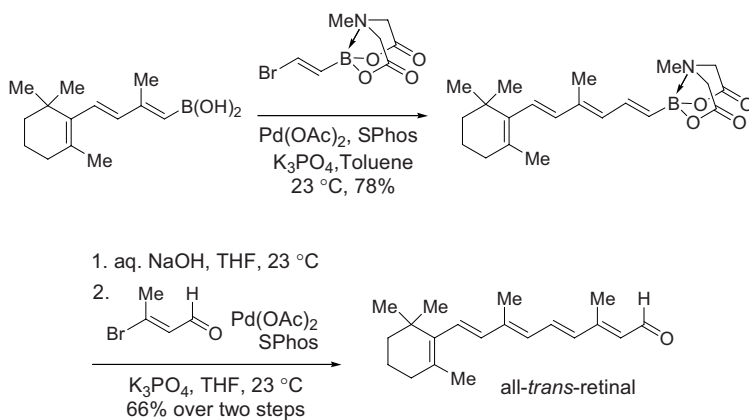
Burke boronates can be conveniently prepared from the corresponding boronic acids via complexation with *N*-methyliminodiacetic acid (MIDA)^{1,4} or from dibromoboranes via complexation with MIDA^{2-Na⁺2}.^{2,6} Alternatively, many of these building blocks are now commercially available.

Example 1²

A wide range of selective couplings can be performed at the halide terminus of a B-protected haloboronic acid.

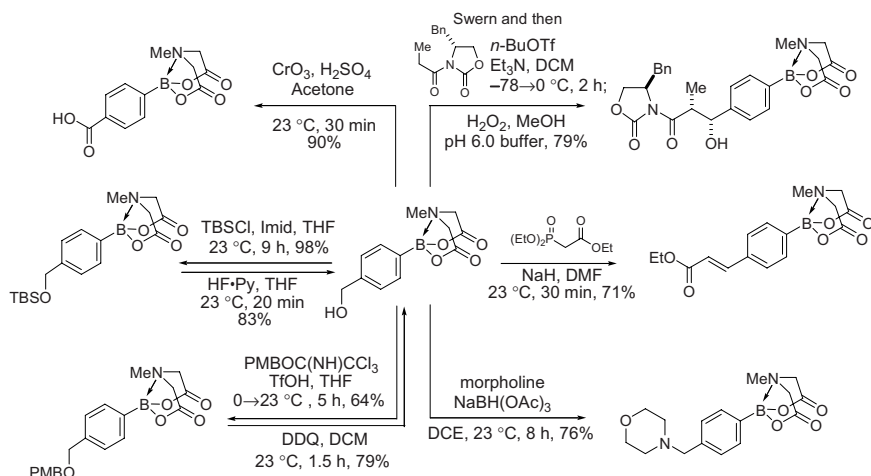
Example 2²

Small molecule natural products can be prepared via iterative cross-coupling with B-protected haloboronic acids.

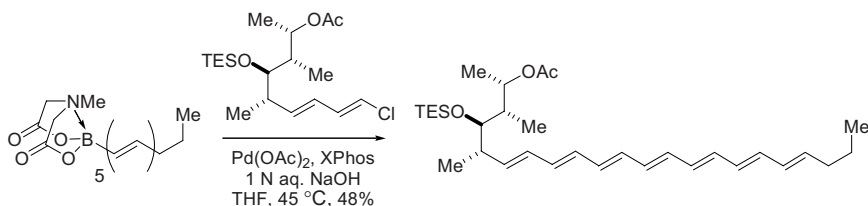


Example 3³

Burke boronates are stable to a wide range of synthetic reagents, including acids, non-aqueous bases, oxidants, reductants, electrophiles, and soft nucleophiles. This reagent compatibility enables multistep synthesis of complex boranes from simple boron-containing starting materials.

Example 4²

Burke boronates can be hydrolyzed *in situ* under aqueous basic coupling conditions, as evidenced by this synthesis of the complex polyene skeleton of amphotericin B.



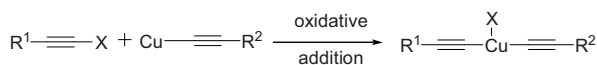
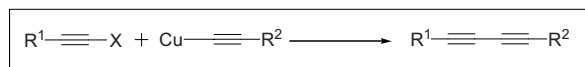
References

- Gillis, E. P.; Burke, M. D. *J. Am. Chem. Soc.* **2007**, *129*, 6716–6717.
- Lee, S. J.; Gray, K. C.; Paek, J. S.; Burke, M. D. *J. Am. Chem. Soc.* **2008**, *130*, 466–468.
- Gillis, E. P.; Burke, M. D. *J. Am. Chem. Soc.* **2008**, *130*, 14084–14085.
- Ballmer, S. G.; Gillis, E. P.; Burke, M. D. *Org. Synth.* **2009**, *in press*.
- Gillis, E. P.; Burke, M. D. *Aldrichimica Acta* **2009**, *in press*.
- Uno, B. E.; Gillis, E. P.; Burke, M. D. *Tetrahedron* **2009**, *65*, 3130–3138.
- Knapp, D. M.; Gillis, E. P.; Burke, M. D. *J. Am. Chem. Soc.* **2009**, *131*, ASAP.

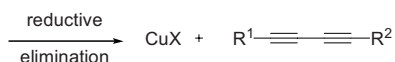
Cadiot–Chodkiewicz coupling

Bis-acetylene synthesis from alkynyl halides and alkynyl copper reagents.

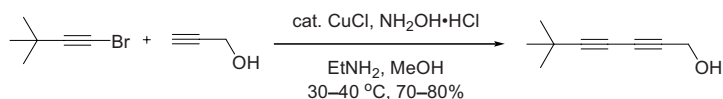
Cf. Castro–Stephens reaction.



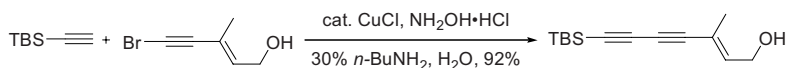
Cu(III) intermediate



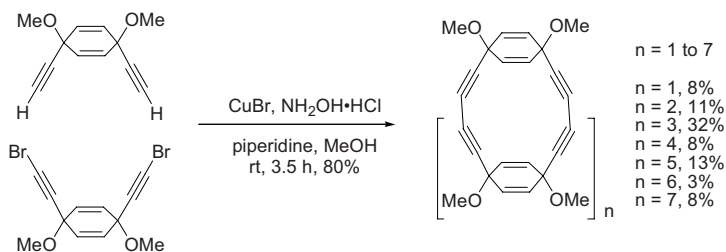
Example 1³



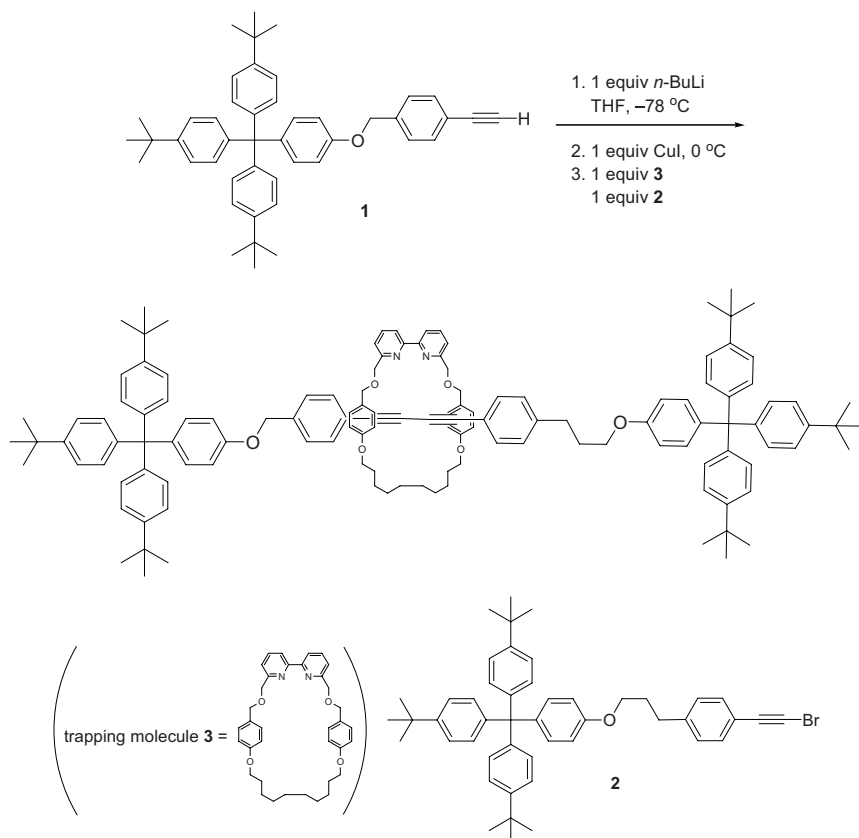
Example 2⁷



Example 3⁹



Example 4, Cadiot–Chodkiewicz active template synthesis of rotaxanes and switchable molecular shuttles with weak intercomponent interactions¹⁰

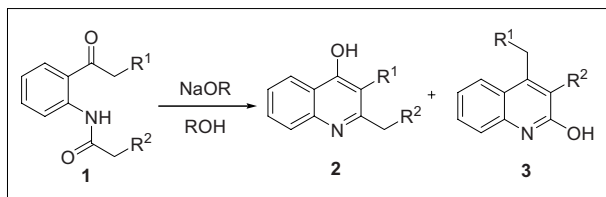


References

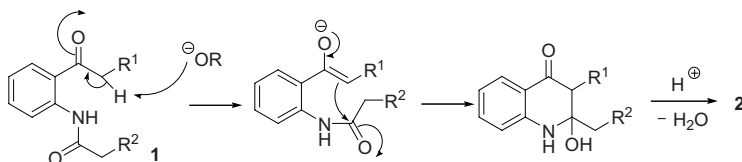
- Chodkiewicz, W.; Cadiot, P. *C. R. Hebd. Seances Acad. Sci.* **1955**, *241*, 1055–1057. Both Paul Cadiot (1923–) and Wladyslaw Chodkiewicz (1921–) are French chemists.
- Cadiot, P.; Chodkiewicz, W. In *Chemistry of Acetylenes*; Viehe, H. G., ed.; Dekker: New York, **1969**, 597–647. (Review).
- Gotteland, J.-P.; Brunel, I.; Gendre, F.; Désiré, J.; Delhon, A.; Junquéro, A.; Oms, P.; Halazy, S. *J. Med. Chem.* **1995**, *38*, 3207–3216.
- Bartik, B.; Dembinski, R.; Bartik, T.; Arif, A. M.; Gladysz, J. A. *New J. Chem.* **1997**, *21*, 739–750.
- Montierth, J. M.; DeMario, D. R.; Kurth, M. J.; Schore, N. E. *Tetrahedron* **1998**, *54*, 11741–11748.
- Negishi, E.-i.; Hata, M.; Xu, C. *Org. Lett.* **2000**, *2*, 3687–3689.
- Marino, J. P.; Nguyen, H. N. *J. Org. Chem.* **2002**, *67*, 6841–6844.
- Utesch, N. F.; Diederich, F.; Boudon, C.; Gisselbrecht, J.-P.; Gross, M. *Helv. Chim. Acta* **2004**, *87*, 698–718.
- Bandyopadhyay, A.; Varghese, B.; Sankararaman, S. *J. Org. Chem.* **2006**, *71*, 4544–4548–4548.
- Berna, J.; Goldup, S. M.; Lee, A.-L.; Leigh, D. A.; Symes, M. D.; Teobaldi, G.; Zerbetto, F. *Angew. Chem., Int. Ed.* **2008**, *47*, 4392–4396.

Camps quinoline synthesis

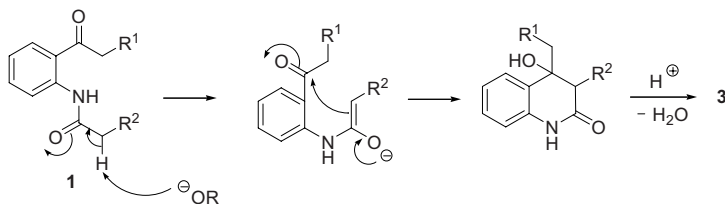
Base-catalyzed intramolecular condensation of a 2-acetamido acetophenone (**1**) to a 2-(and possibly 3)-substituted-quinolin-4-ol (**2**), a 4-(and possibly 3)-substituted-quinolin-2-ol (**3**), or a mixture.



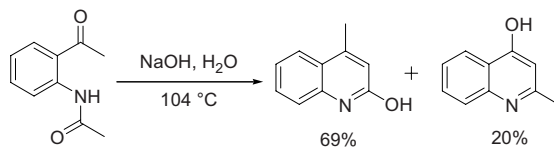
Pathway A:

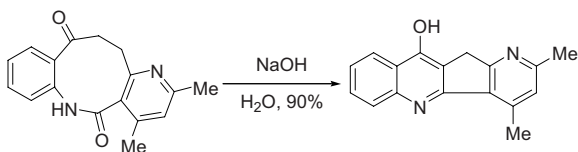


Pathway B:



Example 1¹



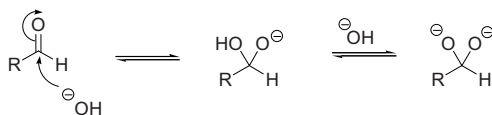
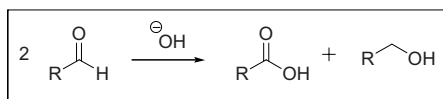
Example 2⁶

References

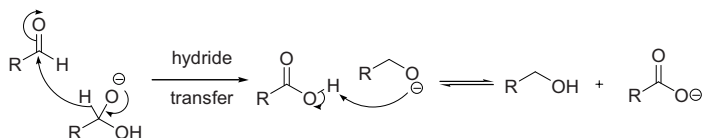
1. (a) Camps, R. *Chem. Ber.* **1899**, 32, 3228–3234. Rudolf Camps worked under Professor Engler from 1899 to 1902 at the Technische Hochschule in Karlsruhe, Germany. (b) Camps, R. *Arch. Pharm.* **1899**, 237, 659–691.
2. Elderfield, R. C.; Todd, W. H.; Gerber, S. *Heterocyclic Compounds* Vol. 6, Elderfield, R. C., ed.; Wiley and Sons, New York, **1957**, 576. (Review).
3. Clemence, F.; LeMartret, O.; Collard, J. J. *Heterocycl. Chem.* **1984**, 21, 1345–1353.
4. Hino, K.; Kawashima, K.; Oka, M.; Nagai, Y.; Uno, H.; Matsumoto, J. *Chem. Pharm. Bull.* **1989**, 37, 110–115.
5. Witkop, B.; Patrick, J. B.; Rosenblum, M. *J. Am. Chem. Soc.* **1951**, 73, 2641–2647.
6. Barret, R.; Ortillon, S.; Mulamba, M.; Laronze, J. Y.; Trentesaux, C.; Lévy, J. J. *Heterocycl. Chem.* **2000**, 37, 241–244.
7. Pflum, D. A. *Camps Quinolinol Synthesis*. In *Name Reactions in Heterocyclic Chemistry*; Li, J. J., Corey, E. J., Eds.; Wiley & Sons: Hoboken, NJ, **2005**, pp 386–389. (Review).

Cannizzaro reaction

Redox reaction between aromatic aldehydes, formaldehyde or other aliphatic aldehydes without α -hydrogen. Base is used to afford the corresponding alcohols and carboxylic acids.

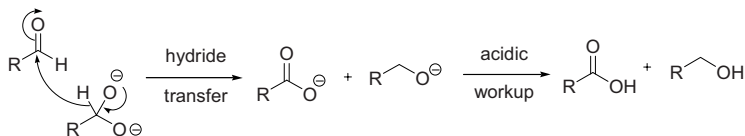


Pathway A:

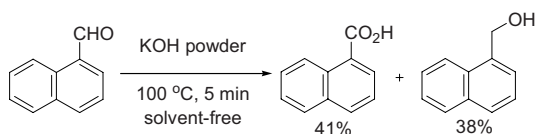


Final deprotonation of the carboxylic acid drives the reaction forward.

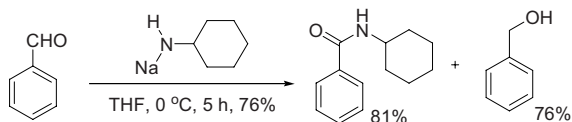
Pathway B:



Example 1⁴

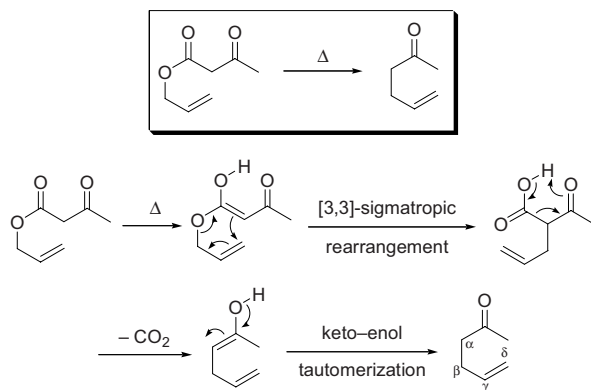


Example 2⁶

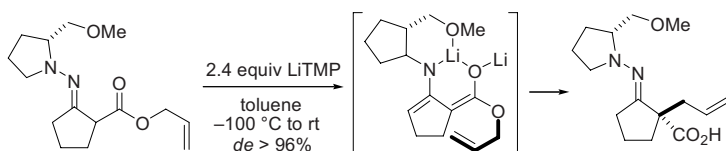


Carroll rearrangement

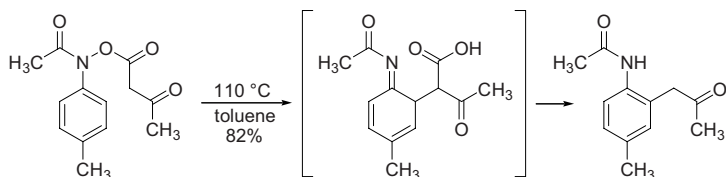
Thermal rearrangement of β -ketoesters followed by decarboxylation to yield γ -unsaturated ketones *via* anion-assisted Claisen rearrangement. It is a variant of the Claisen rearrangement (page 117).



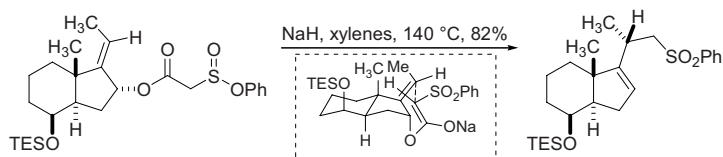
Example 1, Asymmetric Carroll rearrangement^{4,5}

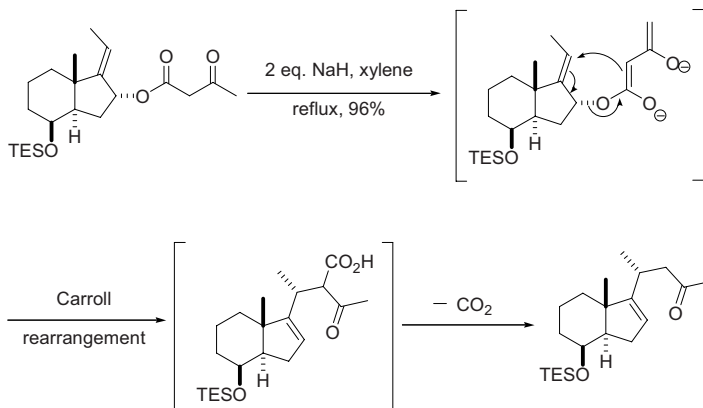
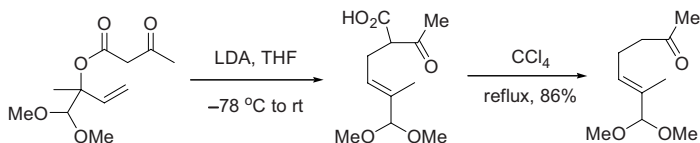


Example 2, Hetero-Carroll rearrangement⁶



Example 3⁷



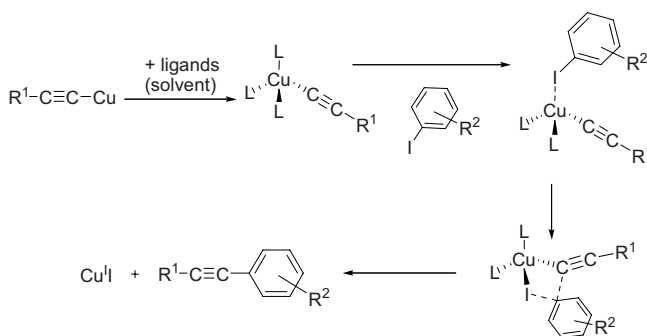
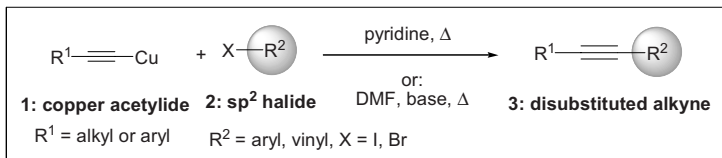
Example 4, Similar to Example 3⁷Example 5⁸

References

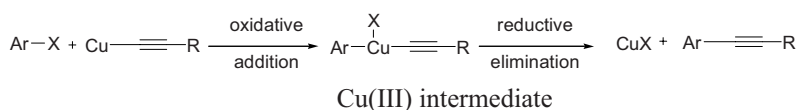
1. (a) Carroll, M. F. *J. Chem. Soc.* **1940**, 704–706. Michael F. Carroll worked at A. Boake, Roberts and Co. Ltd., in London, UK. (b) Carroll, M. F. *J. Chem. Soc.* **1941**, 507–511.
2. Ziegler, F. E. *Chem. Rev.* **1988**, 88, 1423–1452. (Review).
3. Echavarren, A. M.; Mendosa, J.; Prados, P.; Zapata, A. *Tetrahedron Lett.* **1991**, 32, 6421–6424.
4. Enders, D.; Knopp, M.; Runsink, J.; Raabe, G. *Angew. Chem., Int. Ed.* **1995**, 34, 2278–2280.
5. Enders, D.; Knopp, M. *Tetrahedron* **1996**, 52, 5805–5818.
6. Coates, R. M.; Said, I. M. *J. Am. Chem. Soc.* **1977**, 99, 2355–2357.
7. Hatcher, M. A.; Posner, G. H. *Tetrahedron Lett.* **2002**, 43, 5009–5012.
8. Jung, M. E.; Duclos, B. A. *Tetrahedron Lett.* **2004**, 45, 107–109.
9. Defosseux, M.; Blanchard, N.; Meyer, C.; Cossy, J. *J. Org. Chem.* **2004**, 69, 4626–4647.
10. Williams, D. R.; Nag, P. P. *Claisen and Related Rearrangements*. In *Name Reactions for Homologations-Part II*; Li, J. J., Corey, E. J., Eds.; Wiley & Sons: Hoboken, NJ, **2009**, pp 33–87. (Review).

Castro–Stephens coupling

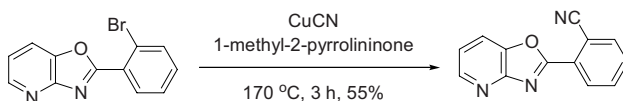
Aryl–acetylene synthesis, *Cf.* Cadiot–Chodkiewicz coupling and Sonogashira coupling. The Castro–Stephens coupling uses stoichiometric copper, whereas the Sonogashira variant uses catalytic palladium and copper.



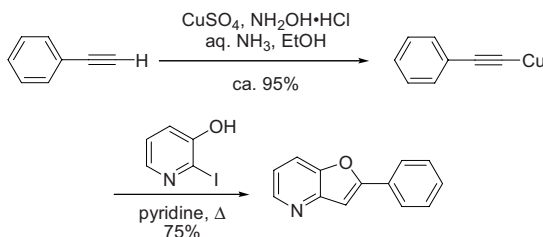
An alternative mechanism similar to that of the Cadiot–Chodkiewicz coupling:

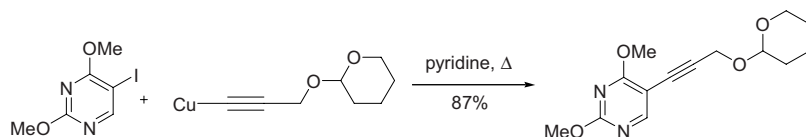
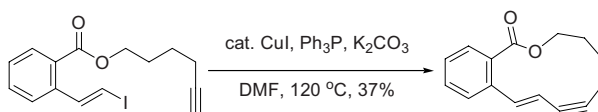
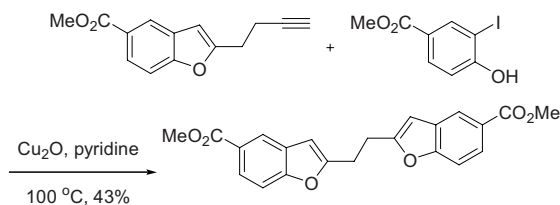


Example 1, A variant, also known as the Rosenmund–von Braun synthesis of aryl nitriles²



Example 2⁴



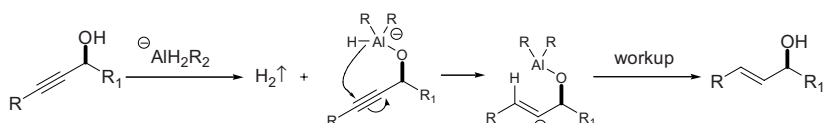
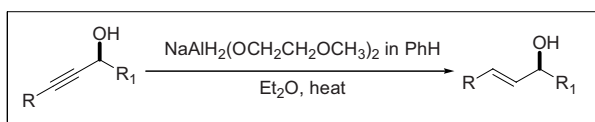
Example 3⁵Example 4⁸Example 5, *In situ* Castro–Stephens reaction¹⁰

References

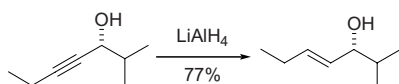
1. (a) Castro, C. E.; Stephens, R. D. *J. Org. Chem.* **1963**, *28*, 2163. Castro and Stephens worked in the Department of Nematology and Chemistry at University of California, Riverside. (b) Stephens, R. D.; Castro, C. E. *J. Org. Chem.* **1963**, *28*, 3313–3315.
2. Clark, R. L.; Pessolano, A. A.; Witzel, B.; Lanza, T.; Shen, T. Y.; Van Arman, C. G.; Risley, E. A. *J. Med. Chem.* **1978**, *21*, 1158–1162.
3. Staab, H. A.; Neunhoeffer, K. *Synthesis* **1974**, 424.
4. Owsley, D.; Castro, C. *Org. Synth.* **1988**, *52*, 128–131.
5. Kundu, N. G.; Chaudhuri, L. N. *J. Chem. Soc., Perkin Trans 1* **1991**, 1677–1682.
6. Kabbara, J.; Hoffmann, C.; Schinzer, D. *Synthesis* **1995**, 299–302.
7. White, J. D.; Carter, R. G.; Sundermann, K. F.; Wartmann, M. *J. Am. Chem. Soc.* **2001**, *123*, 5407–5413.
8. Coleman, R. S.; Garg, R. *Org. Lett.* **2001**, *3*, 3487–3490.
9. Rawat, D. S.; Zaleski, J. M. *Synth. Commun.* **2002**, *32*, 1489–1494.
10. Bakunova, A.; Bakunov, S.; Wenzler, T.; Barszcz, T.; Werbovets, K.; Brun, R.; Hall, J.; Tidwell, R. *J. Med. Chem.* **2007**, *50*, 5807–5823.
11. Gray, D. L. *Castro–Stephens coupling*. In *Name Reactions for Homologations-Part I*; Li, J. J., Corey, E. J., Eds.; Wiley & Sons: Hoboken, NJ, **2009**, pp 212–235. (Review).

Chan alkynes reduction

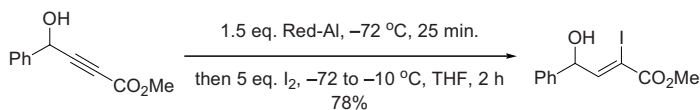
Stereoselective reduction of acetylenic alcohols to *E*-allylic alcohols using sodium bis(2-methoxyethoxy)aluminum hydride (SMEAH, also known as Red-Al) or LiAlH_4 .



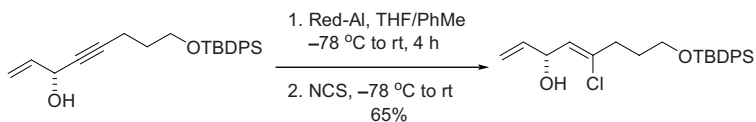
Example 1³



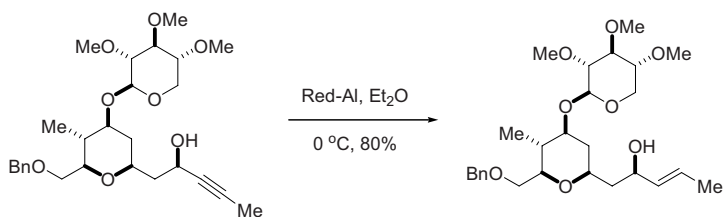
Example 2⁴



Example 3⁶



Example 4⁷

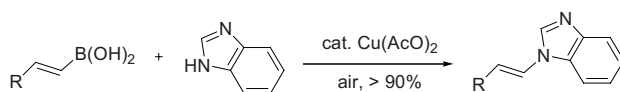
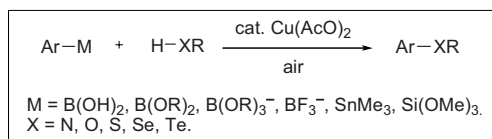


References

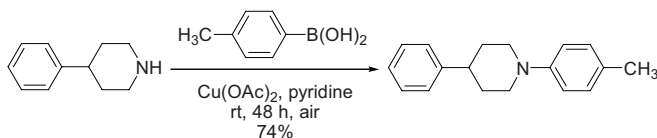
1. Chan, K.-K.; Cohen, N.; De Noble, J. P.; Specian, A. C., Jr.; Saucy, G. *J. Org. Chem.* **1976**, *41*, 3497–3505. Ka-Kong Chan was a chemist at Hoffmann–La Roche, Inc. in Nutley, NJ, USA.
2. Blunt, J. W.; Hartshorn, M. P.; Munro, M. H. G.; Soong, L. T.; Thompson, R. S.; Vaughan, J. *J. Chem. Soc., Chem. Commun.* **1980**, 820–821.
3. Midland, M. M.; Gabriel, J. *J. Org. Chem.* **1985**, *50*, 1143–1144.
4. Meta, C. T.; Koide, K. *Org. Lett.* **2004**, *6*, 1785–1787.
5. Yamazaki, T.; Ichige, T.; Kitazume, T. *Org. Lett.* **2004**, *6*, 4073–4076.
6. Xu, S.; Arimoto, H.; Uemura, D. *Angew. Chem., Int. Ed.* **2007**, *46*, 5746–5749.
7. Chakraborty, T. K.; Reddy, V. R.; Gajula, P. K. *Tetrahedron* **2008**, *64*, 5162–5167.

Chan–Lam C–X coupling reaction

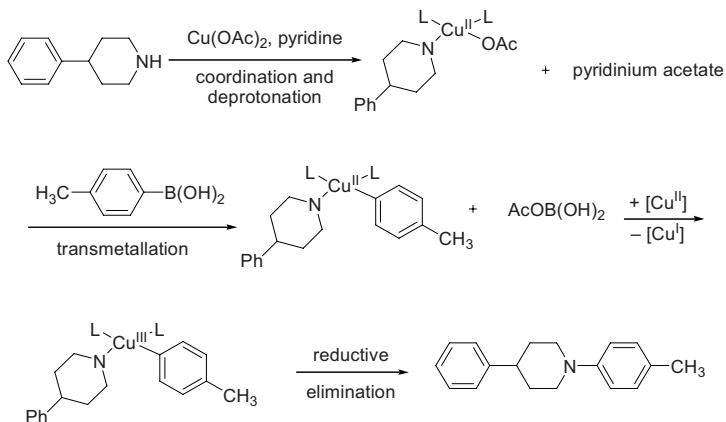
Arylation of a wide range of NH/OH/SH substrates by oxidative cross-coupling with boronic acids in the presence of catalytic cupric acetate and either triethylamine or pyridine at room temperature in air. The reaction works for amides, amines, anilines, azides, hydantoin, hydrazines, imides, imines, nitroso, pyrazinones, pyridones, purines, pyrimidines, sulfonamides, sulfinates, sulfoximines, ureas, alcohols, phenols, and thiols. It is also the mildest method for *N/O*-vinylation. The boronic acids can be replaced with siloxanes or stannanes. The mild condition of this reaction is an advantage over Buchwald–Hartwig’s Pd-catalyzed cross-coupling. The Chan–Lam C–X bond cross-coupling reaction is complementary to Suzuki–Miyaura’s C–C bond cross-coupling reaction.

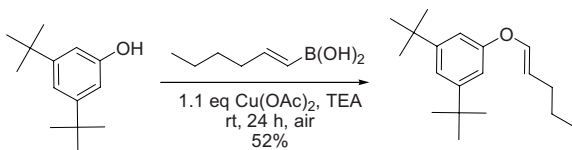
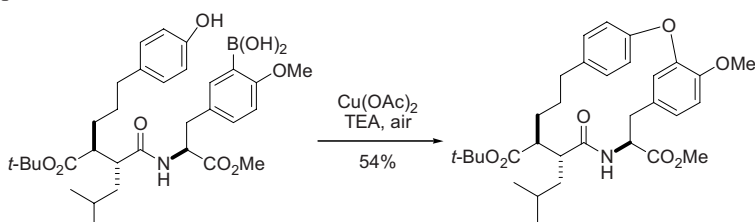
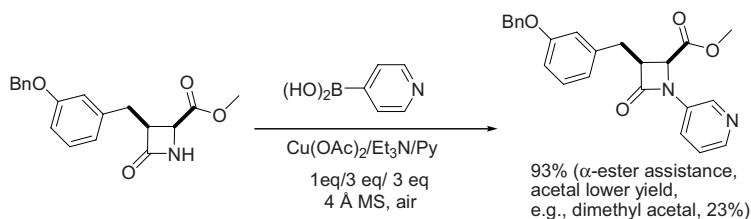
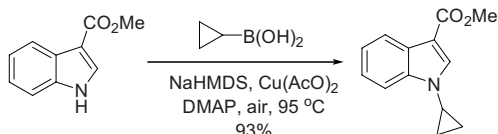
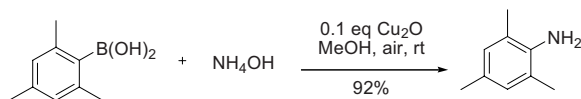


Example 1^{1a,d}



Mechanism:^{1c,d,17}



Example 2⁴Example 3⁵Example 4¹³Example 5¹⁴Example 6¹⁵

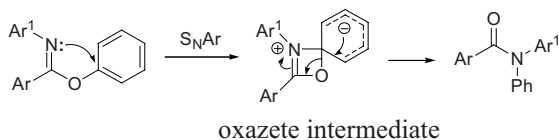
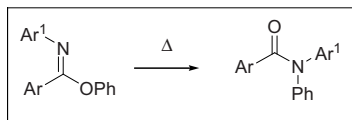
References

- (a) Chan, D. M. T.; Monaco, K. L.; Wang, R.-P.; Winters, M. P. *Tetrahedron Lett.* **1998**, *39*, 2933–2936. (b) Lam, P. Y. S.; Clark, C. G.; Saubern, S.; Adams, J.; Winters, M. P.; Chan, D. M. T.; Combs, A. *Tetrahedron Lett.* **1998**, *39*, 2941–2949. Dominic Chan is a chemist at DuPont Crop Protection, Wilmington, DE, USA. He did his PhD research with Prof. Barry Trost at the University of Wisconsin, Madison. Patrick Lam is a research director at Bristol–Myers Squibb, Princeton, NJ, USA. He was formerly with DuPont Pharmaceuticals Company. He did his PhD research with Prof. Louis Friedrich at the University of Rochester and Postdoc research with Prof. Mi-

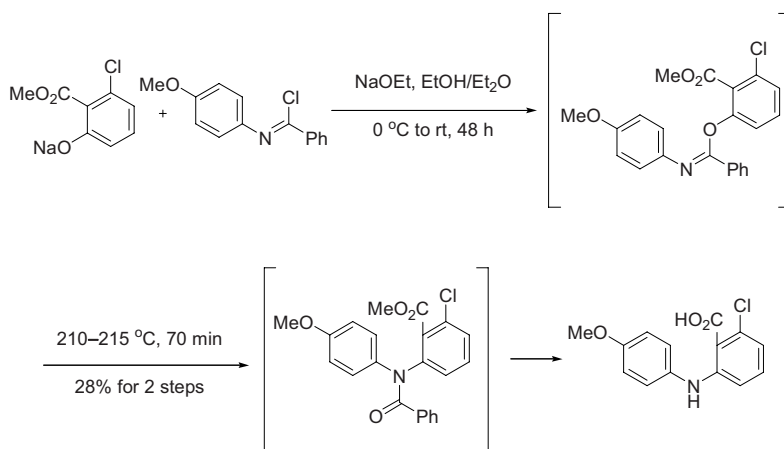
- chael Jung and the late Prof. Donald Cram at UCLA. (c) Evans, D. A.; Katz, J. L.; West, T. R. *Tetrahedron Lett.* **1998**, *39*, 2937–2940. Prof. Evans' group found out about the discovery of this reaction on a National Organic Symposium poster and became interested in the *O*-arylation because of his long interest in vancomycin total synthesis. (d) Lam, P. Y. S.; Clark, C. G.; Saubern, S.; Adams, J.; Averill, K. M.; Chan, D. M. T.; Combs, A. *Synlett* **2000**, 674–676. (e) Lam, P. Y. S.; Bonne, D.; Vincent, G.; Clark, C. G.; Combs, A. P. *Tetrahedron Lett.* **2003**, *44*, 1691–1694.
- Reviews: (a) Chan, D. M. T.; Lam, P. Y. S., Book chapter in *Boronic Acids* Hall, ed. **2005**, Wiley–VCH, 205–240. (b) Ley, S. V.; Thomas, A. W. *Angew. Chem., Int. Ed.* **2003**, *42*, 5400–5449.
 - Catalytic copper: (a) Lam, P. Y. S.; Vincent, G.; Clark, C. G.; Deudon, S.; Jadhav, P. K. *Tetrahedron Lett.* **2001**, *42*, 3415–3418. (b) Antilla, J. C.; Buchwald, S. L. *Org. Lett.* **2001**, *3*, 2077–2079. (c) Quach, T. D.; Batey, R. A. *Org. Lett.* **2003**, *5*, 4397–4400. (d) Collman, J. P.; Zhong, M. *Org. Lett.* **2000**, *2*, 1233–1236. (e) Lan, J.-B.; Zhang, G.-L.; Yu, X.-Q.; You, J.-S.; Chen, L.; Yan, M.; Xie, R.-G. *Synlett* **2004**, 1095–1097.
 - Vinyl boronic acids: Lam, P. Y. S.; Vincent, G.; Bonne, D.; Clark, C. G. *Tetrahedron Lett.* **2003**, *44*, 4927–4931.
 - Intramolecular: Decicco, C. P.; Song, Y.; Evans, D. A. *Org. Lett.* **2001**, *3*, 1029–1032.
 - Solid phase: (a) Combs, A. P.; Saubern, S.; Rafalski, M.; Lam, P. Y. S. *Tetrahedron Lett.* **1999**, *40*, 1623–1626. (b) Combs, A. P.; Tadesse, S.; Rafalski, M.; Haque, T. S.; Lam, P. Y. S. *J. Comb. Chem.* **2002**, *4*, 179–182.
 - Boronates/borates: (a) Chan, D. M. T.; Monaco, K. L.; Li, R.; Bonne, D.; Clark, C. G.; Lam, P. Y. S. *Tetrahedron Lett.* **2003**, *44*, 3863–3865. (b) Yu, X. Q.; Yamamoto, Y.; Miyuara, N. *Chem. Asian J.* **2008**, *3*, 1517–1522.
 - Siloxanes: (a) Lam, P. Y. S.; Deudon, S.; Averill, K. M.; Li, R.; He, M. Y.; DeShong, P.; Clark, C. G. *J. Am. Chem. Soc.* **2000**, *122*, 7600–7601. (b) Lam, P. Y. S.; Deudon, S.; Hauptman, E.; Clark, C. G. *Tetrahedron Lett.* **2001**, *42*, 2427–2429.
 - Stannanes: Lam, P. Y. S.; Vincent, G.; Bonne, D.; Clark, C. G. *Tetrahedron Lett.* **2002**, *43*, 3091–3094.
 - Thiols: (a) Herradura, P. S.; Pendola, K. A.; Guy, R. K. *Org. Lett.* **2000**, *2*, 2019–2022. (b) Savarin, C.; Srogl, J.; Liebeskind, L. S. *Org. Lett.* **2002**, *4*, 4309–4312.
 - Sulfinates: (a) Beaulieu, C.; Guay, D.; Wang, C.; Evans, D. A. *Tetrahedron Lett.* **2004**, *45*, 3233–3236. (b) Huang, H.; Batey, R. A. *Tetrahedron.* **2007**, *63*, 7667–7672. (c) Kar, A.; Sayyed, L. A.; Lo, W. F.; Kaiser, H. M.; Beller, M.; Tse, M. K. *Org. Lett.* **2007**, *9*, 3405–3408.
 - Sulfoximines: Moessner, C.; Bolm, C. *Org. Lett.* **2005**, *7*, 2667–2669.
 - β -Lactam: Wang, W.; Devsathale, P.; *et al.* *Bio. Med. Chem. Lett.* **2008**, *18*, 1939–1944.
 - Cyclopropyl boronic acid: Tsuritani, T.; Strotman, N. A.; Yamamoto, Y.; Kawasaki, M.; Yasuda, N.; Mase, T. *Org. Lett.* **2008**, *10*, 1653–1655.
 - Ammonia: Rao, H.; Fu, H.; Jiang, Y.; Zhao, Y. *Ang. Chem., Int. Ed.* **2009**, *48*, 1114–1116.
 - Alcohol: Quach, T. D.; Batey, R. A. *Org. Lett.* **2003**, *5*, 1381–1384.
 - Mechanism: (a) Huffman, L. M.; Stahl, S. S. *J. Am. Chem. Soc.* **2008**, *130*, 9196–9197. (b) King, A. E.; Brunold, T. C.; Stahl, S. S. *J. Am. Chem. Soc.* **2009**, *131*, 5044–5045

Chapman rearrangement

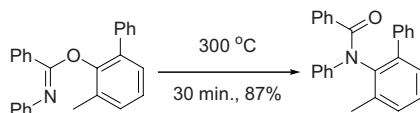
Thermal aryl rearrangement of *O*-aryliminoethers to amides.

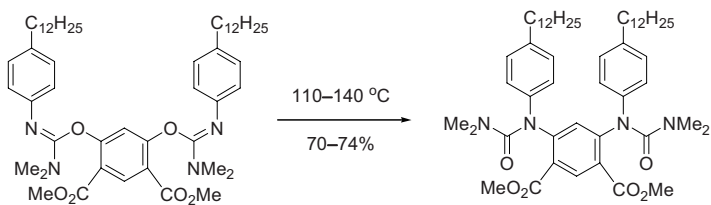
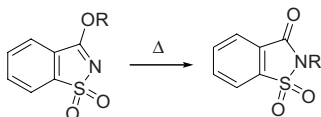


Example 1²



Example 2⁴



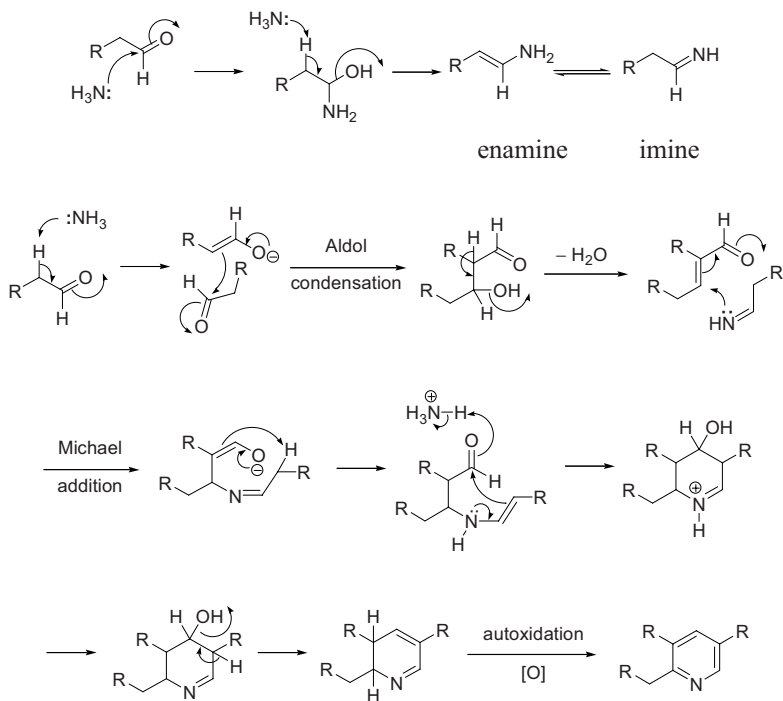
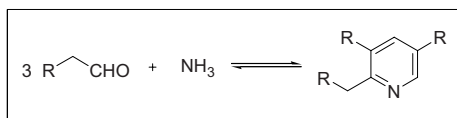
Example 3, Double Chapman rearrangement¹⁰Example 4, Chapman-like thermal rearrangement¹¹

References

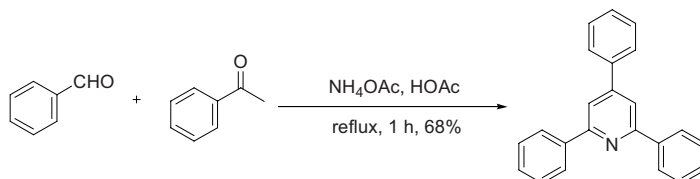
1. Chapman, A. W. *J. Chem. Soc.* **1925**, 127, 1992–1998. Arthur William Chapman was born in 1898 in London, England. He was a Lecturer in Organic Chemistry and later became Registrar of the University of Sheffield from 1944 to 1963.
2. Dauben, W. G.; Hodgson, R. L. *J. Am. Chem. Soc.* **1950**, 72, 3479–3480.
3. Schulenberg, J. W.; Archer, S. *Org. React.* **1965**, 14, 1–51. (Review).
4. Relles, H. M. *J. Org. Chem.* **1968**, 33, 2245–2253.
5. Shawali, A. S.; Hassaneen, H. M. *Tetrahedron* **1972**, 28, 5903–5909.
6. Kimura, M.; Okabayashi, I.; Isogai, K. *J. Heterocycl. Chem.* **1988**, 25, 315–320.
7. Farouz, F.; Miller, M. J. *Tetrahedron Lett.* **1991**, 32, 3305–3308.
8. Dessolin, M.; Eisenstein, O.; Golfier, M.; Prange, T.; Sautet, P. *J. Chem. Soc., Chem. Commun.* **1992**, 132–134.
9. Shohda, K.-I.; Wada, T.; Sekine, M. *Nucleosides Nucleotides* **1998**, 17, 2199–2210.
10. Marsh, A.; Nolen, E. G.; Gardinier, K. M.; Lehn, J. M. *Tetrahedron Lett.* **1994**, 35, 397–400.
11. Almeida, R.; Gomez-Zavaglia, A.; Kaczor, A.; Cristiano, M. L. S.; Eusebio, M. E. S.; Maria, T. M. R.; Fausto, R. *Tetrahedron* **2008**, 64, 3296–3305.

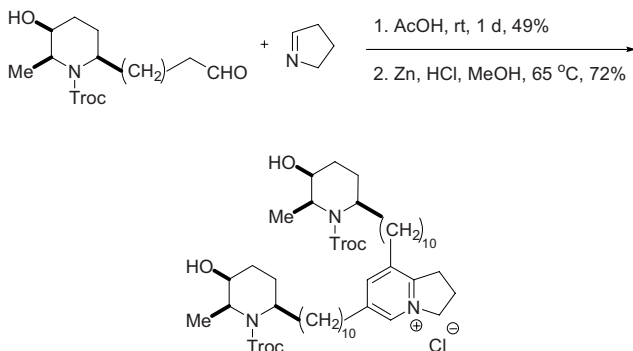
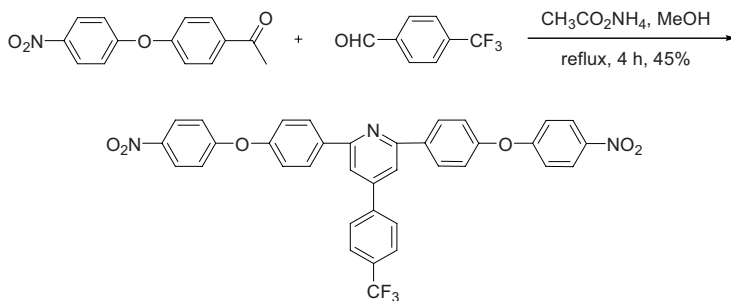
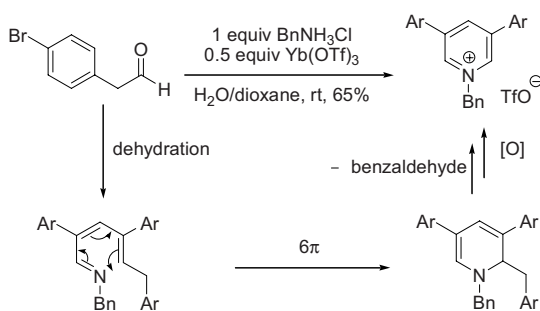
Chichibabin pyridine synthesis

Condensation of aldehydes with ammonia to afford pyridines.



Example 1⁴



Example 2⁸Example 3⁹Example 4, An abnormal Chichibabin reaction¹⁰

References

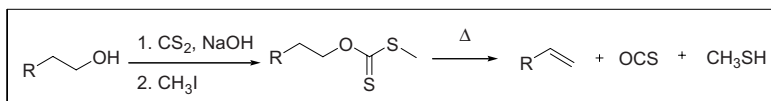
1. Chichibabin, A. E. *J. Russ. Phys. Chem. Soc.* **1906**, 37, 1229. Alexei E. Chichibabin (1871–1945) was born in Kuzemino, Russia. He was Markovnikov's favorite student. Markovnikov's successor, Zelinsky (of Hell–Volhard–Zelinsky reaction fame) did not

want to cooperate with the pupil and gave Chichibabin a negative judgment on his Ph.D. work, earning Chichibabin the nickname “the self-educated man.”

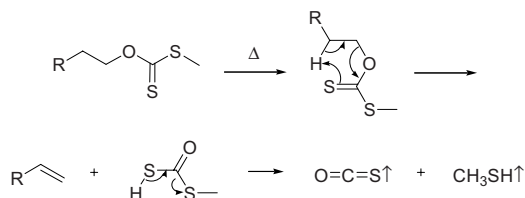
2. Sprung, M. M. *Chem. Rev.* **1940**, *40*, 297–338. (Review).
3. Frank, R. L.; Riener, E. F. *J. Am. Chem. Soc.* **1950**, *72*, 4182–4183.
4. Weiss, M. *J. Am. Chem. Soc.* **1952**, *74*, 200–202.
5. Kessar, S. V.; Nadir, U. K.; Singh, M. *Indian J. Chem.* **1973**, *11*, 825–826.
6. Shimizu, S.; Abe, N.; Iguchi, A.; Dohba, M.; Sato, H.; Hirose, K.-I. *Microporous Mesoporous Materials* **1998**, *21*, 447–451.
7. Galatas, P. *Chichibabin (Tschitschibabin) Pyridine Synthesis*. In *Name Reactions in Heterocyclic Chemistry*; Li, J. J., Corey, E. J., Eds.; Wiley & Sons: Hoboken, NJ, **2005**, pp 308–309. (Review).
8. Snider, B. B.; Neubert, B. J. *Org. Lett.* **2005**, *7*, 2715–2718.
9. Wang, X.-L.; Li, Y.-F.; Gong, C.-L.; Ma, T.; Yang, F.-C. *J. Fluorine Chem.* **2008**, *129*, 56–63.
10. Burns, N. Z.; Baran, P. S. *Angew. Chem., Int. Ed.* **2008**, *47*, 205–208.
11. Liaw, D.-J.; Wang, K.-L.; Kang, E.-T.; Pujari, S. Pu.; Chen, M.-H.; Huang, Y.-C.; Tao, B.-C.; Lee, K.-R.; Lai, J.-Y. *J. Polymer Sci., A: Polymer Chem.* **2009**, *47*, 991–1002.

Chugaev elimination

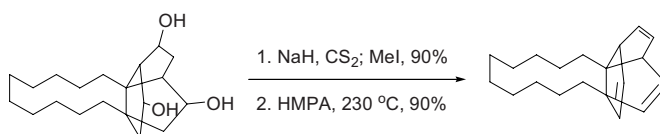
Thermal elimination of xanthates to olefins.



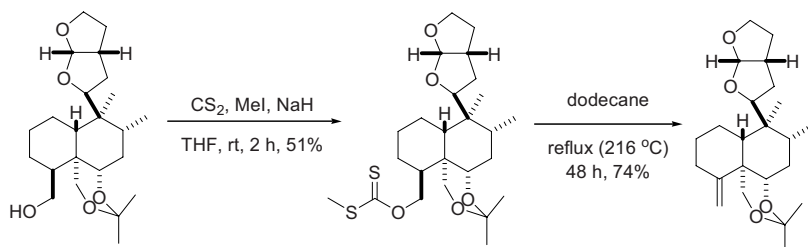
xanthate



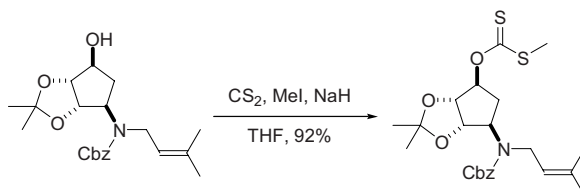
Example 1⁴

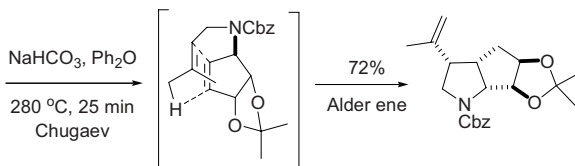


Example 2⁵



Example 3, Chugaev *syn*-elimination is followed by an intramolecular ene reaction⁶



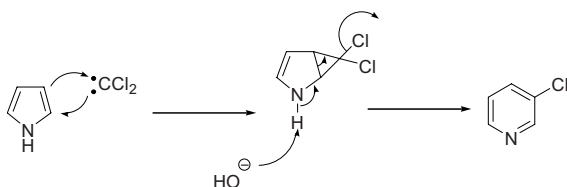
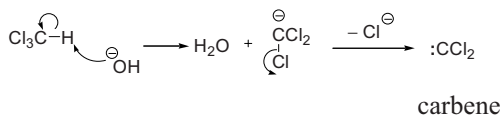
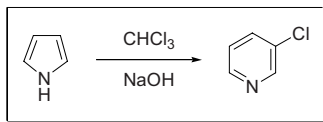


References

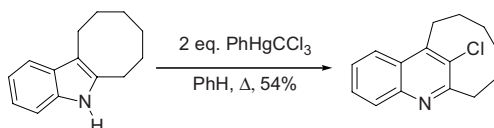
1. Chugaev, L. *Ber.* **1899**, 32, 3332. Lev A. Chugaev (1873–1922) was born in Moscow, Russia. He was a Professor of Chemistry at Petrograd, a position once held by Dimitri Mendeleev and Paul Walden. In addition to terpenoids, Chugaev also investigated nickel and platinum chemistry. He completely devoted his life to science. The light in Chugaev's study would invariably burn until 4 or 5 a.m.
2. Harano, K.; Taguchi, T. *Chem. Pharm. Bull.* **1975**, 23, 467–472.
3. Ho, T.-L.; Liu, S.-H. *J. Chem. Soc., Perkin Trans. 1* **1984**, 615–617.
4. Fu, X.; Cook, J. M. *Tetrahedron Lett.* **1990**, 31, 3409–3412.
5. Meulemans, T. M.; Stork, G. A.; Macaev, F. Z.; Jansen, B. J. M.; de Groot, A. *J. Org. Chem.* **1999**, 64, 9178–9188.
6. Nakagawa, H.; Sugahara, T.; Ogasawara, K. *Org. Lett.* **2000**, 2, 3181–3183.
7. Nakagawa, H.; Sugahara, T.; Ogasawara, K. *Tetrahedron Lett.* **2001**, 42, 4523–4526.
8. Fuchter, M. J. *Chugaev elimination*. In *Name Reactions for Functional Group Transformations*; Li, J. J., Corey, E. J., Eds.; John Wiley & Sons: Hoboken, NJ, **2007**, pp 334–342. (Review).
9. Ahmed, S.; Baker, L. A.; Grainger, R. S.; Innocenti, P.; Quevedo, C. E. *J. Org. Chem.* **2008**, 73, 8116–8119.

Ciamician–Dennsted rearrangement

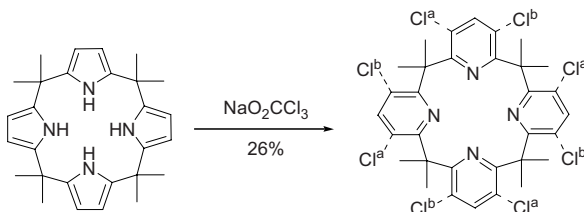
Cyclopropanation of a pyrrole with dichlorocarbene generated from CHCl_3 and NaOH . Subsequent rearrangement takes place to give 3-chloropyridine.



Example 1⁴



Example 2⁵

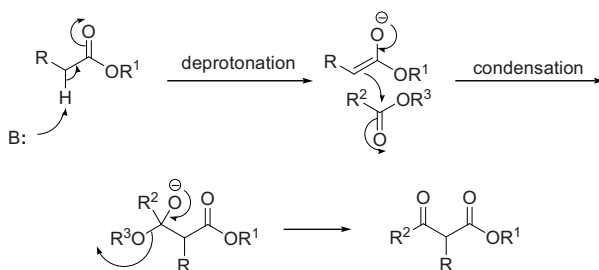
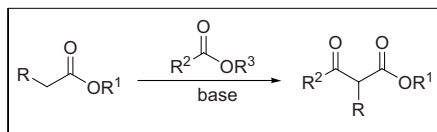


References

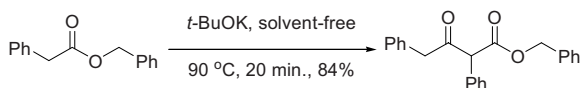
1. Ciamician, G. L.; Dennsted, M. *Ber.* **1881**, *14*, 1153. Giacomo Luigi Ciamician (1857–1922) was born in Trieste, Italy. Ciamician is considered the father of modern organic photochemistry.
2. Wynberg, H. *Chem. Rev.* **1960**, *60*, 169–184. (Review).
3. Wynberg, H. and Meijer, E. W. *Org. React.* **1982**, *28*, 1–36. (Review).
4. Parham, W. E.; Davenport, R. W.; Biasotti, J. B. *J. Org. Chem.* **1970**, *35*, 3775–3779.
5. Král, V.; Gale, P. A.; Anzenbacher, P. Jr.; K. Jursíková; Lynch, V.; Sessler, J. L. *J. Chem. Soc., Chem. Comm.* **1998**, 9–10.
6. Pflum, D. A. *Ciamician–Dennsted Rearrangement*. In *Name Reactions in Heterocyclic Chemistry*; Li, J. J., Corey, E. J., Eds.; Wiley & Sons: Hoboken, NJ, **2005**, pp 350–354. (Review).

Claisen condensation

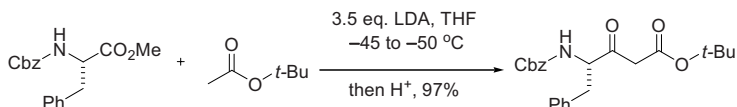
Base-catalyzed condensation of esters to afford β -keto esters.



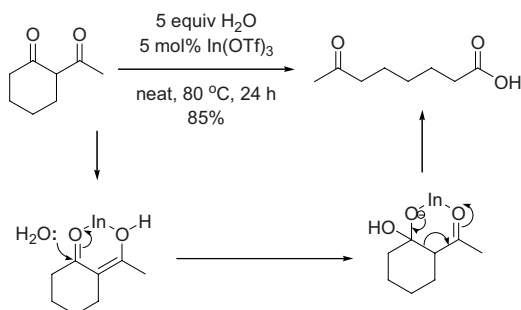
Example 1⁴

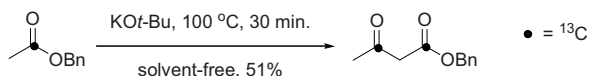


Example 2⁶



Example 3, Retro-Claisen condensation⁹



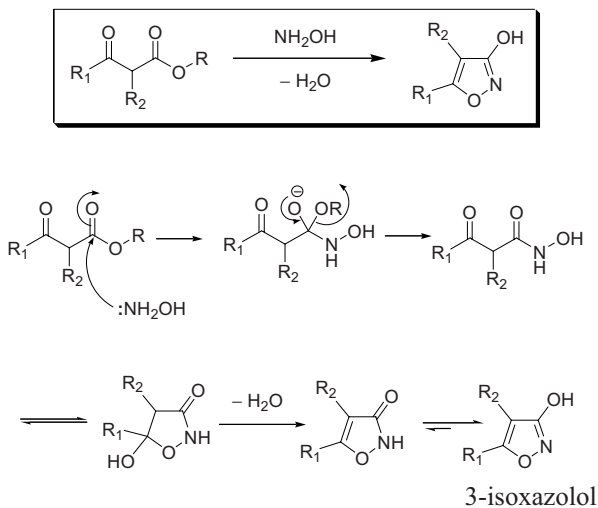
Example 4, Solvent-free Claisen condensation¹⁰

References

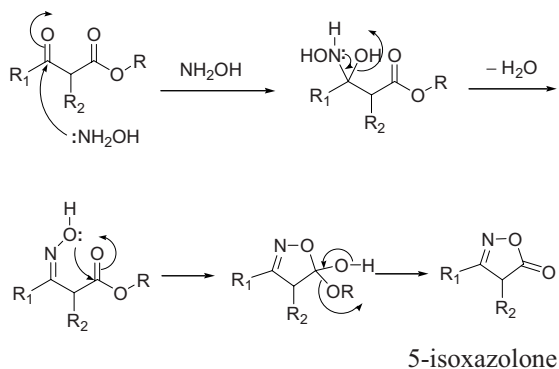
- 1 Claisen, R. L.; Lowman, O. *Ber.* **1887**, *20*, 651. Rainer Ludwig Claisen (1851–1930), born in Cologne, Germany, probably had the best pedigree in the history of organic chemistry. He apprenticed under Kekulé, Wöhler, von Baeyer, and Fischer before embarking on his own independent research.
- 2 Hauser, C. R.; Hudson, B. E. *Org. React.* **1942**, *1*, 266–302. (Review).
- 3 Schäfer, J. P.; Bloomfield, J. J. *Org. React.* **1967**, *15*, 1–203. (Review).
- 4 Yoshizawa, K.; Toyota, S.; Toda, F. *Tetrahedron Lett.* **2001**, *42*, 7983–7985.
- 5 Heath, R. J.; Rock, C. O. *Nat. Prod. Rep.* **2002**, *19*, 581–596. (Review).
- 6 Honda, Y.; Katayama, S.; Kojima, M.; Suzuki, T.; Izawa, K. *Org. Lett.* **2002**, *4*, 447–449.
- 7 Mogilaiah, K.; Reddy, N. V. *Synth. Commun.* **2003**, *33*, 73–78.
- 8 Linderberg, M. T.; Moge, M.; Sivadasan, S. *Org. Pro. Res. Dev.* **2004**, *8*, 838–845.
- 9 Kawata, A.; Takata, K.; Kuninobu, Y.; Takai, K. *Angew. Chem., Int. Ed.* **2007**, *46*, 7793–7795.
- 10 Iida, K.; Ohtaka, K.; Komatsu, T.; Makino, T.; Kajiwara, M. *J. Labelled Compd. Radiopharm.* **2008**, *51*, 167–169.

Claisen isoxazole synthesis

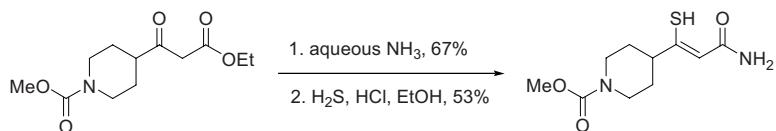
Cyclization of β -keto esters with hydroxylamine to provide 3-hydroxy-isoxazoles (3-isoxazolols).

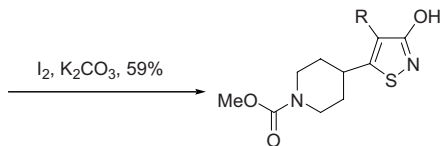
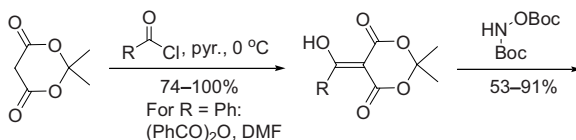


A side reaction:

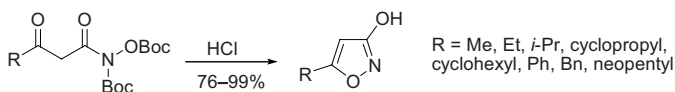
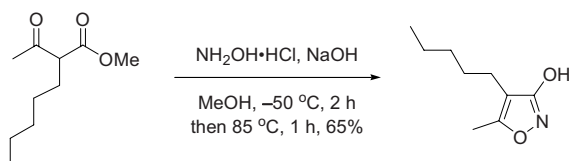


Example 1, A thio-analog⁶



Example 2⁷

Meldrum's acid

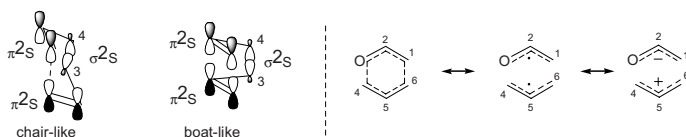
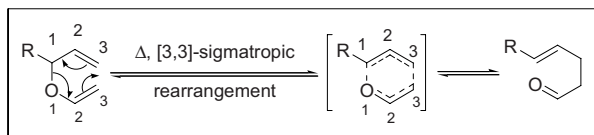
Example 3⁸

References

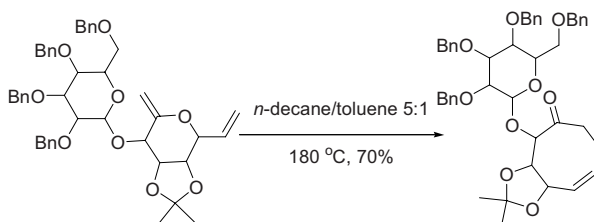
1. (a) Claisen, L; Lowman, O. E. *Ber.* **1888**, *21*, 784. (b) Claisen, L.; Zedel, W. *Ber.* **1891**, *24*, 140. (c) Hantzsch, A. *Ber.* **1891**, *24*, 495–506.
2. Barnes, R. A. In *Heterocyclic Compounds*; Elderfield, R. C., Ed.; Wiley: New York, **1957**; Vol. 5, p 474ff. (Review).
3. Loudon, J. D. In *Chemistry of Carbon Compounds*; Rodd, E. H., Ed.; Elsevier: Amsterdam, **1957**; Vol. 4a, p. 345ff. (Review).
4. McNab, H. *Chem. Soc. Rev.* **1978**, *7*, 345–358. (Review).
5. Chen, B.-C. *Heterocycles* **1991**, *32*, 529–597. (Review).
6. Frølund, B.; Kristiansen, U.; Brehm, L.; Hansen, A. B.; Krogsgaard-Larsen, K.; Falch, E. *J. Med. Chem.* **1995**, *38*, 3287–3296.
7. Sorensen, U. S.; Falch, E.; Krogsgaard-Larsen, K. *J. Org. Chem.* **2000**, *65*, 1003–1007.
8. Madsen, U.; Bräuner-Osborne, H.; Frydenvang, K.; Hvene, L.; Johansen, T.N.; Nielsen, B.; Sánchez, C.; Stensbøl, T.B.; Bischoff, F.; Krogsgaard-Larsen, K. *J. Med. Chem.* **2001**, *44*, 1051–1059.
9. Brooks, D. A. *Claisen Isoxazole Synthesis*. In *Name Reactions in Heterocyclic Chemistry*; Li, J. J., Corey, E. J., Eds.; Wiley & Sons: Hoboken, NJ, **2005**, pp 220–224. (Review).

Claisen rearrangements

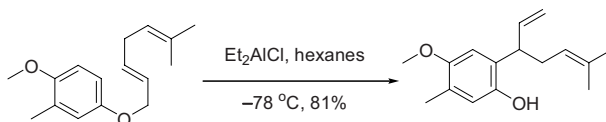
The Claisen, *para*-Claisen rearrangements, Belluš–Claisen rearrangement; Corey–Claisen, Eschenmoser–Claisen rearrangement, Ireland–Claisen, Kazmaier–Claisen, Saucy–Claisen; orthoester Johnson–Claisen, along with the Carroll rearrangement, belong to the category of *[3,3]-sigmatropic rearrangements*. The Claisen rearrangement is a concerted process and the arrow pushing here is merely illustrative.



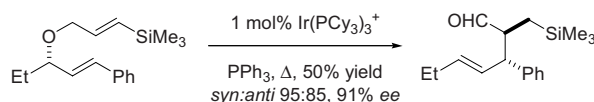
Example 1⁷

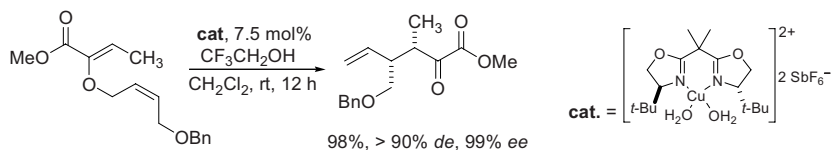
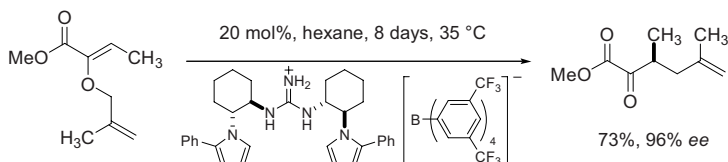


Example 2⁸



Example 3⁹



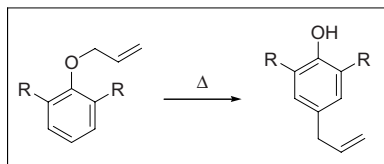
Example 4, Asymmetric Claisen rearrangement¹⁰Example 5, Asymmetric Claisen rearrangement¹¹

References

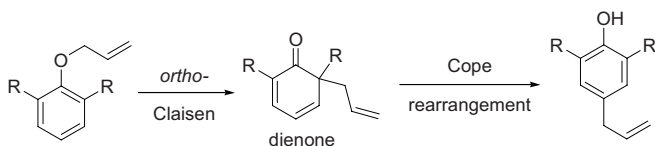
1. Claisen, L. *Ber.* **1912**, *45*, 3157–3166.
2. Rhoads, S. J.; Raulins, N. R. *Org. React.* **1975**, *22*, 1–252. (Review).
3. Wipf, P. In *Comprehensive Organic Synthesis*; Trost, B. M.; Fleming, I., Eds.; Pergamon, **1991**, Vol. 5, 827–873. (Review).
4. Ganem, B. *Angew. Chem., Int. Ed.* **1996**, *35*, 937–945. (Review).
5. Ito, H.; Taguchi, T. *Chem. Soc. Rev.* **1999**, *28*, 43–50. (Review).
6. Castro, A. M. M. *Chem. Rev.* **2004**, *104*, 2939–3002. (Review).
7. Jürs, S.; Thiem, J. *Tetrahedron: Asymmetry* **2005**, *16*, 1631–1638.
8. Vyvyan, J. R.; Oaksmith, J. M.; Parks, B. W.; Peterson, E. M. *Tetrahedron Lett.* **2005**, *46*, 2457–2460.
9. Nelson, S. G.; Wang, K. *J. Am. Chem. Soc.* **2006**, *128*, 4232–4233.
10. Körner, M.; Hiersemann, M. *Org. Lett.* **2007**, *9*, 4979–4982.
11. Uyeda, C.; Jacobsen, E. N. *J. Am. Chem. Soc.* **2008**, *130*, 9228–9229.
12. Williams, D. R.; Nag, P. P. *Claisen and Related Rearrangements*. In *Name Reactions for Homologations-Part II*; Li, J. J., Corey, E. J., Eds.; Wiley & Sons: Hoboken, NJ, **2009**, pp 33–43. (Review).

***para*-Claisen rearrangement**

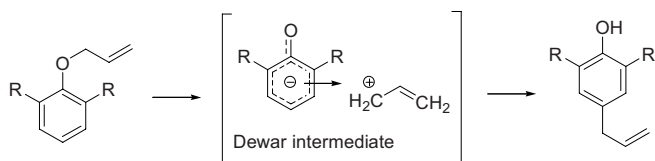
Further rearrangement of the normal *ortho*-Claisen rearrangement product gives the *para*-Claisen rearrangement product.



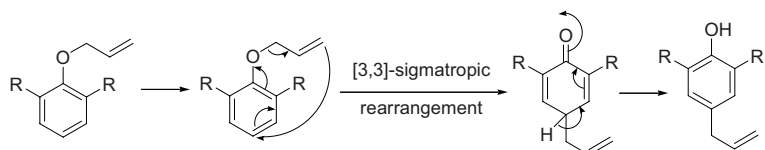
Mechanism 1:

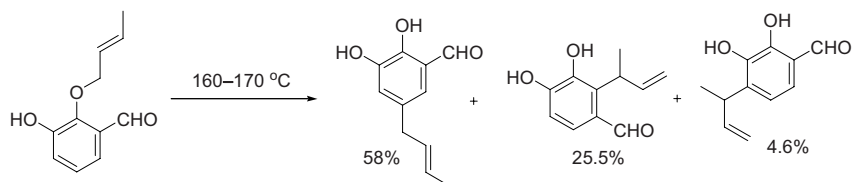
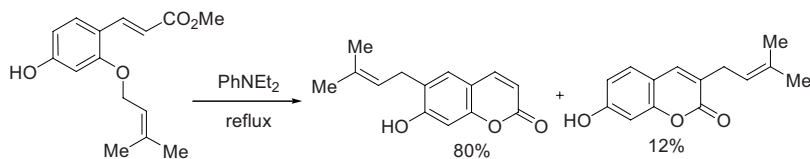
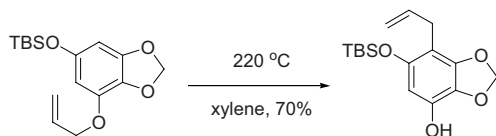
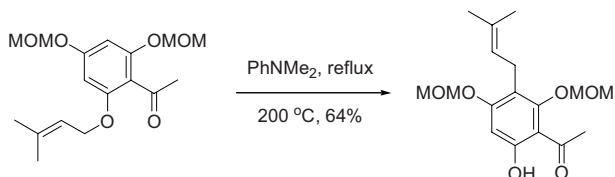


Mechanism 2:



Mechanism 3:



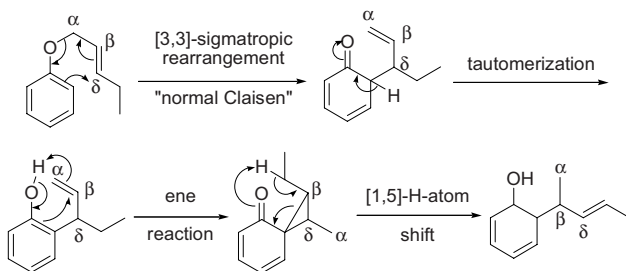
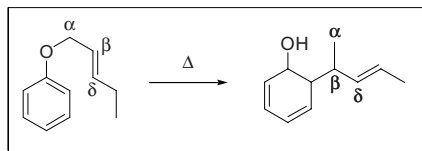
Example 1⁶Example 2⁷Example 3⁸Example 4¹⁰

References

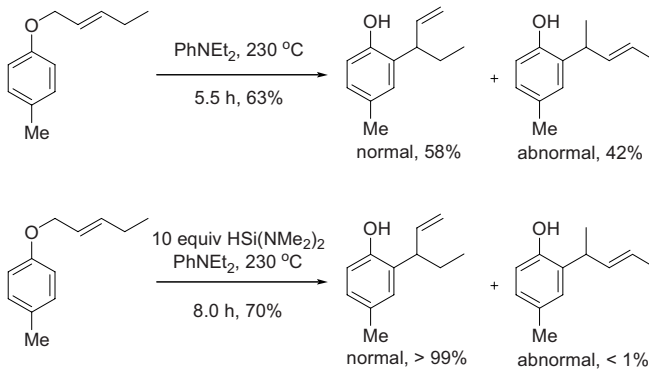
- Alexander, E. R.; Klumber, R. W. *J. Am. Chem. Soc.* **1951**, *73*, 4304–4306.
- Rhoads, S. J.; Raulins, R.; Reynolds, R. D. *J. Am. Chem. Soc.* **1953**, *75*, 2531–2532.
- Dyer, A.; Jefferson, A.; Scheinmann, F. *J. Org. Chem.* **1968**, *33*, 1259–1261.
- Murray, R. D. H.; Lawrie, K. W. M. *Tetrahedron* **1979**, *35*, 697–699.
- Cairns, N.; Harwood, L. M.; Astles, D. P. *J. Chem. Soc., Chem. Commun.* **1986**, 1264–1266.
- Kilényi, S. N.; Mahaux, J.-M.; van Durme, E. *J. Org. Chem.* **1991**, *56*, 2591–2594.
- Cairns, N.; Harwood, L. M.; Astles, D. P. *J. Chem. Soc., Perkin Trans. 1* **1994**, 3101–3107.
- Pettus, T. R. R.; Inoue, M.; Chen, X.-T.; Danishefsky, S. J. *J. Am. Chem. Soc.* **2000**, *122*, 6160–6168.
- Al-Maharik, N.; Botting, N. P. *Tetrahedron* **2003**, *59*, 4177–4181.
- Khupse, R. S.; Erhardt, P. W. *J. Nat. Prod.* **2007**, *70*, 1507–1509.

Abnormal Claisen rearrangement

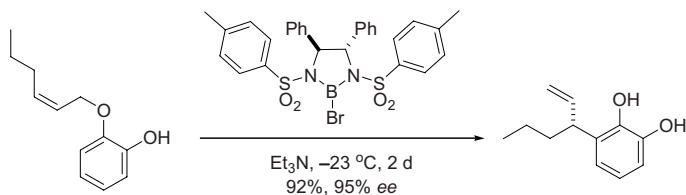
Further rearrangement of the normal Claisen rearrangement product with the β -carbon becoming attached to the ring.

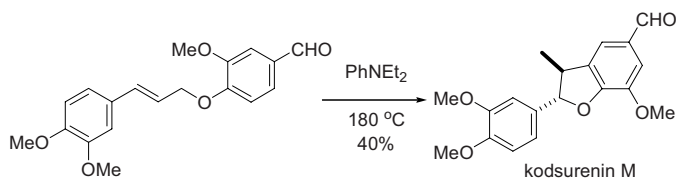
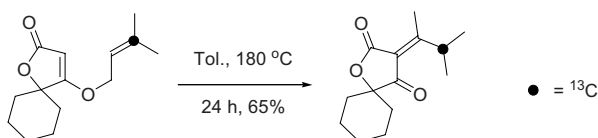
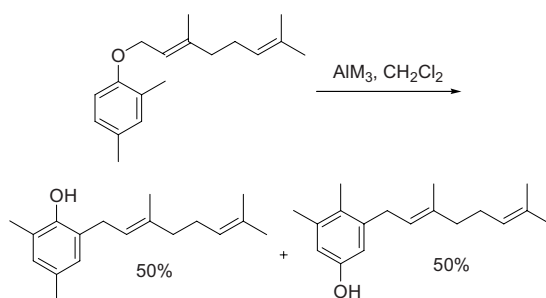


Example 1³



Example 2, Enantioselective aromatic Claisen rearrangement⁴



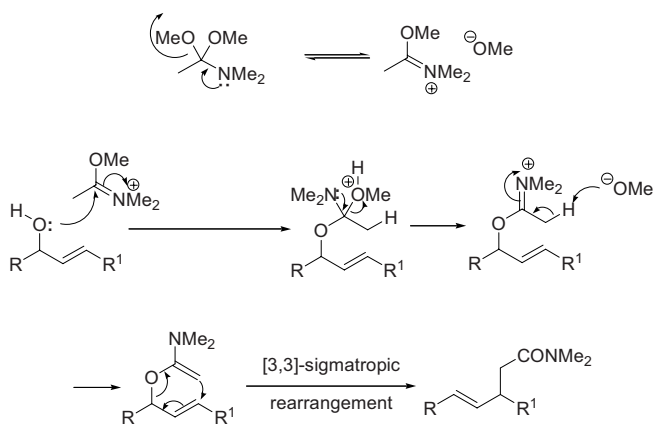
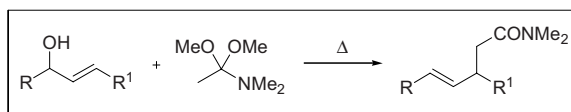
Example 3⁵Example 4⁶Example 5⁷

References

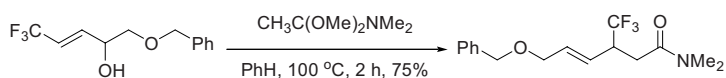
- Hansen, H.-J. In *Mechanisms of Molecular Migrations*; vol. 3, Thyagarajan, B. S., ed.; Wiley-Interscience: New York, **1971**, pp 177–236. (Review).
- Kilényi, S. N.; Mahaux, J.-M.; van Durme, E. *J. Org. Chem.* **1991**, *56*, 2591–2594.
- Fukuyama, T.; Li, T.; Peng, G. *Tetrahedron Lett.* **1994**, *35*, 2145–2148.
- Ito, H.; Sato, A.; Taguchi, T. *Tetrahedron Lett.* **1997**, *38*, 4815–4818.
- Yi, W. M.; Xin, W. A.; Fu, P. X. *J. Chem. Soc., (S)*, **1998**, 168.
- Schobert, R.; Siegfried, S.; Gordon, G.; Mulholland, D.; Nieuwenhuyzen, M. *Tetrahedron Lett.* **2001**, *42*, 4561–4564.
- Wipf, P.; Rodriguez, S. *Ad. Synth. Catal.* **2002**, *344*, 434–440.
- Puranik, R.; Rao, Y. J.; Krupadanam, G. L. D. *Indian J. Chem., Sect. B* **2002**, *41B*, 868–870.
- Williams, D. R.; Nag, P. P. *Claisen and Related Rearrangements*. In *Name Reactions for Homologations-Part II*; Li, J. J., Corey, E. J., Eds.; Wiley & Sons: Hoboken, NJ, **2009**, pp 33–87. (Review).

Eschenmoser–Claisen amide acetal rearrangement

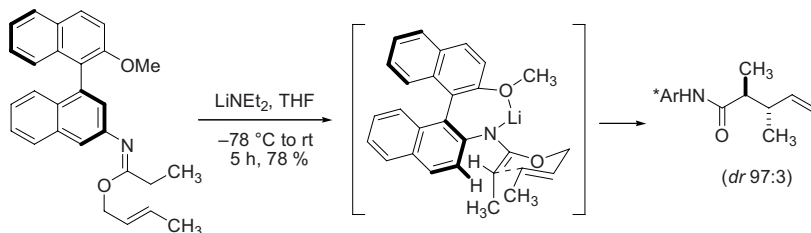
[3,3]-Sigmatropic rearrangement of *N,O*-ketene acetals to yield γ,δ -unsaturated amides. Since Eschenmoser was inspired by Meerwein's observations on the interchange of amide, the Eschenmoser–Claisen rearrangement is sometimes known as the Meerwein–Eschenmoser–Claisen rearrangement.

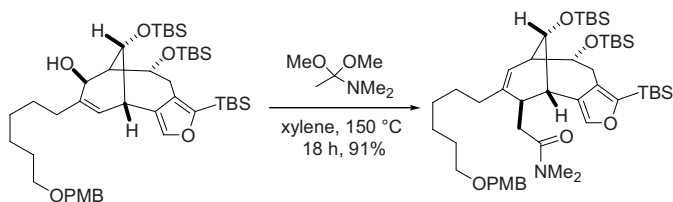
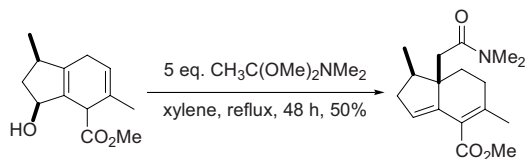


Example 1⁴



Example 2⁵



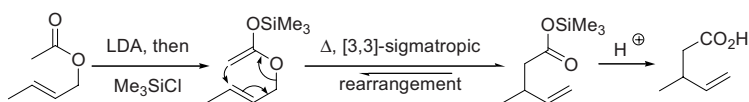
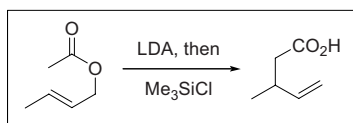
Example 3⁶Example 4⁸

References

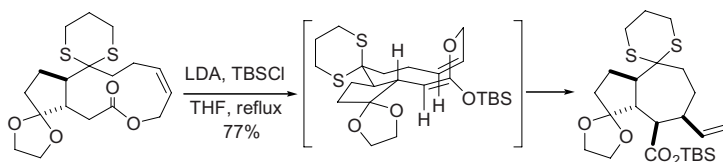
1. Meerwein, H.; Florian, W.; Schön, N.; Stopp, G. *Ann.* **1961**, *641*, 1–39.
2. Wick, A. E.; Felix, D.; Steen, K.; Eschenmoser, A. *Helv. Chim. Acta* **1964**, *47*, 2425–2429. Albert Eschenmoser (Switzerland, 1925–) is known for his work on, among many others, the monumental total synthesis of Vitamin B₁₂ with R. B. Woodward in 1973. He now holds dual appointments at both ETH Zürich and the Scripps Research Institute in La Jolla, CA.
3. Wipf, P. In *Comprehensive Organic Synthesis*; Trost, B. M.; Fleming, I., Eds.; Pergamon, **1991**, Vol. 5, 827–873. (Review).
4. Konno, T.; Nakano, H.; Kitazume, T. *J. Fluorine Chem.* **1997**, *86*, 81–87.
5. Metz, P.; Hungerhoff, B. *J. Org. Chem.* **1997**, *62*, 4442–4448.
6. Kwon, O. Y.; Su, D. S.; Meng, D. F.; Deng, W.; D'Amico, D. C.; Danishefsky, S. J. *Angew. Chem., Int. Ed.* **1998**, *37*, 1877–1880.
7. Ito, H.; Taguchi, T. *Chem. Soc. Rev.* **1999**, *28*, 43–50. (Review).
8. Loh, T.-P.; Hu, Q.-Y. *Org. Lett.* **2001**, *3*, 279–281.
9. Castro, A. M. M. *Chem. Rev.* **2004**, *104*, 2939–3002. (Review).
10. Williams, D. R.; Nag, P. P. *Claisen and Related Rearrangements*. In *Name Reactions for Homologations-Part II*; Li, J. J., Corey, E. J., Eds.; Wiley & Sons: Hoboken, NJ, **2009**, pp 60–68. (Review).

Ireland–Claisen (silyl ketene acetal) rearrangement

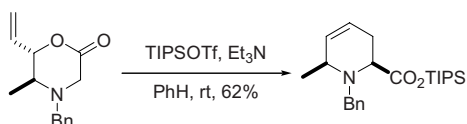
Rearrangement of allyl trimethylsilyl ketene acetal, prepared by reaction of allylic ester enolates with trimethylsilyl chloride, to yield γ,δ -unsaturated carboxylic acids. The Ireland–Claisen rearrangement seems to be advantageous to the other variants of the Claisen rearrangement in terms of *E/Z* geometry control and mild conditions.



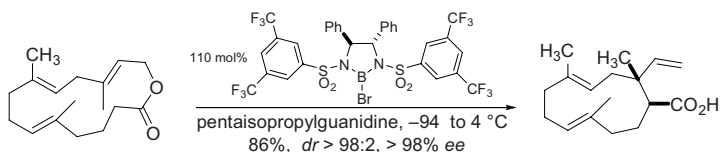
Example 1²

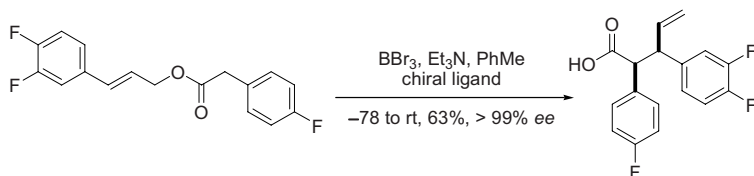
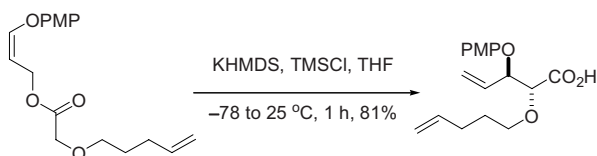


Example 2³



Example 3, Enantioselective ester enolate-Claisen Rearrangement⁶



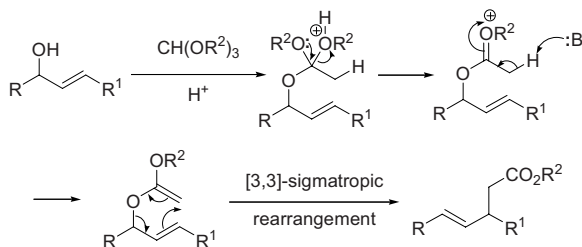
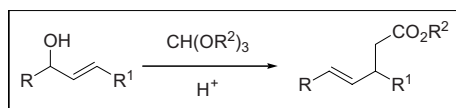
Example 4, A modified Ireland–Claisen rearrangement⁸Example 5⁹

References

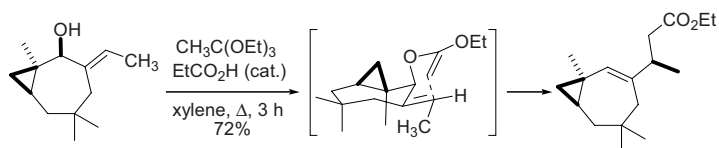
- Ireland, R. E.; Mueller, R. H. *J. Am. Chem. Soc.* **1972**, *94*, 5897–5898. Also *J. Am. Chem. Soc.* **1976**, *98*, 2868–2877. Robert E. Ireland obtained his Ph.D. from William S. Johnson before becoming a professor at the University of Virginia and later at the California Institute of Technology. He is now retired.
- Begley, M. J.; Cameron, A. G.; Knight, D. W. *J. Chem. Soc., Perkin Trans. 1* **1986**, 1933–1938.
- Angle, S. R.; Breitenbucher, J. G. *Tetrahedron Lett.* **1993**, *34*, 3985–3988.
- Pereira, S.; Srebnik, M. *Aldrichimica Acta* **1993**, *26*, 17–29. (Review).
- Ganem, B. *Angew. Chem., Int. Ed.* **1996**, *35*, 936–945. (Review).
- Corey, E.; Kania, R. S. *J. Am. Chem. Soc.* **1996**, *118*, 1229–1230.
- Chai, Y.; Hong, S.-p.; Lindsay, H. A.; McFarland, C.; McIntosh, M. C. *Tetrahedron* **2002**, *58*, 2905–2928. (Review).
- Churcher, I.; Williams, S.; Kerrad, S.; Harrison, T.; Castro, J. L.; Shearman, M. S.; Lewis, H. D.; Clarke, E. E.; Wrigley, J. D. J.; Beher, D.; Tang, Y. S.; Liu, W. *J. Med. Chem.* **2003**, *46*, 2275–2278.
- Fujiwara, K.; Goto, A.; Sato, D.; Kawai, H.; Suzuki, T. *Tetrahedron Lett.* **2005**, *46*, 3465–3468.
- Williams, D. R.; Nag, P. P. *Claisen and Related Rearrangements*. In *Name Reactions for Homologations-Part II*; Li, J. J., Corey, E. J., Eds.; Wiley & Sons: Hoboken, NJ, **2009**, pp 45–51. (Review).

Johnson–Claisen orthoester rearrangement

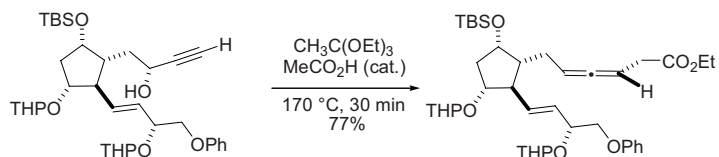
Heating of an allylic alcohol with an excess of trialkyl orthoacetate in the presence of trace amounts of a weak acid gives a mixed orthoester. Mechanistically, the orthoester loses alcohol to generate the ketene acetal, which undergoes [3,3]-sigmatropic rearrangement to give a γ,δ -unsaturated ester.



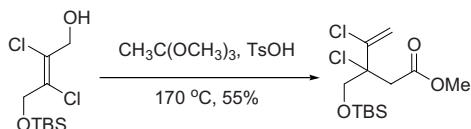
Example 1²

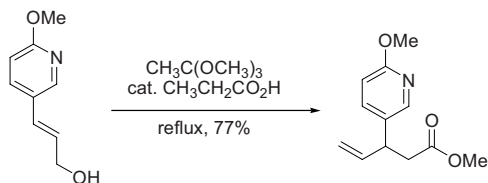
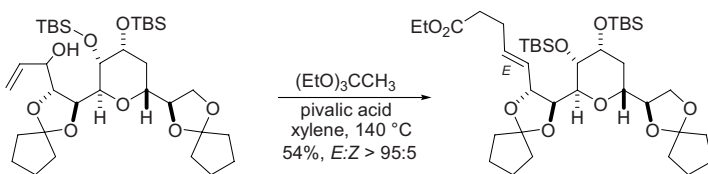


Example 2³



Example 3⁴



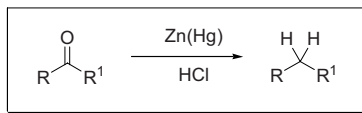
Example 4⁹Example 5¹⁰

References

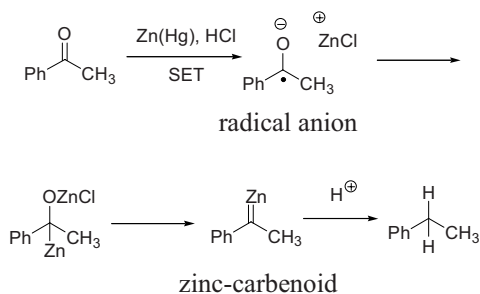
- Johnson, W. S.; Werthemann, L.; Bartlett, W. R.; Brocksom, T. J.; Li, T.-t.; Faulkner, D. J.; Peterson, M. R. *J. Am. Chem. Soc.* **1970**, *92*, 741–743. William S. Johnson (1913–1995) was born in New Rochelle, New York. He earned his Ph.D. in only two years at Harvard under Louis Fieser. He was a professor at the University of Wisconsin for 20 years before moving to Stanford University, where he was credited with building the modern-day Stanford Chemistry Department.
- Paquette, L.; Ham, W. H. *J. Am. Chem. Soc.* **1987**, *109*, 3025–3036.
- Cooper, G. F.; Wren, D. L.; Jackson, D. Y.; Beard, C. C.; Galeazzi, E.; Van Horn, A. R.; Li, T. T. *J. Org. Chem.* **1993**, *58*, 4280–4286.
- Schlama, T.; Baati, R.; Gouverneur, V.; Valleix, A.; Falck, J. R.; Mioskowski, C. *Angew. Chem., Int. Ed.* **1998**, *37*, 2085–2087.
- Giardiná, A.; Marcantoni, E.; Mecozzi, T.; Petrini, M. *Eur. J. Org. Chem.* **2001**, 713–718.
- Funabiki, K.; Hara, N.; Nagamori, M.; Shibata, K.; Matsui, M. *J. Fluorine Chem.* **2003**, *122*, 237–242.
- Montero, A.; Mann, E.; Herradón, B. *Eur. J. Org. Chem.* **2004**, 3063–3073.
- Scaglione, J. B.; Rath, N. P.; Covey, D. F. *J. Org. Chem.* **2005**, *70*, 1089–1092.
- Zartman, A. E.; Duong, L. T.; Fernandez-Metzler, C.; Hartman, G. D.; Leu, C.-T.; Prueksaritanont, T.; Rodan, G. A.; Rodan, S. B.; Duggan, M. E.; Meissner, R. S. *Bioorg. Med. Chem. Lett.* **2005**, *15*, 1647–1650.
- Hicks, J. D.; Roush, W. R. *Org. Lett.* **2008**, *10*, 681–684.
- Williams, D. R.; Nag, P. P. *Claisen and Related Rearrangements*. In *Name Reactions for Homologations-Part II*; Li, J. J., Corey, E. J., Eds.; Wiley & Sons: Hoboken, NJ, **2009**, pp 68–72. (Review).

Clemmensen reduction

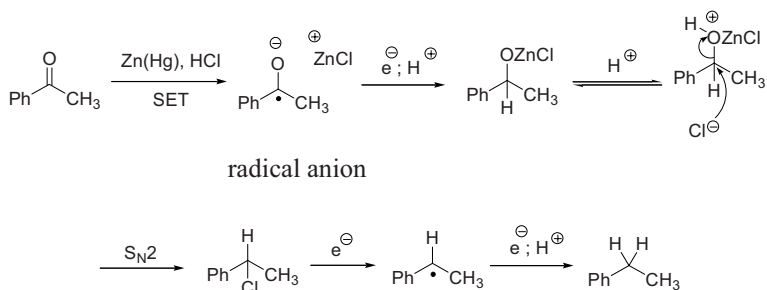
Reduction of aldehydes and ketones to the corresponding methylene compounds using amalgamated zinc in hydrochloric acid.



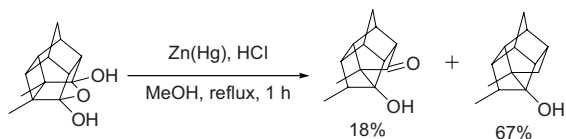
The zinc-carbenoid mechanism:³

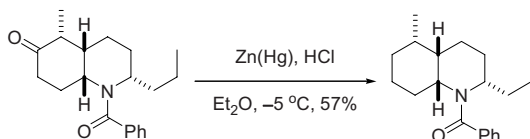
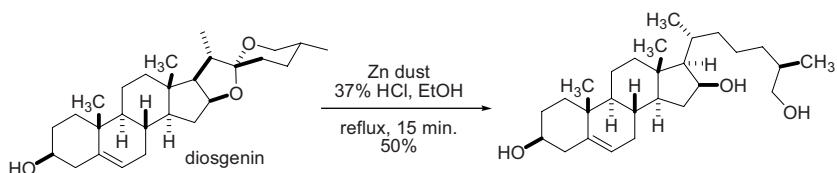


The radical anion mechanism:



Example 1⁵



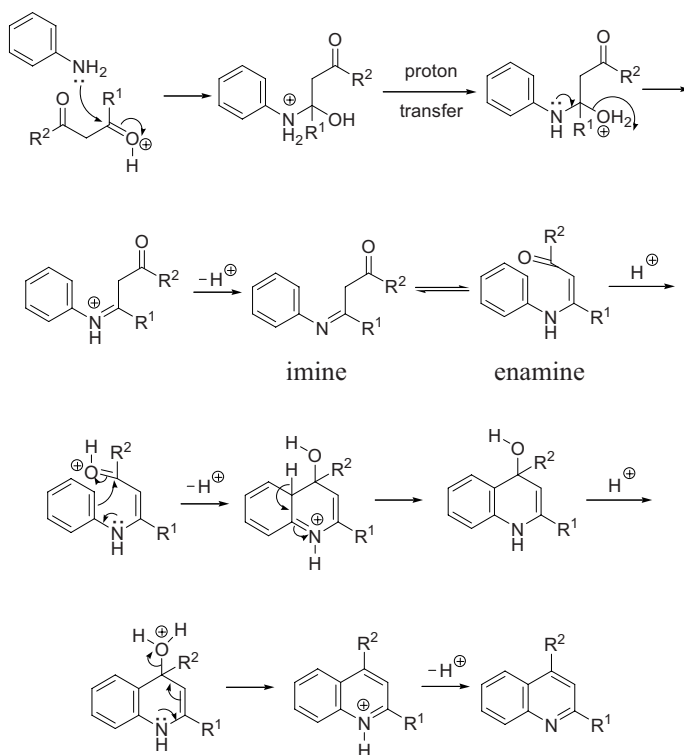
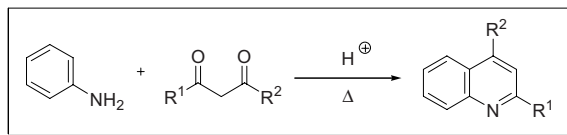
Example 2⁶Example 3⁸

References

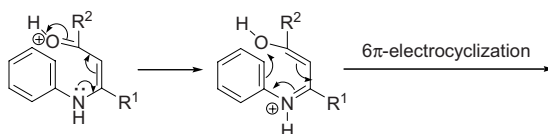
1. Clemmensen, E. *Ber.* **1913**, *46*, 1837–1843. Erik C. Clemmensen (1876–1941) was born in Odense, Denmark. He received the M.S. degree from the Royal Polytechnic Institute in Copenhagen. In 1900, Clemmensen immigrated to the United States, and worked at Parke, Davis and Company in Detroit as a research chemist for 14 years, where he discovered the reduction of carbonyl compounds with amalgamated zinc. Clemmensen later founded a few chemical companies and was the president of one of them, the Clemmensen Chemical Corporation in Newark, New Jersey.
2. Martin, E. L. *Org. React.* **1942**, *1*, 155–209. (Review).
3. Vedejs, E. *Org. React.* **1975**, *22*, 401–422. (Review).
4. Talapatra, S. K.; Chakrabarti, S.; Mallik, A. K.; Talapatra, B. *Tetrahedron* **1990**, *46*, 6047–6052.
5. Martins, F. J. C.; Viljoen, A. M.; Coetzee, M.; Fourie, L.; Wessels, P. L. *Tetrahedron* **1991**, *47*, 9215–9224.
6. Naruse, M.; Aoyagi, S.; Kibayashi, C. *J. Chem. Soc., Perkin Trans. 1* **1996**, 1113–1124.
7. Kappe, T.; Aigner, R.; Roschger, P.; Schnell, B.; Stadlbauer, W. *Tetrahedron* **1995**, *51*, 12923–12928.
8. Alessandrini, L.; Ciuffreda, P.; Santaniello, E.; Terraneo, G. *Steroids* **2004**, *69*, 789–794.
9. Dey, S. P.; Dey, D. K.; Dhara, M. G.; Mallik, A. K. *J. Indian Chem. Soc.* **2008**, *85*, 717–720.

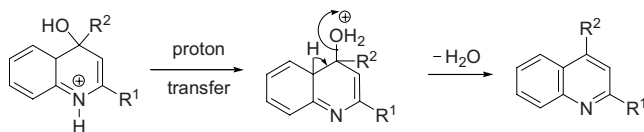
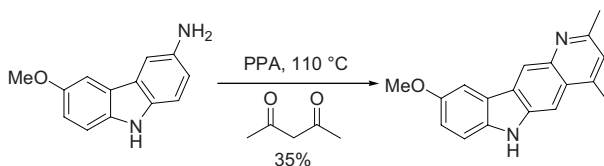
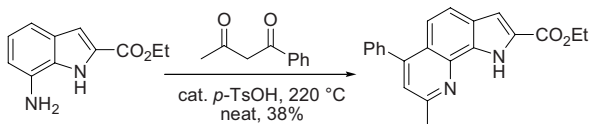
Combes quinoline synthesis

Acid-catalyzed condensation of anilines and β -diketones to assemble quinolines.
Cf. Conrad–Limpach reaction.



An electrocyclization mechanism is also possible:



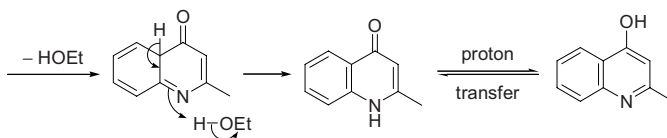
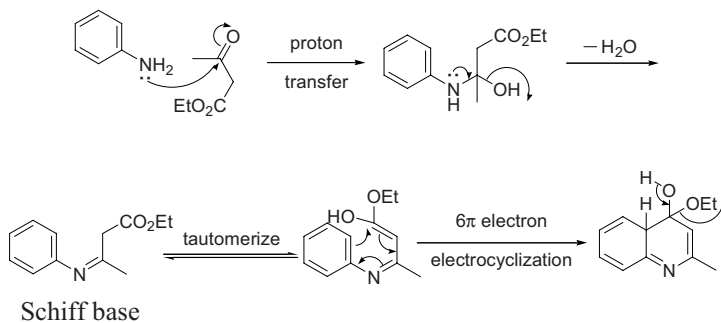
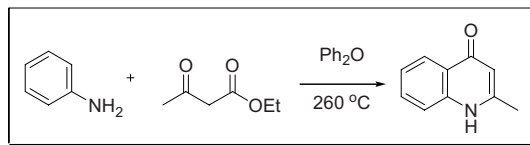
Example 1⁶Example 2⁷

References

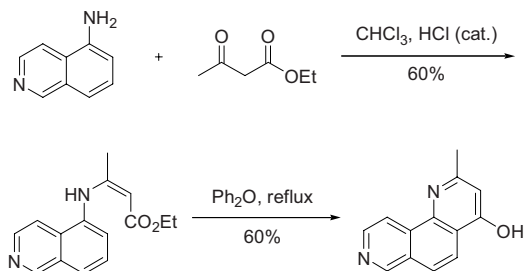
- Combes, A. *Bull. Soc. Chim. Fr.* **1888**, 49, 89. Alphonse-Edmond Combes (1858–1896) was born in St. Hippolyte-du-Fort, France. He apprenticed with Wurtz at Paris. He also collaborated with Charles Friedel of the Friedel–Crafts reaction fame. He became the president of the French Chemical Society in 1893 at the age of 35. His sudden death shortly after his 38th birthday was a great loss to organic chemistry.
- Roberts, E. and Turner, E. *J. Chem Soc.* **1927**, 1832–1857. (Review).
- Elderfield, R. C. In *Heterocyclic Compounds*, Elderfield, R. C., ed.; Wiley & Sons: New York, **1952**, vol. 4, 36–38. (Review).
- Popp, F. D. and McEwen, W. E. *Chem. Rev.* **1958**, 58, 321–401. (Review).
- Jones, G. In *Chemistry of Heterocyclic Compounds*, Jones, G., ed.; Wiley & Sons, New York, **1977**, Quinolines Vol. 32, pp 119–125. (Review).
- Alunni-Bistocchi, G.; Orvietani, P., Bittoun, P., Ricci, A.; Lescot, E. *Pharmazie* **1993**, 48, 817–820.
- El Ouar, M.; Knouzi, N.; Hamelin, J. *J. Chem. Res. (S)* **1998**, 92–93.
- Curran, T. T. *Combes Quinoline Synthesis*. In *Name Reactions in Heterocyclic Chemistry*; Li, J. J., Corey, E. J., Eds.; Wiley & Sons: Hoboken, NJ, **2005**, pp 390–397. (Review).

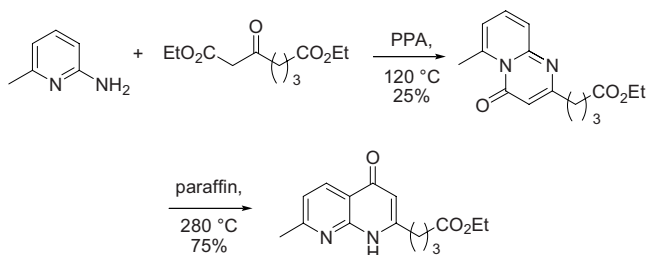
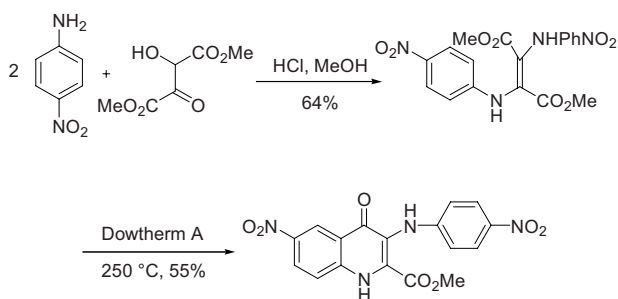
Conrad–Limpach reaction

Thermal or acid-catalyzed condensation of anilines with β -ketoesters leads to quinolin-4-ones. Cf. Combes quinoline synthesis.



Example 1³



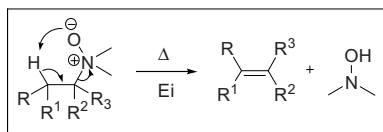
Example 2⁷Example 3⁸

References

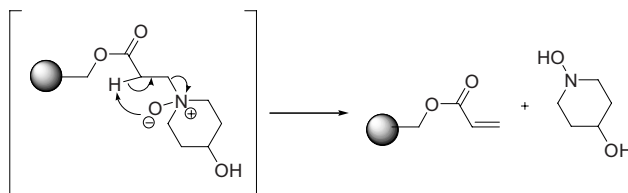
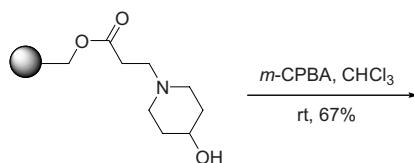
1. Conrad, M.; Limpach, L. *Ber.* **1887**, *20*, 944. Max Conrad (1848–1920), born in Munich, Germany, was a professor of the University of Würzburg, where he collaborated with Leonhard Limpach (1852–1933) on the synthesis of quinoline derivatives.
2. Manske, R. F. *Chem Rev.* **1942**, *30*, 113–114. (Review).
3. Misani, F.; Bogert, M. T. *J. Org. Chem.* **1945**, *10*, 347–365
4. Reitsem, R. H. *Chem. Rev.* **1948**, *43*, 43–68. (Review).
5. Elderfield, R. C. In *Chemistry of Heterocyclic Compounds*, Elderfield, R. C., Wiley & Sons, New York, **1952**, vol. 4, 31–36. (Review).
6. Jones, G. In *Heterocyclic Compounds*, Jones, G., ed.; John Wiley & Sons, New York, **1977**, Quinolines, Vol 32, 137–151. (Review).
7. Deady, L. W.; Werden, D. M. *Synth. Commun.* **1987**, *17*, 319–328.
8. Kemp, D. S.; Bowen, B. R. *Tetrahedron Lett.* **1988**, *29*, 5077–5080.
9. Curran, T. T. *Conrad–Limpach Reaction*. In *Name Reactions in Heterocyclic Chemistry*; Li, J. J., Corey, E. J., Eds.; Wiley & Sons: Hoboken, NJ, **2005**, pp 398–406. (Review).
10. Chan, B. K.; Ciufolini, M. A. *J. Org. Chem.* **2008**, *72*, 8489–8495.

Cope elimination reaction

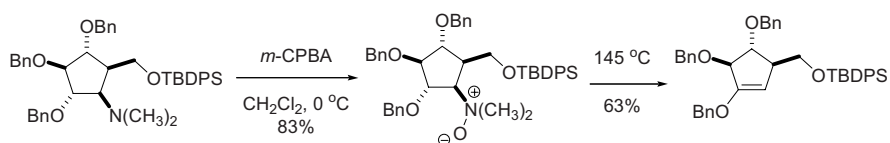
Thermal elimination of *N*-oxides to olefins and *N*-hydroxyl amines.



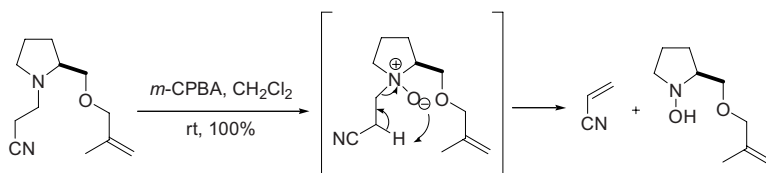
Example 1, Solid-phase Cope elimination⁵

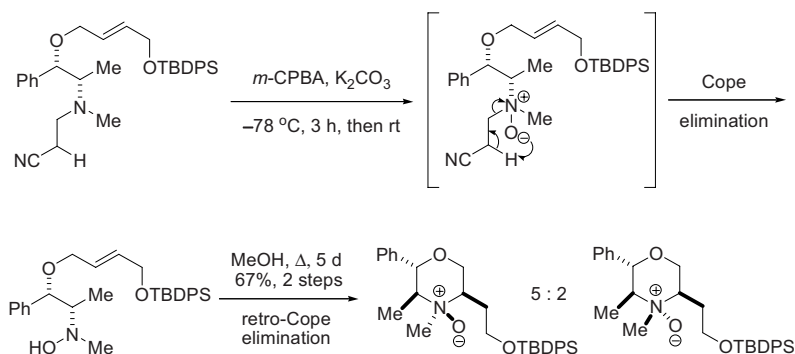


Example 2⁶



Example 3⁸



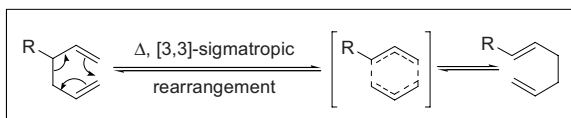
Example 4, Retro-Cope elimination⁹

References

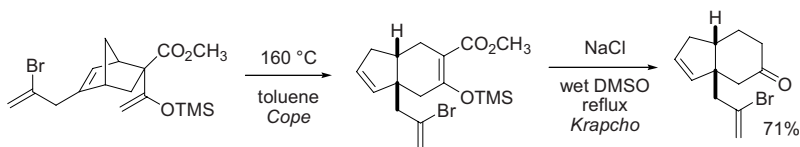
1. Cope, A. C.; Foster, T. T.; Towle, P. H. *J. Am. Chem. Soc.* **1949**, *71*, 3929–3934. Arthur Clay Cope (1909–1966) was born in Dunreith, Indiana. He was a professor at MIT when he discovered the Cope elimination reaction and the Cope rearrangement. The Arthur Cope Award is a prestigious award in organic chemistry from the American Chemical Society.
2. Cope, A. C.; Trumbull, E. R. *Org. React.* **1960**, *11*, 317–493. (Review).
3. DePuy, C. H.; King, R. W. *Chem. Rev.* **1960**, *60*, 431–457. (Review).
4. Gallagher, B. M.; Pearson, W. H. *Chemtracts: Org. Chem.* **1996**, *9*, 126–130. (Review).
5. Sammelson, R. E.; Kurth, M. J. *Tetrahedron Lett.* **2001**, *42*, 3419–3422.
6. Vasella, A.; Remen, L. *Helv. Chim. Acta.* **2002**, *85*, 1118–1127.
7. Garcia Martinez, A.; Teso Vilar, E.; Garcia Fraile, A.; de la Moya Cerero, S.; Lora Maroto, B. *Tetrahedron: Asymmetry* **2002**, *13*, 17–19.
8. O’Neil, I. A.; Ramos, V. E.; Ellis, G. L.; Cleator, E.; Chorlton, A. P.; Tapolczay, D. J.; Kalindjian, S. B. *Tetrahedron Lett.* **2004**, *45*, 3659–3661.
9. Henry, N.; O’Meil, I. A. *Tetrahedron Lett.* **2007**, *48*, 1691–1694.
10. Fuchter, M. J. *Cope elimination reaction*. In *Name Reactions for Functional Group Transformations*; Li, J. J., Corey, E. J., Eds.; John Wiley & Sons: Hoboken, NJ, **2007**, pp 342–353. (Review).
11. Bourgeois, J.; Dion, I.; Cebrowski, P. H.; Loiseau, F.; Bedard, A.-C.; Beauchemin, A. M. *J. Am. Chem. Soc.* **2009**, *131*, 874–875.

Cope rearrangement

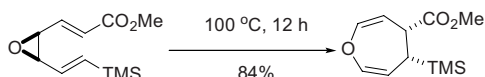
The Cope, oxy-Cope, and anionic oxy-Cope rearrangements belong to the category of *[3,3]-sigmatropic rearrangements*. Since it is a concerted process, the arrow pushing here is only illustrative. This reaction is an equilibrium process. *Cf.* Claisen rearrangement.



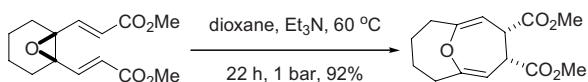
Example 1⁴



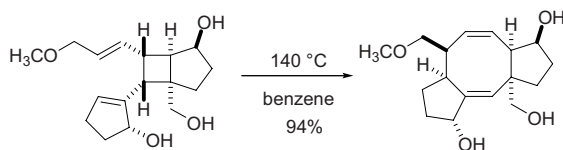
Example 2⁶



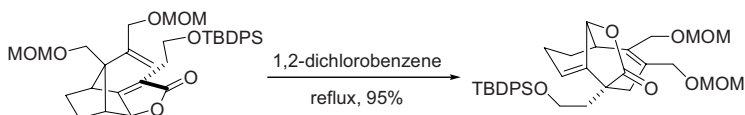
Example 3⁹

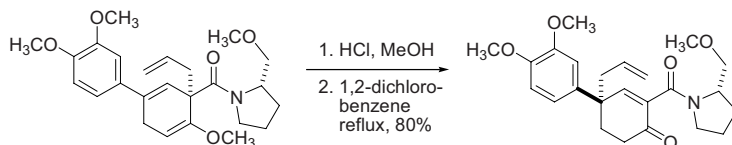


Example 4¹⁰



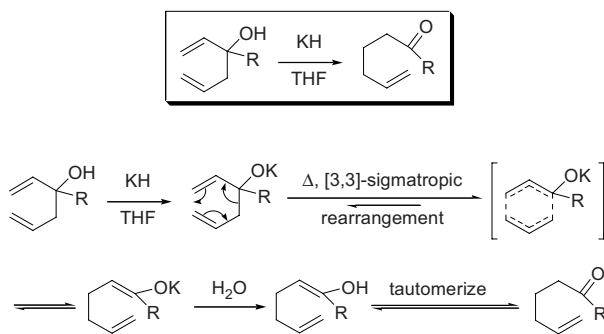
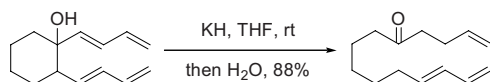
Example 5¹¹

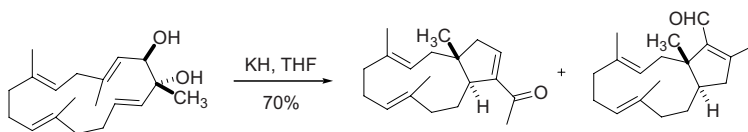
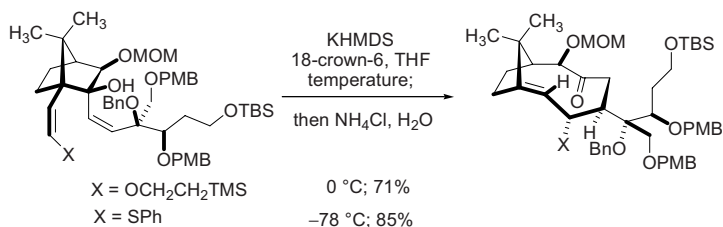
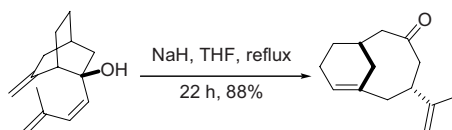
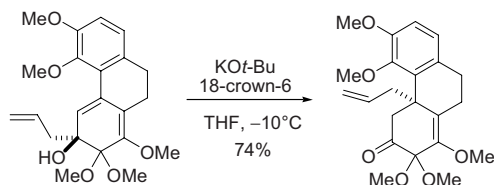


Example 6¹²

References

1. Cope, A. C.; Hardy, E. M. *J. Am. Chem. Soc.* **1940**, *62*, 441–444.
2. Frey, H. M.; Walsh, R. *Chem. Rev.* **1969**, *69*, 103–124. (Review).
3. Rhoads, S. J.; Raulins, N. R. *Org. React.* **1975**, *22*, 1–252. (Review).
4. Wender, P. A.; Schaus, J. M. White, A. W. *J. Am. Chem. Soc.* **1980**, *102*, 6159–6161.
5. Hill, R. K. In *Comprehensive Organic Synthesis* Trost, B. M.; Fleming, I., Eds.; Pergamon, **1991**, Vol. 5, 785–826. (Review).
6. Chou, W.-N.; White, J. B.; Smith, W. B. *J. Am. Chem. Soc.* **1992**, *114*, 4658–4667.
7. Davies, H. M. L. *Tetrahedron* **1993**, *49*, 5203–5223. (Review).
8. Miyashi, T.; Ikeda, H.; Takahashi, Y. *Acc. Chem. Res.* **1999**, *32*, 815–824. (Review).
9. Von Zezschwitz, P.; Voigt, K.; Lansky, A.; Noltemeyer, M.; De Meijere, A. *J. Org. Chem.* **1999**, *64*, 3806–3812.
10. Lo, P. C.-K.; Snapper, M. L. *Org. Lett.* **2001**, *3*, 2819–2821.
11. Clive, D. L. J.; Ou, L. *Tetrahedron Lett.* **2002**, *43*, 4559–4563.
12. Malachowski, W. P.; Paul, T.; Phounsavath, S. *J. Org. Chem.* **2007**, *72*, 6792–6796.
13. Mullins, R. J.; McCracken, K. W. *Cope and Related Rearrangements*. In *Name Reactions for Homologations-Part II*; Li, J. J., Corey, E. J., Eds.; Wiley & Sons: Hoboken, NJ, **2009**, pp 88–135. (Review).

Anionic oxy-Cope rearrangementExample 1¹

Example 2⁴Example 3⁵Example 4⁸Example 5⁹

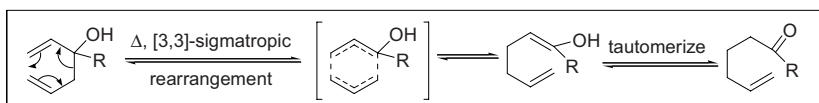
References

1. Wender, P. A.; Sieburth, S. M.; Petraitis, J. J.; Singh, S. K. *Tetrahedron* **1981**, *37*, 3967–3975.
2. Wender, P. A.; Ternansky, R. J.; Sieburth, S. M. *Tetrahedron Lett.* **1985**, *26*, 4319–4322.
3. Paquette, L. A. *Tetrahedron* **1997**, *53*, 13971–14020. (Review).
4. Corey, E. J.; Kania, R. S. *Tetrahedron Lett.* **1998**, *39*, 741–744.
5. Paquette, L. A.; Reddy, Y. R.; Haeflner, F.; Houk, K. N. *J. Am. Chem. Soc.* **2000**, *122*, 740–741.
6. Voigt, B.; Wartchow, R.; Butenschon, H. *Eur. J. Org. Chem.* **2001**, 2519–2527.

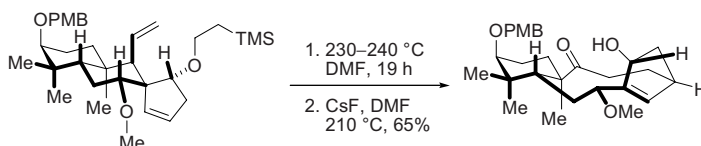
7. Hashimoto, H.; Jin, T.; Karikomi, M.; Seki, K.; Haga, K.; Uyehara, T. *Tetrahedron Lett.* **2002**, *43*, 3633–3636.
8. Gentric, L.; Hanna, I.; Huboux, A.; Zaghdoudi, R. *Org. Lett.* **2003**, *5*, 3631–3634.
9. Jones, S. B.; He, L.; Castle, S. L. *Org. Lett.* **2006**, *8*, 3757–3760.
10. Mullins, R. J.; McCracken, K. W. *Cope and Related Rearrangements*. In *Name Reactions for Homologations-Part II*; Li, J. J., Corey, E. J., Eds.; Wiley & Sons: Hoboken, NJ, **2009**, pp 88–135. (Review).

Oxy-Cope rearrangement

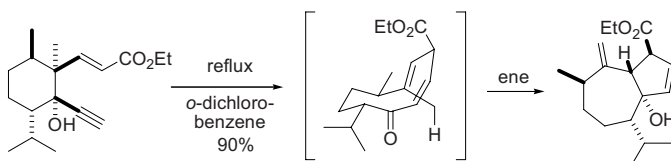
While the anionic oxy-Cope rearrangements work at low temperature, the oxy-Cope rearrangements require high temperature but provide a thermodynamic sink.



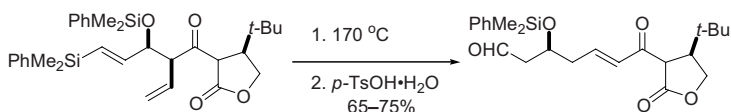
Example 1²



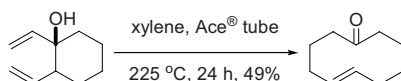
Example 2³



Example 3⁴

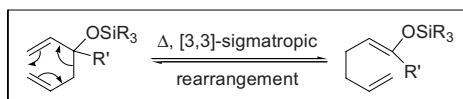
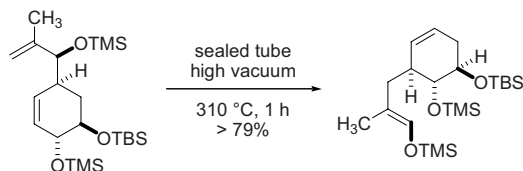
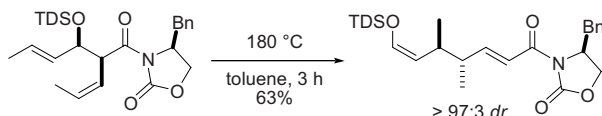


Example 4⁶

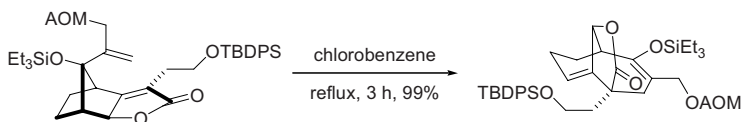


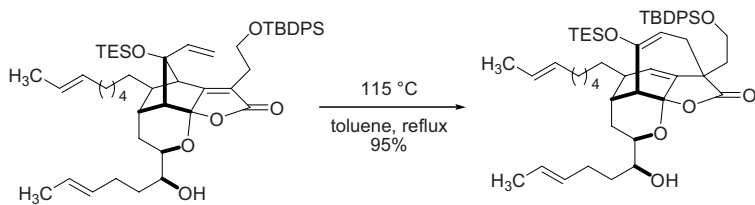
References

1. Paquette, L. A. *Angew. Chem., Int. Ed.* **1990**, *29*, 609–626. (Review).
2. Paquette, L. A.; Backhaus, D.; Braun, R. *J. Am. Chem. Soc.* **1996**, *118*, 11990–11991.
3. Srinivasan, R.; Rajagopalan, K. *Tetrahedron Lett.* **1998**, *39*, 4133–4136.
4. Schneider, C.; Rehfeuter, M. *Chem. Eur. J.* **1999**, *5*, 2850–2858.
5. Schneider, C. *Synlett* **2001**, 1079–1091. (Review on siloxy-Cope rearrangement).
6. DiMartino, G.; Hursthouse, M. B.; Light, M. E.; Percy, J. M.; Spencer, N. S.; Tolley, M. *Org. Biomol. Chem.* **2003**, *1*, 4423–4434.
7. Mullins, R. J.; McCracken, K. W. *Cope and Related Rearrangements*. In *Name Reactions for Homologations-Part II*; Li, J. J., Corey, E. J., Eds.; Wiley & Sons: Hoboken, NJ, **2009**, pp 88–135. (Review).

Siloxy-Cope rearrangementExample 1¹Example 2²

TDS = hexyldimethylsilyl

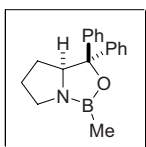
Example 3³AOM = *p*-Anisyloxymethyl = *p*-MeOC₆H₄OCH₂-

Example 4⁴

References

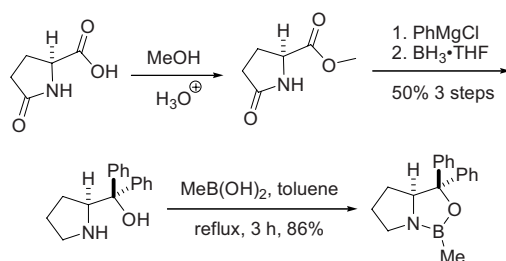
1. Askin, D.; Angst, C.; Danishefsky, D. J. *J. Org. Chem.* **1987**, *52*, 622–635.
2. Schneider, C. *Eur. J. Org. Chem.* **1998**, 1661–1663.
3. Clive, D. L. J.; Sun, S.; Gagliardini, V.; Sano, M. K. *Tetrahedron Lett.* **2000**, *41*, 6259–6263.
4. Bio, M. M.; Leighton, J. L. *J. Org. Chem.* **2003**, *68*, 1693–1700.
5. Mullins, R. J.; McCracken, K. W. *Cope and Related Rearrangements*. In *Name Reactions for Homologations-Part II*; Li, J. J., Corey, E. J., Eds.; Wiley & Sons: Hoboken, NJ, **2009**, pp 88–135. (Review).

Corey–Bakshi–Shibata (CBS) reagent

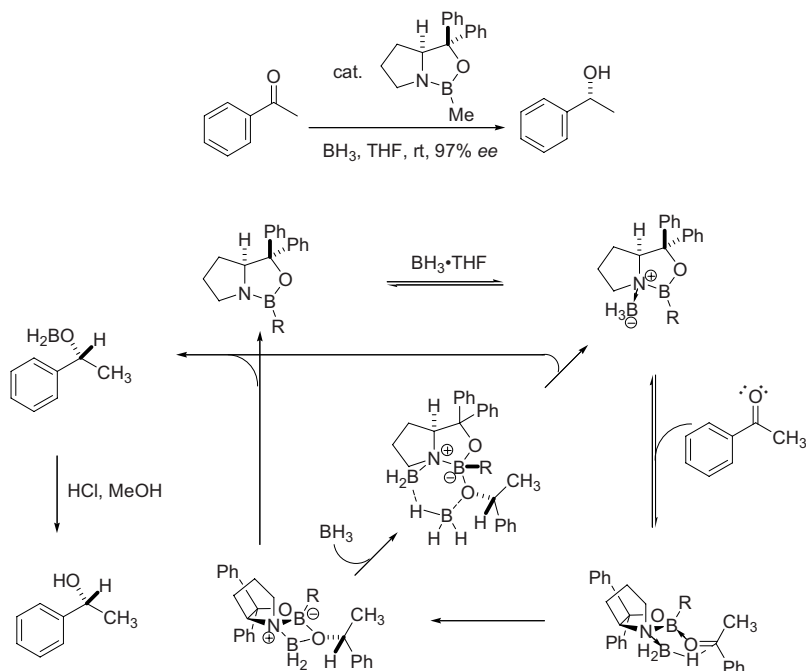


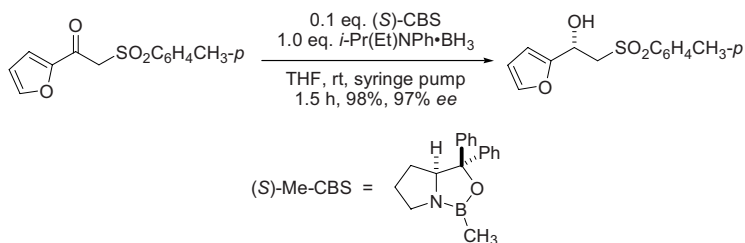
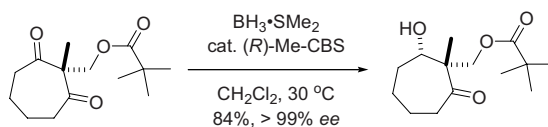
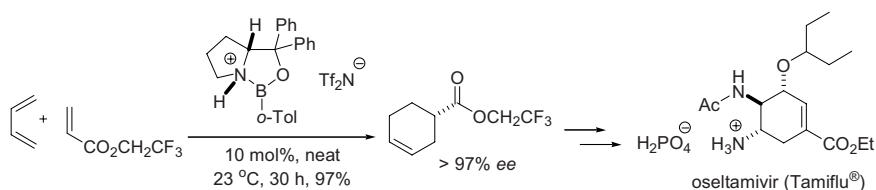
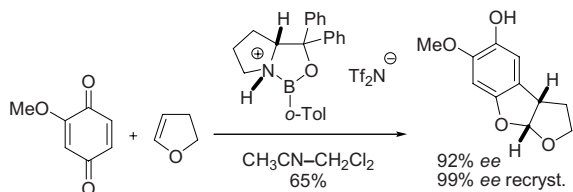
The CBS (Corey–Bakshi–Shibata) reagent is a chiral catalyst derived from proline. Also known as Corey's oxazaborolidine, it is used in enantioselective borane reduction of ketones, asymmetric Diels–Alder reactions and [3 + 2] cycloadditions.

Preparation^{1,3}



The mechanism and catalytic cycle:^{1,3}



Example 1⁶Example 2⁹Example 3¹¹Example 4, Asymmetric [3 + 2]-cycloaddition¹⁰

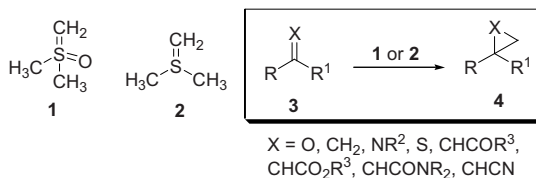
References

- (a) Corey, E. J.; Bakshi, R. K.; Shibata, S. *J. Am. Chem. Soc.* **1987**, *109*, 5551–5553.
(b) Corey, E. J.; Bakshi, R. K.; Shibata, S.; Chen, C.-P.; Singh, V. K. *J. Am. Chem. Soc.* **1987**, *109*, 7925–7926. (c) Corey, E. J.; Shibata, S.; Bakshi, R. K. *J. Org. Chem.* **1988**, *53*, 2861–2863.
- Reviews: (a) Corey, E. J. *Pure Appl. Chem.* **1990**, *62*, 1209–1216. (b) Wallbaum, S.; Martens, J. *Tetrahedron: Asymm.* **1992**, *3*, 1475–1504. (c) Singh, V. K. *Synthesis*

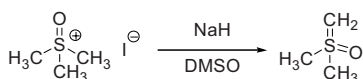
- 1992, 605–617. (d) Deloux, L.; Srebnik, M. *Chem. Rev.* **1993**, *93*, 763–784. (e) Taraba, M.; Palecek, J. *Chem. Listy* **1997**, *91*, 9–22. (f) Corey, E. J.; Helal, C. J. *Angew. Chem. Int. Ed.* **1998**, *37*, 1986–2012. (g) Corey, E. J. *Angew. Chem. Int. Ed.* **2002**, *41*, 1650–1667. (h) Itsuno, S. *Org. React.* **1998**, *52*, 395–576. (i) Cho, B. T. *Aldrichimica Acta* **2002**, *35*, 3–16. (j) Glushkov, V. A.; Tolstikov, A. G. *Russ. Chem. Rev.* **2004**, *73*, 581–608. (k) Cho, B. T. *Tetrahedron* **2006**, *62*, 7621–7643.
3. (a) Mathre, D. J.; Thompson, A. S.; Douglas, A. W.; Hoogsteen, K.; Carroll, J. D.; Corley, E. G.; Grabowski, E. J. J. *J. Org. Chem.* **1993**, *58*, 2880–2888. (b) Xavier, L. C.; Mohan, J. J.; Mathre, D. J.; Thompson, A. S.; Carroll, J. D.; Corley, E. G.; Desmond, R. *Org. Synth.* **1997**, *74*, 50–71.
 4. Corey, E. J.; Helal, C. J. *Tetrahedron Lett.* **1996**, *37*, 4837–4840.
 5. Clark, W. M.; Tickner-Eldridge, A. M.; Huang, G. K.; Pridgen, L. N.; Olsen, M. A.; Mills, R. J.; Lantos, I.; Baine, N. H. *J. Am. Chem. Soc.* **1998**, *120*, 4550–4551.
 6. Cho, B. T.; Kim, D. J. *Tetrahedron: Asymmetry* **2001**, *12*, 2043–2047.
 7. Price, M. D.; Sui, J. K.; Kurth, M. J.; Schore, N. E. *J. Org. Chem.* **2002**, *67*, 8086–8089.
 8. Degni, S.; Wilen, C.-E.; Rosling, A. *Tetrahedron: Asymmetry* **2004**, *15*, 1495–1499.
 9. Watanabe, H.; Iwamoto, M.; Nakada, M. *J. Org. Chem.* **2005**, *70*, 4652–4658.
 10. Zhou, G.; Corey, E. J. *J. Am. Chem. Soc.* **2005**, *127*, 11958–11959.
 11. Yeung, Y.-Y.; Hong, S.; Corey, E. J. *J. Am. Chem. Soc.* **2006**, *128*, 6310–6311.
 12. Patti, A.; Pedotti, S. *Tetrahedron: Asymmetry* **2008**, *19*, 1891–1897.

Corey–Chaykovsky reaction

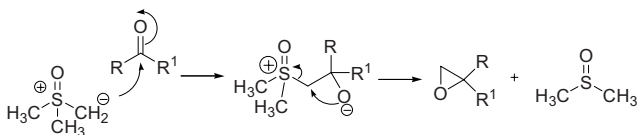
The Corey–Chaykovsky reaction entails the reaction of a sulfur ylide, either dimethylsulfoxonium methylide **1** (Corey's ylide) or dimethylsulfonium methylide **2**, with electrophile **3** such as carbonyl, olefin, imine, or thiocarbonyl, to offer **4** as the corresponding epoxide, cyclopropane, aziridine, or thiirane.



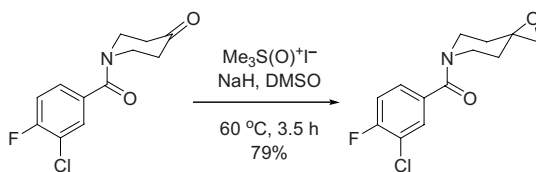
Preparation¹



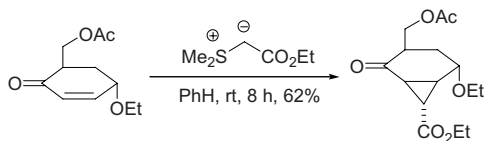
Mechanism¹



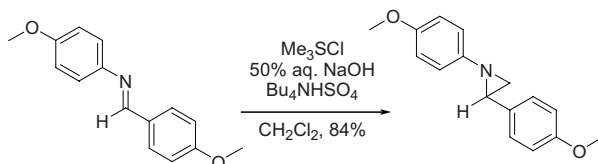
Example 1¹¹

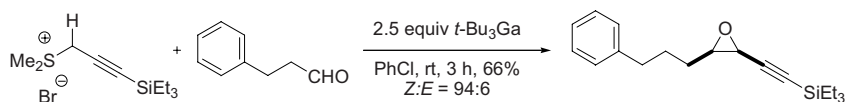
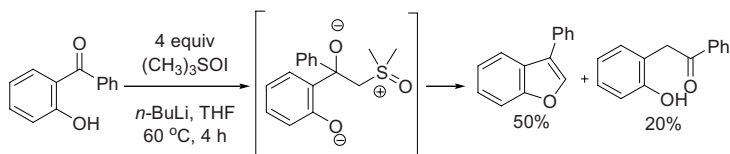


Example 2⁹



Example 3¹⁰



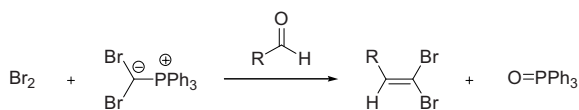
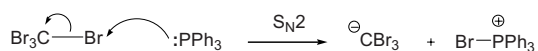
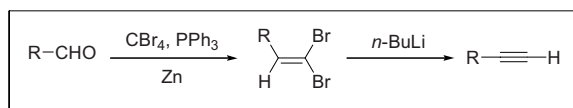
Example 4¹⁴Example 5¹⁵

References

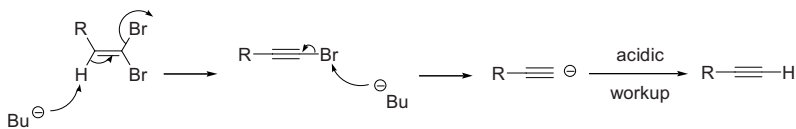
- (a) Corey, E. J.; Chaykovsky, M. *J. Am. Chem. Soc.* **1962**, *84*, 867–868. (b) Corey, E. J.; Chaykovsky, M. *J. Am. Chem. Soc.* **1962**, *84*, 3782. (c) Corey, E. J.; Chaykovsky, M. *Tetrahedron Lett.* **1963**, 169–171. (d) Corey, E. J.; Chaykovsky, M. *J. Am. Chem. Soc.* **1964**, *86*, 1639–1640. (e) Corey, E. J.; Chaykovsky, M. *J. Am. Chem. Soc.* **1965**, *87*, 1353–1364.
- Okazaki, R.; Tokitoh, N. In *Encyclopedia of Reagents in Organic Synthesis*; Paquette, L. A., Ed.; Wiley: New York, **1995**, pp 2139–2141. (Review).
- Ng, J. S.; Liu, C. In *Encyclopedia of Reagents in Organic Synthesis*; Paquette, L. A., Ed.; Wiley: New York, **1995**, pp 2159–2165. (Review).
- Trost, B. M.; Melvin, L. S., Jr. *Sulfur Ylides*; Academic Press: New York, **1975**. (Review).
- Block, E. *Reactions of Organosulfur Compounds* Academic Press: New York, **1978**. (Review).
- Gololobov, Y. G.; Nesmeyanov, A. N. *Tetrahedron* **1987**, *43*, 2609–2651. (Review).
- Aubé, J. In *Comprehensive Organic Synthesis*; Trost, B. M.; Fleming, I., Eds.; Pergamon: Oxford, **1991**, Vol. 1, pp 820–825. (Review).
- Li, A.-H.; Dai, L.-X.; Aggarwal, V. K. *Chem. Rev.* **1997**, *97*, 2341–2372. (Review).
- Rosenberger, M.; Jackson, W.; Saucy, G. *Helv. Chim. Acta* **1980**, *63*, 1665–1674.
- Tewari, R. S.; Awasthi, A. K.; Awasthi, A. *Synthesis* **1983**, 330–331.
- Vacher, B.; Bonnaud, B. Funes, P.; Jubault, N.; Koek, W.; Assie, M.-B.; Cosi, C.; Kleven, M. *J. Med. Chem.* **1999**, *42*, 1648–1660.
- Chandrasekhar, S.; Narasimulu, Ch.; Jagadeshwar, V.; Reddy, K. V. *Tetrahedron Lett.* **2003**, *44*, 3629–3630.
- Li, J. J. *Corey–Chaykovsky Reaction*. In *Name Reactions in Heterocyclic Chemistry*; Li, J. J., Corey, E. J., Eds.; Wiley & Sons: Hoboken, NJ, **2005**, pp 1–14. (Review).
- Nishimura, Y.; Shiraishi, T.; Yamaguchi, M. *Tetrahedron Lett.* **2008**, *49*, 3492–3495.
- Chittimalla, S. K.; Chang, T.-C.; Liu, T.-C.; Hsieh, H.-P.; Liao, C.-C. *Tetrahedron* **2008**, *64*, 2586–2595.

Corey–Fuchs reaction

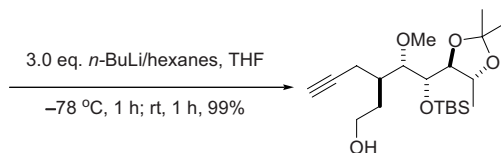
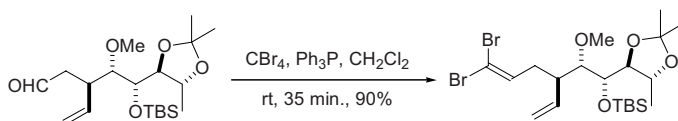
One-carbon homologation of an aldehyde to dibromoolefin, which is then treated with *n*-BuLi to produce a terminal alkyne.

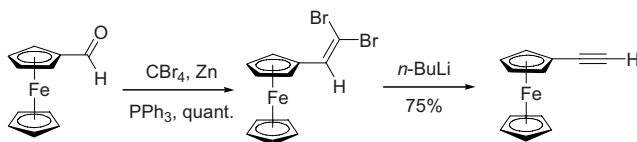
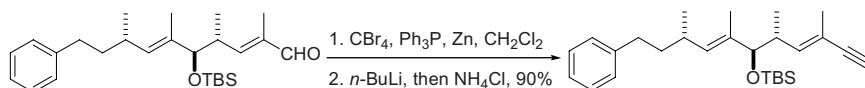
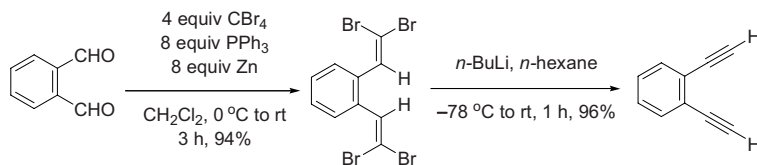


Wittig reaction (see page 578 for the mechanism)



Example 1³



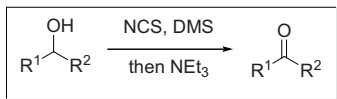
Example 2⁷Example 3⁸Example 4¹⁰

References

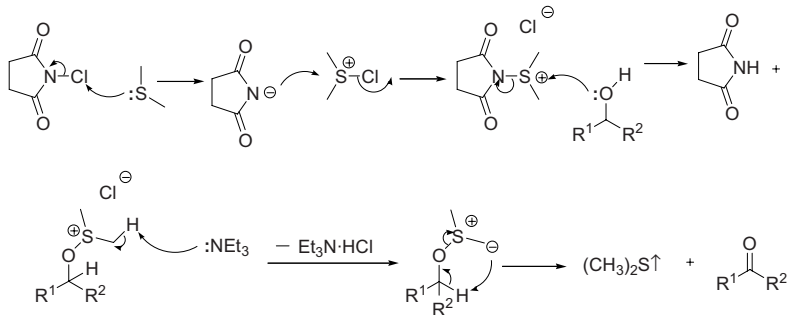
- 1 Corey, E. J.; Fuchs, P. L. *Tetrahedron Lett.* **1972**, *13*, 3769–3772. Phil Fuchs is a professor at Purdue University.
- 2 For the synthesis of 1-bromalkynes see Grandjean, D.; Pale, P.; Chuche, J. *Tetrahedron Lett.* **1994**, *35*, 3529–3530.
- 3 Gilbert, A. M.; Miller, R.; Wulff, W. D. *Tetrahedron* **1999**, *55*, 1607–1630.
- 4 Muller, T. J. J. *Tetrahedron Lett.* **1999**, *40*, 6563–6566.
- 5 Serrat, X.; Cabarrocas, G.; Rafel, S.; Ventura, M.; Linden, A.; Villalgordo, J. M. *Tetrahedron: Asymmetry* **1999**, *10*, 3417–3430.
- 6 Okamura, W. H.; Zhu, G.-D.; Hill, D. K.; Thomas, R. J.; Ringe, K.; Borchardt, D. B.; Norman, A. W.; Mueller, L. J. *J. Org. Chem.* **2002**, *67*, 1637–1650.
- 7 Tsuboya, N.; Hamasaki, R.; Ito, M.; Mitsuishi, M.; Miyashita, T. Yamamoto, Y. *J. Mater. Chem.* **2003**, *13*, 511–513.
- 8 Zeng, X.; Zeng, F.; Negishi, E.-i. *Org. Lett.* **2004**, *6*, 3245–3248.
- 9 Quéron, E.; Lett, R. *Tetrahedron Lett.* **2004**, *45*, 4527–4531.
- 10 Sahu, B.; Muruganatham, R.; Namboothiri, I. N. N. *Eur. J. Org. Chem.* **2007**, 2477–2489.
- 11 Han, X. *Corey–Fuchs reaction*. In *Name Reactions for Homologations-Part I*; Li, J. J., Corey, E. J., Eds.; Wiley & Sons: Hoboken, NJ, **2009**, pp 393–403. (Review).

Corey–Kim oxidation

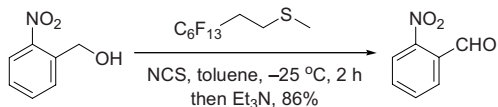
Oxidation of alcohol to the corresponding aldehyde or ketone using NCS/DMS, followed by treatment with a base. *Cf.* Swern oxidation.



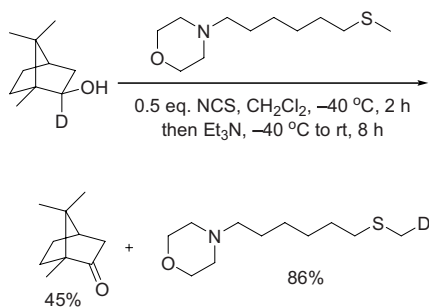
NCS = *N*-Chlorosuccinimide; DMS = Dimethylsulfide.

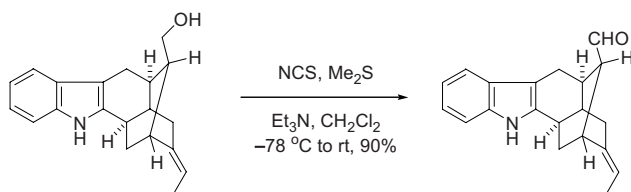
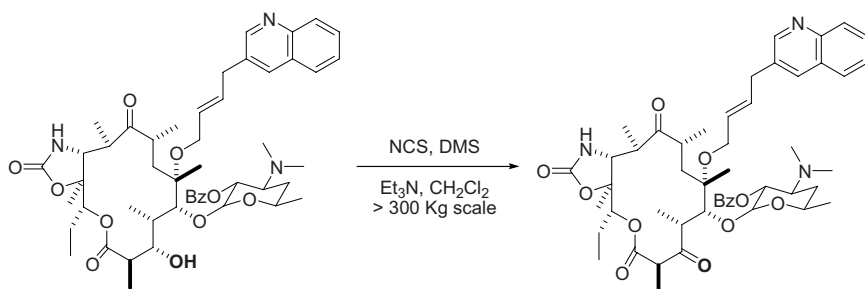


Example 1, Fluorous Corey–Kim reaction⁵



Example 2, Odorless Corey–Kim reaction⁷



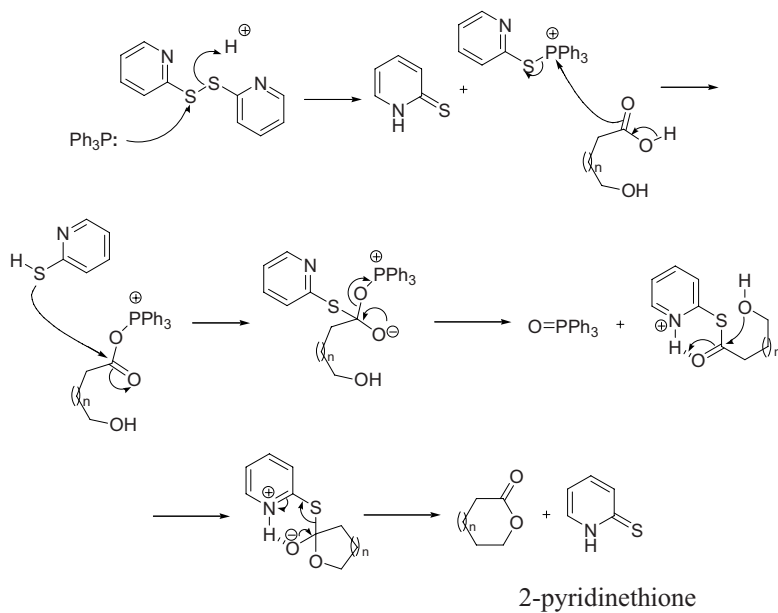
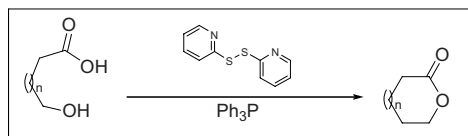
Example 3⁹Example 4¹⁰

References

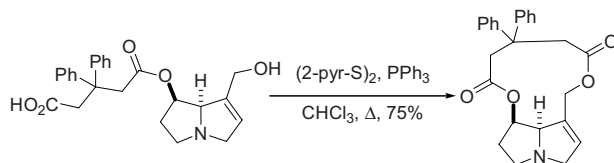
- 1 Corey, E. J.; Kim, C. U. *J. Am. Chem. Soc.* **1972**, *94*, 7586–7587. Choung U. Kim now works at Gilead Sciences Inc., a company specialized in antiviral drugs in Foster City, California, where he co-discovered oseltamivir (Tamiflu).
- 2 Katayama, S.; Fukuda, K.; Watanabe, T.; Yamauchi, M. *Synthesis* **1988**, 178–183.
- 3 Shapiro, G.; Lavi, Y. *Heterocycles* **1990**, *31*, 2099–2102.
- 4 Pulkkinen, J. T.; Vepsäläinen, J. J. *J. Org. Chem.* **1996**, *61*, 8604–8609.
- 5 Crich, D.; Neelamkavil, S. *Tetrahedron* **2002**, *58*, 3865–3870.
- 6 Ohsugi, S.-I.; Nishide, K.; Oono, K.; Okuyama, K.; Fudesaka, M.; Kodama, S.; Node, M. *Tetrahedron* **2003**, *59*, 8393–8398.
- 7 Nishide, K.; Patra, P. K.; Matoba, M.; Shanmugasundaram, K.; Node, M. *Green Chem.* **2004**, *6*, 142–146.
- 8 Iula, D. M. *Corey–Kim Oxidation*. In *Name Reactions for Functional Group Transformations*; Li, J. J., Corey, E. J. (eds), John Wiley & Sons: Hoboken, NJ, **2007**, pp 207–217. (Review).
- 9 Yin, W.; Ma, J.; Rivas, F. M.; Cook, M. *Org. Lett.* **2007**, *9*, 295–298.
- 10 Cink, R. D.; Chambournier, G.; Surjono, H.; Xiao, Z.; Richter, S.; Naris, M.; Bhatia, A. V. *Org. Pro. Res. Dev.* **2007**, *11*, 270–274.

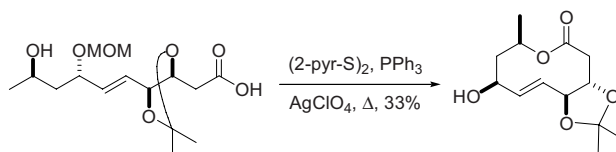
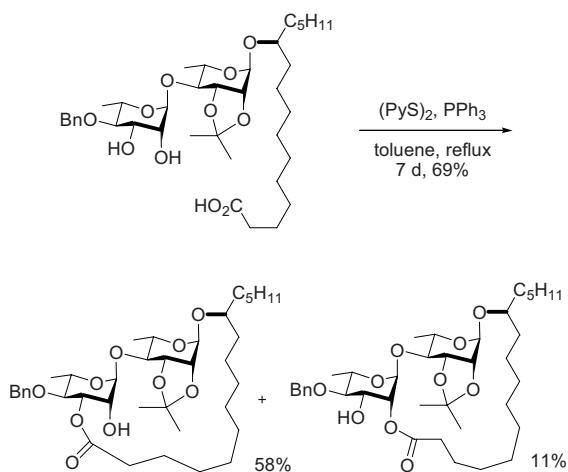
Corey–Nicolaou macrolactonization

Macrolactonization of ω -hydroxy-acid using 2,2'-dipyridyl disulfide. Also known as the Corey–Nicolaou double activation method.



Example 1³



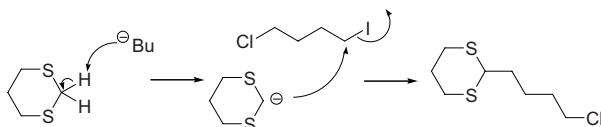
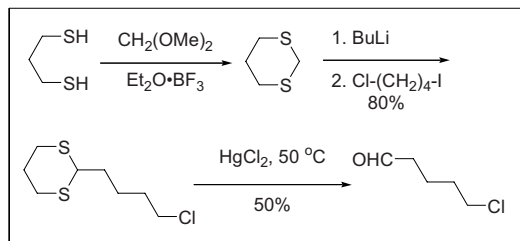
Example 2⁶Example 3⁹

References

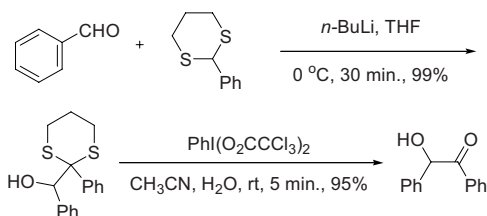
1. Corey, E. J.; Nicolaou, K. C. *J. Am. Chem. Soc.* **1974**, *96*, 5614–5616.
2. Nicolaou, K. C. *Tetrahedron* **1977**, *33*, 683–710. (Review).
3. Devlin, J. A.; Robins, D. J.; Sakdarat, S. *J. Chem. Soc., Perkin Trans. 1* **1982**, 1117–1121.
4. Barbour, R. H.; Robins, D. J. *J. Chem. Soc., Perkin Trans. 1* **1985**, 2475–2478.
5. Barbour, R. H.; Robins, D. J. *J. Chem. Soc., Perkin Trans. 1* **1988**, 1169–1172.
6. Andrus, M. B.; Shih, T.-L. *J. Org. Chem.* **1996**, *61*, 8780–8785.
7. Lu, S.-F.; O'yang, Q. Q.; Guo, Z.-W.; Yu, B.; Hui, Y.-Z. *J. Org. Chem.* **1997**, *62*, 8400–8405.
8. Sasaki, T.; Inoue, M.; Hiram, M. *Tetrahedron Lett.* **2001**, *42*, 5299–5303.
9. Zhu, X.-M.; He, L.-L.; Yang, G.-L.; Lei, M.; Chen, S.-S.; Yang, J.-S. *Synlett* **2006**, 3510–3512.

Corey–Seebach reaction

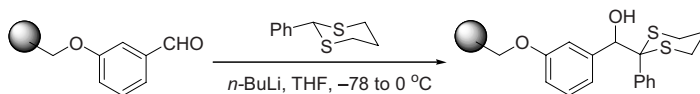
Dithiane as a nucleophile, serving as a masked carbonyl equivalent. This is an example of umpolung.



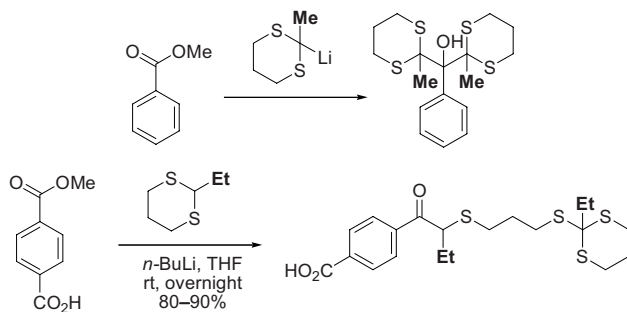
Example 1²

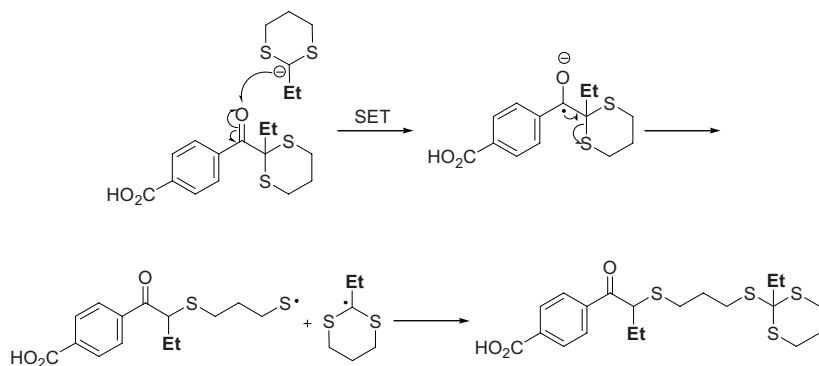
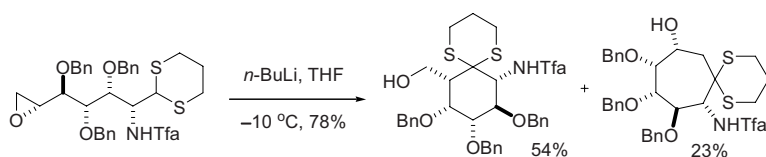


Example 2⁴

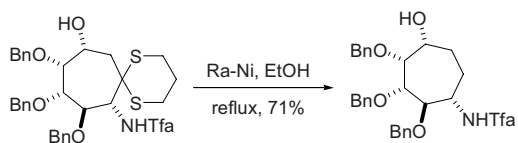


Example 3, Ethyl is infinitely different from methyl⁶



Example 4⁸

Tfa = Trifluoroacetyl

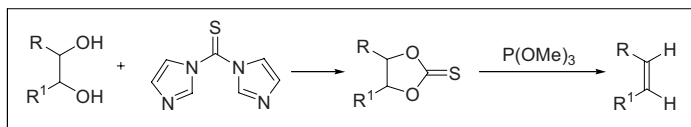


References

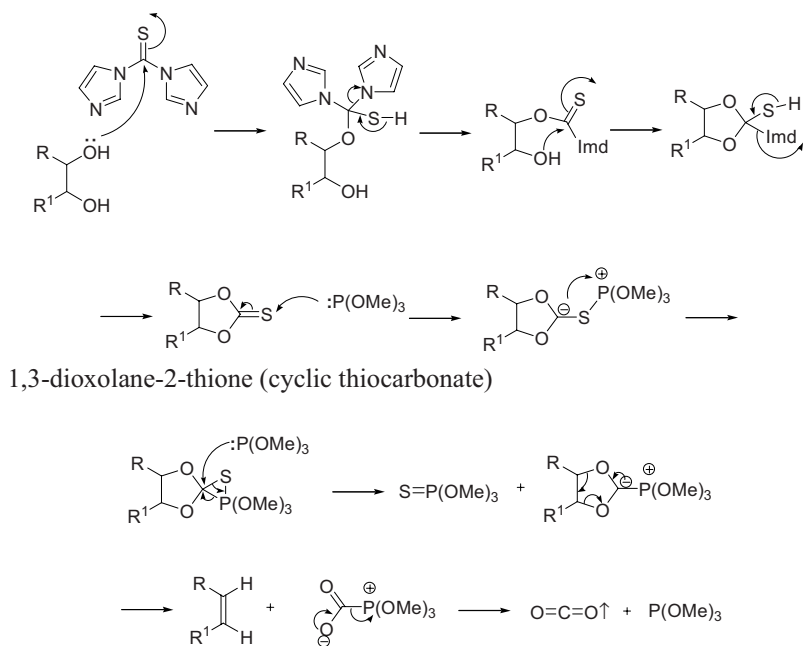
- (a) Corey, E. J.; Seebach, D. *Angew. Chem., Int. Ed.* **1965**, *4*, 1075–1077. Dieter Seebach is a professor at ETH in Zürich, Switzerland. (b) Corey, E. J.; Seebach, D. *J. Org. Chem.* **1966**, *31*, 4097–4099. (c) Seebach, D.; Jones, N. R.; Corey, E. J. *J. Org. Chem.* **1968**, *33*, 300–305. (d) Seebach, D.; Corey, E. J. *Org. Synth.* **1968**, *50*, 72. (e) Seebach, D.; Corey, E. J. *J. Org. Chem.* **1975**, *40*, 231–237.
- Stowell, M. H. B.; Rock, R. S.; Rees, D. C.; Chan, S. I. *Tetrahedron Lett.* **1996**, *37*, 307–310.
- Hassan, H. H. A. M.; Tamm, C. *Helv. Chim. Acta* **1996**, *79*, 518–526.
- Lee, H. B.; Balasubramanian, S. *J. Org. Chem.* **1999**, *64*, 3454–3460.
- Bräuer, M.; Weston, J.; Anders, E. *J. Org. Chem.* **2000**, *65*, 1193–1199.
- Valiulin, R. A.; Kottani, R.; Kutateladze, A. G. *J. Org. Chem.* **2006**, *71*, 5047–5049.
- Chen, Y.-L.; Leguijt, R.; Redlich, H. *J. Carbohydrate Chem.* **2007**, *26*, 279–303.
- Chen, Y.-L.; Redlich, H.; Bergander, K.; Froehlich, R. *Org. Biomol. Chem.* **2007**, *5*, 3330–3339.

Corey–Winter olefin synthesis

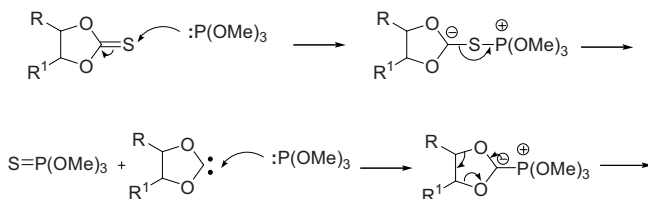
Transformation of diols to the corresponding olefins by sequential treatment with 1,1'-thiocarbonyldiimidazole (TCDI) and trimethylphosphite. Also known as Corey–Winter reductive elimination, or Corey–Winter reductive olefination.

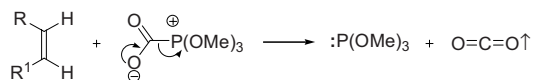
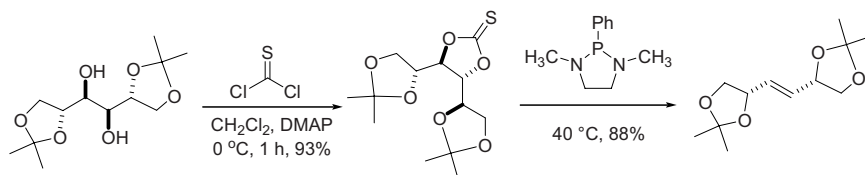
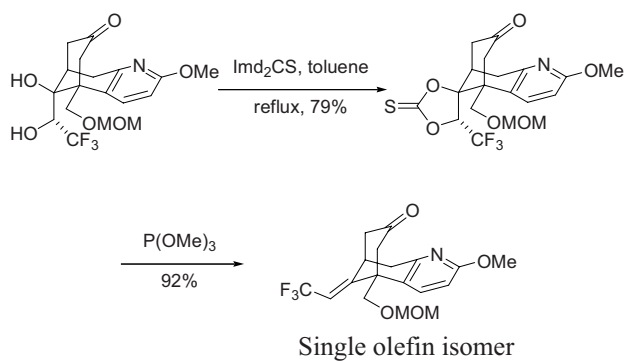
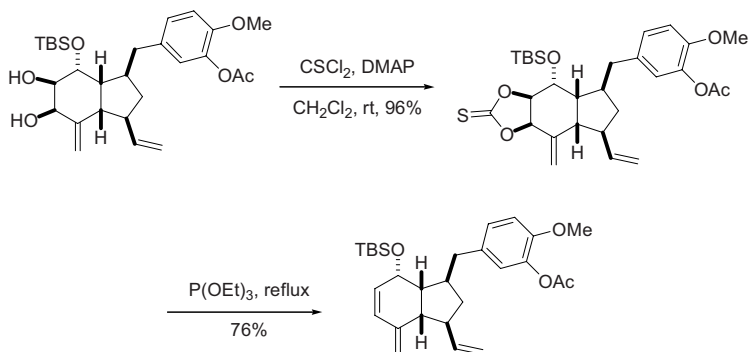


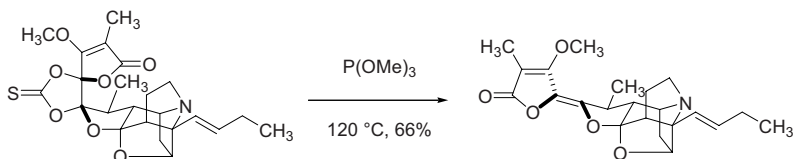
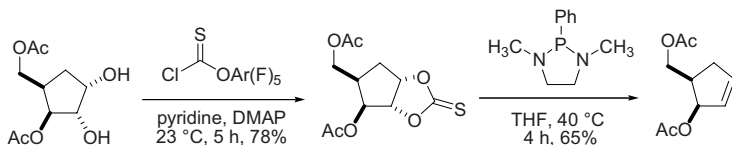
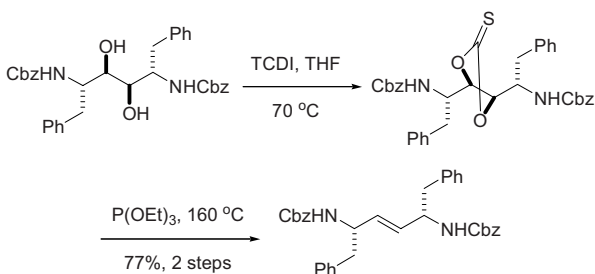
TCDI = Thiocarbonyldiimidazole



A mechanism involving a carbene intermediate can also be drawn and is supported by pyrolysis studies:



Example 1²Example 2⁴Example 3⁸

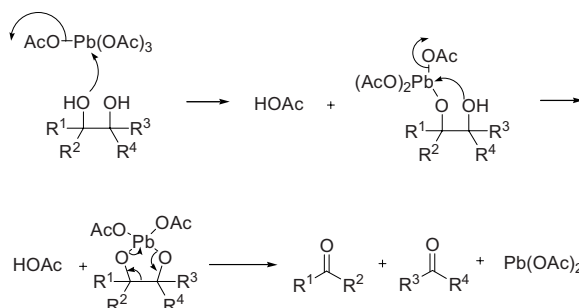
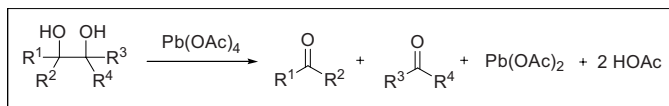
Example 4⁹Example 5¹⁰Example 6¹¹

References

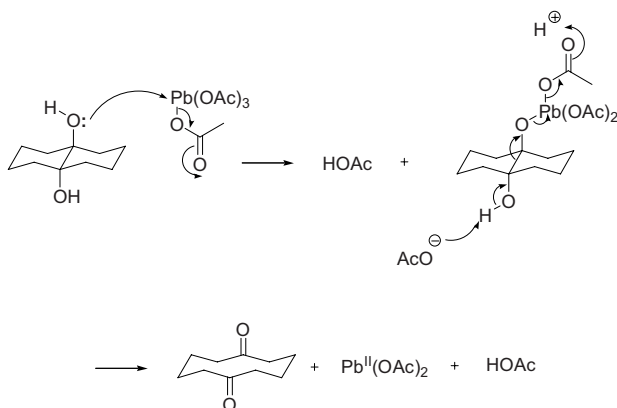
1. Corey, E. J.; Winter, R. A. E. *J. Am. Chem. Soc.* **1963**, *85*, 2677–2678. Roland A. E. Winter works at Ciba Specialty Chemicals Corporation, USA.
2. Corey, E. J.; Carey, F. A.; Winter, R. A. E. *J. Am. Chem. Soc.* **1965**, *87*, 934–935.
3. Block, E. *Org. React.* **1984**, *30*, 457–566. (Review).
4. Kaneko, S.; Nakajima, N.; Shikano, M.; Katoh, T.; Terashima, S. *Tetrahedron* **1998**, *54*, 5485–5506.
5. Crich, D.; Pavlovic, A. B.; Wink, D. J. *Synth. Commun.* **1999**, *29*, 359–377.
6. Palomo, C.; Oiari, M.; Landa, A.; Esnal, A.; Linden, A. *J. Org. Chem.* **2001**, *66*, 4180–4186.
7. Saito, Y.; Zevaco, T. A.; Agrofoglio, L. A. *Tetrahedron* **2002**, *58*, 9593–9603.
8. Araki, H.; Inoue, M.; Katoh, T. *Synlett* **2003**, 2401–2403.
9. Brüggermann, M.; McDonald, A. I.; Overman, L. E.; Rosen, M. D.; Schwink, L.; Scott, J. P. *J. Am. Chem. Soc.* **2003**, *125*, 15284–15285.
10. Freiria, M.; Whitehead, A. J.; Motherwell, W. B. *Synthesis* **2005**, 3079–3084.
11. Mergott, D. J. *Corey–Winter olefin synthesis*. In *Name Reactions for Functional Group Transformations*; Li, J. J., Corey, E. J., eds.; John Wiley & Sons: Hoboken, NJ, **2007**, pp 354–362. (Review).
12. Xu, L.; Desai, M. C.; Liu, H. *Tetrahedron Lett.* **2009**, *50*, 552–554.

Criegee glycol cleavage

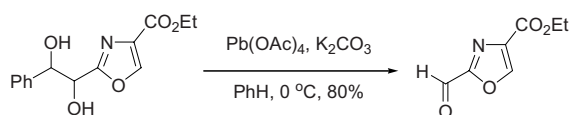
Vicinal diol is oxidized to the two corresponding carbonyl compounds using $\text{Pb}(\text{OAc})_4$, (lead tetraacetate, LTA).

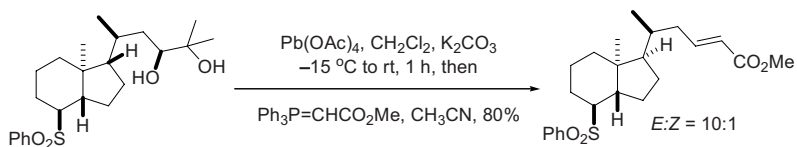
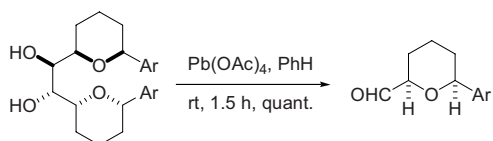
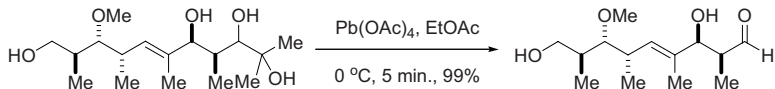


An acyclic mechanism is possible as well. It is much slower than the cyclic mechanism, but is operative when the cyclic intermediate can not form.³



Example 1⁷

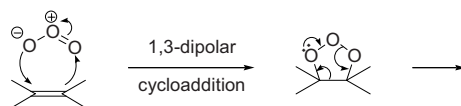
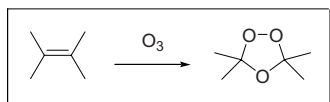


Example 2⁹Example 3¹⁰Example 4¹¹

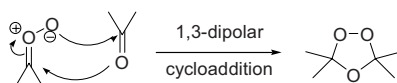
References

- 1 Criegee, R. *Ber.* **1931**, *64*, 260–266. Rudolf Criegee (1902–1975) was born in Düsseldorf, Germany. He earned his Ph.D. at age 23 under K. Dimroth at Würzburg. Criegee became a professor at Technical Institute at Karlsruhe in 1937, a chair in 1947. He was known for his modesty, mater-of-factness, and his breadth of interests.
- 2 Mihailovici, M. L.; Cekovik, Z. *Synthesis* **1970**, 209–224. (Review).
- 3 March, J. *Advanced Organic Chemistry*, 5th ed., Wiley & Sons: Hoboken, NJ, **2003**. (Review).
- 4 Danielmeier, K.; Steckhan, E. *Tetrahedron: Asymmetry* **1995**, *6*, 1181–1190.
- 5 Masuda, T.; Osako, K.; Shimizu, T.; Nakata, T. *Org. Lett.* **1999**, *1*, 941–944.
- 6 Lautens, M.; Stammers, T. A. *Synthesis* **2002**, 1993–2012.
- 7 Hartung, I. V.; Eggert, U.; Haustedt, L. O.; Niess, B.; Schäfer, P. M.; Hoffmann, H. M. R. *Synthesis* **2003**, 1844–1850.
- 8 Gaul, C.; Njardarson, J. T.; Danishefsky, S. J. *J. Am. Chem. Soc.* **2003**, *125*, 6042–6043.
- 9 Gorobets, E.; Stepanenko, V.; Wicha, J. *Eur. J. Org. Chem.* **2004**, 783–799.
- 10 Prasad, K. R.; Anbarasan, P. *Tetrahedron* **2006**, *63*, 1089–1092.
- 11 Perez, L. J.; Micalizio, G. C. *Synthesis* **2008**, 627–648.

Criegee mechanism of ozonolysis

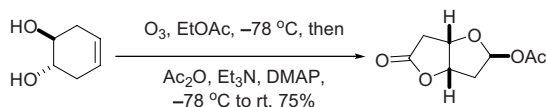


primary ozonide (1,2,3-trioxolane)

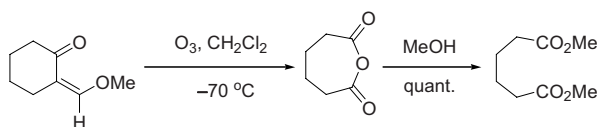


zwitterionic peroxide secondary ozonide (1,2,4-trioxolane)
(Criegee zwitterion)
also known as “carbonyl oxide”

Example 1⁷



Example 2⁸

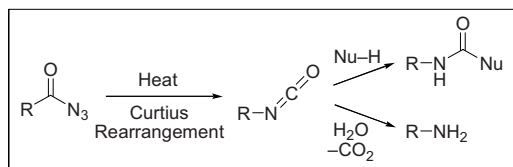


References

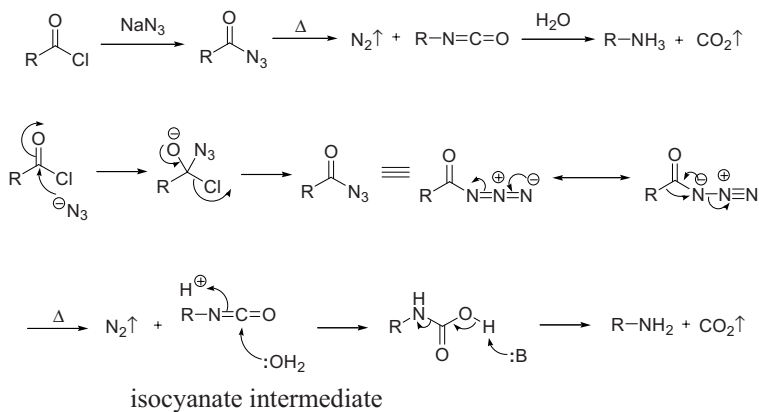
1. (a) Criegee, R.; Wenner, G. *Ann.* **1949**, *564*, 9–15. (b) Criegee, R. *Rec. Chem. Prog.* **1957**, *18*, 111–120. (c) Criegee, R. *Angew. Chem.* **1975**, *87*, 765–771.
2. Bunnelle, W. H. *Chem. Rev.* **1991**, *91*, 335–362. (Review).
3. Kuczowski, R. L. *Chem. Soc. Rev.* **1992**, *21*, 79–83. (Review).
4. Marshall, J. A.; Garofalo, A. W. *J. Org. Chem.* **1993**, *58*, 3675–3680.
5. Ponc, R.; Yuzhakov, G.; Haas, Y.; Samuni, U. *J. Org. Chem.* **1997**, *62*, 2757–2762.
6. Dussault, P. H.; Raible, J. M. *Org. Lett.* **2000**, *2*, 3377–3379.
7. Jiang, L.; Martinelli, J. R.; Burke, S. D. *J. Org. Chem.* **2003**, *68*, 1150–1153.
8. Schank, K.; Beck, H.; Pistorius, S. *Helv. Chim. Acta* **2004**, *87*, 2025–2049.

Curtius rearrangement

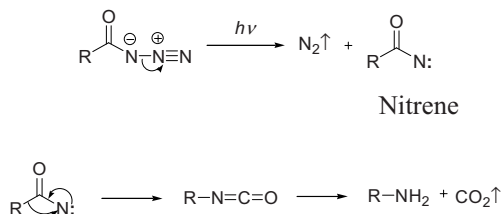
Alkyl-, vinyl-, and aryl-substituted acyl azides undergo thermal 1,2-carbon-to-nitrogen migration with extrusion of dinitrogen — the Curtius rearrangement — producing isocyanates. Reaction of the isocyanate products with nucleophiles, often *in situ*, provides carbamates, ureas, and other *N*-acyl derivatives. Alternatively, hydrolysis of the isocyanates leads to primary amines.



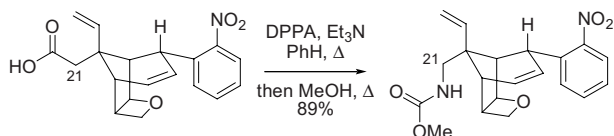
The thermal rearrangement:



The photochemical rearrangement:

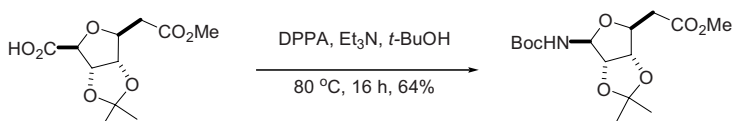


Example 1, The Shioiri–Ninomiya–Yamada modification²

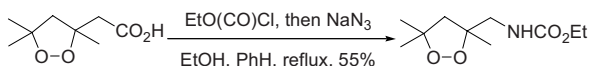


DPPA = diphenylphosphoryl azide

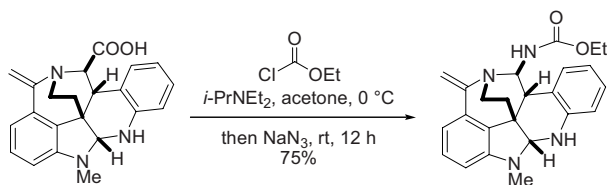
Example 2³



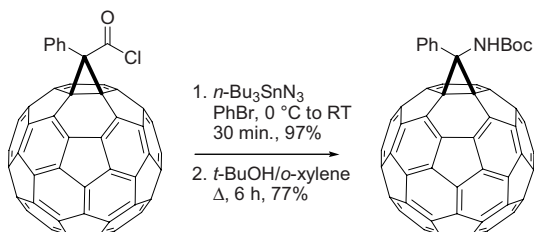
Example 3⁴

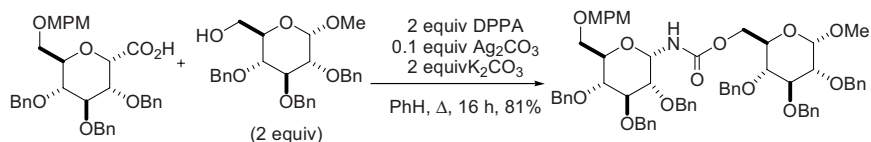


Example 4, The Weinstock variant of the Curtius rearrangement⁶



Example 5⁷



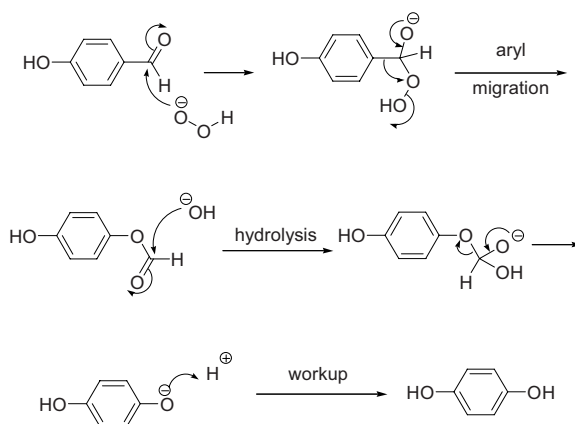
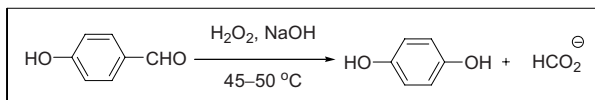
Example 6, The Label modification⁸

References

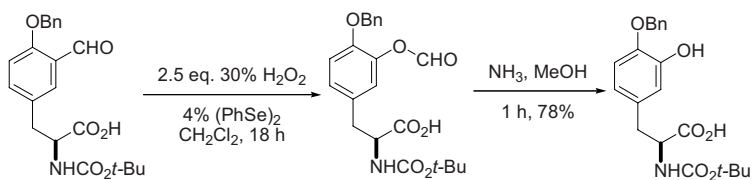
1. Curtius, T. *Ber.* **1890**, *23*, 3033–3041. Theodor Curtius (1857–1928) was born in Duisburg, Germany. He studied music before switching to chemistry under Bunsen, Kolbe, and von Baeyer before succeeding Victor Meyer as a Professor of Chemistry at Heidelberg. He discovered diazoacetic ester, hydrazine, pyrazoline derivatives, and many nitrogen-heterocycles. Curtius also sang in concerts and composed music.
2. Ng, F. W.; Lin, H.; Danishefsky, S. J. *J. Am. Chem. Soc.* **2002**, *124*, 9812–9824.
3. van Well, R. M.; Overkleeft, H. S.; van Boom, J. H.; Coop, A.; Wang, J. B.; Wang, H.; van der Marel, G. A.; Overhand, M. *Eur. J. Org. Chem.* **2003**, 1704–1710.
4. Dussault, P. H.; Xu, C. *Tetrahedron Lett.* **2004**, *45*, 7455–7457.
5. Holt, J.; Andreassen, T.; Bakke, J. M.; Fiksdahl, A. *J. Heterocycl. Chem.* **2005**, *42*, 259–264.
6. Crawley, S. L.; Funk, R. L. *Org. Lett.* **2006**, *8*, 3995–3998.
7. Tada, T.; Ishida, Y.; Saigo, K. *Synlett* **2007**, 235–238.
8. Sawada, D.; Sasayama, S.; Takahashi, H.; Ikegami, S. *Eur. J. Org. Chem.* **2007**, 1064–1068.
9. Rojas, C. M. *Curtius Rearrangements*. In *Name Reactions for Homologations-Part II*; Li, J. J., Corey, E. J., Eds.; Wiley & Sons: Hoboken, NJ, **2009**, pp 136–163. (Review).

Dakin oxidation

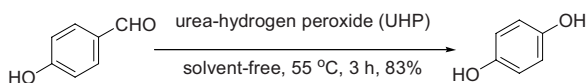
Oxidation of aryl aldehydes or aryl ketones to phenols using basic hydrogen peroxide conditions. *Cf.* A variant of Baeyer–Villiger oxidation.



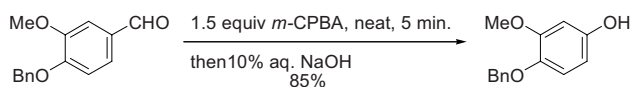
Example 1⁶

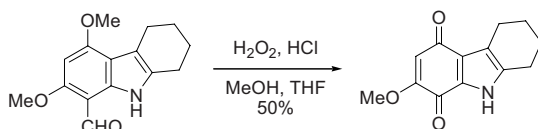


Example 2⁷



Example 3, Improved solvent-free Dakin oxidation protocol⁹



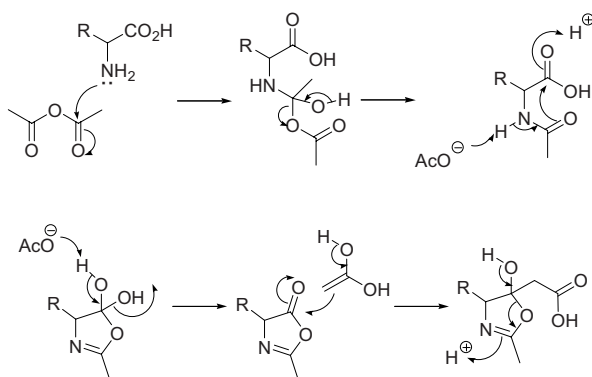
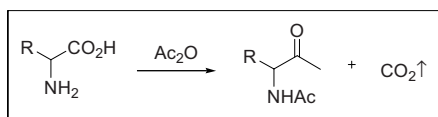
Example 4¹⁰

References:

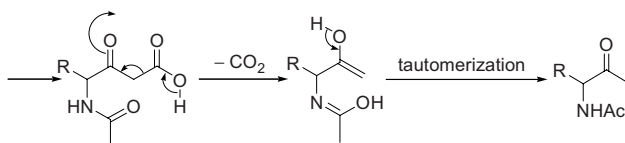
1. Dakin, H. D. *Am. Chem. J.* **1909**, *42*, 477–498. Henry D. Dakin (1880–1952) was born in London, England. During WWI, he invented his hypochlorite solution (Dakin's solution), which became a popular antiseptic for the treatment of wounds. After the Great War, he emigrated to New York, where he investigated the B vitamins.
2. Hocking, M. B.; Bhandari, K.; Shell, B.; Smyth, T. A. *J. Org. Chem.* **1982**, *47*, 4208–4215.
3. Matsumoto, M.; Kobayashi, H.; Hotta, Y. *J. Org. Chem.* **1984**, *49*, 4740–4741.
4. Zhu, J.; Beugelmans, R.; Bigot, A.; Singh, G. P.; Bois-Choussy, M. *Tetrahedron Lett.* **1993**, *34*, 7401–7404.
5. Guzmán, J. A.; Mendoza, V.; García, E.; Garibay, C. F.; Olivares, L. Z.; Maldonado, L. A. *Synth. Commun.* **1995**, *25*, 2121–2133.
6. Jung, M. E.; Lazarova, T. I. *J. Org. Chem.* **1997**, *62*, 1553–1555.
7. Varma, R. S.; Naicker, K. P. *Org. Lett.* **1999**, *1*, 189–191.
8. Lawrence, N. J.; Rennison, D.; Woo, M.; McGown, A. T.; Hadfield, J. A. *Bioorg. Med. Chem. Lett.* **2001**, *11*, 51–54.
9. Teixeira da Silva, E.; Camara, C. A.; Antunes, O. A. C.; Barreiro, E. J.; Fraga, C. A. M. *Synth. Commun.* **2008**, *38*, 784–788.
10. Alamgir, M.; Mitchell, P. S. R.; Bowyer, P. K.; Kumar, N.; Black, D. St. C. *Tetrahedron* **2008**, *64*, 7136–7142.

Dakin–West reaction

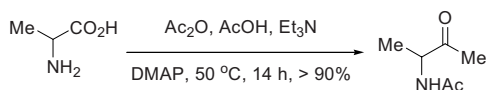
The direct conversion of an α -amino acid into the corresponding α -acetyl-amino-alkyl methyl ketone, *via* oxazoline (azalactone) intermediates. The reaction proceeds in the presence of acetic anhydride and a base, such as pyridine, with the evolution of CO_2 .



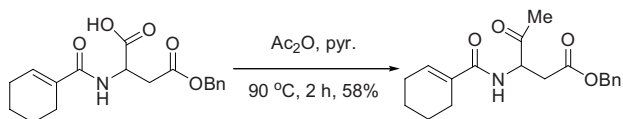
oxazoline (azalactone) intermediate



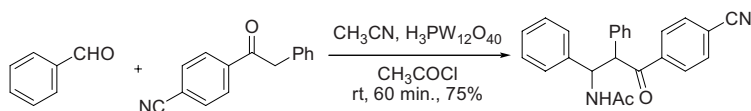
Example 1⁶



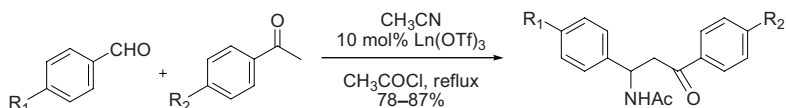
Example 2⁷



Example 3, Green Dakin–West reaction using the heteropoly acid catalyst, acetonitrile is a reactant⁹



Example 4, Acetonitrile is a reactant¹⁰

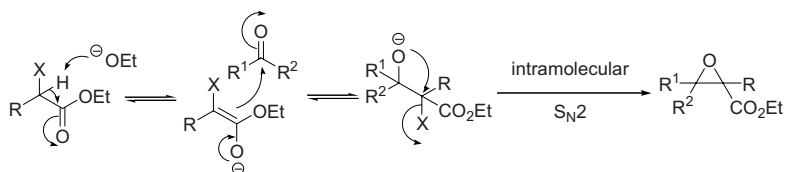
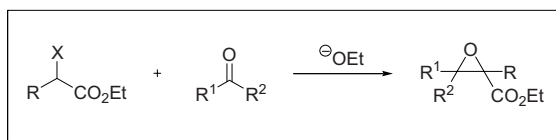


References:

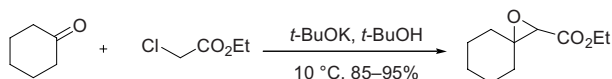
- Dakin, H. D.; West, R. *J. Biol. Chem.* **1928**, *78*, 91, 745, and 757. In 1928, Henry Dakin and Rudolf West, a clinician, reported on the reaction of α -amino acids with acetic anhydride to give α -acetamido ketones via azalactone intermediates. Interestingly, one year before this paper by Dakin and West, Levene and Steiger had observed both tyrosine and α -phenylalanine gave “abnormal” products when acetylated under these conditions.^{2,3} Unfortunately, they were slow to identify the products and lost an opportunity to be immortalized by a name reaction.
- Buchanan, G. L. *Chem. Soc. Rev.* **1988**, *17*, 91–109. (Review).
- Jung, M. E.; Lazarova, T. I. *J. Org. Chem.* **1997**, *62*, 1553–1555.
- Kawase, M.; Hirabayashi, M.; Koiwai, H.; Yamamoto, K.; Miyamae, H. *Chem. Commun.* **1998**, 641–642.
- Kawase, M.; Hirabayashi, M.; Saito, S. *Recent Res. Dev. Org. Chem.* **2001**, *4*, 283–293. (Review).
- Fischer, R. W.; Misun, M. *Org. Proc. Res. Dev.* **2001**, *5*, 581–588.
- Godfrey, A. G.; Brooks, D. A.; Hay, L. A.; Peters, M.; McCarthy, J. R.; Mitchell, D. *J. Org. Chem.* **2003**, *68*, 2623–2632.
- Khodaei, M. M.; Khosropour, A. R.; Fattahpour, P. *Tetrahedron Lett.* **2005**, *46*, 2105–2108.
- Rafiee, E.; Tork, F.; Joshaghani, M. *Bioorg. Med. Chem. Lett.* **2006**, *16*, 1221–1226.
- Tiwari, A. K.; Kumbhare, R. M.; Agawane, S. B.; Ali, A. Z.; Kumar, K. V. *Bioorg. Med. Chem. Lett.* **2008**, *18*, 4130–4132.

Darzens condensation

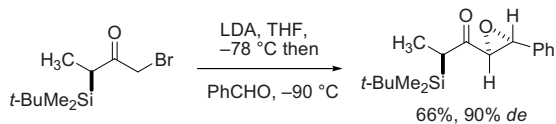
α,β -Epoxy esters (glycidic esters) from base-catalyzed condensation of α -haloesters with carbonyl compounds.



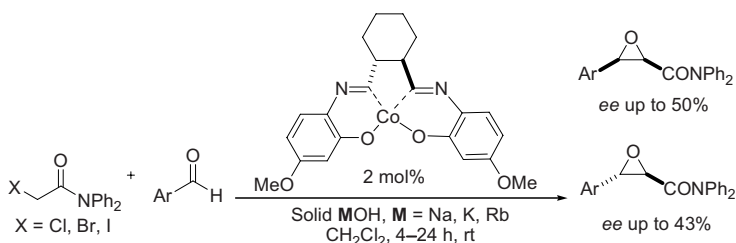
Example 1⁴



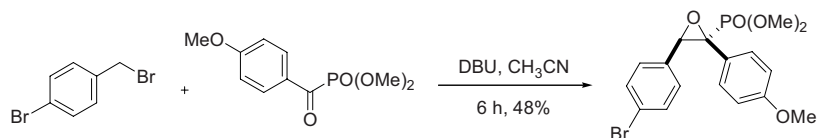
Example 2⁶



Example 3⁹



Example 4, the phenyl ring substituting for the carbonyl to acidify the protons¹⁰



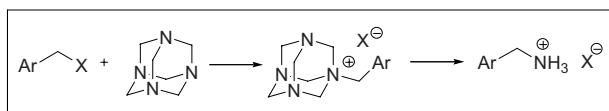
References

- 1 Darzens, G. A. *Compt. Rend. Acad. Sci.* **1904**, 139, 1214–1217. George Auguste Darzens (1867–1954), born in Moscow, Russia, studied at École Polytechnique in Paris and stayed there as a professor.
- 2 Newman, M. S.; Magerlein, B. J. *Org. React.* **1949**, 5, 413–441. (Review).
- 3 Ballester, M. *Chem. Rev.* **1955**, 55, 283–300. (Review).
- 4 Hunt, R. H.; Chinn, L. J.; Johnson, W. S. *Org. Syn. Coll. IV*, **1963**, 459.
- 5 Rosen, T. *Darzens Glycidic Ester Condensation In Comprehensive Organic Synthesis*; Trost, B. M.; Fleming, I., Eds.; Pergamon: Oxford, **1991**, Vol. 2, pp 409–439. (Review).
- 6 Enders, D.; Hett, R. *Synlett* **1998**, 961–962.
- 7 Davis, F. A.; Wu, Y.; Yan, H.; McCoull, W.; Prasad, K. R. *J. Org. Chem.* **2003**, 68, 2410–2419.
- 8 Myers, B. J. *Darzens Glycidic Ester Condensation. In Name Reactions in Heterocyclic Chemistry*; Li, J. J., Corey, E. J., Eds.; Wiley & Sons: Hoboken, NJ, **2005**, pp 15–21. (Review).
- 9 Achard, T. J. R.; Belokon, Y. N.; Ilyin, M.; Moskalenko, M.; North, M.; Pizzato, F. *Tetrahedron Lett.* **2007**, 48, 2965–2969.
- 10 Demir, A. S.; Emrullahoglu, M.; Pirkin, E.; Akca, N. *J. Org. Chem.* **2008**, 73, 8992–8997.

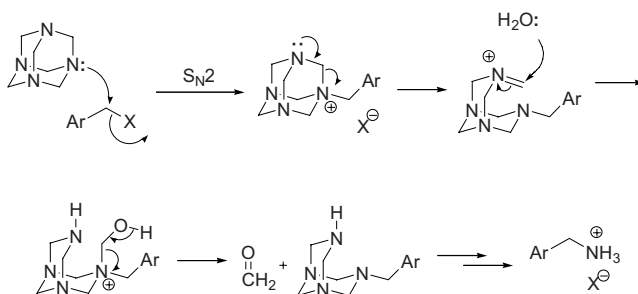
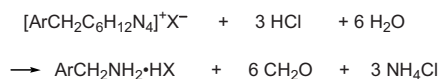
Delépine amine synthesis

The reaction between alkyl halides and hexamethylenetetramine, followed by cleavage of the resulting salt with ethanolic HCl to yield primary amines.

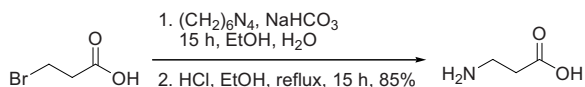
Cf. Gabriel synthesis, where the product is also an amine and Sommelet reaction, where the product is an aldehyde. The Delépine works well for active halides such as benzyl, allyl halides, and α -halo-ketones.



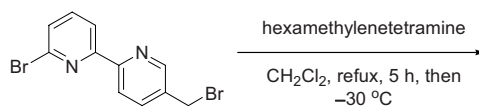
hexamethylenetetramine

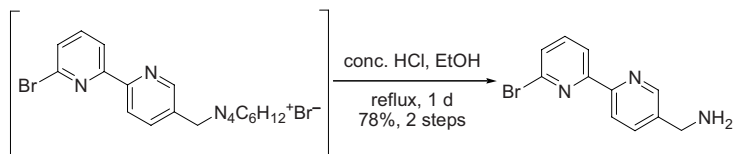
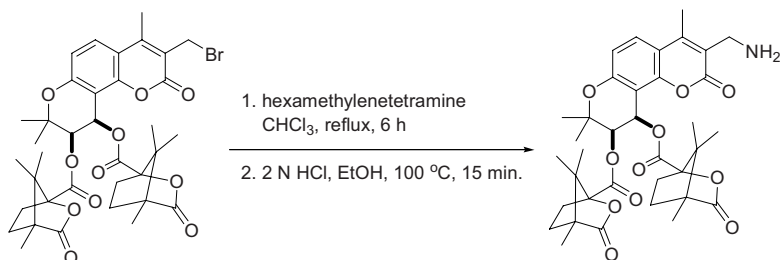
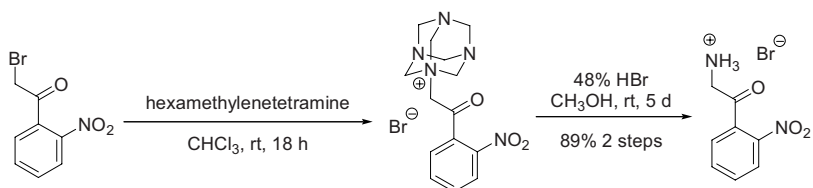


Example 1³



Example 2⁷



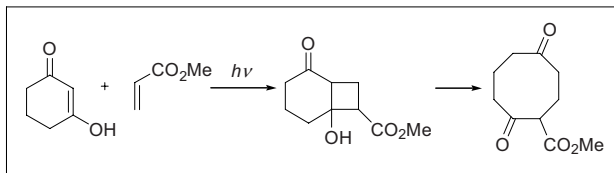
Example 3⁸Example 4⁹

References

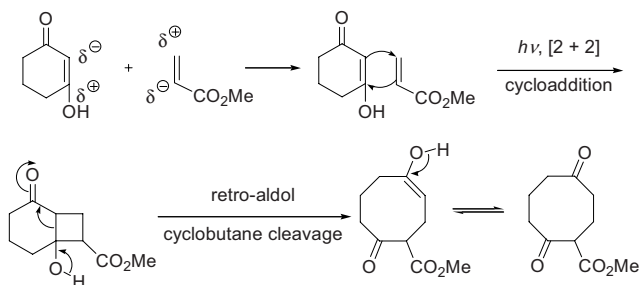
1. (a) Delépine, M. *Bull. Soc. Chim. Paris* **1895**, *13*, 352–355; (b) Delépine, M. *Bull. Soc. Chim. Paris* **1897**, *17*, 292–295. Stephe Marcel Delépine (1871–1965) was born in St. Martin le Gaillard, France. He was a professor at the Collège de France after working for M. Bertholet at that institute. Delépine's long and fruitful career in science encompassed organic chemistry, inorganic chemistry, and pharmacy.
2. Galat, A.; Elion, G. *J. Am. Chem. Soc.* **1939**, *61*, 3585–3586.
3. Wendler, N. L. *J. Am. Chem. Soc.* **1949**, *71*, 375–384.
4. Quessy, S. N.; Williams, L. R.; Baddeley, V. G. *J. Chem. Soc., Perkin Trans. 1* **1979**, 512–516.
5. Blažević, N.; Kolnah, D.; Belin, B.; Šunjić, V.; Kafjež, F. *Synthesis* **1979**, 161–176. (Review).
6. Henry, R. A.; Hollins, R. A.; Lowe-Ma, C.; Moore, D. W.; Nissan, R. A. *J. Org. Chem.* **1990**, *55*, 1796–1801.
7. Charbonnière, L. J.; Weibel, N.; Ziessel, R. *Synthesis* **2002**, 1101–1109.
8. Xie, L.; Yu, D.; Wild, C.; Allaway, G.; Turpin, J.; Smith, P. C.; Lee, K.-H. *J. Med. Chem.* **2004**, *47*, 756–760.
9. Loughlin, W. A.; Henderson, L. C.; Elson, K. E.; Murphy, M. E. *Synthesis* **2006**, 1975–1980.

de Mayo reaction

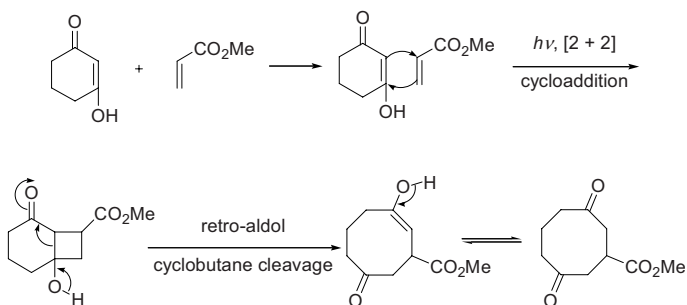
[2 + 2]-Photochemical cyclization of enones with olefins is followed by a retro-aldol reaction to give 1,5-diketones.



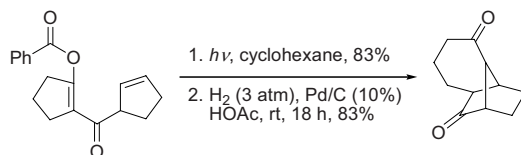
Head-to-tail alignment gives the major product:

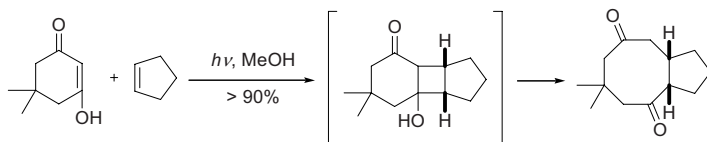
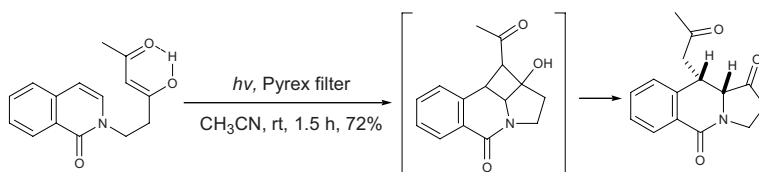
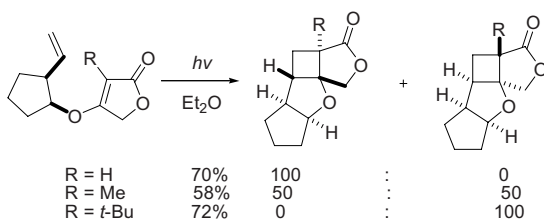


Head-to-head alignment gives the minor regioisomer:



Example 1³



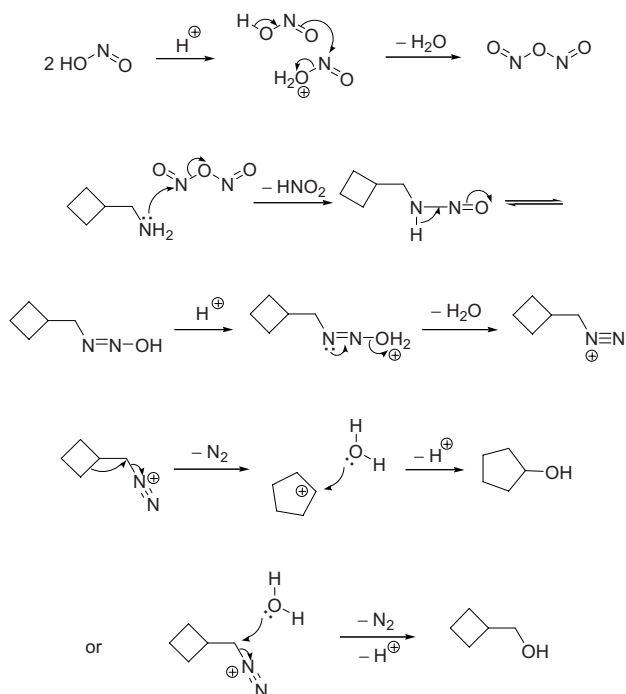
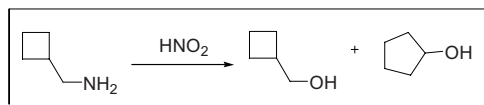
Example 2⁶Example 3⁹Example 4¹⁰

References

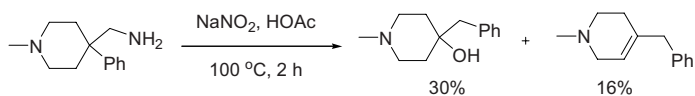
- (a) de Mayo, P.; Takeshita, H.; Sattar, A. B. M. A. *Proc. Chem. Soc., London* **1962**, 119. Paul de Mayo received his doctorate from Sir Derek Barton at Birkbeck College, University of London. He later became a professor at the University of Western Ontario in London, Ontario, Canada, where he discovered the de Mayo reaction. (b) Challand, B. D.; Hikino, H.; Kornis, G.; Lange, G.; de Mayo, P. *J. Org. Chem.* **1969**, *34*, 794–806.
- de Mayo, P. *Acc. Chem. Res.* **1971**, *4*, 41–48. (Review).
- Oppolzer, W.; Godel, T. *J. Am. Chem. Soc.* **1978**, *100*, 2583–2584.
- Oppolzer, W. *Pure Appl. Chem.* **1981**, *53*, 1181–1201. (Review).
- Kaczmarek, R.; Blechert, S. *Tetrahedron Lett.* **1986**, *27*, 2845–2848.
- Disanayaka, B. W.; Weedon, A. C. *J. Org. Chem.* **1987**, *52*, 2905–2910.
- Crimmins, M. T.; Reinhold, T. L. *Org. React.* **1993**, *44*, 297–588. (Review).
- Quevillon, T. M.; Weedon, A. C. *Tetrahedron Lett.* **1996**, *37*, 3939–3942.
- Minter, D. E.; Winslow, C. D. *J. Org. Chem.* **2004**, *69*, 1603–1606.
- Kemmler, M.; Herdtweck, E.; Bach, T. *Eur. J. Org. Chem.* **2004**, 4582–4595.

Demjanov rearrangement

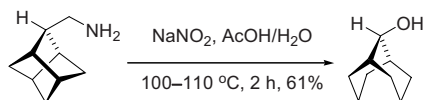
Carbocation rearrangement of primary amines *via* diazotization to give alcohols through C–C bond migration.

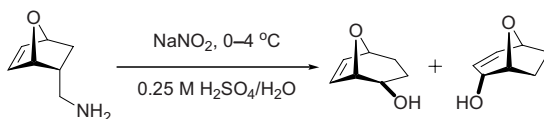
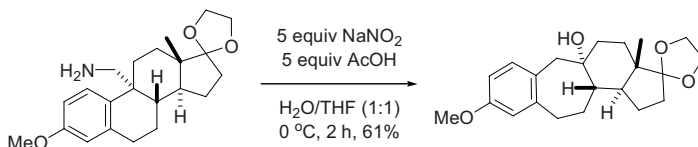


Example 1³



Example 2⁶



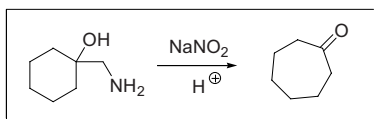
Example 3⁷Example 4⁸

References

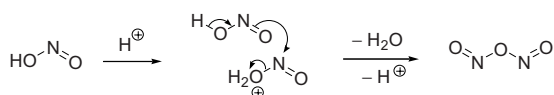
1. Demjanov, N. J.; Lushnikov, M. *J. Russ. Phys. Chem. Soc.* **1903**, *35*, 26–42. Nikolai J. Demjanov (1861–1938) was a Russian chemist.
2. Smith, P. A. S.; Baer, D. R. *Org. React.* **1960**, *11*, 157–188. (Review).
3. Diamond, J.; Bruce, W. F.; Tyson, F. T. *J. Org. Chem.* **1965**, *30*, 1840–184.
4. Kotani, R. *J. Org. Chem.* **1965**, *30*, 350–354.
5. Diamond, J.; Bruce, W. F.; Tyson, F. T. *J. Org. Chem.* **1965**, *30*, 1840–1844.
6. Nakazaki, M.; Naemura, K.; Hashimoto, M. *J. Org. Chem.* **1983**, *48*, 2289–2291.
7. Fattori, D.; Henry, S.; Vogel, P. *Tetrahedron* **1993**, *49*, 1649–1664.
8. Kürti, L.; Czakó, B.; Corey, E. J. *Org. Lett.* **2008**, *10*, 5247–5250.
9. Curran, T. T. *Demjanov and Tiffeneau–Demjanov Rearrangement*. In *Name Reactions for Homologations-Part II*; Li, J. J., Corey, E. J., Eds.; Wiley & Sons: Hoboken, NJ, **2009**, pp 2–32. (Review).

Tiffeneau–Demjanov rearrangement

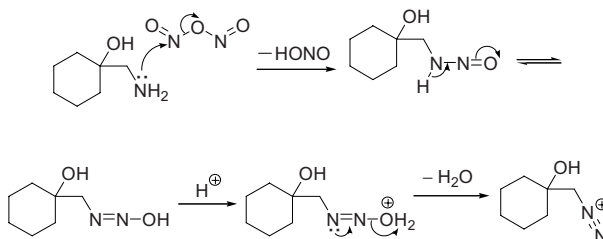
Carbocation rearrangement of β -aminoalcohols *via* diazotization to afford carbonyl compounds through C–C bond migration.



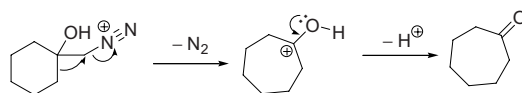
Step 1, Generation of N_2O_3



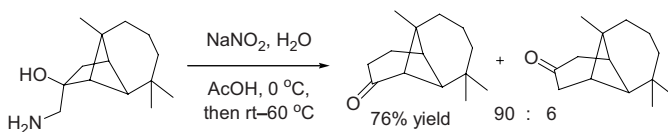
Step 2, Transformation of amine to diazonium salt

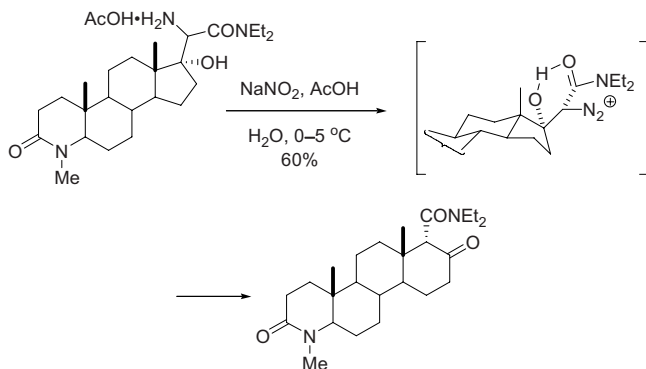
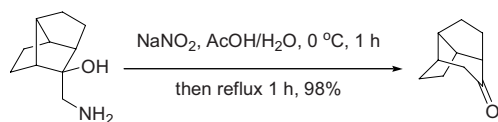
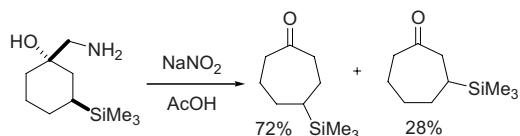


Step 3, Ring-expansion *via* rearrangement



Example 1⁵



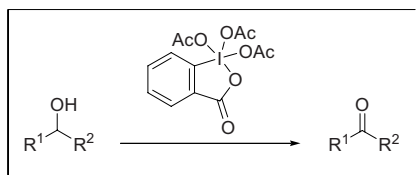
Example 2⁶Example 3⁷Example 4⁹

References

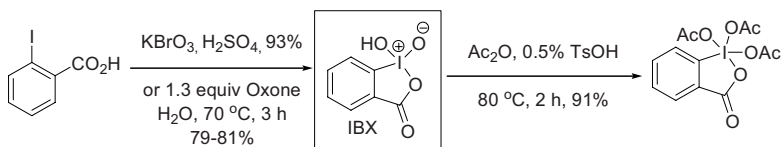
1. Tiffeneau, M.; Weill, P.; Tehoubar, B. *Compt. Rend.* **1937**, *205*, 54–56.
2. Smith, P. A. S.; Baer, D. R. *Org. React.* **1960**, *11*, 157–188. (Review).
3. Parham, W. E.; Roosevelt, C. S. *J. Org. Chem.* **1972**, *37*, 1975–1979.
4. Jones, J. B.; Price, P. *Tetrahedron* **1973**, *29*, 1941–1947.
5. Miyashita, M.; Yoshikoshi, A. *J. Am. Chem. Soc.* **1974**, *96*, 1917–1925.
6. Steinberg, N. G.; Rasmusson, G. H.; Reynolds, G. F.; Hirshfield, J. H.; Arison, B. H. *J. Org. Chem.* **1984**, *49*, 4731–4733.
7. Stern, A. G.; Nickon, A. *J. Org. Chem.* **1992**, *57*, 5342–5352.
8. Fattori, D.; Henry, S.; Vogel, P. *Tetrahedron* **1993**, *49*, 1649–1664.
9. Chow, L.; McClure, M.; White, J. *Org. Biomol. Chem.* **2004**, *2*, 648–650.
10. Curran, T. T. *Demjanov and Tiffeneau–Demjanov Rearrangement*. In *Name Reactions for Homologations-Part II*; Li, J. J., Corey, E. J., Eds.; Wiley & Sons: Hoboken, NJ, **2009**, pp 293–304. (Review).

Dess–Martin periodinane oxidation

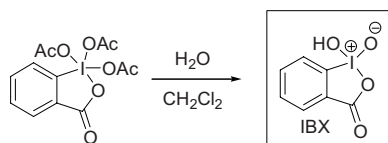
Oxidation of alcohols to the corresponding carbonyl compounds using triacetoxyperiodinane. The Dess–Martin periodinane, 1,1,1-triacetoxy-1,1-dihydro-1,2-benziodoxol-3(1*H*)-one, is one of the most useful oxidant for the conversion of primary and secondary alcohols to their corresponding aldehyde or ketone products, respectively.



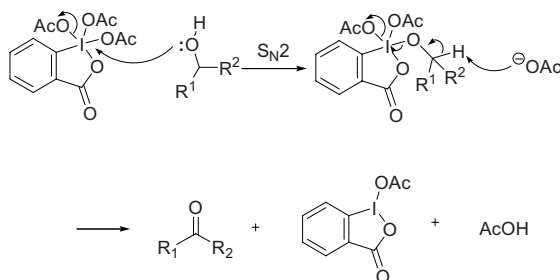
Preparation,^{1,2} The oxone preparation is much safer and easier than $KBrO_3$. The IBX intermediate that comes out of it has proven to be far less explosive¹²

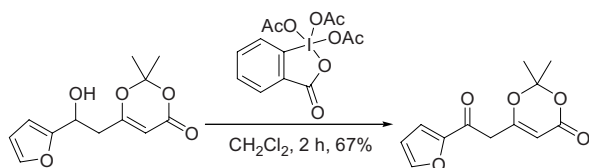
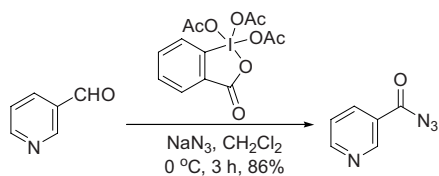
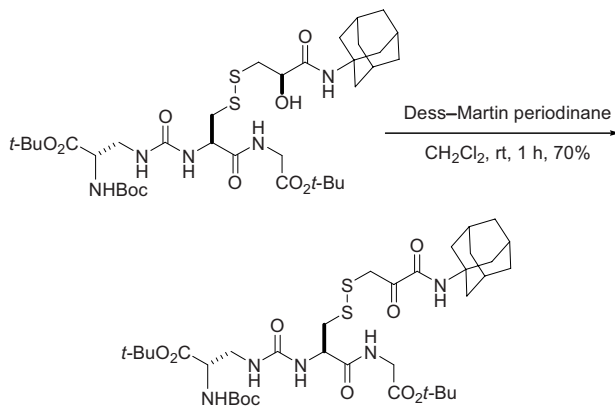
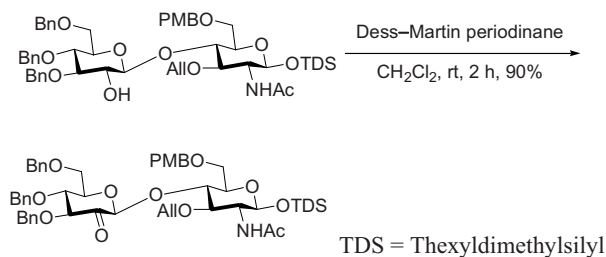


However, The Dess–Martin periodinane is hydrolyzed by moisture to *o*-iodoxybenzoic acid (IBX), which is a more powerful oxidating agent³



Mechanism¹



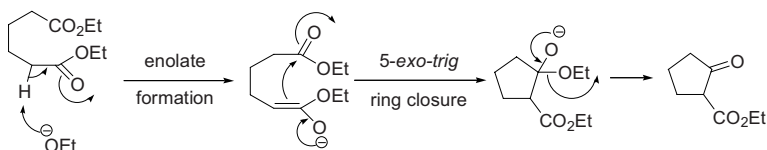
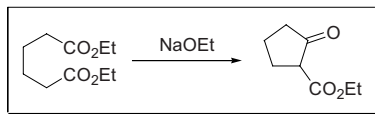
Example 1⁶Example 2, An atypical Dess–Martin periodinane reactivity⁷Example 3¹⁰Example 4¹¹

References

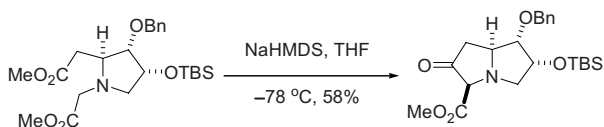
1. (a) Dess, D. B.; Martin, J. C. *J. Org. Chem.* **1983**, *48*, 4155–4156. James Cullen (J. C.) Martin (1928–1999) had a distinguished career spanning 36 years both at the University of Illinois at Urbana-Champaign and Vanderbilt University. J. C.'s formal training in physical organic chemistry with Don Pearson at Vanderbilt and P. D. Bartlett at Harvard prepared him well for his early studies on carbocations and radicals. However, it was his interest in understanding the limits of chemical bonding that led to his landmark investigations into hypervalent compounds of the main group elements. Over a 20-year period the Martin laboratories successfully prepared unprecedented chemical structures from sulfur, phosphorus, silicon and bromine while the ultimate "Holy Grail" of stable pentacoordinate carbon remained elusive. Although most of these studies were driven by J. C.'s fascination with unusual bonding schemes, they were not without practical value. Two hypervalent compounds, Martin's sulfurane (for dehydration, page 365) and the Dess–Martin periodinane have found widespread application in synthetic organic chemistry. J. C. Martin and his student Daniel Dess developed this methodology at the University of Illinois at Urbana. (Martin's biography was kindly supplied by Prof. Scott E. Denmark). (b) Dess, D. B.; Martin, J. C. *J. Am. Chem. Soc.* **1991**, *113*, 7277–7287.
2. Ireland, R. E.; Liu, L. *J. Org. Chem.* **1993**, *58*, 2899.
3. Meyer, S. D.; Schreiber, S. L. *J. Org. Chem.* **1994**, *59*, 7549–7552.
4. Speicher, A.; Bomm, V.; Eicher, T. *J. Prakt. Chem.* **1996**, *338*, 588–590. (Review).
5. Nicolaou, K. C.; Zhong, Y.-L.; Baran, P. S. *Angew. Chem., Int. Ed.* **2000**, *39*, 622–625.
6. Bach, T.; Kirsch, S. *Synlett* **2001**, 1974–1976.
7. Bose, D. S.; Reddy, A. V. N. *Tetrahedron* **2003**, *44*, 3543–3545.
8. Tohma, H.; Kita, Y. *Adv. Synth. Cat.* **2004**, *346*, 111–124. (Review).
9. Holsworth, D. D. *Dess–Martin oxidation*. In *Name Reactions for Functional Group Transformations*; Li, J. J., Corey, E. J., Eds.; John Wiley & Sons: Hoboken, NJ; **2007**, pp 218–236. (Review).
10. More, S. S.; Vince, R. *J. Med. Chem.* **2008**, *51*, 4581–4588.
11. Crich, D.; Li, M.; Jayalath, P. *Carbohydrate Res.* **2009**, *344*, 140–144.
12. Frigerio, M.; Santagostino, M.; Sputore, S. *J. Org. Chem.* **1999**, *64*, 4537–4538.

Dieckmann condensation

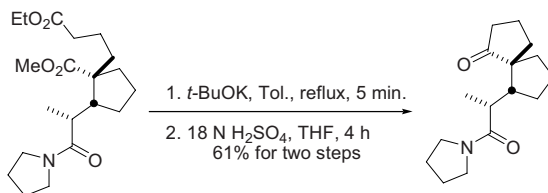
The Dieckmann condensation is the intramolecular version of the Claisen condensation.



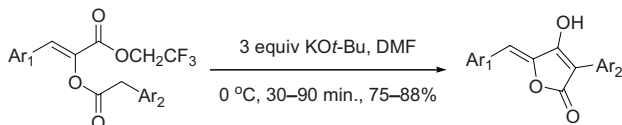
Example 1⁶

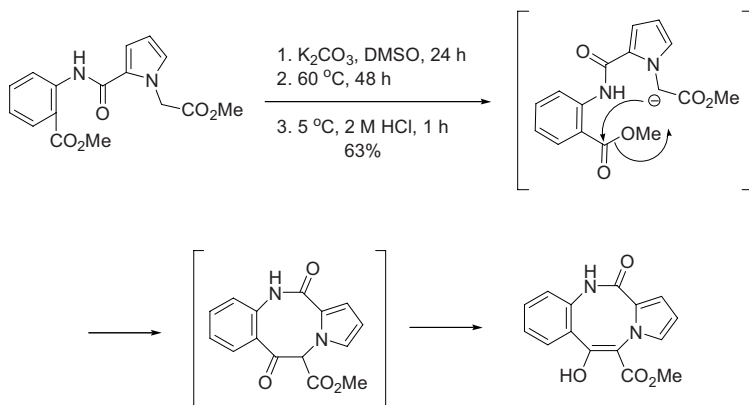


Example 2⁸



Example 3⁹



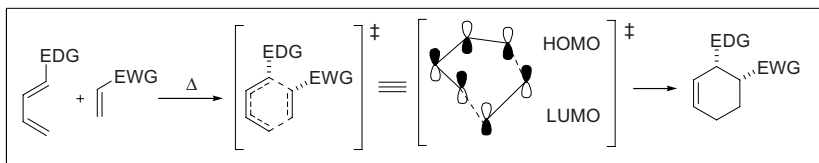
Example 4¹⁰

References

1. Dieckmann, W. *Ber.* **1894**, *27*, 102. Walter Dieckman (1869–1925), born in Hamburg, Germany, studied with E. Bamberger at Munich. After serving as an assistant to von Baeyer in his private laboratory, he became a professor at Munich. At age 56, he died while working in his chemical laboratory at the Barvarian Academy of Science.
2. Davis, B. R.; Garratt, P. J. *Comp. Org. Synth.* **1991**, *2*, 795–863. (Review).
3. Shindo, M.; Sato, Y.; Shishido, K. *J. Am. Chem. Soc.* **1999**, *121*, 6507–6508.
4. Balo, C.; Fernández, F.; García-Mera, X.; López, C. *Org. Prep. Proced. Int.* **2000**, *32*, 563–566.
5. Deville, J. P.; Behar, V. *Org. Lett.* **2002**, *4*, 1403–1405.
6. Rabczko, J.; Urbańczyk-Lipkowska, Z.; Chmielewski, M. *Tetrahedron* **2002**, *58*, 1433–1441.
7. Ho, J. Z.; Mohareb, R. M.; Ahn, J. H.; Sim, T. B.; Rapoport, H. *J. Org. Chem.* **2003**, *68*, 109–114.
8. de Sousa, A. L.; Pilli, R. A. *Org. Lett.* **2005**, *7*, 1617–1617.
9. Bernier, D.; Brueckner, R. *Synthesis* **2007**, 2249–2272.
10. Koriatopoulou, K.; Karousis, N.; Varvounis, G. *Tetrahedron* **2008**, *64*, 10009–10013.
11. Takao, K.-i.; Kojima, Y.; Miyashita, T.; Yashiro, K.; Yamada, T.; Tadano, K.-i. *Heterocycles* **2009**, *77*, 167–172.

Diels–Alder reaction

The Diels–Alder reaction, inverse electronic demand Diels–Alder reaction, as well as the hetero-Diels–Alder reaction, belong to the category of $[4+2]$ -cycloaddition reactions, which are concerted processes. The arrow pushing here is merely illustrative.

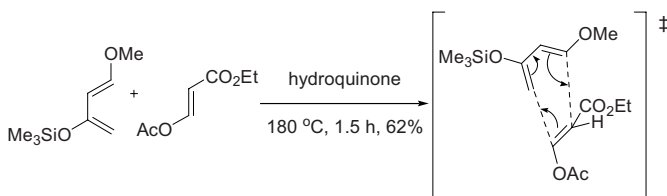


diene dienophile

EDG = electron-donating group; EWG = electron-withdrawing group

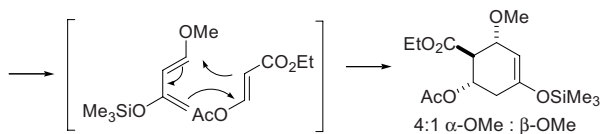
adduct

Example 1⁶

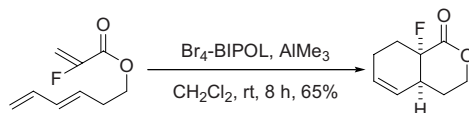


The Danishefsky diene

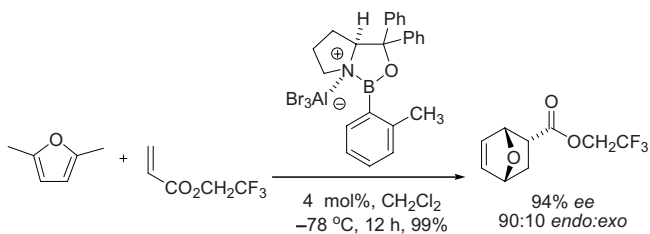
Alder's *endo* rule



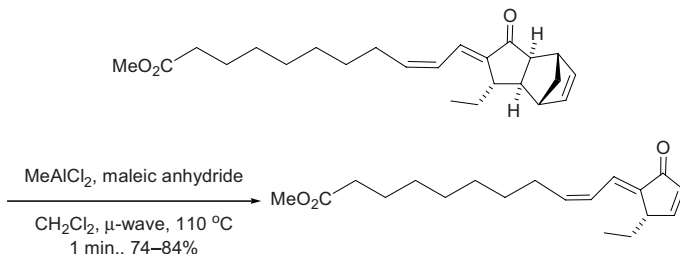
Example 2, Intramolecular Diels–Alder reaction⁷



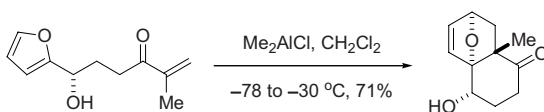
Example 3, Asymmetric Diels–Alder reaction^{5,8}



Example 4, Retro-Diels–Alder reaction^{4,9}



Example 5, Intramolecular Diels–Alder reaction¹¹

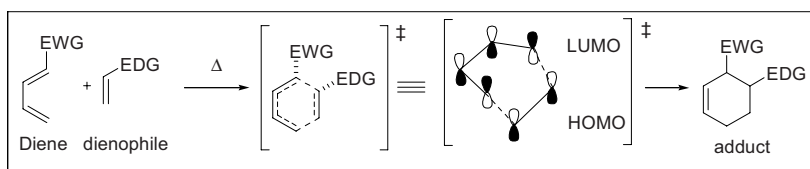


References

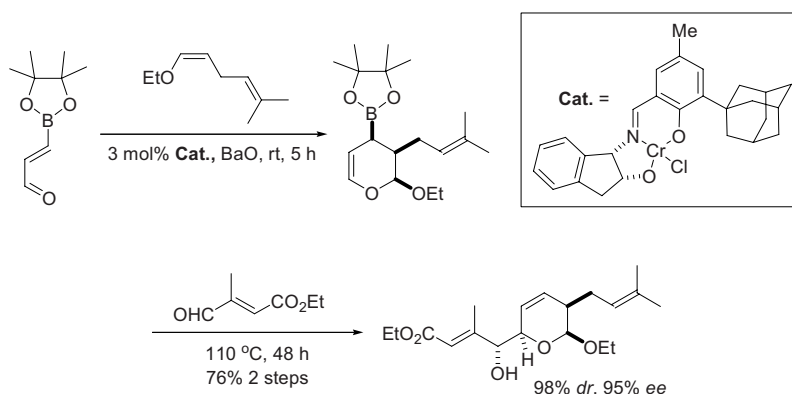
- Diels, O.; Alder, K. *Ann.* **1928**, *460*, 98–122. Otto Diels (Germany, 1876–1954) and his student, Kurt Alder (Germany, 1902–1958), shared the Nobel Prize in Chemistry in 1950 for development of the diene synthesis. In this article they claimed their territory in applying the Diels–Alder reaction in total synthesis: “We explicitly reserve for ourselves the application of the reaction developed by us to the solution of such problems.”
- Oppolzer, W. In *Comprehensive Organic Synthesis*; Trost, B. M.; Fleming, I., Eds.; Pergamon, **1991**, *Vol. 5*, 315–399. (Review).
- Weinreb, S. M. In *Comprehensive Organic Synthesis*; Trost, B. M.; Fleming, I., Eds.; Pergamon, **1991**, *Vol. 5*, 401–449. (Review).
- (a) Rickborn, B. *The retro-Diels–Alder reaction. Part I. C–C dienophiles* in *Org. React.* John Wiley & Sons, **1998**, 52. (b) Rickborn, B. *The retro-Diels–Alder reaction. Part II. Dienophiles with one or more heteroatom* in *Org. React.* John Wiley & Sons, **1998**, 53.
- Corey, E. J. *Angew. Chem., Int. Ed.* **2002**, *41*, 1650–1667. (Review).

- Wang, J.; Morral, J.; Hendrix, C.; Herdewijn, P. *J. Org. Chem.* **2001**, *66*, 8478–8482.
- Saito, A.; Yanai, H.; Sakamoto, W.; Takahashi, K.; Taguchi, T. *J. Fluorine Chem.* **2005**, *126*, 709–714.
- Liu, D.; Canales, E.; Corey, E. J. *J. Am. Chem. Soc.* **2007**, *129*, 1498–1499.
- Iqbal, M.; Duffy, P.; Evans, P.; Cloughley, G.; Allan, B.; Lledo, A.; Verdaguer, X.; Riera, A. *Org. Biomol. Chem.* **2008**, *6*, 4649–4661.
- Ibrahim-Ouali, M. *Steroids* **2009**, *74*, 133–162.
- Gao, S.; Wang, Q.; Chen, C. *J. Am. Chem. Soc.* **2009**, *131*, 1410–1412.

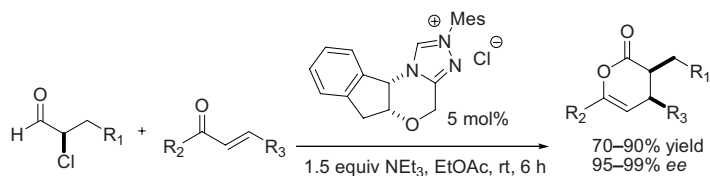
Inverse electronic demand Diels–Alder reaction



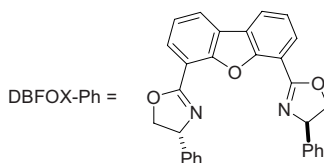
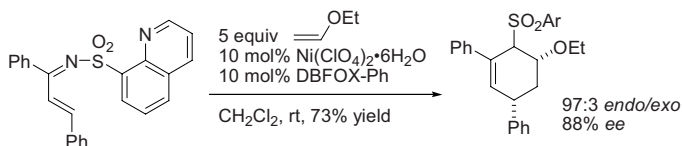
Example 1²



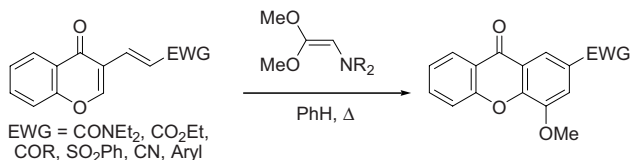
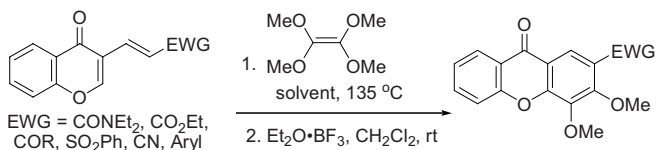
Example 2³



Example 3, Catalytic asymmetric inverse-electron-demand Diels–Alder reaction⁴



Example 4⁵

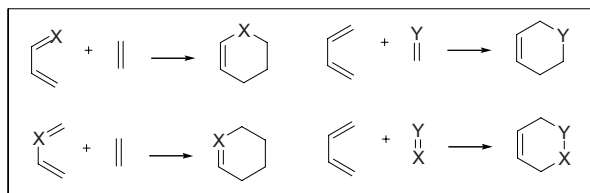


References

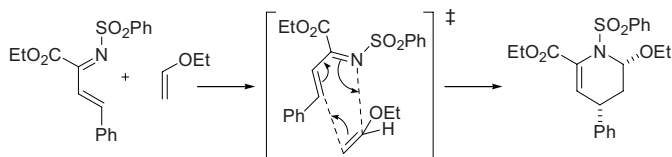
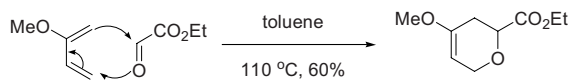
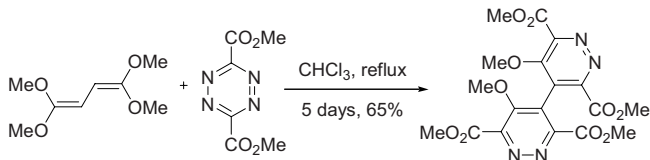
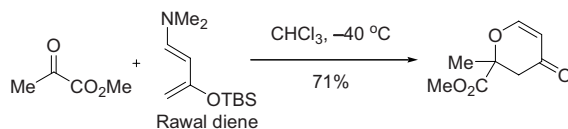
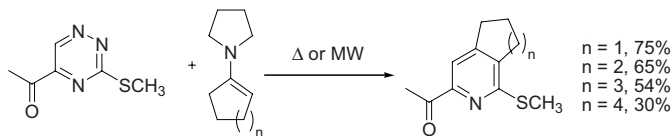
1. Boger, D. L.; Patel, M. *Prog. Heterocycl. Chem.* **1989**, *1*, 30–64. (Review).
2. Gao, X.; Hall, D. G. *J. Am. Chem. Soc.* **2005**, *127*, 1628–1629.
3. He, M.; Uc, G. J.; Bode, J. W. *J. Am. Chem. Soc.* **2006**, *128*, 15088–15089.
4. Esquivias, J.; Gomez Arrayas, R.; Carretero, J. C. *J. Am. Chem. Soc.* **2007**, *129*, 1480–1481.
5. Dang, A.-T.; Miller, D. O.; Dawe, L. N.; Bodwell, G. J. *Org. Lett.* **2008**, *10*, 233–236.

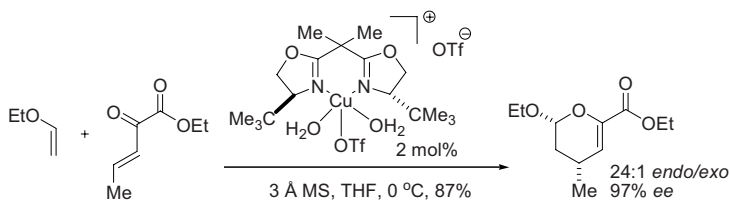
Hetero-Diels–Alder reaction

Heterodiene addition to dienophile or heterodienophile addition to diene. Typical hetero-Diels–Alder reactions are aza-Diels–Alder reaction and oxo-Diels–Alder reaction.



e.g.:

Example 1, Heterodienophile addition to diene¹Example 2, Similar to the **Boger pyridine synthesis** (see page 59)²Example 3, Using the **Rawal diene**⁴Example 4, Also similar to the Boger pyridine synthesis⁶

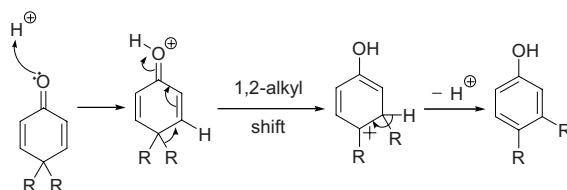
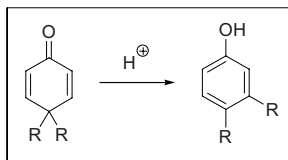
Example 5⁷

References

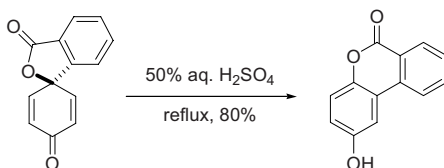
1. Wender, P. A.; Keenan, R. M.; Lee, H. Y. *J. Am. Chem. Soc.* **1987**, *109*, 4390–4392.
2. Boger, D. L. In *Comprehensive Organic Synthesis*; Trost, B. M.; Fleming, I., Eds.; Pergamon, **1991**, Vol. 5, 451–512. (Review).
3. Boger, D. L.; Baldino, C. M. *J. Am. Chem. Soc.* **1993**, *115*, 11418–11425.
4. Huang, Y.; Rawal, V. H. *Org. Lett.* **2000**, *2*, 3321–3323.
5. Jørgensen, K. A. *Eur. J. Org. Chem.* **2004**, 2093–2102. (Review).
6. Lipińska, T. M. *Tetrahedron* **2006**, *62*, 5736–5747.
7. Evans, D. A.; Kvaerno, L.; Dunn, T. B.; Beauchemin, A.; Raymer, B.; Mulder, J. A.; Olhava, E. J.; Juhl, M.; Kagechika, K.; Favor, D. A. *J. Am. Chem. Soc.* **2008**, *130*, 16295–16309.

Dienone–phenol rearrangement

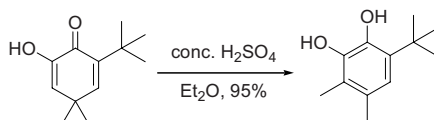
Acid-promoted rearrangement of 4,4-disubstituted cyclohexadienones to 3,4-disubstituted phenols.



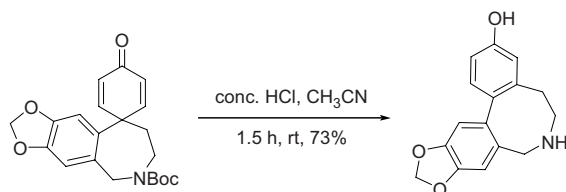
Example 1⁴

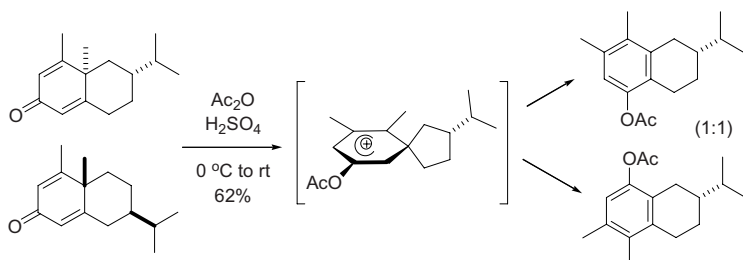


Example 2⁵



Example 3⁹



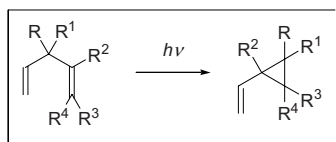
Example 4¹⁰

References

1. Shine, H. J. In *Aromatic Rearrangements*; Elsevier: New York, **1967**, pp 55–68. (Review).
2. Schultz, A. G.; Hardinger, S. A. *J. Org. Chem.* **1991**, *56*, 1105–1111.
3. Schultz, A. G.; Green, N. J. *J. Am. Chem. Soc.* **1992**, *114*, 1824–1829.
4. Hart, D. J.; Kim, A.; Krishnamurthy, R.; Merriman, G. H.; Waltos, A.-M. *Tetrahedron* **1992**, *48*, 8179–8188.
5. Frimer, A. A.; Marks, V.; Sprecher, M.; Gilinsky-Sharon, P. *J. Org. Chem.* **1994**, *59*, 1831–1834.
6. Oshima, T.; Nakajima, Y.-i.; Nagai, T. *Heterocycles* **1996**, *43*, 619–624.
7. Draper, R. W.; Puar, M. S.; Vater, E. J.; Mcphail, A. T. *Steroids* **1998**, *63*, 135–140.
8. Kodama, S.; Takita, H.; Kajimoto, T.; Nishide, K.; Node, M. *Tetrahedron* **2004**, *60*, 4901–4907.
9. Bru, C.; Guillou, C. *Tetrahedron* **2006**, *62*, 9043–9048.
10. Sauer, A. M.; Crowe, W. E.; Henderson, G.; Laine, R. A. *Tetrahedron Lett.* **2007**, *48*, 6590–6593.

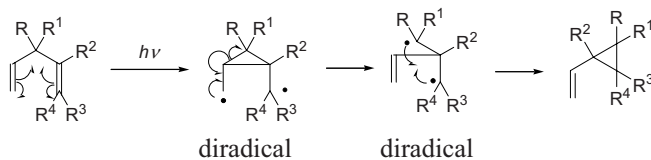
Di- π -methane rearrangement

Conversion of 1,4-dienes to vinylcyclopropanes under photolysis. Also known as the **Zimmerman rearrangement**.



1,4-diene

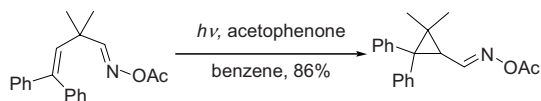
vinylcyclopropane



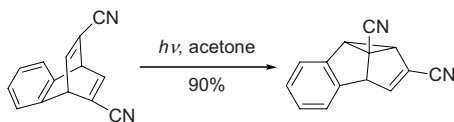
diradical

diradical

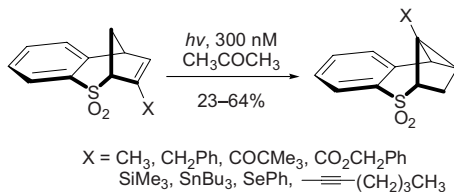
Example 1, Aza- π -methane rearrangement²

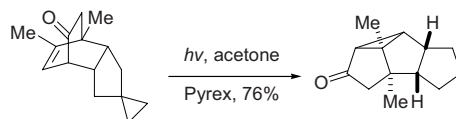


Example 2⁴



Example 3⁸



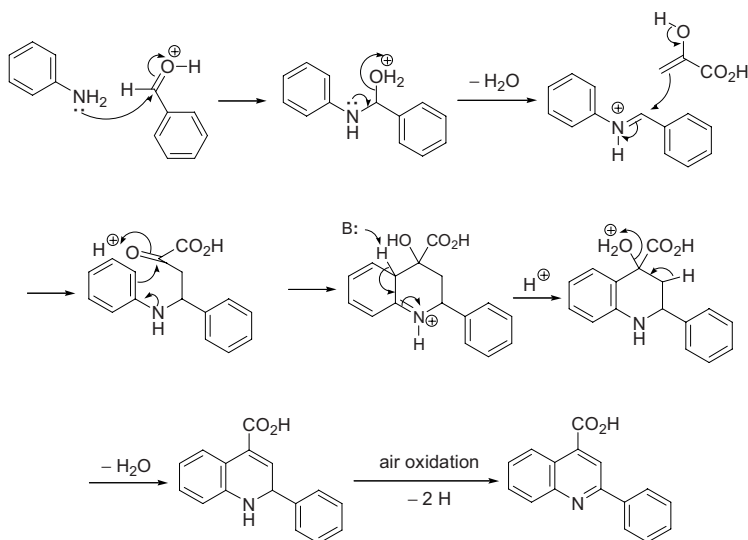
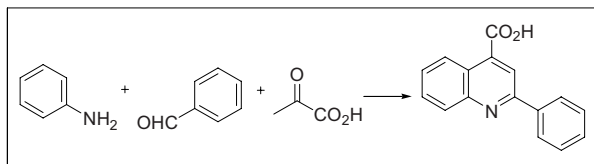
Example 4, Oxa- π -methane rearrangement⁸

References

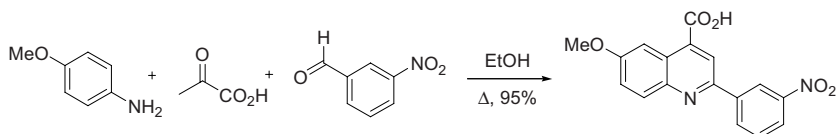
- (a) Zimmerman, H. E.; Grunewald, G. L. *J. Am. Chem. Soc.* **1966**, *88*, 183–184. Known for the Traxler–Zimmerman transition state for the asymmetric synthesis, Howard E. Zimmerman is a professor at the University of Wisconsin at Madison. (b) Zimmerman, H. E.; Armesto, D. *Chem. Rev.* **1996**, *96*, 3065–3112. (Review). (c) Zimmerman, H. E.; Církva, V. *Org. Lett.* **2000**, *2*, 2365–2367.
- Armesto, D.; Horspool, W. M.; Langa, F.; Ramos, A. *J. Chem. Soc., Perkin Trans. I* **1991**, 223–228.
- Jiménez, M. C.; Miranda, M. A.; Tormos, R. *Chem. Commun.* **2000**, 2341–2342.
- Ünaldi, N. S.; Balci, M. *Tetrahedron Lett.* **2001**, *42*, 8365–8367.
- Altundas, R.; Dastan, A.; Ünaldi, N. S.; Güven, K.; Uzun, O.; Balci, M. *Eur. J. Org. Chem.* **2002**, 526–533.
- Zimmerman, H. E.; Chen, W. *Org. Lett.* **2002**, *4*, 1155–1158.
- Tanifuji, N.; Huang, H.; Shinagawa, Y.; Kobayashi, K. *Tetrahedron Lett.* **2003**, *44*, 751–754.
- Dura, R. D.; Paquette, L. A. *J. Org. Chem.* **2006**, *71*, 2456–2459.
- Singh, V.; Chandra, G.; Mobin, S. M. *Synlett* **2008**, 2267–2270.

Doebner quinoline synthesis

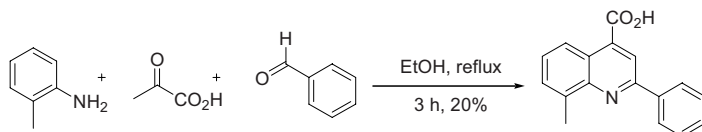
Three-component coupling of an aniline, pyruvic acid, and an aldehyde to provide a quinoline-4-carboxylic acid.

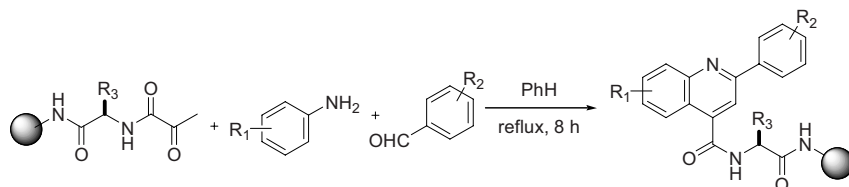


Example 1²



Example 2⁶



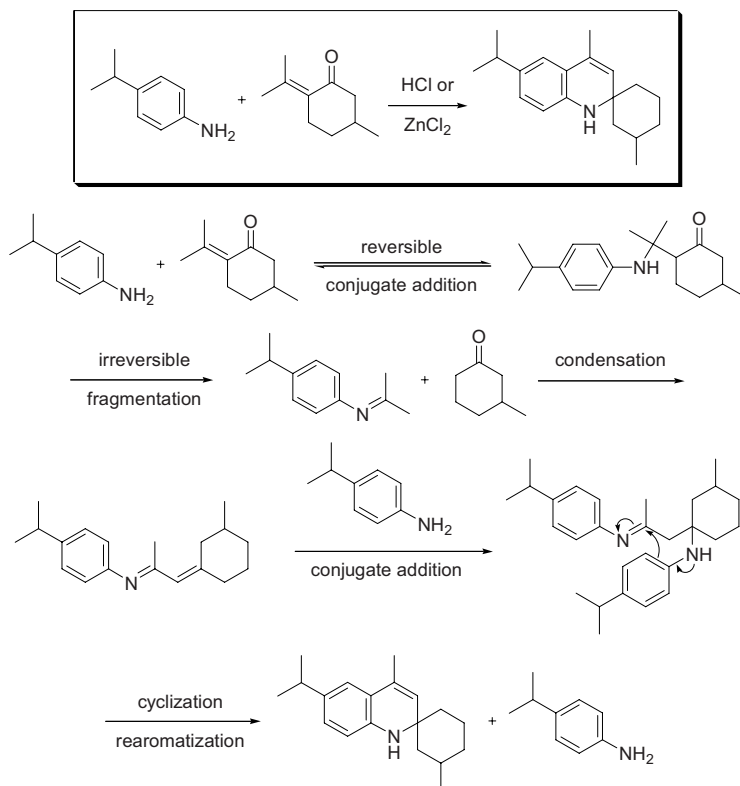
Example 3, Combinatorial Doebner reaction⁷

References

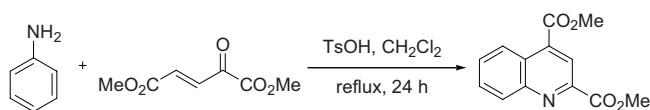
1. Doebner, O. G. *Ann.* **1887**, *242*, 265. Oscar Gustav Doebner (1850–1907) was born in Meiningen, Germany. After studying under Liebig, he actively took part in the Franco-Prussian War. He apprenticed with Otto and Hofmann for a few years after the war, then began his independent researches at the University at Halle.
2. Mathur, F. C.; Robinson, R. *J. Chem. Soc.* **1934**, 1520–1523.
3. Elderfield, R. C. *Heterocyclic Compounds*; Elderfield, R. C., Ed.; John Wiley & Sons, Inc.: New York, **1952**, Vol. 4, *Quinoline, Isoquinoline and Their Benzo Derivatives*, pp. 25–29. (Review).
4. Jones, G. In *Chemistry of Heterocyclic Compounds*, Jones, G., ed.; John Wiley & Sons, Inc.: New York, **1977**, Vol. 32; Quinolines, pp. 125–131. (Review).
5. Atwell, G. J.; Baguley, B. C.; Denny, W. A. *J. Med. Chem.* **1989**, *32*, 396–401.
6. Herbert, R. B.; Kattah, A. E.; Knagg, E. *Tetrahedron* **1990**, *46*, 7119–7138.
7. Gopalsamy, A.; Pallai, P. V. *Tetrahedron Lett.* **1997**, *38*, 907–910.
8. Pflum, D. A. *Doebner quinoline synthesis*. In *Name Reactions in Heterocyclic Chemistry*; Li, J. J., Corey, E. J., Eds.; Wiley & Sons: Hoboken, NJ, **2005**, pp 407–410. (Review).

Doebner–von Miller reaction

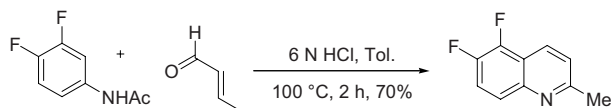
Doebner–von Miller reaction is a variant of the Skraup quinoline synthesis (page 509). Therefore, the mechanism for the Skraup reaction is also operative for the Doebner–von Miller reaction. The following mechanism is favored by Denmark's mechanistic study using ^{13}C -labelled α,β -unsaturated ketones.⁹

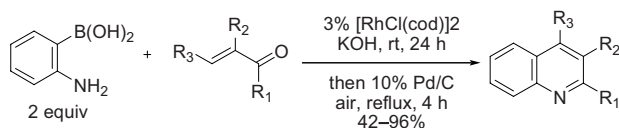


Example 1⁵



Example 2⁶



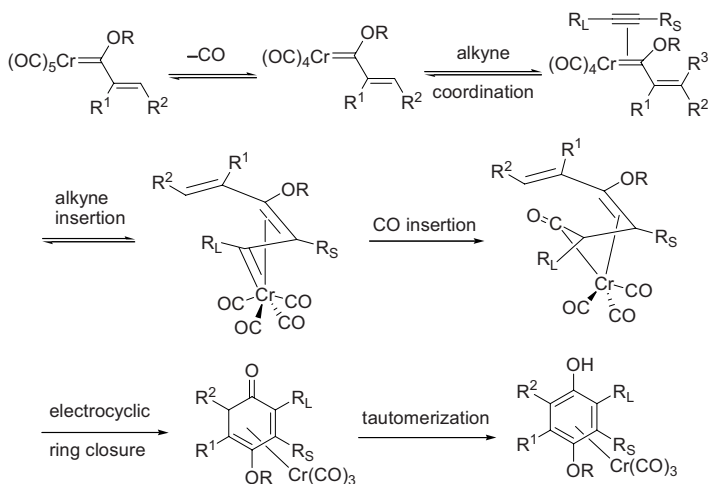
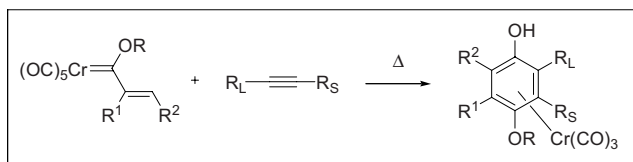
Example 3, A novel variant¹⁰

References

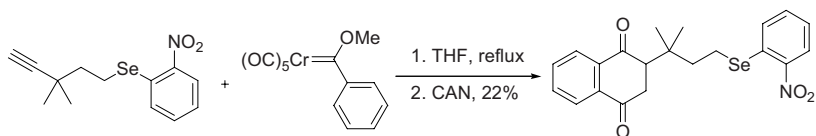
1. Doebner, O.; von Miller, W. *Ber.* **1883**, *16*, 2464.
2. Corey, E. J.; Tramontano, A. *J. Am. Chem. Soc.* **1981**, *103*, 5599–5600.
3. Eisch, J. J.; Dluzniewski, T. *J. Org. Chem.* **1989**, *54*, 1269–1274.
4. Zhang, Z. P.; Tillekeratne, L. M. V.; Hudson, R. A. *Tetrahedron Lett.* **1998**, *39*, 5133–5134.
5. Carrigan, C. N.; Esslinger, C. S.; Bartlett, R. D.; Bridges, R. J. *Bioorg. Med. Chem. Lett.* **1999**, *9*, 2607–2712.
6. Sprecher, A.-v.; Gerspacher, M.; Beck, A.; Kimmel, S.; Wiestner, H.; Anderson, G. P.; Niederhauser, U.; Subramanian, N.; Bray, M. A. *Bioorg. Med. Chem. Lett.* **1998**, *8*, 965–970.
7. Fürstner, A.; Thiel, O. R.; Blanda, G. *Org. Lett.* **2000**, *2*, 3731–3734.
8. Moore, A. *Skraup Doebner–von Miller Reaction*. In *Name Reactions in Heterocyclic Chemistry*; Li, J. J., Corey, E. J., Eds.; Wiley & Sons: Hoboken, NJ, **2005**, 488–494. (Review).
9. Denmark, S. E.; Venkatraman, S. *J. Org. Chem.* **2006**, *71*, 1668–1676. Mechanistic study using ¹³C-labelled α,β -unsaturated ketones.
10. Horn, J.; Marsden, S. P.; Nelson, A.; House, D.; Weingarten, G. G. *Org. Lett.* **2008**, *10*, 4117–4120.

Dötz reaction

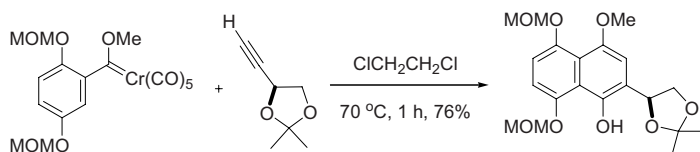
Cr(CO)₃-coordinated hydroquinone from vinylic alkoxy pentacarbonyl chromium carbene (Fischer carbene) complex and alkynes.

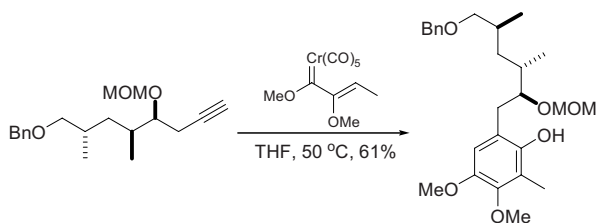
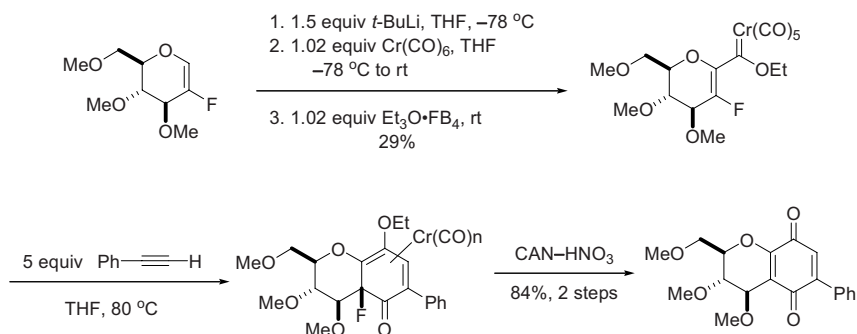


Example 1⁵



Example 3⁸



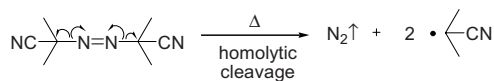
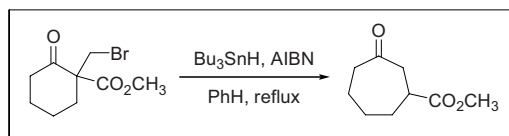
Example 3⁸Example 3⁹

References

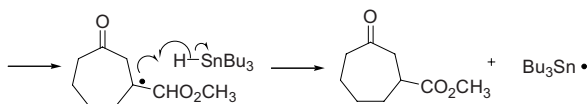
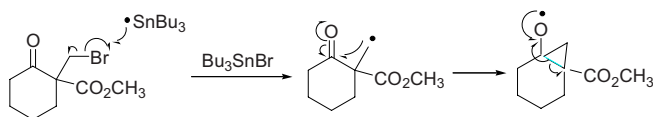
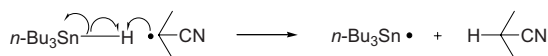
1. Dötz, K. H. *Angew. Chem., Int. Ed.* **1975**, *14*, 644–645. Karl H. Dötz (1943–) was a professor at the University of Munich in Germany.
2. Wulff, W. D. In *Advances in Metal-Organic Chemistry*; Liebeskind, L. S., Ed.; JAI Press, Greenwich, CT; **1989**; Vol. 1. (Review).
3. Wulff, W. D. In *Comprehensive Organometallic Chemistry II*; Abel, E. W., Stone, F. G. A., Wilkinson, G., Eds.; Pergamon Press: Oxford, **1995**; Vol. 12. (Review).
4. Torrent, M.; Solá, M.; Frenking, G. *Chem. Rev.* **2000**, *100*, 439–494. (Review).
5. Caldwell, J. J.; Colman, R.; Kerr, W. J.; Magennis, E. J. *Synlett* **2001**, 1428–1430.
6. Solá, M.; Duran, M.; Torrent, M. *The Dötz reaction: A chromium Fischer carbene-mediated benzannulation reaction*. In *Computational Modeling of Homogeneous Catalysis* Maseras, F.; Lledós, eds.; Kluwer Academic: Boston; **2002**, 269–287. (Review).
7. Pulley, S. R.; Czakó, B. *Tetrahedron Lett.* **2004**, *45*, 5511–5514.
8. White, J. D.; Smits, H. *Org. Lett.* **2005**, *7*, 235–238.
9. Boyd, E.; Jones, R. V. H.; Quayle, P.; Waring, A. J. *Tetrahedron Lett.* **2005**, *47*, 7983–7986.

Dowd–Beckwith ring expansion

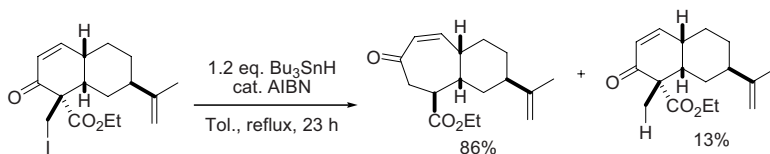
Radical-mediated ring expansion of 2-halomethyl cycloalkanones.



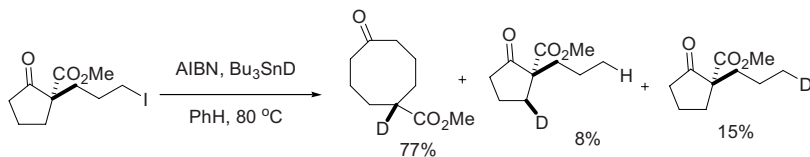
2,2'-azobisisobutyronitrile (AIBN)



Example 1⁴



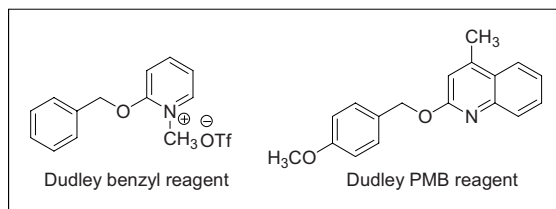
Example 2⁹



References

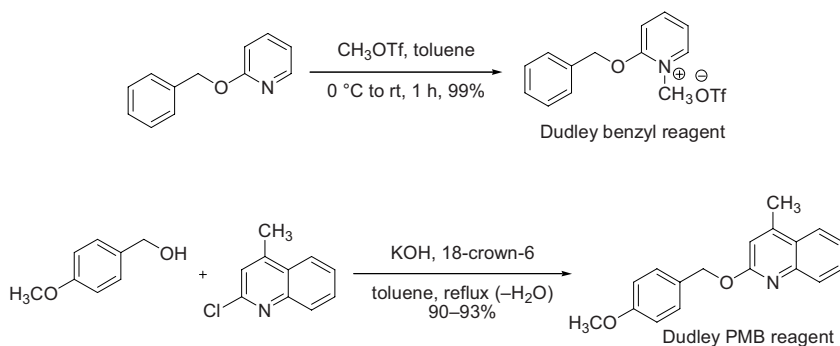
1. Dowd, P.; Choi, S.-C. *J. Am. Chem. Soc.* **1987**, *109*, 3493–3494. Paul Dowd (1936–1996) was a professor at the University of Pittsburgh.
2. (a) Beckwith, A. L. J.; O'Shea, D. M.; Gerba, S.; Westwood, S. W. *J. Chem. Soc., Chem. Commun.* **1987**, 666–667. Athelstan L. J. Beckwith is a professor at University of Adelaide, Adelaide, Australia. (b) Beckwith, A. L. J.; O'Shea, D. M.; Westwood, S. W. *J. Am. Chem. Soc.* **1988**, *110*, 2565–2575. (c) Dowd, P.; Choi, S.-C. *Tetrahedron* **1989**, *45*, 77–90. (d) Dowd, P.; Choi, S.-C. *Tetrahedron Lett.* **1989**, *30*, 6129–6132. (e) Dowd, P.; Choi, S.-C. *Tetrahedron* **1991**, *47*, 4847–4860.
3. Dowd, P.; Zhang, W. *Chem. Rev.* **1993**, *93*, 2091–2115. (Review).
4. Banwell, M. G.; Cameron, J. M. *Tetrahedron Lett.* **1996**, *37*, 525–526.
5. Studer, A.; Amrein, S. *Angew. Chem., Int. Ed.* **2000**, *39*, 3080–3082.
6. Kantorowski, E. J.; Kurth, M. J. *Tetrahedron* **2000**, *56*, 4317–4353. (Review).
7. Sugi, M.; Togo, H. *Tetrahedron* **2002**, *58*, 3171–3177.
8. Ardura, D.; Sordo, T. L. *Tetrahedron Lett.* **2004**, *45*, 8691–8694.
9. Ardura, D.; Sordo, T. L. *J. Org. Chem.* **2005**, *70*, 9417–9423.

Dudley reagent



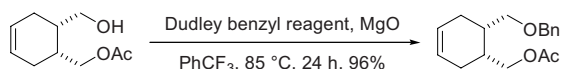
The Dudley reagents are employed for the protection of alcohols as benzyl¹ or PMB² ethers, respectively, under mild conditions. Carboxylic acids are readily protected as well.³ Activation of the appropriate Dudley reagent in the presence of an alcohol furnishes the desired arylmethyl ether. The benzyl reagent is activated upon warming to approximately 80–85 °C, whereas activation of the PMB reagent occurs at room temperature upon treatment with methyl triflate (CH₃OTf) or protic acid.⁴ Aromatic solvents, most commonly trifluorotoluene, often provide the best results. Magnesium oxide (MgO) is typically included in the reaction mixture as an acid scavenger.⁵ For benzylation of carboxylic acids, triethylamine (Et₃N) is used in place of MgO.³

Preparation:^{1–3}



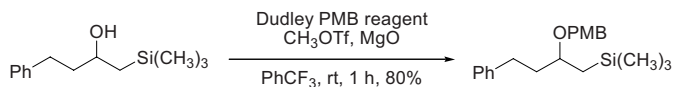
The Dudley reagents are conveniently prepared from readily available starting materials and are indefinitely stable to storage and handling under standard laboratory conditions. Alternatively, both reagents are commercially available.

Example 1⁶



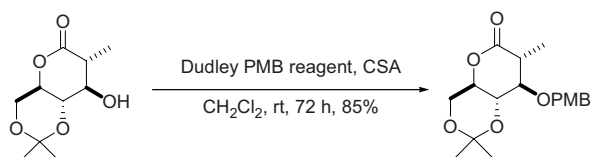
Benylation of a monoacetylated diol is shown in Example 1.⁶ The Dudley benzyl reagent was uniquely effective for protection of the free alcohol without loss and/or migration of the labile acetyl group.

Example 2²



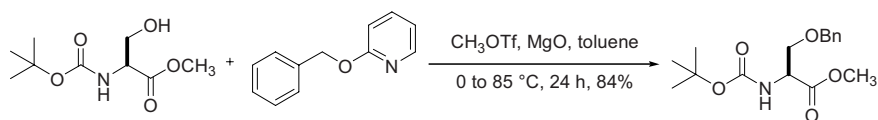
PMB-protection of a β -hydroxysilane can be accomplished without competition from the Peterson elimination (Example 2),² which would occur under the basic or acidic conditions required for many other alkylation reactions.

Example 3⁴



The Dudley PMB reagent can also be activated under mildly acidic conditions using catalytic camphorsulfonic acid (CSA) in lieu of CH_3OTf (Example 3).⁴

Example 4, *In situ*-formation of the Dudley benzyl reagent is achieved by treating a mixture of an alcohol and 2-benzyloxy pyridine with CH_3OTf ⁷

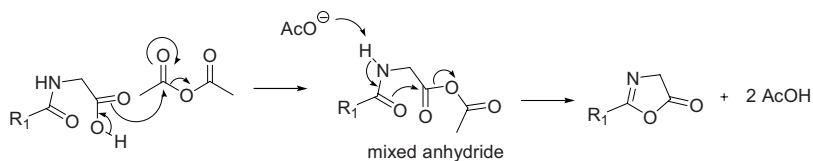
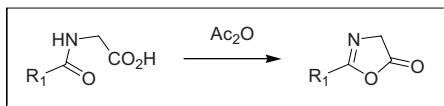


References

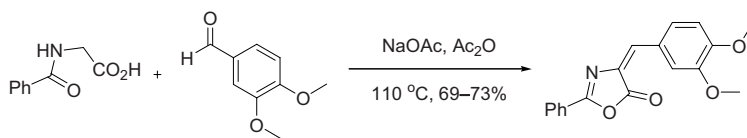
1. Poon, K. W. C.; Dudley, G. B. *J. Org. Chem.* **2006**, *71*, 3923–3927.
2. Nwoye, E. O.; Dudley, G. B. *Chem. Commun.* **2007**, 1436–1437.
3. Tummatorn, J.; Albiniak, P. A.; Dudley, G. B. *J. Org. Chem.* **2007**, *72*, 8962–8964.
4. Stewart, C. A.; Peng, X.; Paquette, L. A. *Synthesis* **2008**, 433–437.
5. Poon, K. W. C.; Albiniak, P. A.; Dudley, G. B. *Org. Synth.* **2007**, *84*, 295–305.
6. Schmidt, J. P.; Beltrán-Rodil, S.; Cox, R. J.; McAllister, G. D.; Reid, M.; Taylor, R. J. *K. Org. Lett.* **2007**, *9*, 4041–4044.
7. Lopez, S. S.; Dudley, G. B. *Beilstein J. Org. Chem.* **2008**, *4*, No. 44.

Δ Erlenmeyer–Plöchl azlactone synthesis

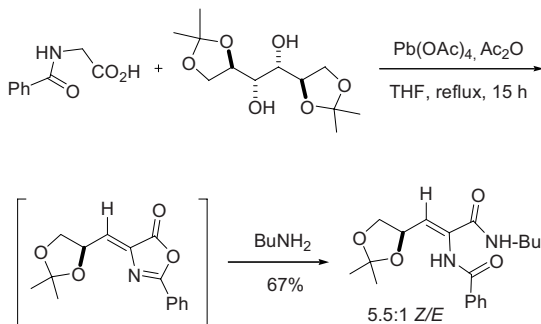
Formation of 5-oxazolones (or “azlactones”) by intramolecular condensation of acylglycines in the presence of acetic anhydride.



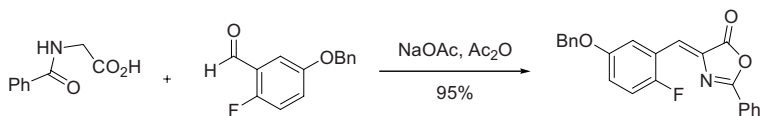
Example 1²



Example 2⁸



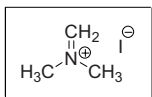
Example 3⁹



References

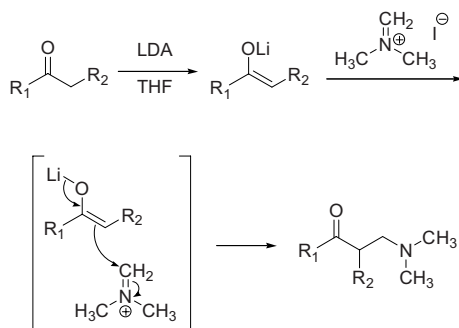
1. (a) Plöchl, J. *Ber.* **1884**, *17*, 1616–1624. (b) Erlenmeyer, E., Jr. *Ann.* **1893**, *275*, 1–3. Emil Erlenmeyer, Jr. (1864–1921) was born in Heidelberg, Germany to Emil Erlenmeyer (1825–1909), a famous chemistry professor at the University of Heidelberg. He investigated the Erlenmeyer–Plöchl azlactone synthesis while he was a Professor of Chemistry at Strasburg. The Erlenmeyer flasks “” are ubiquitous in organic chemistry laboratories.
2. Buck, J. S.; Ide, W.S. *Org. Synth. Coll. II*, **1943**, 55.
3. Carter, H. E. *Org. React.* **1946**, *3*, 198–239. (Review).
4. Baltazzi, E. *Quart. Rev. Chem. Soc.* **1955**, *9*, 150–173. (Review).
5. Filler, R.; Rao, Y. S. *New Development in the Chemistry of Oxazolines*, In *Adv. Heterocyclic Chem*; Katritzky, A. R.; Boulton, A. J., Eds; Academic Press, Inc: New York, **1977**, *Vol. 21*, pp 175–206. (Review).
6. Mukerjee, A. K.; Kumar, P. *Heterocycles* **1981**, *16*, 1995–2034. (Review).
7. Mukerjee, A. K. *Heterocycles* **1987**, *26*, 1077–1097. (Review).
8. Combs, A. P.; Armstrong, R. W. *Tetrahedron Lett.* **1992**, *33*, 6419–6422.
9. Konkel, J. T.; Fan, J.; Jayachandran, B.; Kirk, K. L. *J. Fluorine Chem.* **2002**, *115*, 27–32.
10. Brooks, D. A. *Erlenmeyer–Plöchl Azlactone Synthesis*. In *Name Reactions in Heterocyclic Chemistry*; Li, J. J., Corey, E. J., Eds.; Wiley & Sons: Hoboken, NJ, **2005**, pp 229–233. (Review).

Eschenmoser's salt



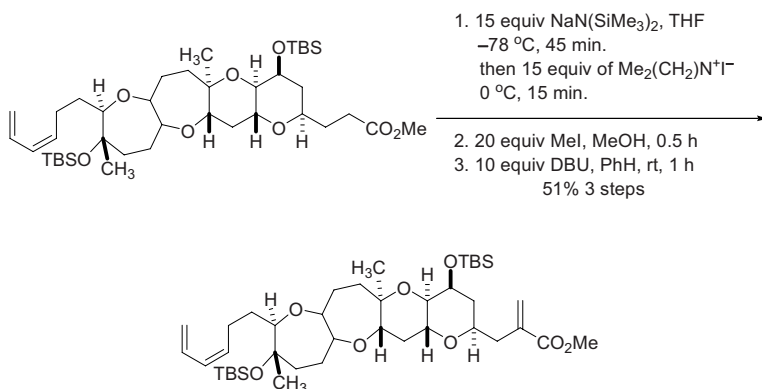
Eschenmoser's salt, dimethylmethylideneammonium iodide, is a strong dimethylaminomethylating agent, used to prepare derivatives of the type $RCH_2N(CH_3)_2$. Enolates, enolsilylethers, and even more acidic ketones undergo efficient dimethylaminomethylation—employed in the Mannich reaction.

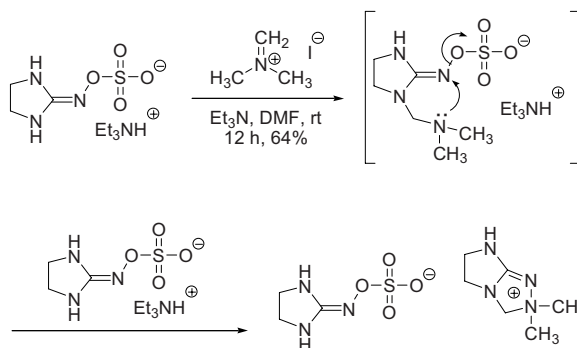
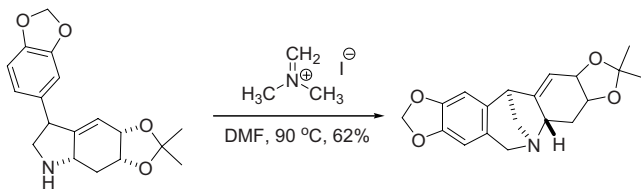
Mechanism



Example 1³

Once prepared, the resulting tertiary amines can be further methylated and then subjected to base-induced elimination to afford methylenated ketones.



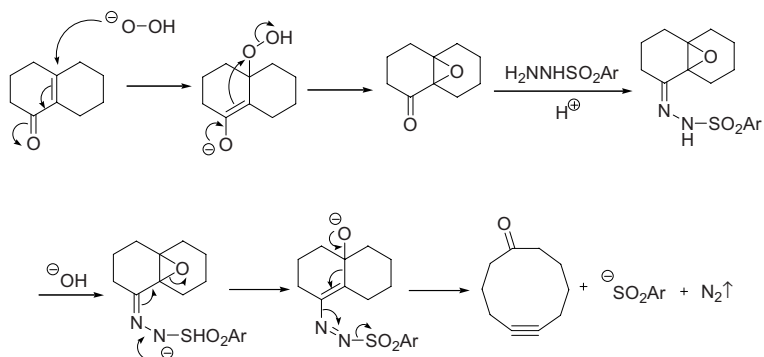
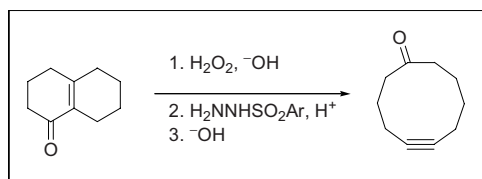
Example 2⁴Example 3⁵

References

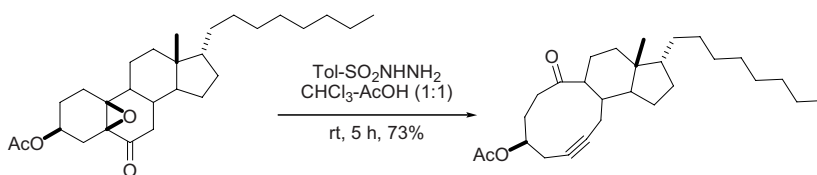
- Schreiber, J.; Maag, H.; Hashimoto, N.; Eschenmoser, A. *Angew. Chem., Int. Ed.* **1971**, *10*, 330–331.
- Kleinman, E. F. *Dimethylmethyleneammonium Iodide and Chloride*. In *Encyclopedia of Reagents for Organic Synthesis* (Ed: Paquette, L. A.) 2004, John Wiley & Sons, New York. (Review).
- Nicolaou, K. C.; Reddy, K. R.; Skokotas, G.; Sato, F.; Xiao, X. Y.; Hwang, C. K. *J. Am. Chem. Soc.* **1993**, *115*, 3558–3575.
- Saczewski, J.; Gdaniec, M. *Tetrahedron Lett.* **2007**, *48*, 7624–7627.
- Hong, A.-W.; Cheng, T.-H.; Raghukumar, V.; Sha, C.-K. *J. Org. Chem.* **2008**, *73*, 7580–7585.
- Cesario, C.; Miller, M. J. *Org. Lett.* **2009**, *11*, 449–452.

Eschenmoser–Tanabe fragmentation

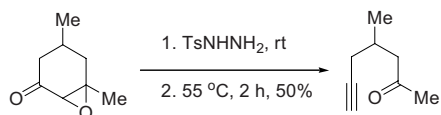
Fragmentation of α,β -epoxyketones *via* the intermediacy of α,β -epoxy sulfonylhydrazones.

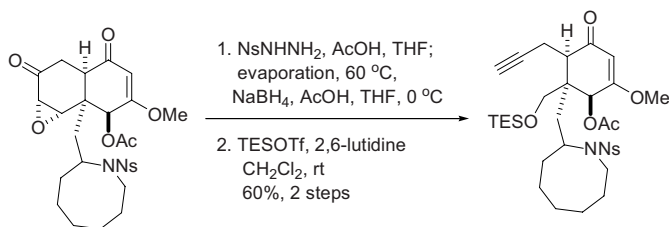


Example 1⁴



Example 2⁷



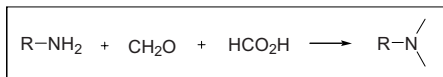
Example 3⁹

References

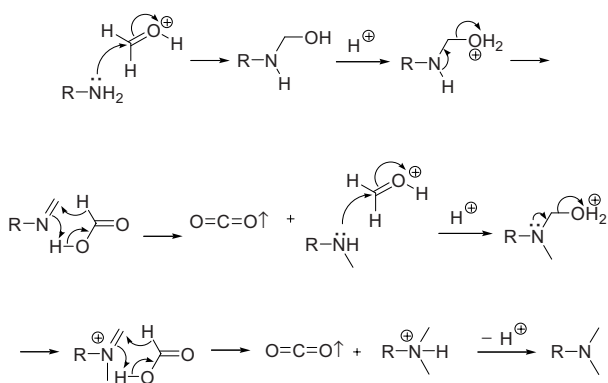
1. Eschenmoser, A.; Felix, D.; Ohloff, G. *Helv. Chim. Acta* **1967**, *50*, 708–713. Albert Eschenmoser (Switzerland, 1925–) is best known for his work on, among many others, the monumental total synthesis of Vitamin B₁₂ with R. B. Woodward in 1973. He now holds appointments at ETH Zürich and Scripps Research Institute, La Jolla.
2. Tanabe, M.; Crowe, D. F.; Dehn, R. L. *Tetrahedron Lett.* **1967**, 3943–3946.
3. Felix, D.; Müller, R. K.; Horn, U.; Joos, R.; Schreiber, J.; Eschenmoser, A. *Helv. Chim. Acta* **1972**, *55*, 1276–1319.
4. Batzold, F. H.; Robinson, C. H. *J. Org. Chem.* **1976**, *41*, 313–317.
5. Covey, D. F.; Parikh, V. D. *J. Org. Chem.* **1982**, *47*, 5315–5318.
6. Chinn, L. J.; Lenz, G. R.; Choudary, J. B.; Nutting, E. F.; Papaioannou, S. E.; Metcalf, L. E.; Yang, P. C.; Federici, C.; Gauthier, M. *Eur. J. Med. Chem.* **1985**, *20*, 235–240.
7. Dai, W.; Katzenellenbogen, J. A. *J. Org. Chem.* **1993**, *58*, 1900–1908.
8. Mück-Lichtenfeld, C. *J. Org. Chem.* **2000**, *65*, 1366–1375.
9. Kita, Y.; Toma, T.; Kan, T.; Fukuyama, T. *Org. Lett.* **2008**, *10*, 3251–3253.

Eschweiler–Clarke reductive alkylation of amines

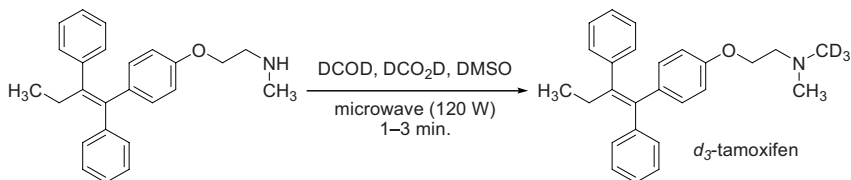
Reductive methylation of primary or secondary amines using formaldehyde and formic acid. Cf. Leuckart–Wallach reaction.



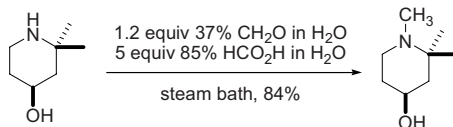
formic acid is the hydride source as a reducing agent

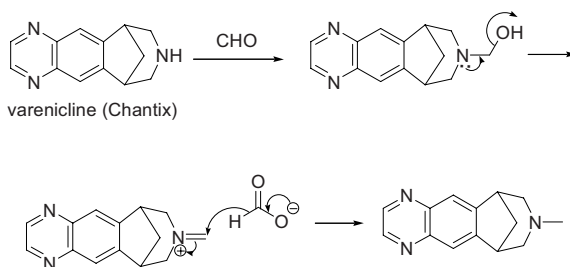


Example 1⁷



Example 2⁹



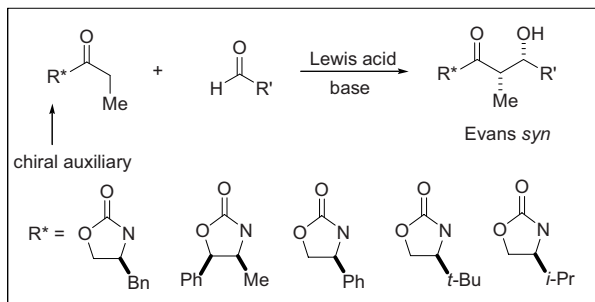
Example 3¹⁰

References

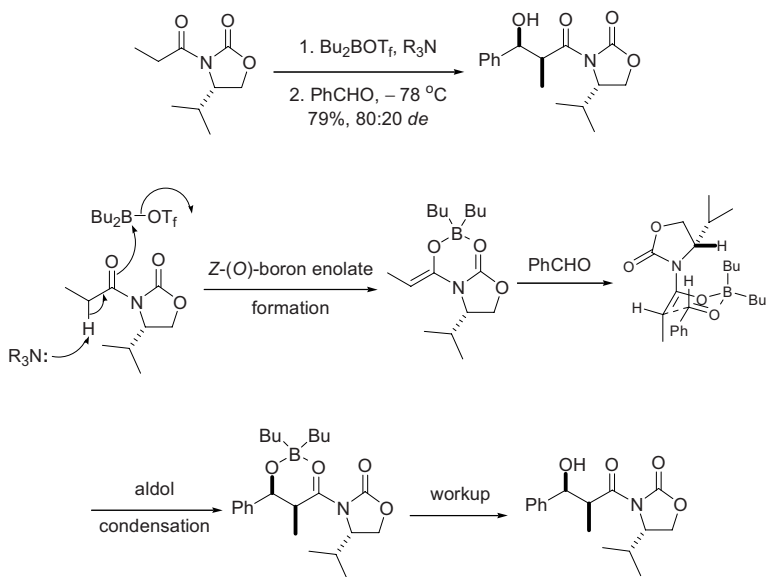
- (a) Eschweiler, W. *Chem. Ber.* **1905**, *38*, 880–892. Wilhelm Eschweiler (1860–1936) was born in Euskirchen, Germany. (b) Clarke, H. T.; Gillespie, H. B.; Weisshaus, S. Z. *J. Am. Chem. Soc.* **1933**, *55*, 4571–4587. Hans T. Clarke (1887–1927) was born in Harrow, England.
- Moore, M. L. *Org. React.* **1949**, *5*, 301–330. (Review).
- Pine, S. H.; Sanchez, B. L. *J. Org. Chem.* **1971**, *36*, 829–832.
- Bobowski, G. *J. Org. Chem.* **1985**, *50*, 929–931.
- Alder, R. W.; Colclough, D.; Mowlam, R. W. *Tetrahedron Lett.* **1991**, *32*, 7755–7758.
- Bulman Page, P. C.; Heaney, H.; Rassias, G. A.; Reignier, S.; Sampler, E. P.; Talib, S. *Synlett* **2000**, 104–106.
- Harding, J. R.; Jones, J. R.; Lu, S.-Y.; Wood, R. *Tetrahedron Lett.* **2002**, *43*, 9487–9488.
- Brewer, A. R. E. *Eschweiler–Clarke reductive alkylation of amine*. In *Name Reactions for Functional Group Transformations*; Li, J. J., Corey, E. J., eds.; John Wiley & Sons: Hoboken, NJ, **2007**, pp 86–111. (Review).
- Weis, R.; Faist, J.; di Vora, U.; Schweiger, K.; Brandner, B.; Kungl, A. J.; Seebacher, W. *Eur. J. Med. Chem.* **2008**, *43*, 872–879.
- Waterman, K. C.; Arikpo, W. B.; Fergione, M. B.; Graul, T. W.; Johnson, B. A.; Macdonald, B. C.; Roy, M. C.; Timpano, R. J. *J. Pharm. Sci.* **2008**, *97*, 1499–1507.

Evans aldol reaction

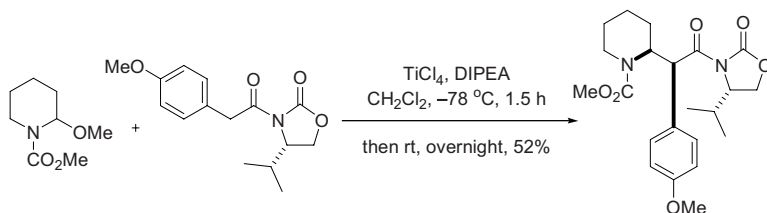
Asymmetric aldol condensation of aldehyde and chiral acyl oxazolidinone, the Evans chiral auxiliary.

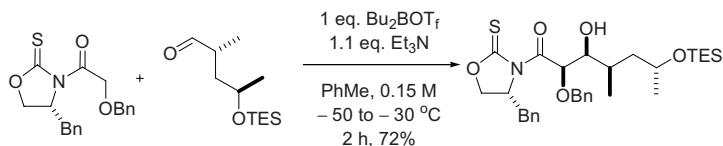
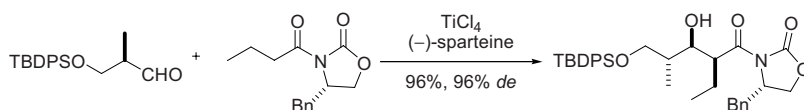


Example 1²



Example 2⁵



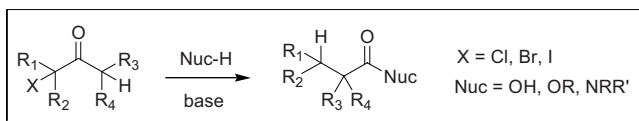
Example 3⁹Example 4, Crimmins procedure¹⁰

References

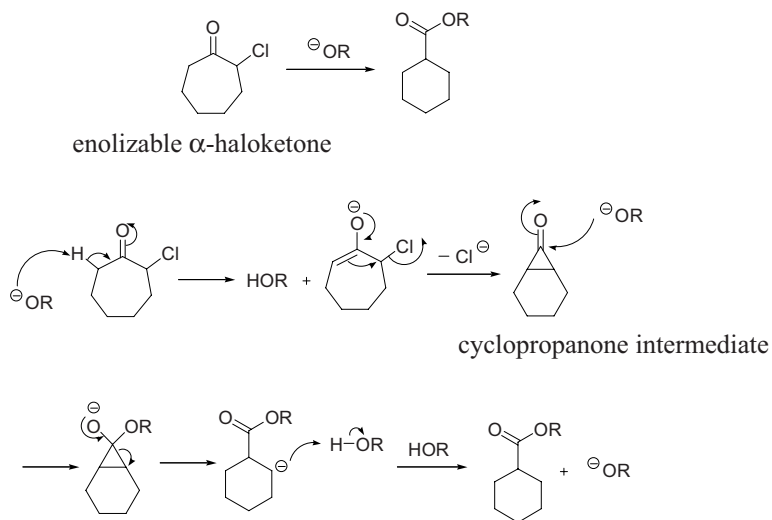
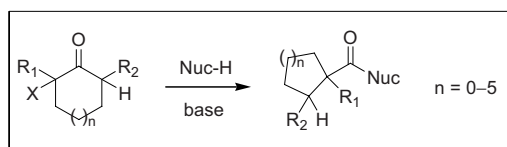
1. (a) Evans, D. A.; Bartroli, J.; Shih, T. L. *J. Am. Chem. Soc.* **1981**, *103*, 2127–2129. David Evans is a professor at Harvard University. (b) Evans, D. A.; McGee, L. R. *J. Am. Chem. Soc.* **1981**, *103*, 2876–2878.
2. Danda, H.; Hansen, M. M.; Heathcock, C. H. *J. Org. Chem.* **1990**, *55*, 173–181.
3. Ager, D. J.; Prakash, I.; Schaad, D. R. *Aldrichimica Acta* **1997**, *30*, 3–12. (Review).
4. Braddock, D. C.; Brown, J. M. *Tetrahedron: Asymmetry* **2000**, *11*, 3591–3607.
5. Matsumura, Y.; Kanda, Y.; Shirai, K.; Onomura, O.; Maki, T. *Tetrahedron* **2000**, *56*, 7411–7422.
6. Williams, D. R.; Patnaik, S.; Clark, M. P. *J. Org. Chem.* **2001**, *66*, 8463–8469.
7. Guerlavais, V.; Carroll, P. J.; Joullié, M. M. *Tetrahedron: Asymmetry* **2002**, *13*, 675–680.
8. Li, G.; Xu, X.; Chen, D.; Timmons, C.; Carducci, M. D.; Headley, A. D. *Org. Lett.* **2003**, *5*, 329–331.
9. Zhang, W.; Carter, R. G.; Yokochi, A. F. T. *J. Org. Chem.* **2004**, *69*, 2569–2572.
10. Ghosh, S.; Kumar, S. U.; Shashidhar, J. *J. Org. Chem.* **2008**, *73*, 1582–1585.
11. Zhang, J. *Evans aldol reaction*. In *Name Reactions for Homologations-Part II*; Li, J., Corey, E. J., Eds.; Wiley & Sons: Hoboken, NJ, **2009**, pp 532–553. (Review).

Favorskii rearrangement

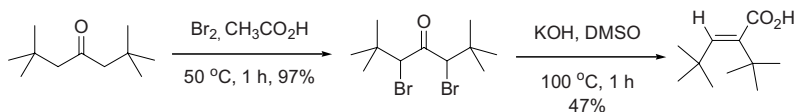
Transformation of enolizable α -haloketones to esters, carboxylic acids, or amides via alkoxide-, hydroxide-, or amine-catalyzed rearrangements, respectively.

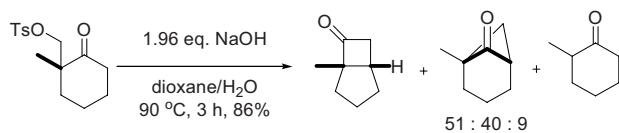
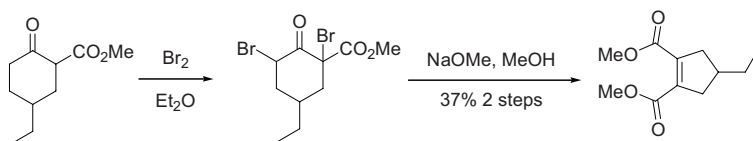
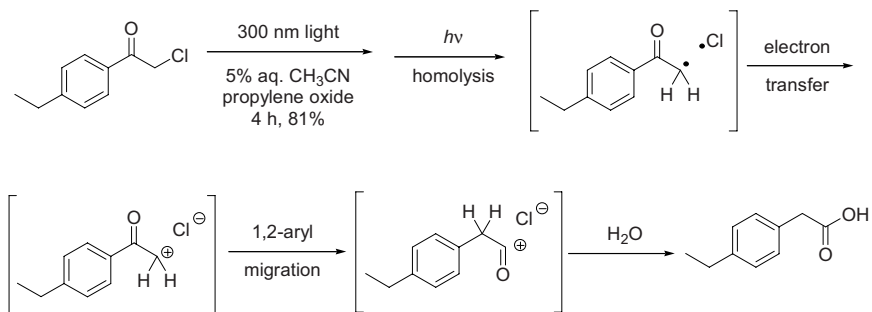
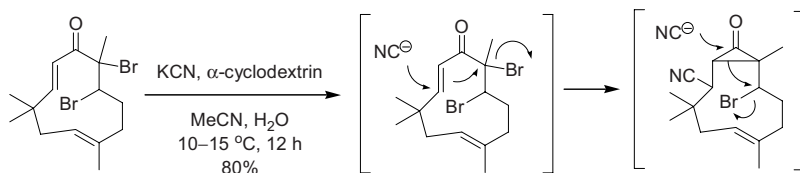


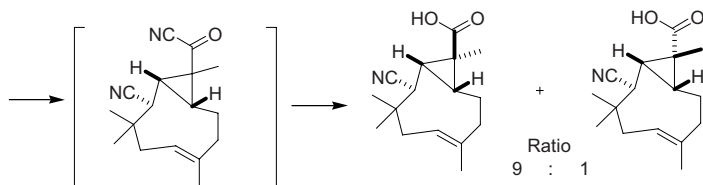
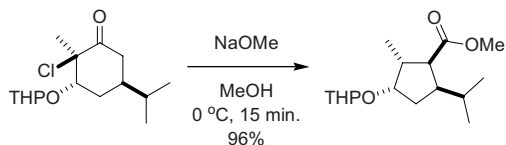
The intramolecular Favorskii Rearrangement:



Example 1²



Example 2, Homo-Favorskii rearrangement³Example 3⁶Example 4, Photo-Favorskii Rearrangement⁷Example 5⁸

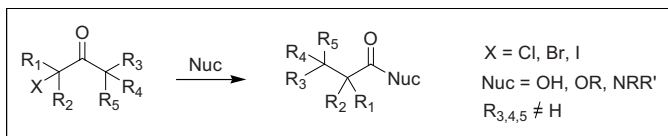
Example 6¹⁰

References

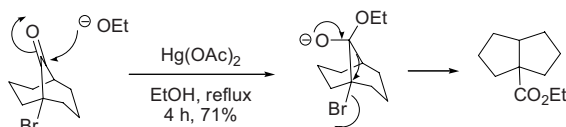
- (a) Favorskii, A. E. *J. Prakt. Chem.* **1895**, *51*, 533–563. Aleksei E. Favorskii (1860–1945), born in Selo Pavlova, Russia, studied at St. Petersburg State University, where he became a professor since 1900. (b) Favorskii, A. E. *J. Prakt. Chem.* **1913**, *88*, 658.
- Wagner, R. B.; Moore, J. A. *J. Am. Chem. Soc.* **1950**, *72*, 3655–3658.
- Wenkert, E.; Bakuzis, P.; Baumgarten, R. J.; Leicht, C. L.; Schenk, H. P. *J. Am. Chem. Soc.* **1971**, *93*, 3208–3216.
- Chenier, P. J. *J. Chem. Ed.* **1978**, *55*, 286–291. (Review).
- Barreta, A.; Waegell, B. In *Reactive Intermediates*; Abramovitch, R. A., ed.; Plenum Press: New York, **1982**, *2*, pp 527–585. (Review).
- White, J. D.; Dillon, M. P.; Butlin, R. J. *J. Am. Chem. Soc.* **1992**, *114*, 9673–9674.
- Dhvale, D. D.; Mali, V. P.; Sudrik, S. G.; Sonawane, H. R. *Tetrahedron* **1997**, *53*, 16789–16794.
- Kitayama, T.; Okamoto, T. *J. Org. Chem.* **1999**, *64*, 2667–2672.
- Mamedov, V. A.; Tsuboi, S.; Mustakimova, L. V.; Hamamoto, H.; Gubaidullin, A. T.; Litvinov, I. A.; Levin, Y. A. *Chem. Heterocyclic Compd.* **2001**, *36*, 911. (Review).
- Pogrebnoi, S.; Saraber, F. C. E.; Jansen, B. J. M.; de Groot, A. *Tetrahedron* **2006**, *62*, 1743–1748.
- Filipksi, K.J.; Pfefferkorn, J. A. *Favorskii rearrangement*. In *Name Reactions for Homologations-Part II*; Li, J. J., Corey, E. J., Eds.; Wiley & Sons: Hoboken, NJ, **2009**, pp 238–252. (Review).

Quasi-Favorskii rearrangement

If there are no enolizable hydrogens present, the classical Favorskii rearrangement is not possible. Instead, a semi-benzylic mechanism can lead to a rearrangement referred to as quasi-Favorskii.

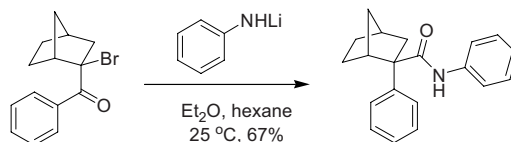


Example 1, Arthur C. Cope's initial discovery¹

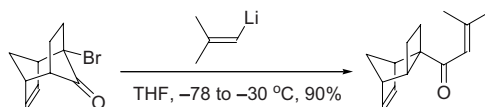


non-enolizable ketone

Example 2⁵



Example 3⁶

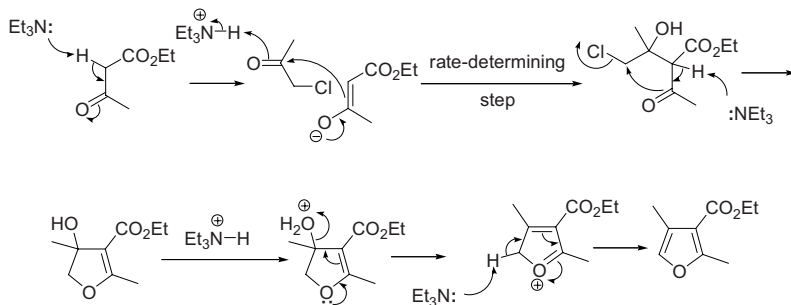
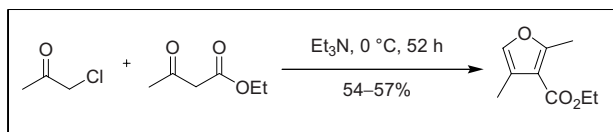


References

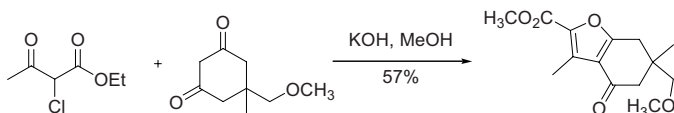
1. Cope, A. C.; Graham, E. S. *J. Am. Chem. Soc.* **1951**, *73*, 4702–4706.
2. Smissman, E. E.; Diebold, J. L. *J. Org. Chem.* **1965**, *30*, 4005–4007.
3. Sasaki, T.; Eguchi, S.; Toru, T. *J. Am. Chem. Soc.* **1969**, *91*, 3390–3391.
4. Baudry, D.; Begue, J. P.; Charpentier-Morize, M. *Tetrahedron Lett.* **1970**, 2147–2150.
5. Stevens, C. L.; Pillai, P. M.; Taylor, K. G. *J. Org. Chem.* **1974**, *39*, 3158–3161.
6. Harmata, M.; Wacharasindhu, S. *Org. Lett.* **2005**, *7*, 2563–2565.
7. Harmata, M.; Wacharasindhu, S. *J. Org. Chem.* **2005**, *70*, 725–728.
8. Filipski, K.J.; Pfefferkorn, J. A. *Favorskii rearrangement*. In *Name Reactions for Homologations-Part II*; Li, J. J., Corey, E. J., Eds.; Wiley & Sons: Hoboken, NJ, **2009**, pp 438–452. (Review).
9. Harmata, M.; Wacharasindhu, S. *Synthesis* **2007**, 2365–2369.

Feist–Bénary furan synthesis

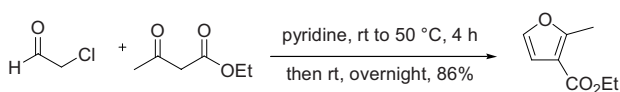
α -Haloketones react with β -ketoesters in the presence of base to fashion furans.



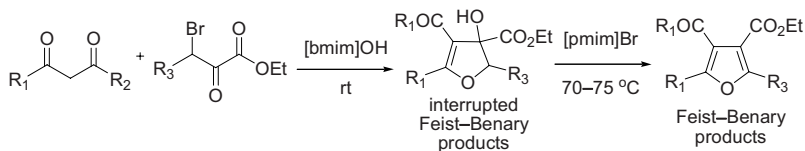
Example 1^{2,3}



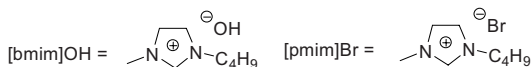
Example 2⁴



Example 3, Ionic liquid-promoted interrupted Feist–Bénary reaction¹⁰



$\text{R}_1 = \text{CH}_3, \text{Et, Ph, } n\text{-Pr, etc.}$
 $\text{R}_2 = \text{CH}_3, \text{OCH}_3, \text{PEt}$
 $\text{R}_3 = \text{H, } n\text{-Bu, CO}_2\text{Et}$



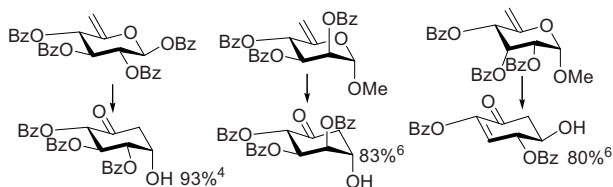
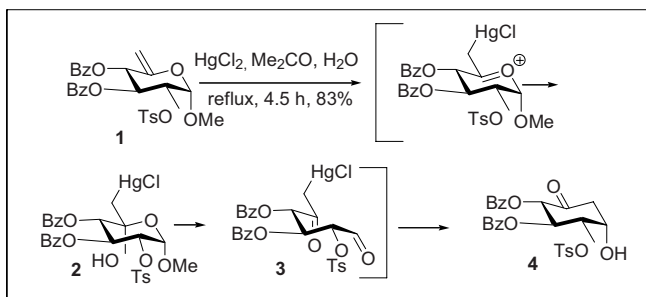
References

1. (a) Feist, F. *Ber.* **1902**, *35*, 1537–1544. (b) Bénary, E. *Ber.* **1911**, *44*, 489–492.
2. Gopalan, A.; Magnus, P. *J. Am. Chem. Soc.* **1980**, *102*, 1756–1757.
3. Gopalan, A.; Magnus, P. *J. Org. Chem.* **1984**, *49*, 2317–2321.
4. Padwa, A.; Gasdaska, J. R. *Tetrahedron* **1988**, *44*, 4147–4160.
5. Dean, F. M. *Recent Advances in Furan Chemistry. Part I*. In *Advances in Heterocyclic Chemistry*, Katritzky, A. R., Ed.; Academic Press: New York, **1982**; Vol. 30, 167–238. (Review).
6. Cambie, R. C.; Moratti, S. C.; Rutledge, P. S.; Woodgate, P. D. *Synth. Commun.* **1990**, *20*, 1923–1929.
7. Friedrichsen, W. *Furans and Their Benzo Derivatives: Synthesis*. In *Comprehensive Heterocyclic Chemistry II*; Katritzky, A. R., Rees, C. W., Scriven, E. F. V.; Bird, C. V. Eds.; Pergamon: New York, **1996**; Vol. 2, 351–393. (Review).
8. König, B. *Product Class 9: Furans*. In *Science of Synthesis: Houben–Weyl Methods of Molecular Transformations*; Maas, G., Ed.; Georg Thieme Verlag: New York, **2001**; Cat. 2, Vol. 9, 183–278. (Review).
9. Shea, K. M. *Feist–Bénary Furan Synthesis*. In *Name Reactions in Heterocyclic Chemistry*; Li, J. J., Corey, E. J., Eds.; Wiley & Sons: Hoboken, NJ, **2005**, pp 160–167. (Review).
10. Ranu, B. C.; Adak, L.; Banerjee, S. *Tetrahedron Lett.* **2008**, *49*, 4613–4617.

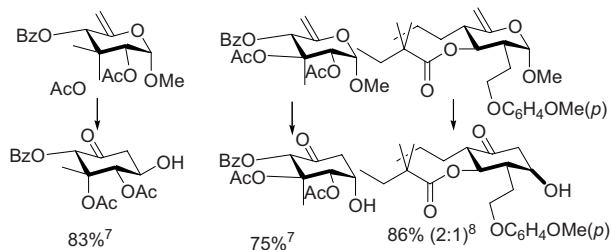
Ferrier carbocyclization

This process (also known as the “Ferrier II Reaction”) has proved to be of considerable value for the efficient, one-step conversion of 5,6-unsaturated hexopyranose derivatives into functionalized cyclohexanones useful for the preparation of such enantiomerically pure compounds as inositols and their amino, deoxy, unsaturated and selectively *O*-substituted derivatives, notably phosphate esters. In addition, the products of the carbocyclization have been incorporated into many complex compounds of interest in biological and medicinal chemistry.^{1,2}

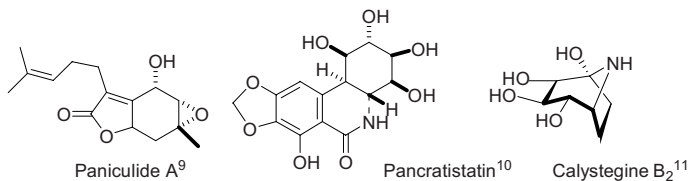
General examples:³



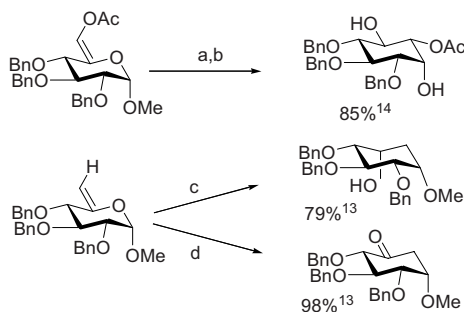
More complex products:



Complex bioactive compounds made following the application of the reaction:



Modified hex-5-enopyranosides and reactions



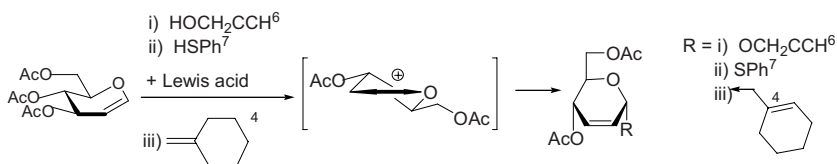
a, $\text{Hg}(\text{OCOCF}_3)_2$, Me_2CO , H_2O , 0°C ; b, $\text{NaBH}(\text{OAc})_3$, AcOH , MeCN , rt; c, $i\text{-Bu}_3\text{Al}$, PhMe , 40°C ; d, $\text{Ti}(\text{O}i\text{-Pr})\text{Cl}_3$, CH_2Cl_2 , -78°C , 15 min. (Note: The aglycon is retained in the Al- and Ti-induced reactions).

References

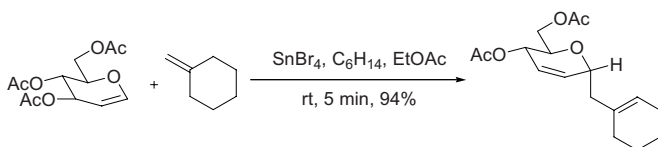
1. Ferrier, R. J.; Middleton, S. *Chem. Rev.* **1993**, *93*, 2779–2831. (Review).
2. Ferrier, R. J. *Top. Curr. Chem.* **2001**, *215*, 277–291 (Review).
3. Ferrier, R. J. *J. Chem. Soc., Perkin Trans. 1* **1979**, 1455–1458. The discovery (1977) was made in the Pharmacology Department, University of Edinburgh, while R. J. Ferrier was on leave from Victoria University of Wellington, New Zealand where he was Professor of Organic Chemistry. He is now a consultant with Industrial Research Ltd., Lower Hutt, New Zealand.
4. Blattner, R.; Ferrier, R. J.; Haines, S. R. *J. Chem. Soc., Perkin Trans. 1*, **1985**, 2413–2416.
5. Chida, N.; Ohtsuka, M.; Ogura, K.; Ogawa, S. *Bull. Chem. Soc. Jpn.* **1991**, *64*, 2118–2121.
6. Machado, A. S.; Olesker, A.; Lukacs, G. *Carbohydr. Res.* **1985**, *135*, 231–239.
7. Sato, K.-i.; Sakuma, S.; Nakamura, Y.; Yoshimura, J.; Hashimoto, H. *Chem. Lett.* **1991**, 17–20.
8. Ermolenko, M. S.; Olesker, A.; Lukacs, G. *Tetrahedron Lett.* **1994**, *35*, 711–714.
9. Amano, S.; Takemura, N.; Ohtsuka, M.; Ogawa, S.; Chida, N. *Tetrahedron* **1999**, *55*, 3855–3870.
10. Park, T. K.; Danishefsky, S. J. *Tetrahedron Lett.* **1995**, *36*, 195–196.
11. Boyer, F.-D.; Lallemand, J.-Y. *Tetrahedron* **1994**, *50*, 10443–10458.
12. Das, S. K.; Mallet, J.-M.; Sinaÿ, P. *Angew. Chem., Int. Ed.* **1997**, *36*, 493–496.
13. Sollogoub, M.; Mallet, J.-M.; Sinaÿ, P. *Tetrahedron Lett.* **1998**, *39*, 3471–3472.
14. Bender, S. L.; Budhu, R. J. *J. Am. Chem. Soc.* **1991**, *113*, 9883–9884.
15. Estevez, V. A.; Prestwich, E. D. *J. Am. Chem. Soc.* **1991**, *113*, 9885–9887.
16. Yadav, J. S.; Reddy, B. V. S.; Narasimha Chary, D.; Madavi, C.; Kunwar, A. C. *Tetrahedron Lett.* **2009**, *50*, 81–84.

Ferrier glycal allylic rearrangement

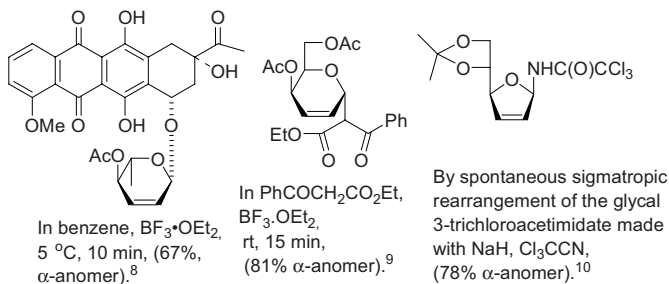
In the presence of Lewis acid catalysts *O*-substituted glycal derivatives can react with *O*-, *S*-, *C*- and, less frequently, *N*-, *P*- and halide nucleophiles to give 2,3-unsaturated glycosyl products.^{1,2} This allylic transformation has been termed the “Ferrier Reaction” or, to avoid complications, the “Ferrier I Reaction” or the “Ferrier Rearrangement”. However, the reaction was first noted by Emil Fischer when he heated tri-*O*-acetyl-*D*-glucal in water.³ When carbon nucleophiles are involved, the term “Carbon Ferrier Reaction” has been used,⁴ although the only contribution the Ferrier group made in this area was to find that tri-*O*-acetyl-*D*-glucal dimerizes under acid catalysis to give a *C*-glycosidic product.⁵ The general reaction is illustrated by the separate conversions of tri-*O*-acetyl-*D*-glucal with *O*-, *S*- and *C*-nucleophiles to the corresponding 2,3-unsaturated glycosyl derivatives. Normally, Lewis acids are used as catalysts, boron trifluoride etherate being the most common. Allyloxycarbenium ions are involved as intermediates, high yields of products are obtained, and glycosidic compounds with quasi-axial bonds (as illustrated) predominate (commonly in the α,β -ratio of about 7:1). The examples illustrated^{4,6,7} are typical of a very large number of literature reports.¹



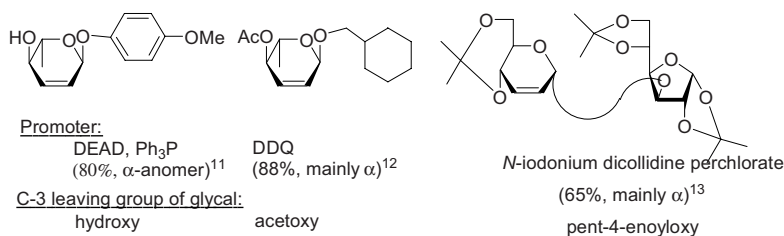
General examples⁴



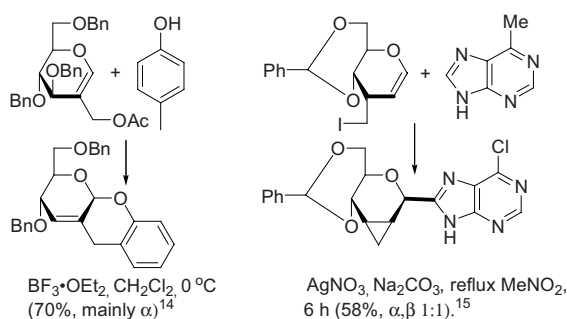
More complex products made directly from the corresponding glycals:



Products formed without acid catalysts



Modified glycals and their reactions:



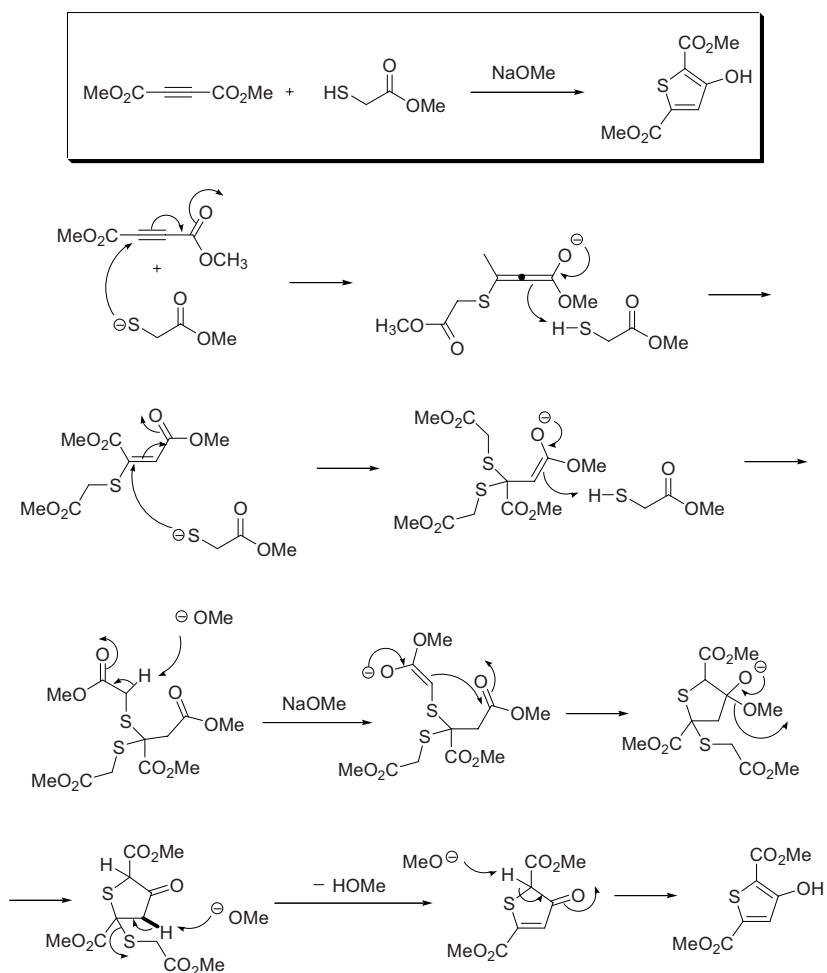
References

1. Ferrier, R. J.; Zubkov, O. A. Transformation of glycals into 2,3-unsaturated glycosyl derivatives, In *Org. React.* **2003**, *62*, 569–736. (Review). It was almost 50 years after Fischer's seminal finding that water took part in the reaction³ that Ann Ryan, working in George Overend's Department in Birkbeck College, University of London, found, by chance, that *p*-nitrophenol likewise participates.¹⁶ Robin Ferrier, her immediate supervisor, who suggested her experiment, then found that simple alcohols at high temperatures also take part,¹⁷ and with other students, notably Nagendra Prasad and George Sankey, he explored the reaction extensively. They did not apply it to make the very important *C*-glycosides.
2. Ferrier, R. J. *Top. Curr. Chem.* **2001**, *215*, 153–175. (Review).
3. Fischer, E. *Chem. Ber.* **1914**, *47*, 196–210.
4. Herscovici, J.; Muleka, K.; Boumaïza, L.; Antonakis, K. *J. Chem. Soc., Perkin Trans. I* **1990**, 1995–2009.
5. Ferrier, R. J.; Prasad, N. *J. Chem. Soc. (C)* **1969**, 581–586.
6. Moufid, N.; Chapleur, Y.; Mayon, P. *J. Chem. Soc., Perkin Trans. I* **1992**, 999–1007.
7. Whittman, M. D.; Halcomb, R. L.; Danishefsky, S. J.; Golik, J.; Vyas, D. *J. Org. Chem.* **1990**, *55*, 1979–1981.
8. Klaffke, W.; Pudlo, P.; Springer, D.; Thiem, J. *Ann.* **1991**, 509–512.
9. Yougai, S.; Miwa, T. *J. Chem. Soc., Chem. Commun.* **1983**, 68–69.
10. Armstrong, P. L.; Coull, I. C.; Hewson, A. T.; Slater, M. J. *Tetrahedron Lett.* **1995**, *36*, 4311–4314.

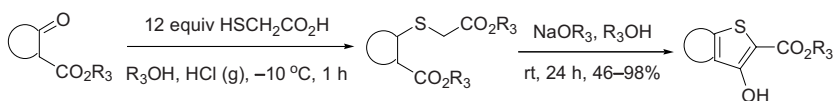
11. Sobti, A.; Sulikowski, G. A. *Tetrahedron Lett.* **1994**, *35*, 3661–3664.
12. Toshima, K.; Ishizuka, T.; Matsuo, G.; Nakata, M.; Kinoshita, M. *J. Chem. Soc., Chem. Commun.* **1993**, 704–705.
13. López, J. C.; Gómez, A. M.; Valverde, S.; Fraser-Reid, B. *J. Org. Chem.* **1995**, *60*, 3851–3858.
14. Booma, C.; Balasubramanian, K. K. *Tetrahedron Lett.* **1993**, *34*, 6757–6760.
15. Tam, S. Y.-K.; Fraser-Reid, B. *Can. J. Chem.* **1977**, *55*, 3996–4001.
16. Ferrier, R. J.; Overend, W. G.; Ryan, A. E. *J. Chem. Soc. (C)* **1962**, 3667–3670.
17. Ferrier, R. J. *J. Chem. Soc.* **1964**, 5443–5449.
18. De, K.; Legros, J.; Crousse, Be.; Bonnet-Delpon, D. *Tetrahedron* **2008**, *64*, 10497–10500.

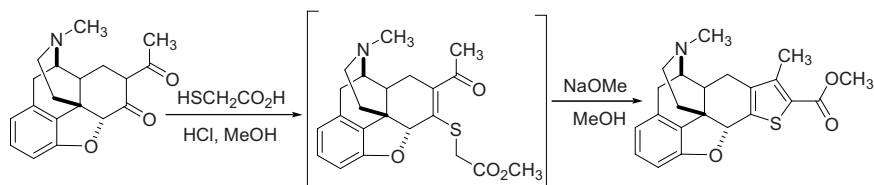
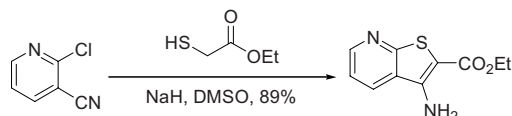
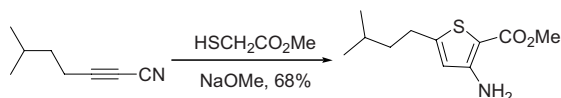
Fiesselmann thiophene synthesis

Condensation reaction of thioglycolic acid derivatives with α,β -acetylenic esters, which upon treatment with base result in the formation of 3-hydroxy-2-thiophenecarboxylic acid derivatives.



Example 1⁵



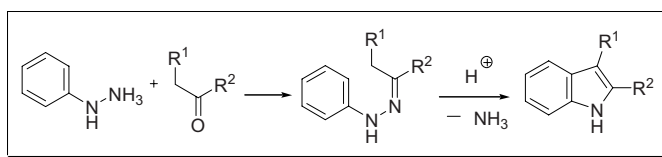
Example 2⁶Example 3⁷Example 4⁹

References

1. Fiesselmann, H.; Schipprak, P. *Ber.* **1954**, *87*, 835–841; Fiesselmann, H.; Schipprak, P.; Zeitler, L. *Ber.* **1954**, *87*, 841–848; Fiesselmann, H.; Pfeiffer, G. *Ber.* **1954**, *87*, 848; Fiesselmann, H.; Thoma, F. *Ber.* **1956**, *89*, 1907–1912; Fiesselmann, H.; Schipprak, P. *Ber.* **1956**, *89*, 1897–1902.
2. Gronowitz, S. In *Thiophene and Its Derivatives*, Part 1, Gronowitz, S., Ed.; Wiley & Sons: New York, **1985**, 88–125. (Review).
3. Nicolaou, K. C.; Skokotas, G.; Furuya, S.; Suemune, H.; Nicolaou, D. C. *Angew. Chem., Int. Ed.* **1990**, *29*, 1064–1068.
4. Mullican, M. D.; Sorenson, R. J.; Connor, D. T.; Thueson, D. O.; Kennedy, J. A.; Conroy, M. C. *J. Med. Chem.* **1991**, *34*, 2186–2194.
5. Donoso, R.; Jordan de Urries, P.; Lissavetzky, J. *Synthesis* **1992**, 526–528.
6. Ram, V. J.; Goel, A.; Shukla, P. K.; Kapil, A. *Bioorg. Med. Chem. Lett.* **1997**, *7*, 3101–3106.
7. Showalter, H. D. H.; Bridges, A. J.; Zhou, H.; Sercel, A. D.; McMichael, A.; Fry, D. *W. J. Med. Chem.* **1999**, *42*, 5464–5474.
8. Shkinoyova, T. K.; Dalinger, I. L.; Molotov, S. I.; Shevelev, S. A. *Tetrahedron Lett.* **2000**, *41*, 4973–4975.
9. Redman, A. M.; Johnson, J. S.; Dally, R.; Swartz, S.; Wild, H.; Paulsen, H.; Caringal, Y.; Gunn, D.; Renick, J.; Osterhout, M. *Bioorg. Med. Chem. Lett.* **2001**, *11*, 9–12.
10. Migianu, E.; Kirsch, G. *Synthesis*, **2002**, 1096.
11. Mullins, R. J.; Williams, D. R. *Fiesselmann Thiophene Synthesis*. In *Name Reactions in Heterocyclic Chemistry*; Li, J. J., Corey, E. J., Eds.; Wiley & Sons: Hoboken, NJ, **2005**, pp 184–192. (Review).

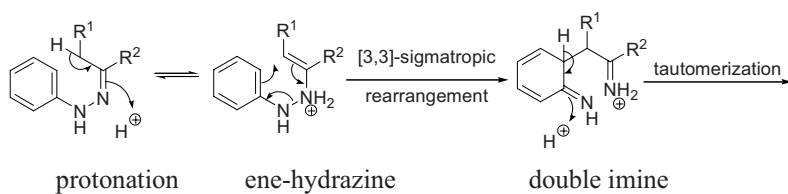
Fischer indole synthesis

Cyclization of arylhydrazones to indoles.



phenylhydrazine

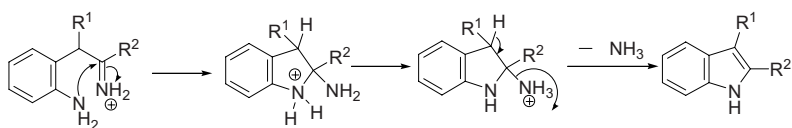
phenylhydrazone



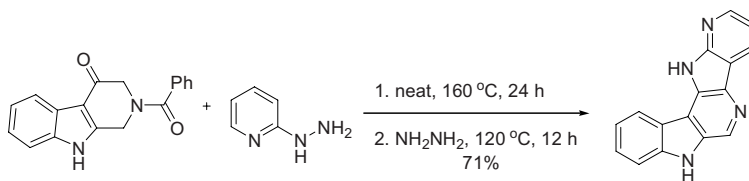
protonation

ene-hydrazine

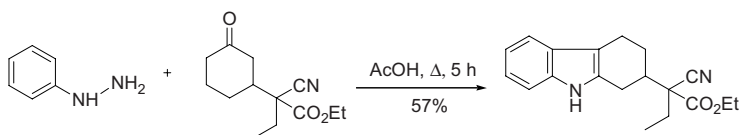
double imine



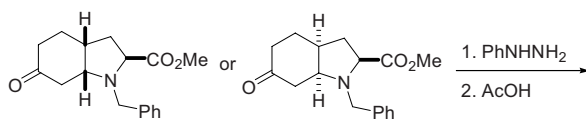
Example 1³

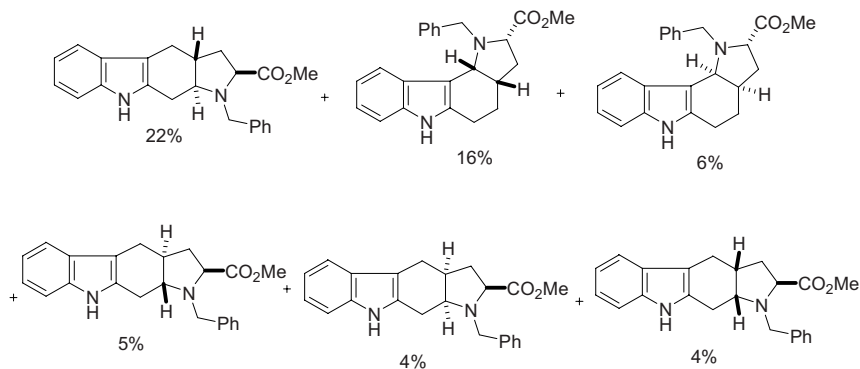


Example 2¹³



Example 4 (Severe racemization)⁹



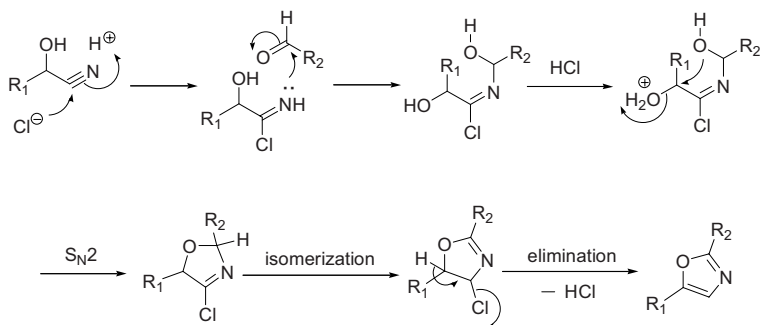


References

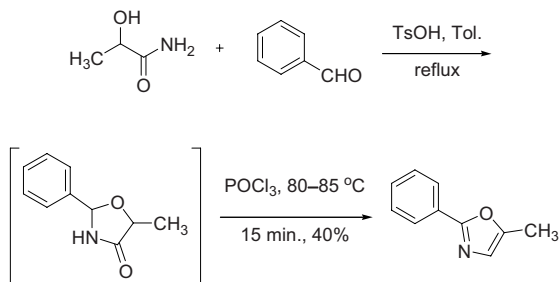
- (a) Fischer, E.; Jourdan, F. *Ber.* **1883**, *16*, 2241–2245. H. Emil Fischer (1852–1919) is arguably the greatest organic chemist ever. He was born in Euskirchen, near Bonn, Germany. When he was a boy, his father, Lorenz, said about him: “The boy is too stupid to go in to business; so in God’s name, let him study.” Fischer studied at Bonn and then Strassburg under Adolf von Baeyer. Fischer won the Nobel Prize in Chemistry in 1902 (three years ahead of his master, von Baeyer) for his synthetic studies in the area of sugar and purine groups. (b) Fischer, E.; Hess, O. *Ber.* **1884**, *17*, 559.
- Robinson, B. *The Fischer Indole Synthesis*, John Wiley & Sons: New York, NY, **1982**. (Book).
- Martin, M. J.; Trudell, M. L.; Arauzo, H. D.; Allen, M. S.; LaLoggia, A. J.; Deng, L.; Schultz, C. A.; Tan, Y.; Bi, Y.; Narayanan, K.; Dorn, L. J.; Koehler, K. F.; Skolnick, P.; Cook, J. M. *J. Med. Chem.* **1992**, *35*, 4105–4117.
- Hughes, D. L. *Org. Prep. Proc. Int.* **1993**, *25*, 607–632. (Review).
- Bosch, J.; Roca, T.; Armengol, M.; Fernández-Fornier, D. *Tetrahedron* **2001**, *57*, 1041–1048.
- Ergün, Y.; Patir, S.; Okay, G. *J. Heterocycl. Chem.* **2002**, *39*, 315–317.
- Pete, B.; Parlagh, G. *Tetrahedron Lett.* **2003**, *44*, 2537–2539.
- Li, J.; Cook, J. M. *Fischer Indole Synthesis*. In *Name Reactions in Heterocyclic Chemistry*; Li, J. J., Corey, E. J., Eds.; Wiley & Sons: Hoboken, NJ, **2005**, pp 116–127. (Review).
- Borregán, M.; Bradshaw, B.; Valls, N.; Bonjoch, J. *Tetrahedron: Asymmetry* **2008**, *19*, 2130–2134.
- Donald, J. R.; Taylor, R. J. K. *Synlett* **2009**, 59–62.

Fischer oxazole synthesis

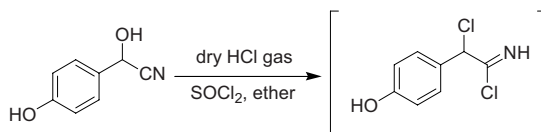
Oxazoles from the condensation of equimolar amounts of aldehyde cyanohydrins and aromatic aldehydes in dry ether in the presence of dry hydrochloric acid.

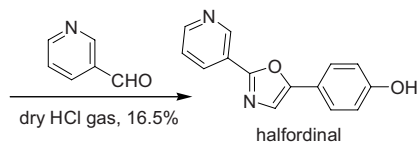


Example 1⁴



Example 2⁸



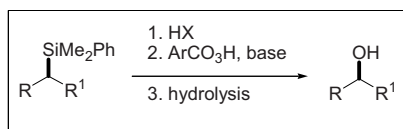


References

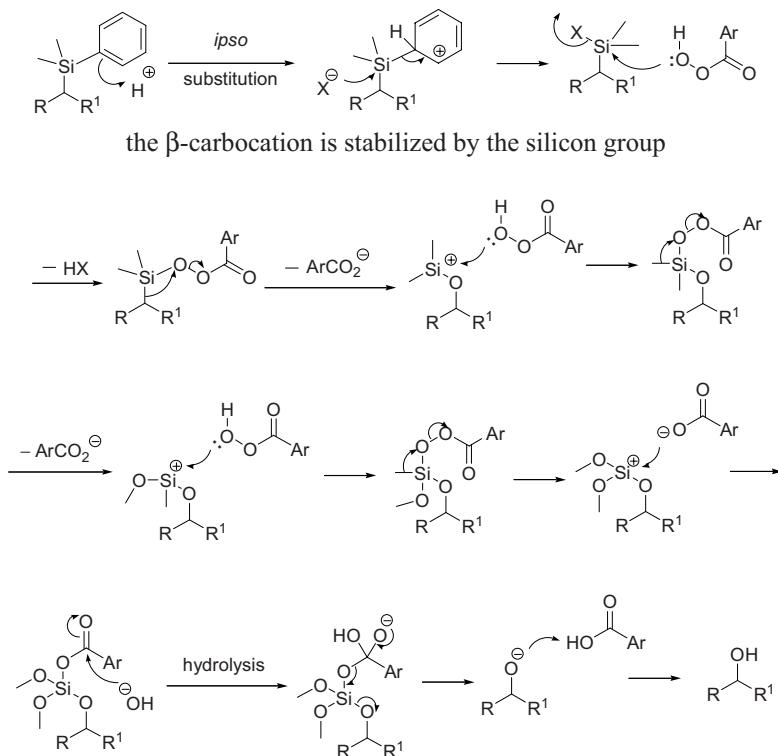
1. Fischer, E. *Ber.* **1896**, *29*, 205.
2. Ladenburg, K.; Folkers, K.; Major, R. T. *J. Am. Chem. Soc.* **1936**, *58*, 1292–1294.
3. Wiley, R. H. *Chem. Rev.* **1945**, *37*, 401–442. (Review).
4. Cornforth, J. W.; Cornforth, R. H. *J. Chem. Soc.* **1949**, 1028–1030.
5. Cornforth, J. W. In *Heterocyclic Compounds 5*; Elderfield, R. C. Ed.; Wiley & Sons: New York, **1957**, *5*, 309–312. (Review).
6. Crow, W. D.; Hodgkin, J. H. *Tetrahedron Lett.* **1963**, *2*, 85–89.
7. Brossi, A.; Wenis, E. *J. Heterocycl. Chem.* **1965**, *2*, 310–312.
8. Onaka, T. *Tetrahedron Lett.* **1971**, 4393–4394.
9. Brooks, D. A. *Fisher Oxazole Synthesis*. In *Name Reactions in Heterocyclic Chemistry*; Li, J. J., Corey, E. J., Eds.; Wiley & Sons: Hoboken, NJ, **2005**, pp 234–236. (Review).

Fleming–Kumada oxidation

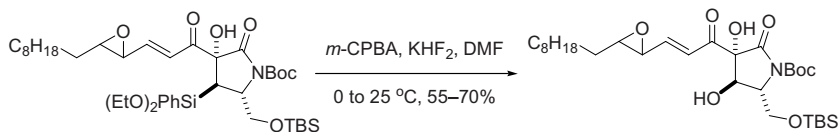
Stereoselective oxidation of alkyl-silanes into the corresponding alkyl-alcohols using peracids.

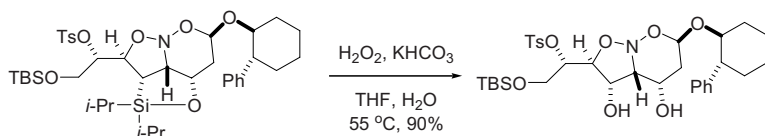
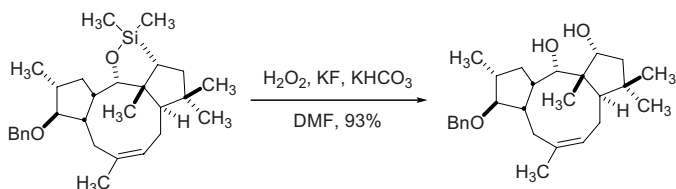
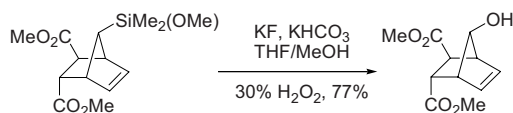


retention of configuration



Example 1⁴



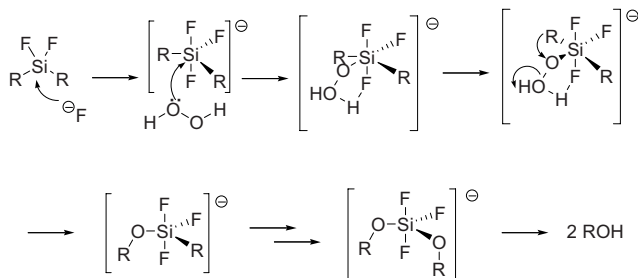
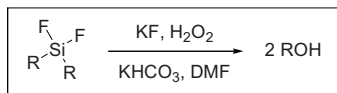
Example 2⁵Example 3⁸Example 4⁹

References

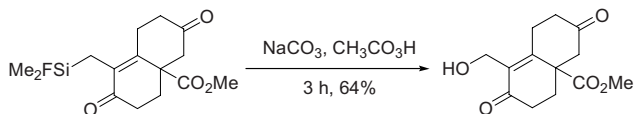
- (a) Fleming, I.; Henning, R.; Plaut, H. *J. Chem. Soc., Chem. Commun.* **1984**, 29–31. (b) Fleming, I.; Sanderson, P. E. *J. Tetrahedron Lett.* **1987**, 28, 4229–4232. (c) Fleming, I.; Dunoguès, J.; Smithers, R. *Org. React.* **1989**, 37, 57–576. (Review).
- Hunt, J. A.; Roush, W. R. *J. Org. Chem.* **1997**, 62, 1112–1124.
- Knölker, H.-J.; Jones, P. G.; Wanzl, G. *Synlett* **1997**, 613–616.
- Barrett, A. G. M.; Head, J.; Smith, M. L.; Stock, N. S.; White, A. J. P.; Williams, D. J. *J. Org. Chem.* **1999**, 64, 6005–6018.
- Denmark, S.; Cottell, J. *J. Org. Chem.* **2001**, 66, 4276–4284.
- Lee, T. W.; Corey, E. J. *Org. Lett.* **2001**, 3, 3337–3339.
- Jung, M. E.; Piizzi, G. *J. Org. Chem.* **2003**, 68, 2572–2582.
- Paquette, L. A.; Yang, J.; Long, Y. O. *J. Am. Chem. Soc.* **2003**, 125, 1567–1574.
- Clive, D. L. J.; Cheng, H.; Gangopadhyay, P.; Huang, X.; Prabhudas, B. *Tetrahedron* **2004**, 60, 4205–4221.
- Mullins, R. J.; Jolley, S. L.; and Knapp, A. R. *Tamao–Kumada–Fleming Oxidation*. In *Name Reactions for Functional Group Transformations*; Li, J. J., Corey, E. J., eds.; John Wiley & Sons: Hoboken, NJ, **2007**, pp 237–247. (Review).

Tamao–Kumada oxidation

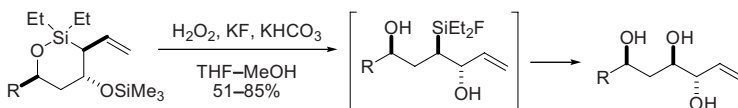
Oxidation of alkyl fluorosilanes to the corresponding alcohols. A variant of the Fleming–Kumada oxidation.



Example 1³



Example 2⁴



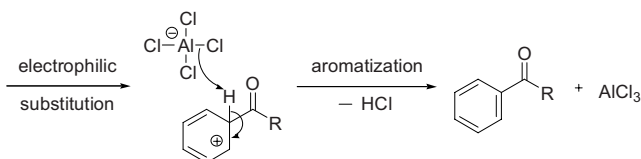
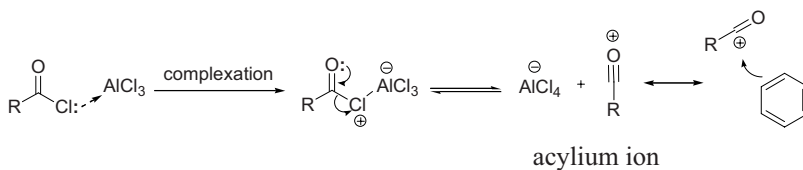
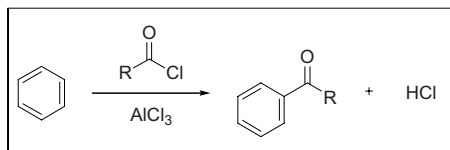
References

1. Tamao, K.; Ishida, N.; Kumada, M. *J. Org. Chem.* **1983**, *48*, 2120–2122.
2. Fleming, I.; Dunoguès, J.; Smithers, R. *Org. React.* **1989**, *37*, 57–576. (Review).
3. Kim, S.; Emeric, G.; Fuchs, P. L. *J. Org. Chem.* **1992**, *57*, 7362–7364.
4. Mullins, R. J.; Jolley, S. L.; Knapp, A. R. *Tamao–Kumada–Fleming Oxidation*. In *Name Reactions for Functional Group Transformations*; Li, J. J., Corey, E. J., eds.; John Wiley & Sons: Hoboken, NJ, **2007**, pp 237–247. (Review).
5. Beignet, J.; Jervis, P. J.; Cox, L. R. *J. Org. Chem.* **2008**, *73*, 5462–5475.
6. Cardona, F.; Parmeggiani, C.; Faggi, E.; Bonaccini, C.; Gratteri, P.; Sim, L.; Gloster, T. M.; Roberts, S.; Davies, G. J.; Rose, D. R.; Goti, A. *Chem. Eur. J.* **2009**, *15*, 1627–1636.

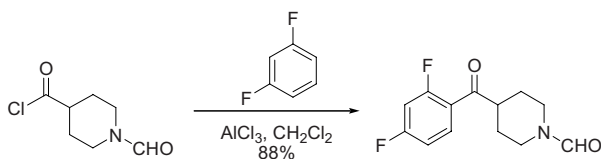
Friedel–Crafts reaction

Friedel–Crafts acylation reaction

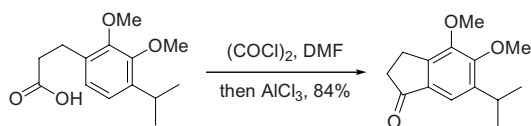
Introduction of an acyl group onto an aromatic substrate by treating the substrate with an acyl halide or anhydride in the presence of a Lewis acid.



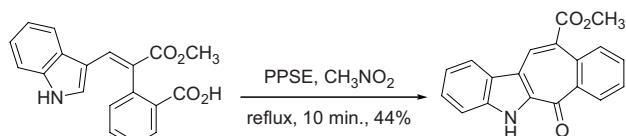
Example 1, Intermolecular Friedel–Crafts acylation⁶



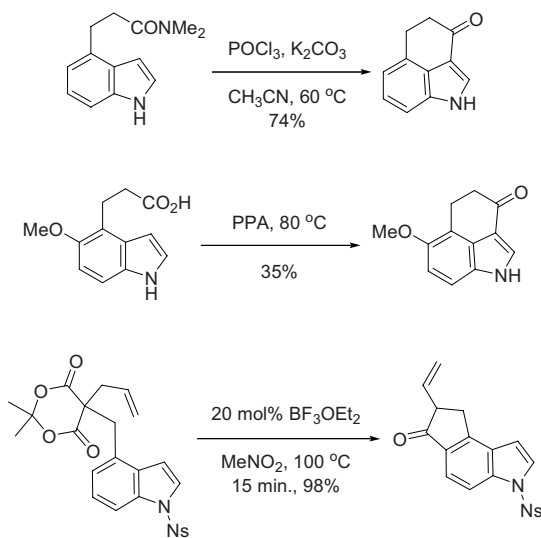
Example 2, Intramolecular Friedel–Crafts acylation⁷



Example 3, Intramolecular Friedel–Crafts acylation⁸



Example 4, Intramolecular Friedel–Crafts acylation⁹



References

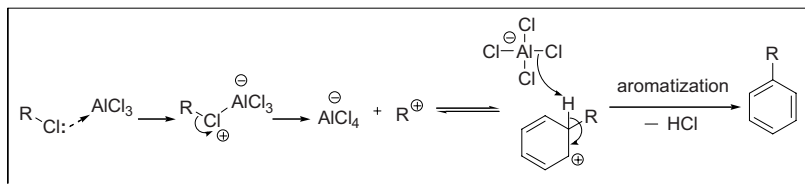
1. Friedel, C.; Crafts, J. M. *Compt. Rend.* **1877**, *84*, 1392–1395. Charles Friedel (1832–1899) was born in Strasbourg, France. He earned his Ph.D. in 1869 under Wurtz at Sorbonne and became a professor and later chair (1884) of organic chemistry at Sorbonne. Friedel was one of the founders of the French Chemical Society and served as its president for four terms. James Mason Crafts (1839–1917) was born in Boston, Massachusetts. He studied under Bunsen and Wurtz in his youth and became a professor at Cornell and MIT. From 1874 to 1891, Crafts collaborated with Friedel at École de Mines in Paris, where they discovered the Friedel–Crafts reaction. He returned to MIT in 1892 and later served as its president. The discovery of the Friedel–Crafts reaction was the fruit of serendipity and keen observation. In 1877, both Friedel and Crafts were working in Charles A. Wurtz's laboratory. In order to prepare amyl iodide, they treated amyl chloride with aluminum and iodide using benzene as the solvent. Instead of amyl iodide, they ended up with amylbenzene! Unlike others before them who may have simply discarded the reaction, they thoroughly investigated

the Lewis acid-catalyzed alkylations and acylations and published more than 50 papers and patents on the Friedel–Crafts reaction, which has become one of the most useful organic reactions.

- Pearson, D. E.; Buehler, C. A. *Synthesis* **1972**, 533–542. (Review).
- Hermecz, I.; Mészáros, Z. *Adv. Heterocyclic Chem.* **1983**, 33, 241–330. (Review).
- Metivier, P. *Friedel–Crafts Acylation*. In *Friedel–Crafts Reaction* Sheldon, R. A.; Bekkum, H., eds.; Wiley-VCH: New York. **2001**, pp 161–172. (Review).
- Basappa; Mantelingu, K.; Sadashira, M. P.; Rangappa, K. S. *Indian J. Chem. B.* **2004**, 43B, 1954–1957.
- Olah, G. A.; Reddy, V. P.; Prakash, G. K. S. *Chem. Rev.* **2006**, 106, 1077–1104. (Review).
- Simmons, E.M.; Sarpong, R. *Org. Lett.* **2006**, 8, 2883–2886.
- Bourderioux, A.; Routier, S.; Beneteau, V.; Merour, J.-Y. *Tetrahedron* **2007**, 63, 9465–9475.
- Fillion, E.; Dumas, A. M. *J. Org. Chem.* **2008**, 73, 2920–2923.
- de Noronha, R. G.; Fernandes, A. C.; Romao, C. C. *Tetrahedron Lett.* **2009**, 50, 1407–1410.

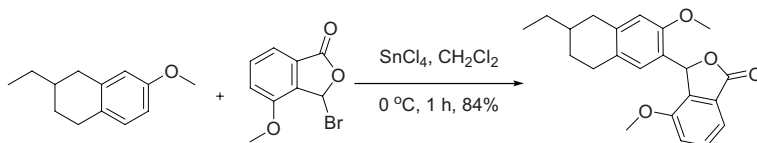
Friedel–Crafts alkylation reaction

Introduction of an alkyl group onto an aromatic substrate by treating the substrate with an alkylating agent such as alkyl halide, alkene, alkyne and alcohol in the presence of a Lewis acid.

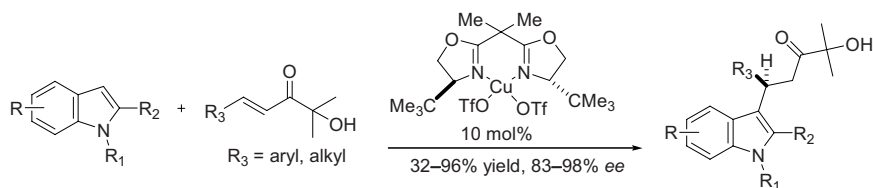


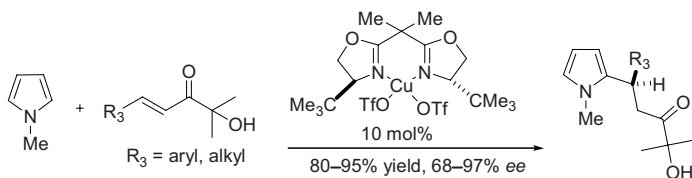
alkyl cation

Example 1¹

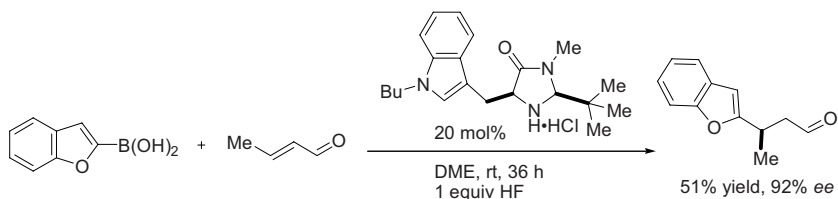


Example 2⁴





Example 3⁵

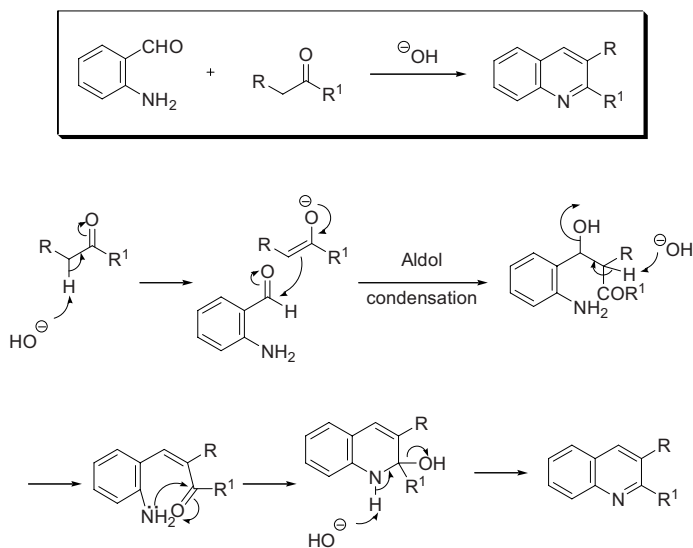


References

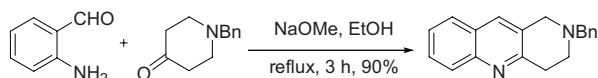
1. Patil, M. L.; Borate, H. B.; Ponde, D. E.; Bhawal, B. M.; Deshpande, V. H. *Tetrahedron Lett.* **1999**, *40*, 4437–4438.
2. Meima, G. R.; Lee, G. S.; Garces, J. M. *Friedel-Crafts Alkylation*. In *Friedel-Crafts Reaction* Sheldon, R. A.; Bekkum, H., eds.; Wiley-VCH: New York. **2001**, pp 550–556. (Review).
3. Bandini, M.; Melloni, A.; Umani-Ronchi, A. *Angew. Chem., Int. Ed.* **2004**, *43*, 550–556. (Review).
4. Palomo, C.; Oiarbide, M.; Kardak, B. G.; Garcia, J. M.; Linden, A. *J. Am. Chem. Soc.* **2005**, *127*, 4154–4155.
5. Lee, S.; MacMillan, D. W. C. *J. Am. Chem. Soc.* **2007**, *129*, 15438–15439.
6. Poulsen, T. B.; Jorgensen, K. A. *Chem. Rev.* **2008**, *108*, 2903–2915. (Review).
7. Silvanus, A. C.; Heffernan, S. J.; Liptrot, D. J.; Kociok-Kohn, G.; Andrews, B. I.; Carbery, D. R. *Org. Lett.* **2009**, *11*, 1175–1178.

Friedländer quinoline synthesis

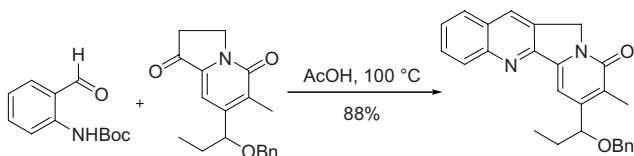
The Friedländer quinoline synthesis combines an α -amino aldehyde or ketone with another aldehyde or ketone with at least one methylene α adjacent to the carbonyl to furnish a substituted quinoline. The reaction can be promoted by acid, base, or heat.

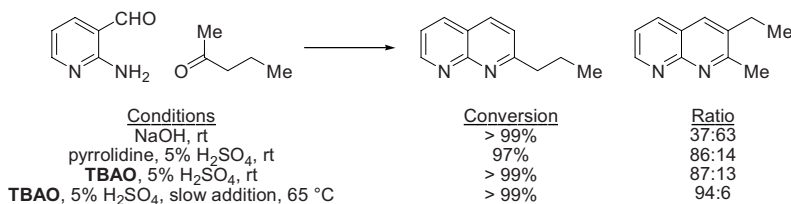


Example 1⁵

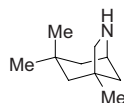
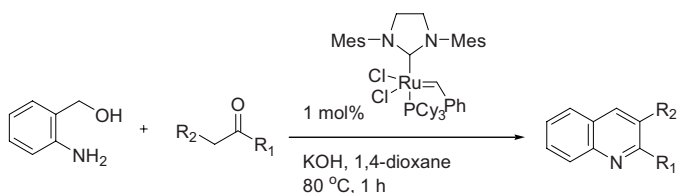


Example 2⁷



Example 3⁸

TBAO = 1,3,3-trimethyl-6-azabicyclo[3.2.1]octane

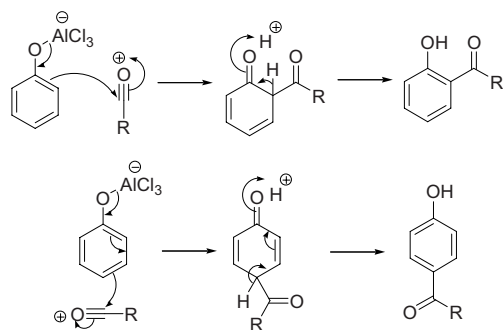
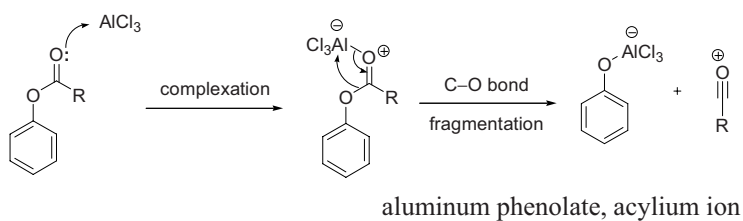
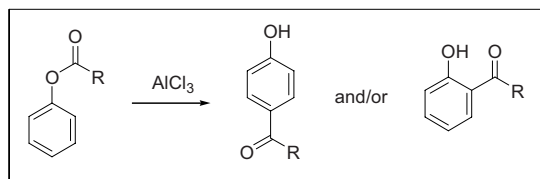
Example 4¹⁰

References

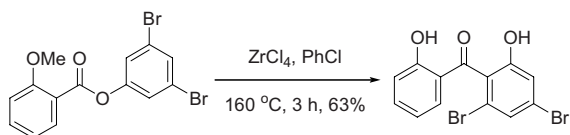
- Friedländer, P. *Ber.* **1882**, *15*, 2572–2575. Paul Friedländer (1857–1923), born in Königsberg, Prussia, apprenticed under Carl Graebe and Adolf von Baeyer. He was interested in music and was an accomplished pianist.
- Elderfield, R. C. In *Heterocyclic Compounds*, Elderfield, R. C., ed.; Wiley & Sons.: New York, **1952**, *4*, Quinoline, Isoquinoline and Their Benzo Derivatives, 45–47. (Review).
- Jones, G. In *Heterocyclic Compounds*, Quinolines, vol. 32, **1977**; Wiley & Sons: New York, pp 181–191. (Review).
- Cheng, C.-C.; Yan, S.-J. *Org. React.* **1982**, *28*, 37–201. (Review).
- Shiozawa, A.; Ichikawa, Y.-I.; Komuro, C.; Kurashige, S.; Miyazaki, H.; Yamanaka, H.; Sakamoto, T. *Chem. Pharm. Bull.* **1984**, *32*, 2522–2529.
- Gladiali, S.; Chelucci, G.; Mudadu, M. S.; Gastaut, M.-A.; Thummel, R. P. *J. Org. Chem.* **2001**, *66*, 400–405.
- Henegar, K. E.; Baughman, T. A. *J. Heterocycl. Chem.* **2003**, *40*, 601–605.
- Dormer, P. G.; Eng, K. K.; Farr, R. N.; Humphrey, G. R.; McWilliams, J. C.; Reider, P. J.; Sager, J. W.; and Volante, R. P. *J. Org. Chem.* **2003**, *68*, 467–477.
- Pflum, D. A. *Friedländer Quinoline Synthesis*. In *Name Reactions in Heterocyclic Chemistry*; Li, J. J., Corey, E. J., Eds.; Wiley & Sons: Hoboken, NJ, **2005**, 411–415. (Review).
- Vander Mierde, H.; Van Der Voot, P.; De Vos, D.; Verpoort, F. *Eur. J. Org. Chem.* **2008**, 1625–1631.

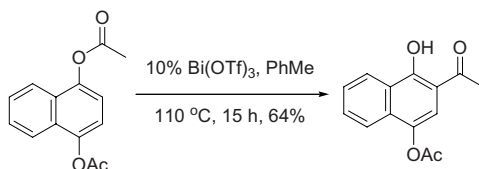
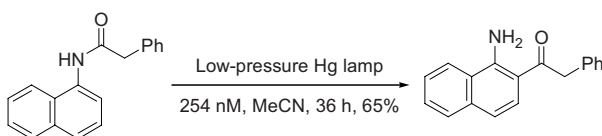
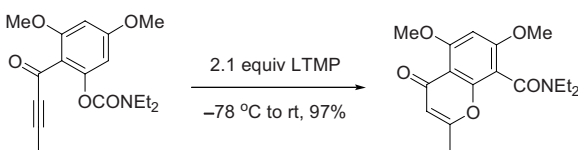
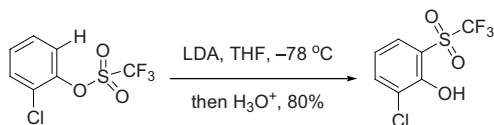
Fries rearrangement

Lewis acid-catalyzed rearrangement of phenol esters and lactams to 2- or 4-ketophenols. Also known as the Fries–Finck rearrangement.



Example 1⁵



Example 2⁶Example 3, Photo-Fries rearrangement⁷Example 4, *ortho*-Fries rearrangement⁸Example 5, Thia-Fries rearrangement⁹

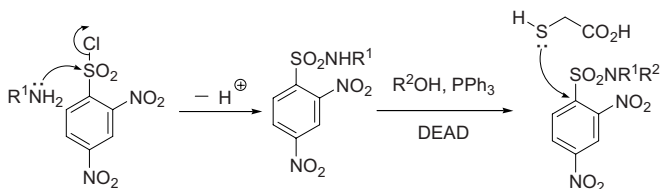
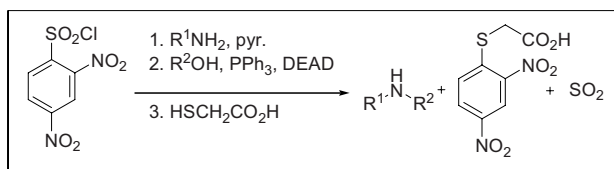
References

1. Fries, K.; Finck, G. *Ber.* **1908**, *41*, 4271–4284. Karl Theophil Fries (1875–1962) was born in Kiedrich near Wiesbaden on the Rhine. He earned his doctorate under Theodor Zincke. Although G. Finck co-discovered the rearrangement of phenolic esters, somehow his name has been forgotten by history. In all fairness, the Fries rearrangement should really be the Fries–Finck rearrangement.
2. Martin, R. *Org. Prep. Proced. Int.* **1992**, *24*, 369–435. (Review).
3. Boyer, J. L.; Krum, J. E.; Myers, M. C.; Fazal, A. N.; Wigal, C. T. *J. Org. Chem.* **2000**, *65*, 4712–4714.
4. Guisnet, M.; Perot, G. *The Fries rearrangement*. In *Fine Chemicals through Heterogeneous Catalysis* **2001**, 211–216. (Review).
5. Tisserand, S.; Baati, R.; Nicolas, M.; Mioskowski, C. *J. Org. Chem.* **2004**, *69*, 8982–8983.
6. Ollevier, T.; Desyroy, V.; Asim, M.; Brochu, M.-C. *Synlett* **2004**, 2794–2796.

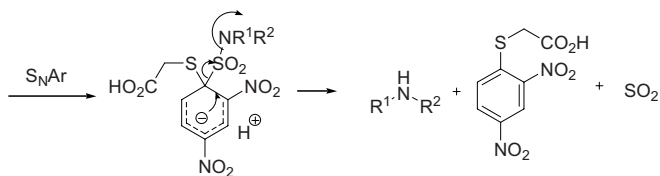
7. Ferrini, Serena; Ponticelli, Fabio; Taddei, Maurizio. *Org. Lett.* **2007**, *9*, 69–72.
8. Macklin, T. K.; Panteleev, J.; Snieckus, V. *Angew. Chem., Int. Ed.* **2008**, *47*, 2097–2101.
9. Dyke, A. M.; Gill, D. M.; Harvey, J. N.; Hester, A. J.; Lloyd-Jones, G.C.; Munoz, M. P.; Shepperson, I. R. *Angew. Chem., Int. Ed.* **2008**, *47*, 5067–5070.

Fukuyama amine synthesis

Transformation of a primary amine to a secondary amine using 2,4-dinitrobenzenesulfonyl chloride and an alcohol. Also known as the Fukuyama–Mitsunobu procedure.

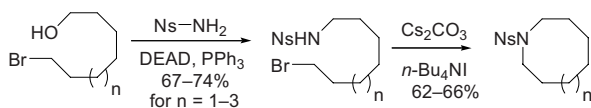


See page 365 for mechanism of the Mitsunobu reaction.

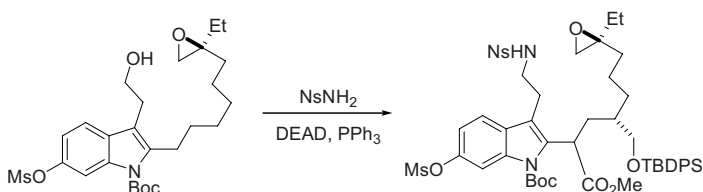


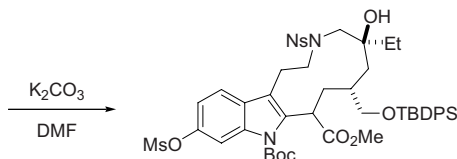
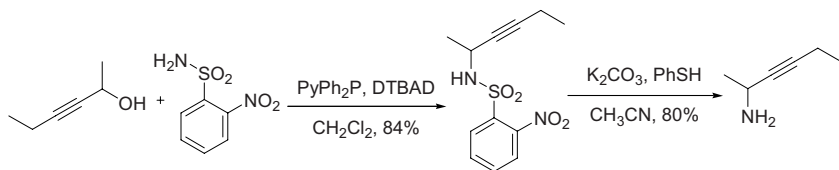
Meisenheimer complex

Example 1⁶



Example 2⁷



Example 3⁸

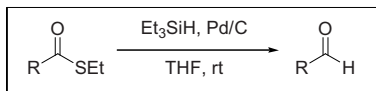
PyPh₂P = diphenyl 2-pyridylphosphine; DTBAD = di-*tert*-butylazodicarbonate

References

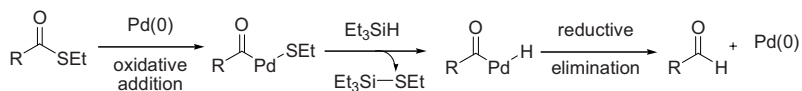
1. (a) Fukuyama, T.; Jow, C.-K.; Cheung, M. *Tetrahedron Lett.* **1995**, *36*, 6373–6374. Tohru Fukuyama moved to the University of Tokyo from Rice University in 1995. (b) Fukuyama, T.; Cheung, M.; Jow, C.-K.; Hidai, Y.; Kan, T. *Tetrahedron Lett.* **1997**, *38*, 5831–5834.
2. Piscopio, A. D.; Miller, J. F.; Koch, K. *Tetrahedron Lett.* **1998**, *39*, 2667–2670.
3. Bolton, G. L.; Hodges, J. C. *J. Comb. Chem.* **1999**, *1*, 130–133.
4. Lin, X.; Dorr, H.; Nuss, J. M. *Tetrahedron Lett.* **2000**, *41*, 3309–3313.
5. Olsen, C. A.; Jørgensen, M. R.; Witt, M.; Mellor, I. R.; Usherwood, P. N. R.; Jaroszewski, J. W.; Franzyk, H. *Eur. J. Org. Chem.* **2003**, 3288–3299.
6. Kan, T.; Fujiwara, A.; Kobayashi, H.; Fukuyama, T. *Tetrahedron* **2002**, *58*, 6267–6276.
7. Yokoshima, S.; Ueda, T.; Kobayashi, S.; Sato, A.; Kuboyama, T.; Tokuyama, H.; Fukuyama, T. *Pure Appl. Chem.* **2003**, *75*, 29–38.
8. Guisado, C.; Waterhouse, J. E.; Price, W. S.; Jørgensen, M. R.; Miller, A. D. *Org. Biomol. Chem.* **2005**, *3*, 1049–1057.
9. Olsen, C. A.; Witt, M.; Hansen, S. H.; Jaroszewski, J. W.; Franzyk, H. *Tetrahedron* **2005**, *61*, 6046–6055.
10. Janey, J. M. *Fukuyama amine synthesis*. In *Name Reactions for Functional Group Transformations*; Li, J. J., Corey, E. J., eds.; John Wiley & Sons: Hoboken, NJ, **2007**, pp 424–437. (Review).

Fukuyama reduction

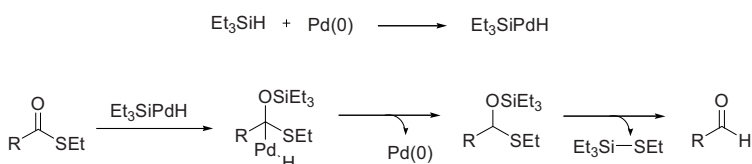
Aldehyde synthesis through reduction of thiol esters with Et_3SiH in the presence of Pd/C catalyst.



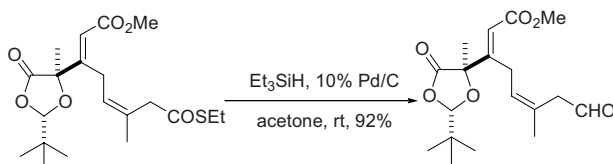
Path A:



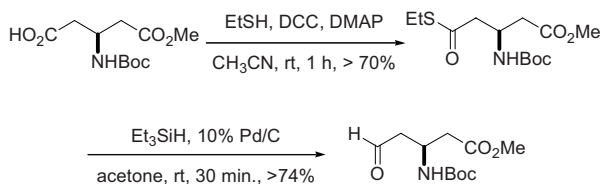
Path B:



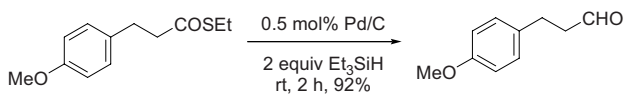
Example 1¹



Example 2³



Example 3⁸

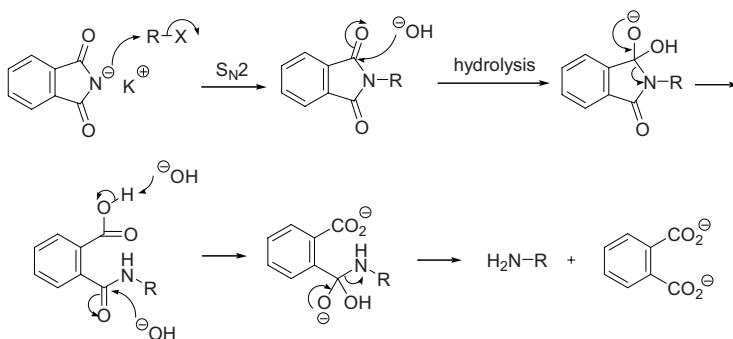
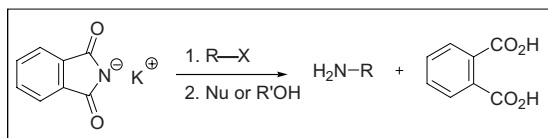


References

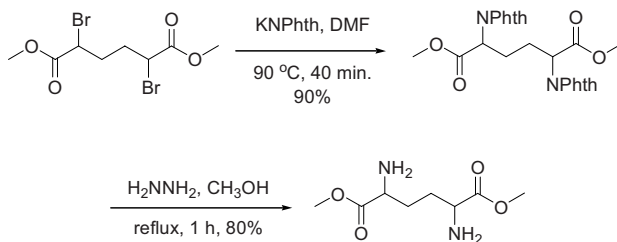
1. Fukuyama, T.; Lin, S.-C.; Li, L. *J. Am. Chem. Soc.* **1990**, *112*, 7050–7051.
2. Kanda, Y.; Fukuyama, T. *J. Am. Chem. Soc.* **1993**, *115*, 8451–8452.
3. Fujiwara, A.; Kan, T.; Fukuyama, T. *Synlett* **2000**, 1667–1673.
4. Tokuyama, H.; Yokoshima, S.; Lin, S.-C.; Li, L.; Fukuyama, T. *Synthesis* **2002**, 1121–1123.
5. Evans, D. A.; Rajapakse, H. A.; Stenkamp, D. *Angew. Chem., Int. Ed.* **2002**, *41*, 4569–4573.
6. Shimada, K.; Kaburagi, Y.; Fukuyama, T. *J. Am. Chem. Soc.* **2003**, *125*, 4048–4049.
7. Kimura, M.; Seki, M. *Tetrahedron Lett.* **2004**, *45*, 3219–3223. (Possible mechanisms were proposed in this paper).
8. Miyazaki, T.; Han-ya, Y.; Tokuyama, H.; Fukuyama, T. *Synlett* **2004**, 477–480.

Gabriel synthesis

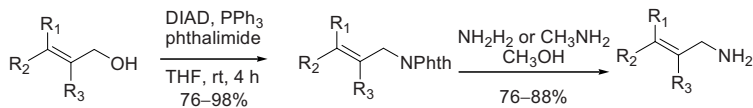
Synthesis of primary amines using potassium phthalimide and alkyl halides.

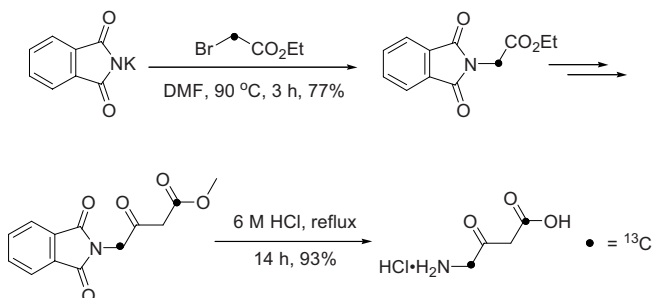
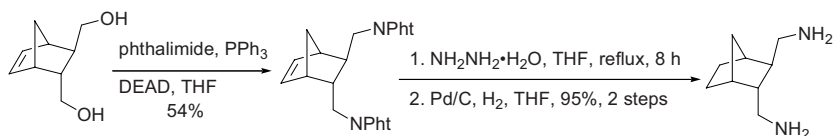


Example 1²



Example 2⁶



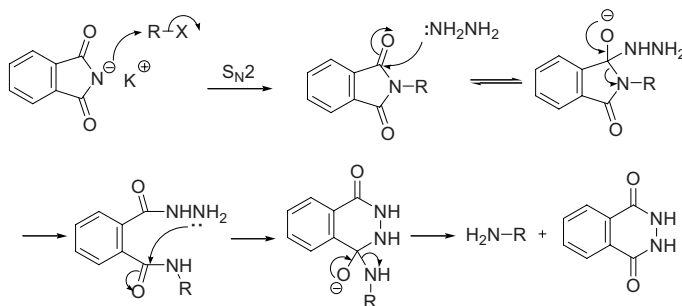
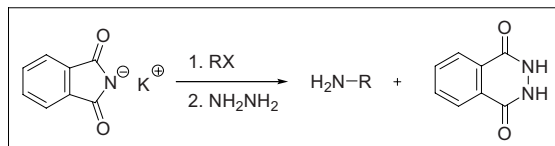
Example 3⁸Example 4⁹

References

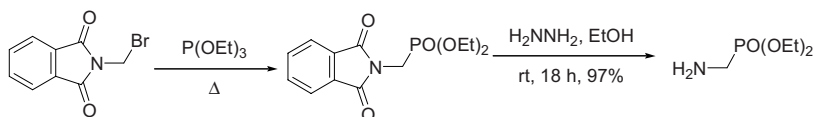
1. Gabriel, S. *Ber.* **1887**, *20*, 2224–2226. Sigmund Gabriel (1851–1924), born in Berlin, Germany, studied under Hofmann at Berlin and Bunsen in Heidelberg. He taught at Berlin, where he discovered the Gabriel synthesis of amines. Gabriel, a good friend of Emil Fischer, often substituted for Fischer in his lectures.
2. Sheehan, J. C.; Bolhofer, V. A. *J. Am. Chem. Soc.* **1950**, *72*, 2786–2788.
3. Han, Y.; Hu, H. *Synthesis* **1990**, 122–124.
4. Ragnarsson, U.; Grehn, L. *Acc. Chem. Res.* **1991**, *24*, 285–289. (Review).
5. Toda, F.; Soda, S.; Goldberg, I. *J. Chem. Soc., Perkin Trans. 1* **1993**, 2357–2361.
6. Sen, S. E.; Roach, S. L. *Synthesis*, **1995**, 756–758.
7. Khan, M. N. *J. Org. Chem.* **1996**, *61*, 8063–8068.
8. Iida, K.; Tokiwa, S.; Ishii, T.; Kajiwara, M. *J. Labelled. Compd. Radiopharm.* **2002**, *45*, 569–570.
9. Tanyeli, C.; Özcubukçu, S. *Tetrahedron Asymmetry* **2003**, *14*, 1167–1170.
10. Ahmad, N. M. *Gabriel synthesis*. In *Name Reactions for Functional Group Transformations*; Li, J. J., Corey, E. J., Eds.; John Wiley & Sons: Hoboken, NJ, **2007**, pp 438–450. (Review).
11. Al-Mousawi, S. M.; El-Asasery, M. A.; Al-Kanderi, N. H. *ARKIVOC* **2008**, (16), 268–278.

Ing–Manske procedure

A variant of Gabriel amine synthesis where hydrazine is used to release the amine from the corresponding phthalimide:



Example 1⁶

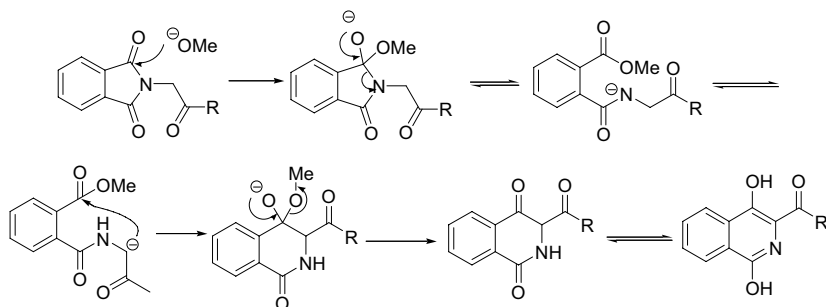
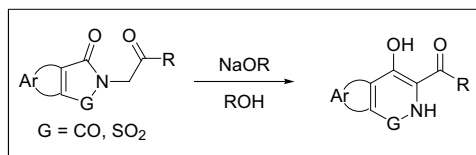


References

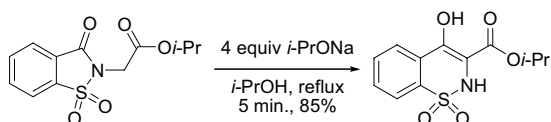
1. Ing, H. R.; Manske, R. H. F. *J. Chem. Soc.* **1926**, 2348–2351. H. R. Ing was a professor of pharmacological chemistry at Oxford. R. H. F. Manske, Ing's collaborator at Oxford, was of German origin but trained in Canada before studying at Oxford. Manske left England to return to Canada, eventually to become Director of Research in the Union Rubber Company, Guelph, Ontario, Canada.
2. Ueda, T.; Ishizaki, K. *Chem. Pharm. Bull.* **1967**, *15*, 228–237.
3. Khan, M. N. *J. Org. Chem.* **1995**, *60*, 4536–4541.
4. Hearn, M. J.; Lucas, L. E. *J. Heterocycl. Chem.* **1984**, *21*, 615–622.
5. Khan, M. N. *J. Org. Chem.* **1996**, *61*, 8063–8063.
6. Tanyeli, C.; Özçubukçu, S. *Tetrahedron: Asymmetry* **2003**, *14*, 1167–1170.
7. Ariffin, A.; Khan, M. N.; Lan, L. C.; May, F. Y.; Yun, C. S. *Synth. Commun.* **2004**, *34*, 4439–4445.
8. Ali, M. M.; Woods, M.; Caravan, P.; Opina, A. C. L.; Spiller, M.; Fettingner, J. C.; Sherry, A. D. *Chem. Eur. J.* **2008**, *14*, 7250–7258.

Gabriel–Colman rearrangement

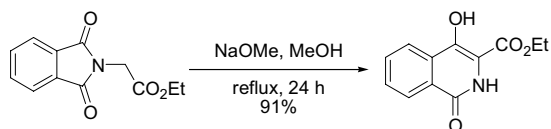
Reaction of the enolate of a maleimidyl acetate to provide isoquinoline 1,4-diol.



Example 1⁶



Example 2⁹

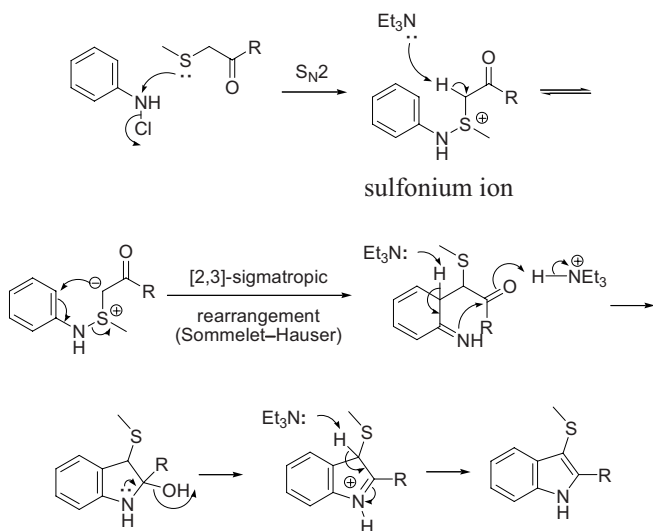
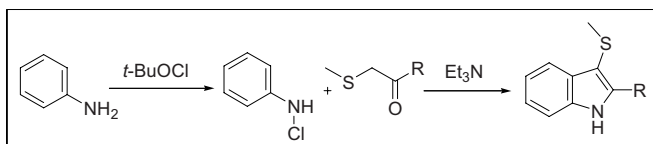


References

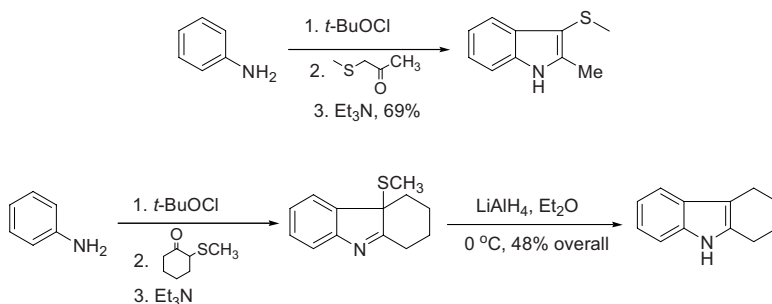
- (a) Gabriel, S.; Colman, J. *Ber.* **1900**, *33*, 980–995. (b) Gabriel, S.; Colman, J. *Ber.* **1900**, *33*, 2630–2634. (c) Gabriel, S.; Colman, J. *Ber.* **1902**, *35*, 1358–1368.
- Allen, C. F. H. *Chem. Rev.* **1950**, *47*, 275–305. (Review).
- Gensler, W. J. *Heterocyclic Compounds*, Vol. 4, R. C. Elderfield, Ed., Wiley & Sons., New York, N.Y., **1952**, 378. (Review).
- Hill, J. H. M. *J. Org. Chem.* **1965**, *30*, 620–622. (Mechanism).
- Lombardino, J. G.; Wiseman, E. H.; McLamore, W. M. *J. Med. Chem.* **1971**, *14*, 1171–1175.
- Schapiro, C. B.; Perillo, I. A.; Lamdan, S. *J. Heterocycl. Chem.* **1980**, *17*, 1281–1288.
- Lazer, E. S.; Miao, C. K.; Cywin, C. L.; *et al.* *J. Med. Chem.* **1997**, *40*, 980–989.
- Pflum, D. A. *Gabriel–Colman Rearrangement*. In *Name Reactions in Heterocyclic Chemistry*; Li, J. J., Corey, E. J., Eds.; Wiley & Sons: Hoboken, NJ, **2005**, pp 416–422. (Review).
- Kapatsina, E.; Lordon, M.; Baro, A.; Laschat, S. *Synthesis* **2008**, 2551–2560.

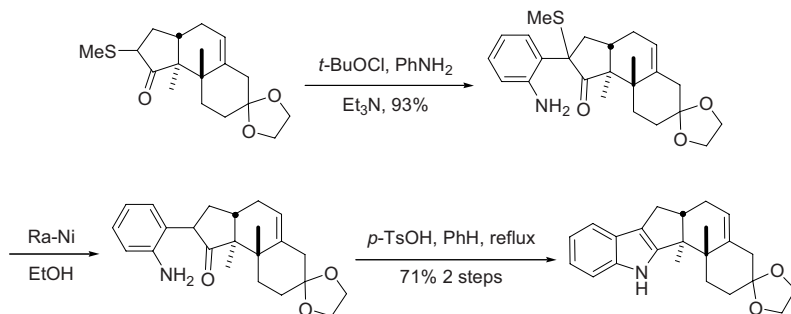
Gassman indole synthesis

The Gassman indole synthesis involves a one-pot process in which a hypohalite, a β -carbonyl sulfide derivative, and a base are added sequentially to an aniline or a substituted aniline to provide 3-thioalkoxyindoles. The sulfur can be easily removed by hydrogenolysis or Raney nickel.



Example 1¹



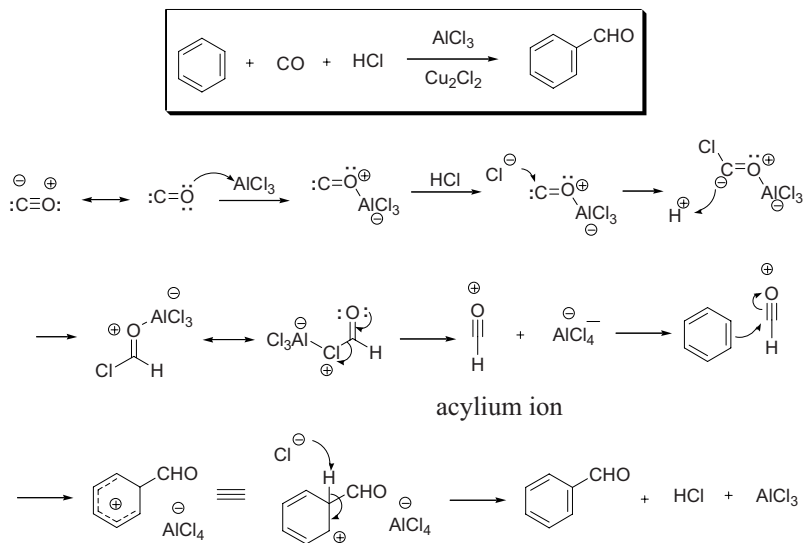
Example 2²

References

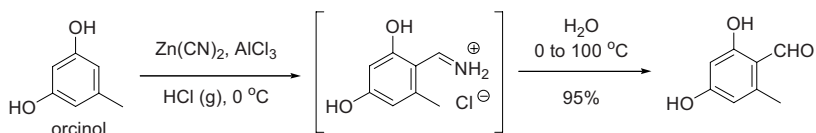
1. (a) Gassman, P. G.; van Bergen, T. J.; Gilbert, D. P.; Cue, B. W., Jr. *J. Am. Chem. Soc.* **1974**, *96*, 5495–5508. Paul G. Gassman (1935–1993) was a professor at the University of Minnesota (1974–1993). (b) Gassman, P. G.; van Bergen, T. J. *J. Am. Chem. Soc.* **1974**, *96*, 5508–5512. (c) Gassman, P. G.; Gruetzmacher, G.; van Bergen, T. J. *J. Am. Chem. Soc.* **1974**, *96*, 5512–5517.
2. Wierenga, W. *J. Am. Chem. Soc.* **1981**, *103*, 5621–5623.
3. Ishikawa, H.; Uno, T.; Miyamoto, H.; Ueda, H.; Tamaoka, H.; Tominaga, M.; Nakagawa, K. *Chem. Pharm. Bull.* **1990**, *38*, 2459–2462.
4. Smith, A. B., III; Sunazuka, T.; Leenay, T. L.; Kingery-Wood, J. *J. Am. Chem. Soc.* **1990**, *112*, 8197–8198.
5. Smith, A. B., III; Kingery-Wood, J.; Leenay, T. L.; Nolen, E. G.; Sunazuka, T. *J. Am. Chem. Soc.* **1992**, *114*, 1438–1449.
6. Savall, B. M.; McWhorter, W. W.; Walker, E. A. *J. Org. Chem.* **1996**, *61*, 8696–8697.
7. Li, J.; Cook, J. M. *Gassman Indole Synthesis*. In *Name Reactions in Heterocyclic Chemistry*; Li, J. J., Corey, E. J., Eds.; Wiley & Sons: Hoboken, NJ, **2005**, pp 128–131. (Review).

Gattermann–Koch reaction

Formylation of arenes using carbon monoxide and hydrogen chloride in the presence of aluminum chloride under high pressure.



Example, A more practical variant⁴

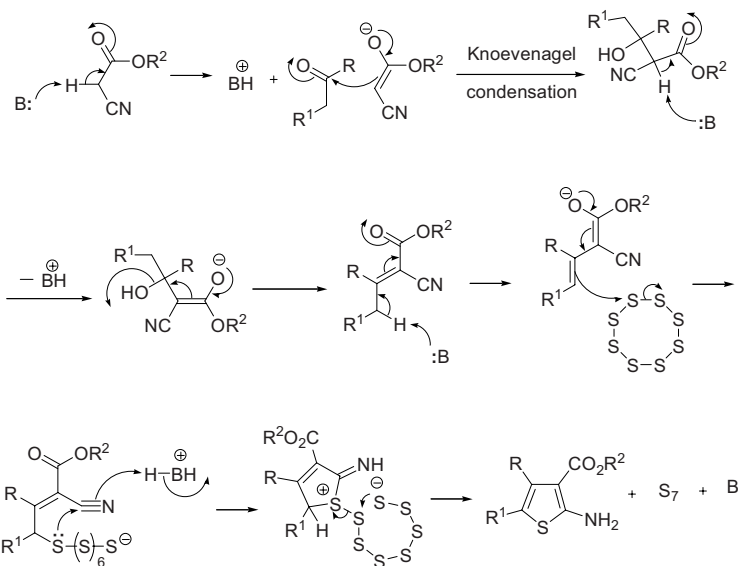
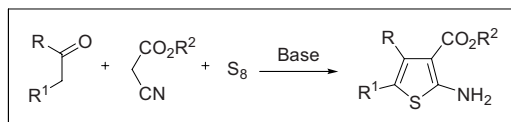


References

- Gattermann, L.; Koch, J. A. *Ber.* **1897**, *30*, 1622–1624. Ludwig Gattermann (1860–1920) was born in Freiburg, Germany. His textbook, “*Die Praxis de organischen Chemie*” (1894) was one of his major contributions to organic chemistry.
- Crouse, N. N. *Org. React.* **1949**, *5*, 290–300. (Review).
- Truce, W. E. *Org. React.* **1957**, *9*, 37–72. (Review).
- Solladić, G.; Rubio, A.; Carreño, M. C.; García Ruano, J. L. *Tetrahedron: Asymmetry* **1990**, *1*, 187–198.
- (a) Tanaka, M.; Fujiwara, M.; Ando, H. *J. Org. Chem.* **1995**, *60*, 2106–2111. (b) Tanaka, M.; Fujiwara, M.; Ando, H.; Souma, Y. *Chem. Commun.* **1996**, 159–160. (c) Tanaka, M.; Fujiwara, M.; Xu, Q.; Souma, Y.; Ando, H.; Laali, K. K. *J. Am. Chem. Soc.* **1997**, *119*, 5100–5105. (d) Tanaka, M.; Fujiwara, M.; Xu, Q.; Ando, H.; Raeker, T. J. *J. Org. Chem.* **1998**, *63*, 4408–4412.
- Kantlehner, W.; Vettel, M.; Gissel, A.; Haug, E.; Ziegler, G.; Ciesielski, M.; Scherr, O.; Haas, R. *J. Prakt. Chem.* **2000**, *342*, 297–310.

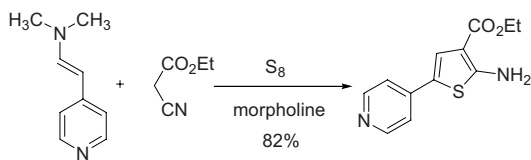
Gewald aminothiophene synthesis

Base-promoted aminothiophene formation from ketone, α -active methylene nitrile and elemental sulfur.

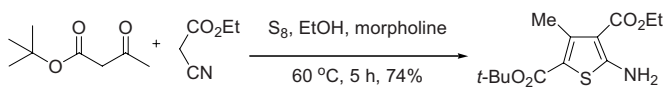


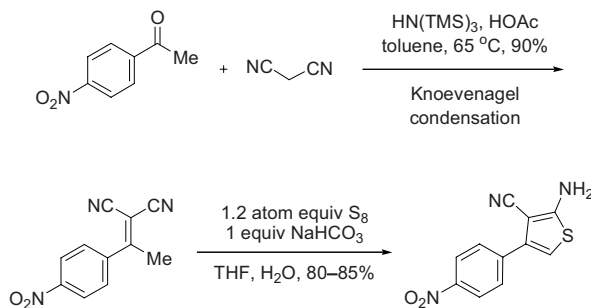
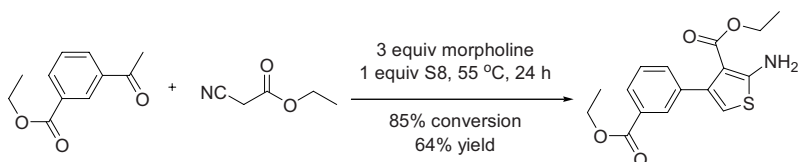
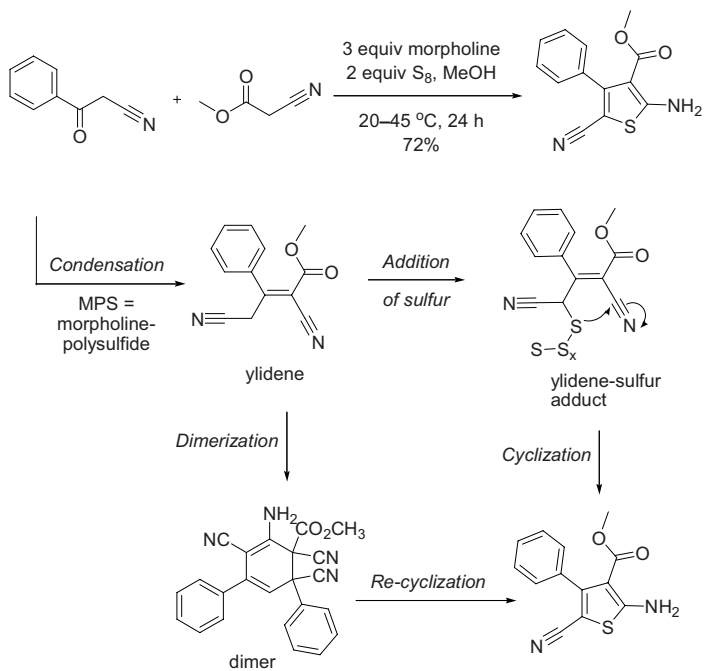
Ylidene-sulfur adduct

Example 1⁴



Example 2⁷



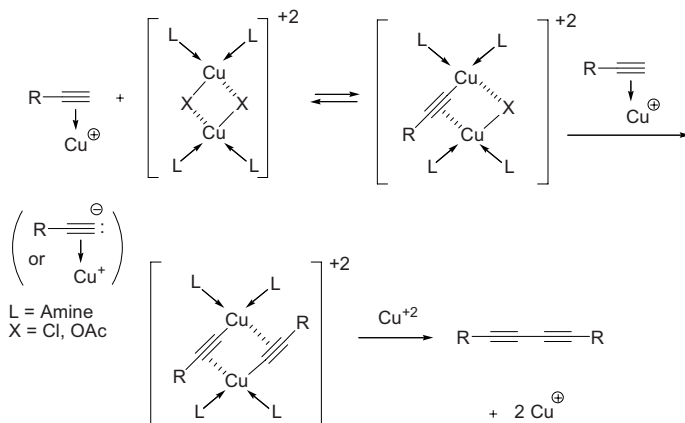
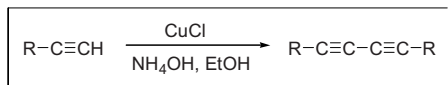
Example 3⁹Example 4¹⁰Example 5¹¹

References

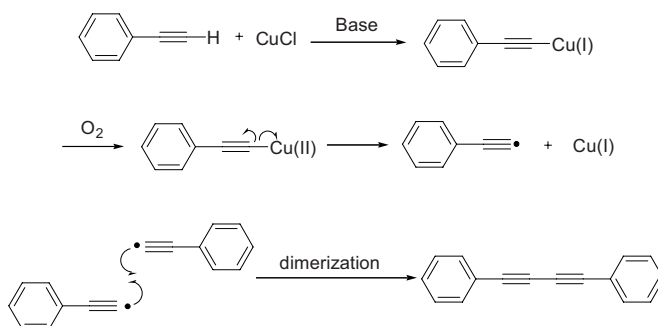
1. (a) Gewald, K. *Z. Chem.* **1962**, *2*, 305–306. (b) Gewald, K.; Schinke, E.; Böttcher, H. *Chem. Ber.* **1966**, *99*, 94–100. (c) Gewald, K.; Neumann, G.; Böttcher, H. *Z. Chem.* **1966**, *6*, 261. (d) Gewald, K.; Schinke, E. *Chem. Ber.* **1966**, *99*, 271–275.
2. Mayer, R.; Gewald, K. *Angew. Chem., Int. Ed.* **1967**, *6*, 294–306. (Review).
3. Gewald, K. *Chimia* **1980**, *34*, 101–110. (Review).
4. Bacon, E. R.; Daum, S. J. *J. Heterocycl. Chem.* **1991**, *28*, 1953–1955.
5. Sabnis, R. W. *Sulfur Reports* **1994**, *16*, 1–17. (Review).
6. Sabnis, R. W.; Rangnekar, D. W.; Sonawane, N. D. *J. Heterocycl. Chem.* **1999**, *36*, 333–345. (Review).
7. Gütschow, M.; Kuerschner, L.; Neumann, U.; Pietsch, M.; Löser, R.; Koglin, N.; Eger, K. *J. Med. Chem.* **1999**, *42*, 5437.
8. Tinsley, J. M. *Gewald Aminothiophene Synthesis*. In *Name Reactions in Heterocyclic Chemistry*; Li, J. J., Corey, E. J., Eds.; Wiley & Sons: Hoboken, NJ, **2005**, pp 193–198. (Review).
9. Barnes, D. M.; Haight, A. R.; Hameury, T.; McLaughlin, M. A.; Mei, J.; Tedrow, J. S.; Dalla Riva Toma, J. *Tetrahedron* **2006**, *62*, 11311–11319.
10. Tormyshev, V. M.; Trukhin, D. V.; Rogozhnikova, O. Yu.; Mikhulina, T. V.; Troitskaya, T. I.; Flinn, A. *Synlett* **2006**, 2559–2564.
11. Puterová, Z.; Andicsová, A.; Végh, D. *Tetrahedron* **2008**, *64*, 11262–11269.

Glaser coupling

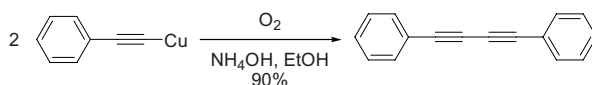
Oxidative homo-coupling of terminal alkynes using copper catalyst in the presence of oxygen.

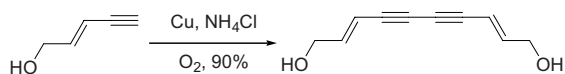
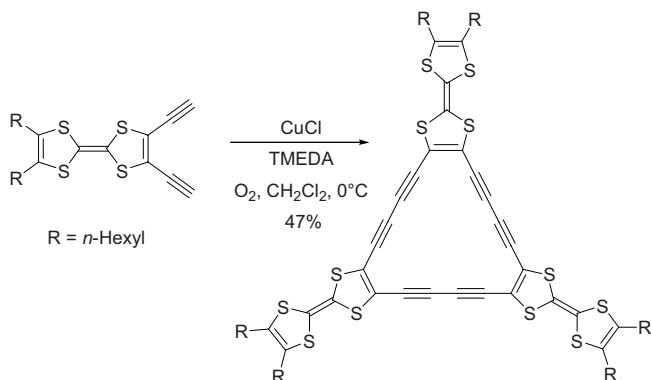


Alternatively, the radical mechanism is also operative:



Example 1¹



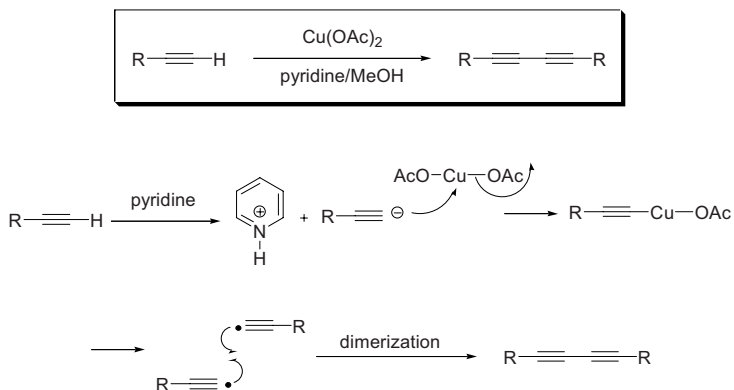
Example 2, Homo-coupling²Example 3⁷

References

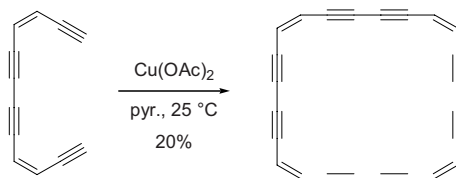
1. Glaser, C. *Ber.* **1869**, 2, 422–424.
2. Bowden, K.; Heilbron, I.; Jones, E. R. H.; Sondheimer, F. *J. Chem. Soc.* **1947**, 1583–1590.
3. Hoeger, S.; Meckenstock, A.-D.; Pellen, H. *J. Org. Chem.* **1997**, 62, 4556–4557.
4. Siemsen, P.; Livingston, R. C.; Diederich, F. *Angew. Chem., Int. Ed.* **2000**, 39, 2632–2657. (Review).
5. Youngblood, W. J.; Gryko, D. T.; Lammi, R. K.; Bocian, D. F.; Holten, D.; Lindsey, J. S. *J. Org. Chem.* **2002**, 67, 2111–2117.
6. Moriarty, R. M.; Pavlovic, D. *J. Org. Chem.* **2004**, 69, 5501–5504.
7. Andersson, A. S.; Kilsa, K.; Hassenkam, T.; Gisselbrecht, J.-P.; Boudon, C.; Gross, M.; Nielsen, M. B.; Diederich, F. *Chem. Eur. J.* **2006**, 12, 8451–8459.
8. Gribble, G. W. *Glaser Coupling*. In *Name Reactions for Homologations-Part I*; Li, J. J., Corey, E. J., Eds.; Wiley & Sons: Hoboken, NJ, **2009**, pp 236–257. (Review).

Eglinton coupling

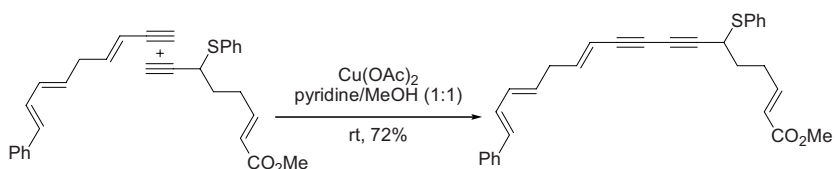
Oxidative homo-coupling of terminal alkynes mediated by stoichiometric (or often excess) $\text{Cu}(\text{OAc})_2$. A variant of the Glaser coupling reaction.



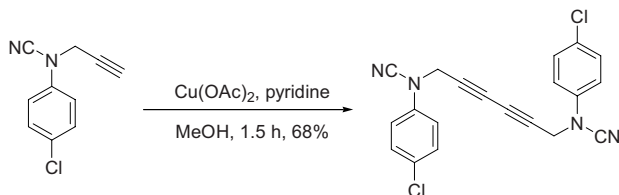
Example 1²

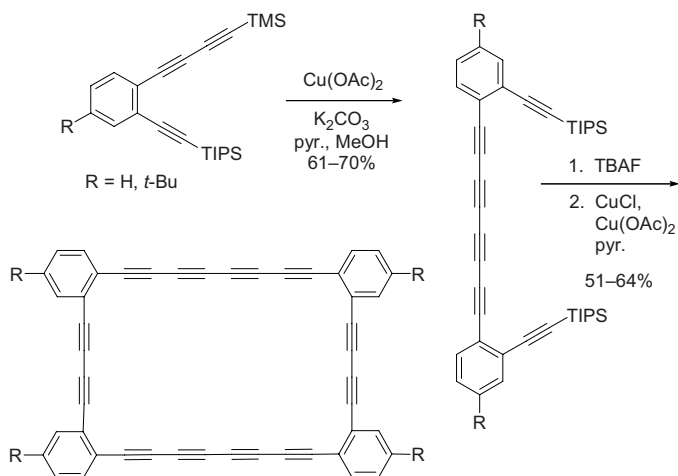
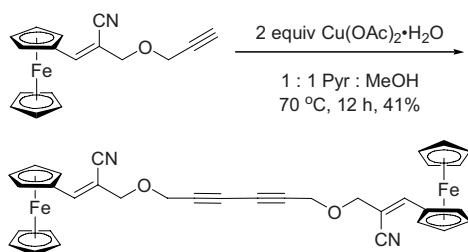
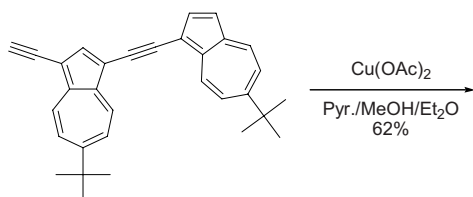


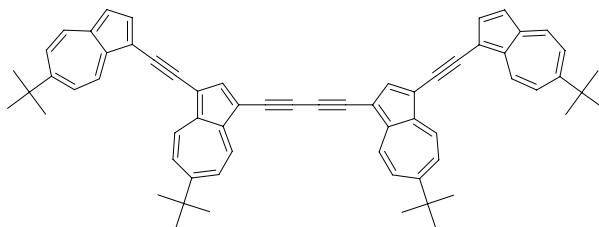
Example 2, Cross-coupling³



Example 3, Homo-coupling⁴



Example 4⁵Example 5¹¹Example 6¹²

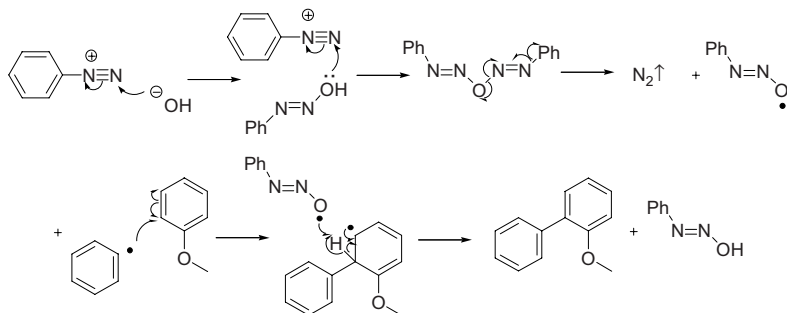
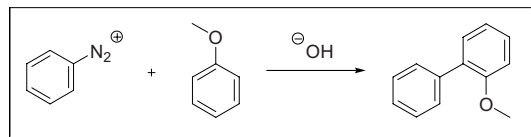


References

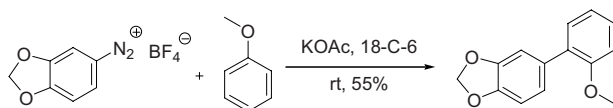
1. (a) Eglinton, G.; Galbraith, A. R. *Chem. Ind.* **1956**, 737–738. Geoffrey Eglinton (1927–) was born in Cardiff, Wales. (b) Behr, O. M.; Eglinton, G.; Galbraith, A. R.; Raphael, R. A. *J. Chem. Soc.* **1960**, 3614–3625. (c) Eglinton, G.; McRae, W. *Adv. Org. Chem.* **1963**, 4, 225–328. (Review).
2. McQuilkin, R. M.; Garratt, P. J.; Sondheimer, F. *J. Am. Chem. Soc.* **1970**, 92, 6682–6683.
3. Nicolaou, K. C.; Petasis, N. A.; Zipkin, R. E.; Uenishi, J. *J. Am. Chem. Soc.* **1982**, 104, 5558–5560.
4. Srinivasan, R.; Devan, B.; Shanmugam, P.; Rajagopalan, K. *Indian J. Chem., Sect. B* **1997**, 36B, 123–125.
5. Haley, M. M.; Bell, M. L.; Brand, S. C.; Kimball, D. B.; Pak, J. J.; Wan, W. B. *Tetrahedron Lett.* **1997**, 38, 7483–7486.
6. Nakanishi, H.; Sumi, N.; Aso, Y.; Otsubo, T. *J. Org. Chem.* **1998**, 63, 8632–8633.
7. Kaigtti-Fabian, K. H. H.; Lindner, H.-J.; Nimmerfrohn, N.; Hafner, K. *Angew. Chem., Int. Ed.* **2001**, 40, 3402–3405.
8. Siemsen, P.; Livingston, R. C.; Diederich, F. *Angew. Chem., Int. Ed.* **2000**, 39, 2632–2657. (Review).
9. Inouchi, K.; Kabashi, S.; Takimiya, K.; Aso, Y.; Otsubo, T. *Org. Lett.* **2002**, 4, 2533–2536.
10. Xu, G.-L.; Zou, G.; Ni, Y.-H.; DeRosa, M. C.; Crutchley, R. J.; Ren, T. *J. Am. Chem. Soc.* **2003**, 125, 10057–10065.
11. Shanmugam, P.; Vaithyanathan, V.; Viswambharan, B.; Madhavan, S. *Tetrahedron Lett.* **2007**, 48, 9190–9194.
12. Miljanic, O. S.; Dichtel, W. R.; Khan, S. I.; Mortezaei, S.; Heath, J. R.; Stoddart, J. F. *J. Am. Chem. Soc.* **2007**, 129, 8236–8246.

Gomberg–Bachmann reaction

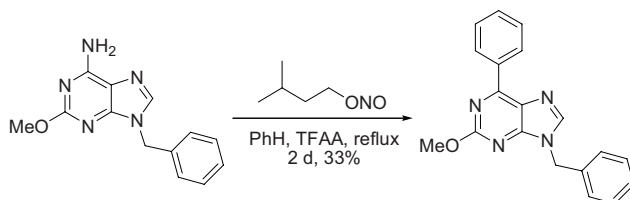
Base-promoted radical coupling between an aryl diazonium salt and an arene to form a diaryl compound.



Example 1⁴



Example 2⁵



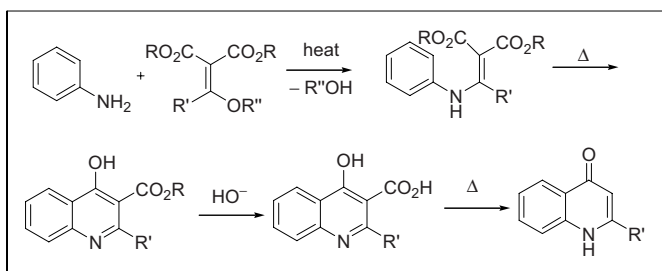
References

- Gomberg, M.; Bachmann, W. E. *J. Am. Chem. Soc.* **1924**, *46*, 2339–2343. Moses Gomberg (1866–1947) was born in Elizabetgrad, Russia. He discovered the triphenylmethyl stable radical at the University of Michigan in Ann Arbor, Michigan. In this article, Gomberg declared that he had reserved the field of radical chemistry for himself! Werner Bachmann (1901–1951), Gomberg's Ph.D. student, was born in Detroit, Michigan. After his postdoctoral trainings in Europe Bachmann returned to the University of Michigan as the Moses Gomberg Professor of Chemistry.
- Beadle, J. R.; Korzeniowski, S. H.; Rosenberg, D. E.; Garcia-Slanga, B. J.; Gokel, G. W. *J. Org. Chem.* **1984**, *49*, 1594–1603.
- McKenzie, T. C.; Rolfes, S. M. *J. Heterocycl. Chem.* **1987**, *24*, 859–861.
- Lai, Y.-H.; Jiang, J. *J. Org. Chem.* **1997**, *62*, 4412–4417.

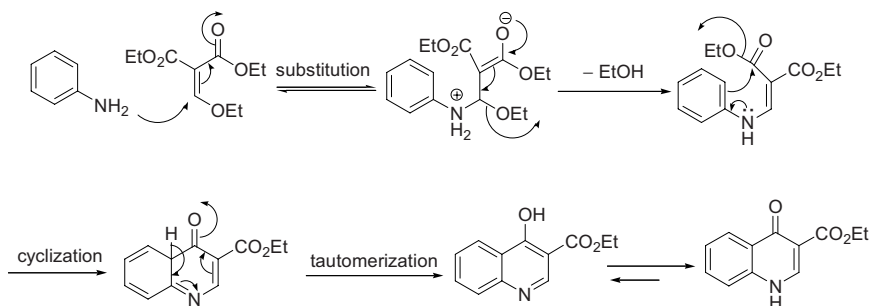
Gould–Jacobs reaction

The Gould–Jacobs reaction is a sequence of the following reactions:

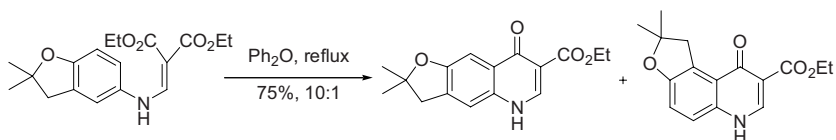
- Substitution of an aniline with either alkoxy methylenemalonic ester or acyl malonic ester providing the anilinomethylenemalonic ester;
- Cyclization of to the 4-hydroxy-3-carboalkoxyquinoline (4-hydroxyquinolines exist predominantly in 4-oxoform);
- Saponification to form acid;
- Decarboxylation to give the 4-hydroxyquinoline. Extension could lead to unsubstituted parent heterocycles with fused pyridine ring of Skraup type.

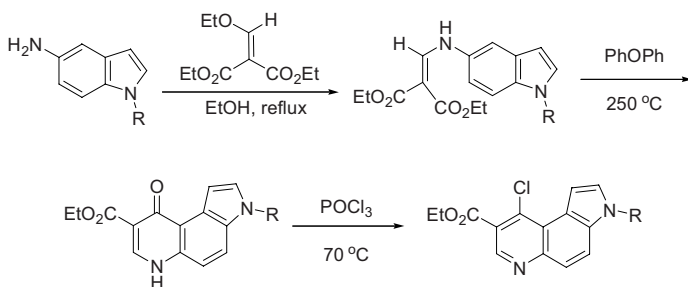
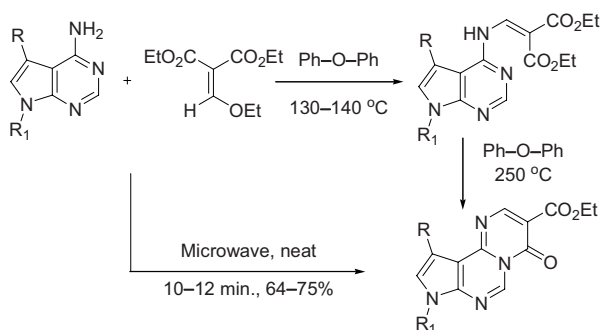
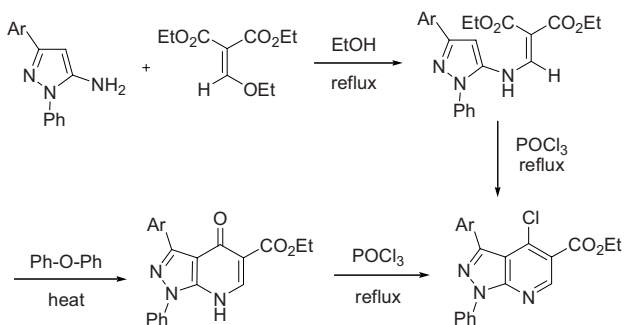


R = alkyl; R' = alkyl, aryl, or H; R'' = alkyl or H



Example 1³



Example 2⁸Example 3, Microwave-assisted Gould–Jacobs reaction⁹Example 4¹⁰

References

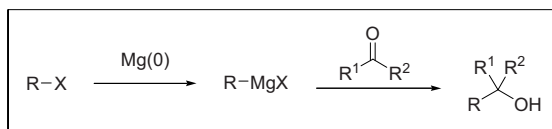
1. Gould, R. G.; Jacobs, W. A. *J. Am. Chem. Soc.* **1939**, *61*, 2890–2895. R. Gordon Gould was born in Chicago in 1909. He earned his Ph.D. at Harvard University in 1933. After serving as an instructor at Harvard and Iowa, Gould worked at Rockefel-

ler Institute for Medical Research where he discovered the Gould–Jacobs reaction with his colleague Walter A. Jacobs.

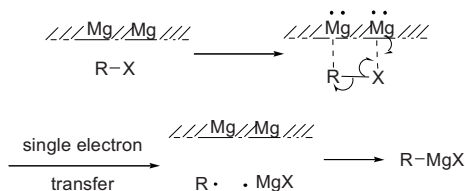
2. Reitsema, R. H. *Chem. Rev.* **1948**, *53*, 43–68. (Review).
3. Cruickshank, P. A., Lee, F. T., Lupichuk, A. *J. Med. Chem.* **1970**, *13*, 1110–1114.
4. Elguero J., Marzin C., Katritzky A. R., Linda P., *The Tautomerism of Heterocycles*, Academic Press, New York, **1976**, pp 87–102. (Review).
5. Wang, C. G., Langer, T., Kiamath, P. G., Gu, Z. Q., Skolnick, P., Fryer, R. I. *J. Med. Chem.* **1995**, *38*, 950–957.
6. Milata, V.; Claramunt, R. M.; Elguero, J.; Zálupský, P. *Targets in Heterocyclic Systems* **2000**, *4*, 167–203. (Review).
7. Curran, T. T. *Gould–Jacobs Reaction*. In *Name Reactions in Heterocyclic Chemistry*; Li, J. J., Corey, E. J., Eds.; Wiley & Sons: Hoboken, NJ, **2005**, 423–436. (Review).
8. Ferlin, M. G.; Chiarello, G.; Dall’Acqua, S.; Maciocco, E.; Mascia, M. P.; Pisu, M. G.; Biggio, G. *Bioorg. Med. Chem.* **2005**, *13*, 3531–3541.
9. Desai, N. D. *J. Heterocycl. Chem.* **2006**, *43*, 1343–1348.
10. Kendre, D. B.; Toche, R. B.; Jachak, M. N. *J. Heterocycl. Chem.* **2008**, *45*, 1281–1286.

Grignard reaction

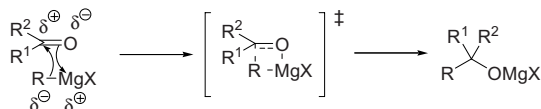
Addition of organomagnesium compounds (Grignard reagents), generated from organohalides and magnesium metal, to electrophiles.



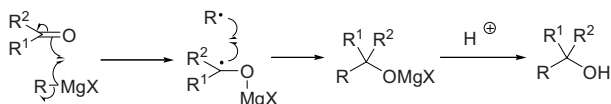
Formation of the Grignard reagent:



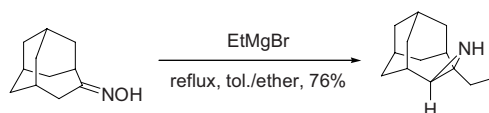
Grignard reaction, ionic mechanism:



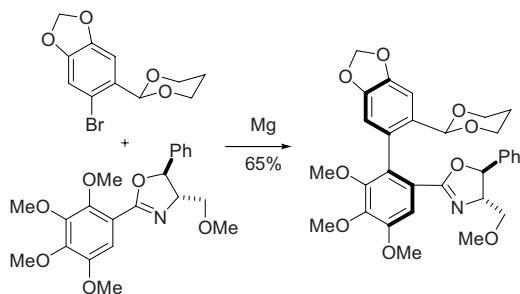
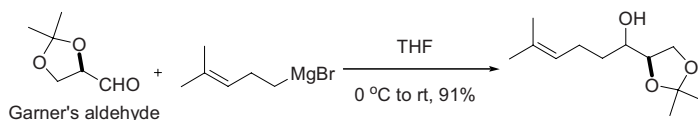
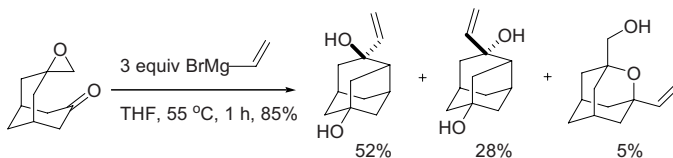
Radical mechanism,



Example 1⁴



This reaction is known as the *Hoch–Campbell aziridine synthesis*, which entails treatment of ketoximes with excess Grignard reagents and subsequent hydrolysis of the organometallic complex to produce aziridines.

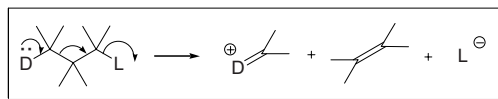
Example 2⁵Example 5¹⁰Example 6¹¹

References

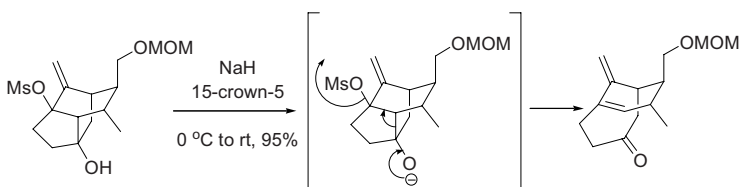
1. Grignard, V. C. *R. Acad. Sci.* **1900**, *130*, 1322–1324. Victor Grignard (France, 1871–1935) won the Nobel Prize in Chemistry in 1912 for his discovery of the Grignard reagent.
2. Ashby, E. C.; Laemmle, J. T.; Neumann, H. M. *Acc. Chem. Res.* **1974**, *7*, 272–280. (Review).
3. Ashby, E. C.; Laemmle, J. T. *Chem. Rev.* **1975**, *75*, 521–546. (Review).
4. Sasaki, T.; Eguchi, S.; Hattori, S. *Heterocycles* **1978**, *11*, 235–242.
5. Meyers, A. I.; Flisak, J. R.; Aitken, R. A. *J. Am. Chem. Soc.* **1987**, *109*, 5446–5452.
6. *Grignard Reagents* Richey, H. G., Jr., Ed.; Wiley: New York, **2000**. (Book).
7. Holm, T.; Crossland, I. In *Grignard Reagents* Richey, H. G., Jr., Ed.; Wiley: New York, **2000**, Chapter 1, pp 1–26. (Review).
8. Shinokubo, H.; Oshima, K. *Eur. J. Org. Chem.* **2004**, 2081–2091. (Review).
9. Graden, H.; Kann, N. *Cur. Org. Chem.* **2005**, *9*, 733–763. (Review).
10. Babu, B. N.; Chauhan, K. R. *Tetrahedron Lett.* **2008**, *50*, 66–67.
11. Mlinaric-Majerski, K.; Kragol, G.; Ramljak, T. S. *Synlett* **2008**, 405–409.
12. Chen, D.; Yang, C.; Xie, Y.; Ding, J. *Heterocycles* **2009**, *77*, 273–277.

Grob fragmentation

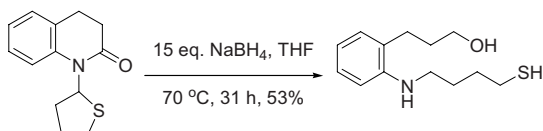
The C–C bond cleavage primarily via a concerted process involving a five atom system. General scheme:



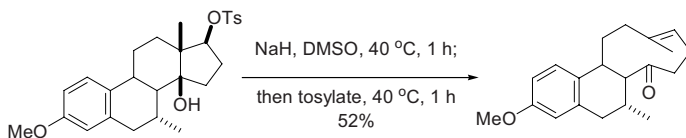
Example 1²



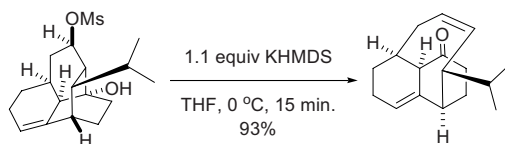
Example 2, Aza-Grob fragmentation³



Example 3⁷



Example 4⁸

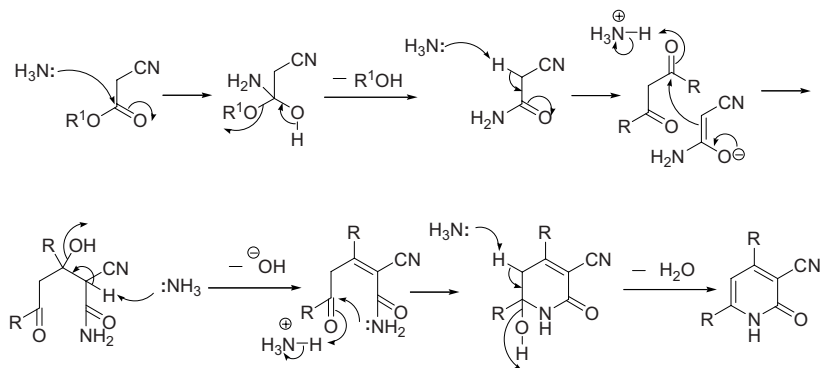
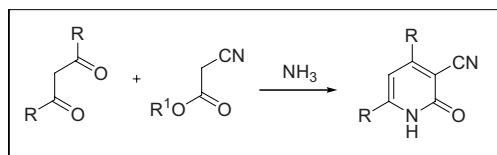


References

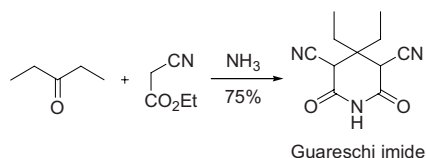
1. (a) Grob, C. A.; Baumann, W. *Helv. Chim. Acta* **1955**, *38*, 594–603. (b) Grob, C. A.; Schiess, P. W. *Angew. Chem., Int. Ed.* **1967**, *6*, 1–15. Cyril A. Grob (1917–2003) was born in London (UK) to Swiss parents, studied chemistry at ETH Zürich and completed his PhD in 1943 under the guidance of Leopold Ruzicka (A Nobel laureate) on artificial steroidal antigens. He then moved to Basel to work with Taddeus Reichstein (another Nobel laureate) first at the pharmaceutical institute and from 1947 at the organic chemistry institute of the university, where he moved up the academic career ladder to become the director of the institute and holder of the chair there as Reichstein's successor in 1960. An investigation of the reductive elimination of bromine from 1,4-dibromides in the presence of zinc led in 1955 to the recognition of heterolytic fragmentation as a general reaction principle. The heterolytic fragmentation has now entered textbooks under his name. Experimental evidence for vinyl cations as discrete reactive intermediates was also first provided by Grob. Cyril Grob never acted impulsively, but always calmly and deliberately. He never sought attention in public, but fulfilled his social duties efficiently, reliably, and without a fuss. He died in his home in Basel (Switzerland) on December 15, 2003 at the age of 86. (Schiess, P. *Angew. Chem., Int. Ed.* **2004**, *43*, 4392.)
2. Yoshimitsu, T.; Yanagiya, M.; Nagaoka, H. *Tetrahedron Lett.* **1999**, *40*, 5215–5218.
3. Hu, W.-P.; Wang, J.-J.; Tsai, P.-C. *J. Org. Chem.* **2000**, *65*, 4208–4029.
4. Molander, G. A.; Le Huerou, Y.; Brown, G. A. *J. Org. Chem.* **2001**, *66*, 4511–4516.
5. Paquette, L. A.; Yang, J.; Long, Y. O. *J. Am. Chem. Soc.* **2002**, *124*, 6542–6543.
6. Barluenga, J.; Alvarez-Perez, M.; Wuerth, K.; Rodriguez, F.; Fananas, F. J. *Org. Lett.* **2003**, *5*, 905–908.
7. Khripach, V. A.; Zhabinskii, V. N.; Fando, G. P.; *et al.* *Steroids* **2004**, *69*, 495–499.
8. Maimone, T. J.; Voica, A.-F.; Baran, P. S. *Angew. Chem., Int. Ed.* **2008**, *47*, 3054–3056.
9. Yuan, D.-Y.; Tu, Y.-Q.; Fan, C.-A. *J. Org. Chem.* **2008**, *73*, 7797–7799.
10. Barbe, G.; St-Onge, M.; Charette, A. B. *Org. Lett.* **2008**, *10*, 5497–5499.

Guareschi–Thorpe condensation

2-Pyridone formation from the condensation of cyanoacetic ester with diketone in the presence of ammonia.



Example⁶

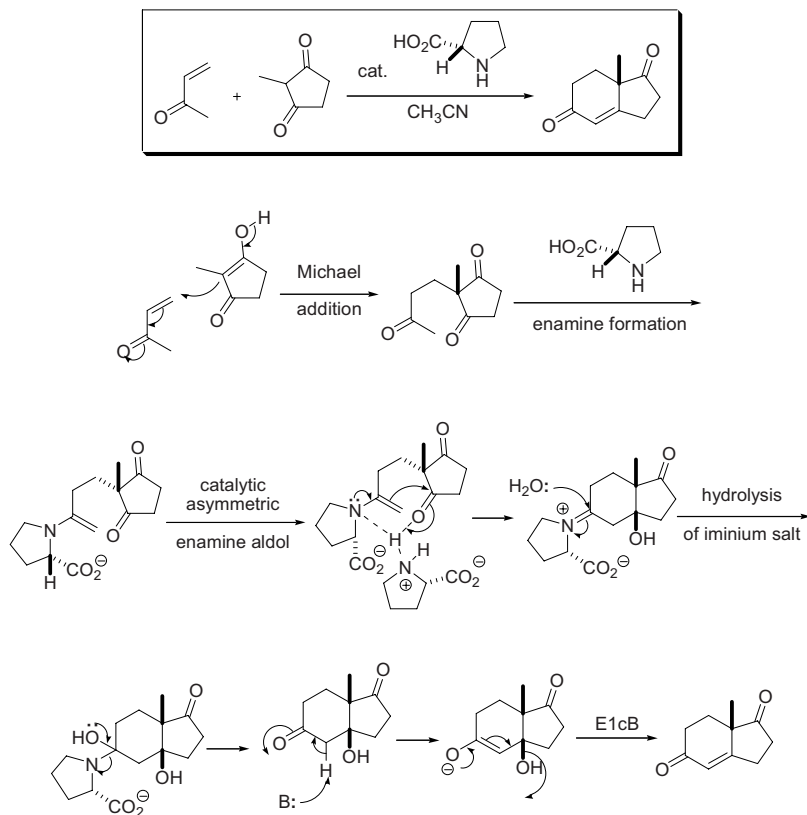


References

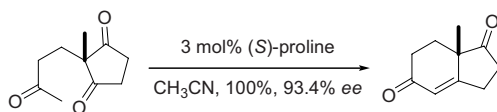
- (a) Guareschi, I. *Mem. R. Accad. Sci. Torino* **1896**, *II*, 7, 11, 25. (b) Baron, H.; Renfry, F. G. P.; Thorpe, J. F. *J. Chem. Soc.* **1904**, 85, 1726–1961. Jocelyn F. Thorpe spent two years in Germany where he worked in the laboratory of a dyestuff manufacturer before taking a post as a lecturer at Manchester. Thorpe later became FRS (Fellow of the Royal Society) and professor of organic chemistry at Imperial College.
- Vogel, A. I. *J. Chem. Soc.* **1934**, 1758–1765.
- McElvain, S. M.; Lyle, R. E. Jr. *J. Am. Chem. Soc.* **1950**, 72, 384–389.
- Brunskill, J. S. A. *J. Chem. Soc. (C)* **1968**, 960–966.
- Brunskill, J. S. A. *J. Chem. Soc., Perkin Trans. 1* **1972**, 2946–2950.
- Holder, R. W.; Daub, J. P.; Baker, W. E.; Gilbert, R. H. III; Graf, N. A. *J. Org. Chem.* **1982**, 47, 1445–1451.
- Krstic, V.; Mistic-Vukovic, M.; Radojkovic-Velickovic, M. *J. Chem. Res. (S)* **1991**, 82.
- Galatsis, P. *Guareschi–Thorpe Pyridine Synthesis*. In *Name Reactions in Heterocyclic Chemistry*; Li, J. J., Corey, E. J., Eds.; Wiley & Sons: Hoboken, NJ, **2005**, pp 307–308. (Review).

Hajos–Wiechert reaction

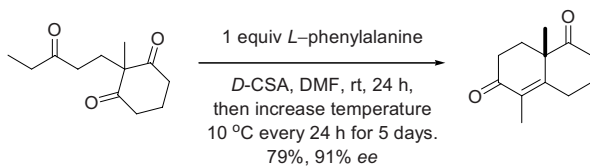
Asymmetric Robinson annulation catalyzed by (*S*)-(-)-proline.

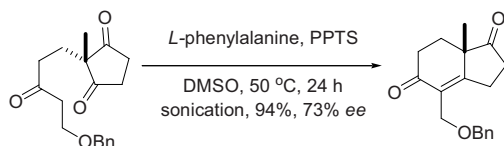
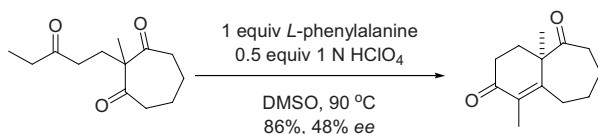


Example 1^{1a}



Example 2³



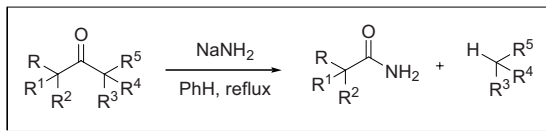
Example 3⁸Example 4⁹

References

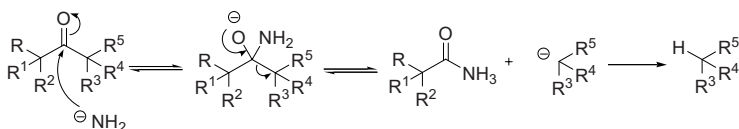
- (a) Hajos, Z. G.; Parrish, D. R. *J. Org. Chem.* **1974**, *39*, 1615–1621. Hajos and Parrish were chemists at Hoffmann–La Roche. (b) Eder, U.; Sauer, G.; Wiechert, R. *Angew. Chem., Int. Ed.* **1971**, *10*, 496–497.
- Brown, K. L.; Dann, L.; Duntz, J. D.; Eschenmoser, A.; Hobi, R.; Kratky, C. *Helv. Chim. Acta* **1978**, *61*, 3108–3135.
- Hagiwara, H.; Uda, H. *J. Org. Chem.* **1998**, *53*, 2308–2311.
- Nelson, S. G. *Tetrahedron: Asymmetry* **1998**, *9*, 357–389.
- List, B.; Lerner, R. A.; Barbas, C. F., III. *J. Am. Chem. Soc.* **2000**, *122*, 2395–2396.
- List, B.; Pojarliev, P.; Castello, C. *Org. Lett.* **2001**, *3*, 573–576.
- Hoang, L.; Bahmanyar, S.; Houk, K. N.; List, B. *J. Am. Chem. Soc.* **2003**, *125*, 16–17.
- Shigehisa, H.; Mizutani, T.; Tosaki, S.-y.; Ohshima, T.; Shibasaki, M. *Tetrahedron* **2005**, *61*, 5057–5065.
- Nagamine, T.; Inomata, K.; Endo, Y.; Paquette, L. A. *J. Org. Chem.* **2007**, *72*, 123–131.
- Kennedy, J. W. J.; Vietrich, S.; Weinmann, H.; Brittain, D. E. A. *J. Org. Chem.* **2009**, *73*, 5151–5154.
- Christen, D. P. *Hajos–Wiechert Reaction*. In *Name Reactions for Homologations-Part II*; Li, J. J., Corey, E. J., Eds.; Wiley & Sons: Hoboken, NJ, **2009**, pp 554–582. (Review).
- Zhu, H.; Clemente, F. R.; Houk, K. N.; Meyer, M. P. *J. Am. Chem. Soc.* **2009**, *131*, 1632–1633.

Haller–Bauer reaction

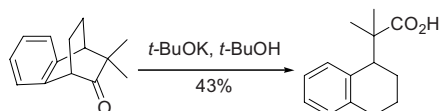
Base-induced cleavage of non-enolizable ketones leading to carboxylic amide derivative and a neutral fragment in which the carbonyl group is replaced by a hydrogen.



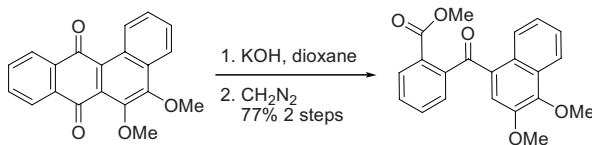
non-enolizable ketone



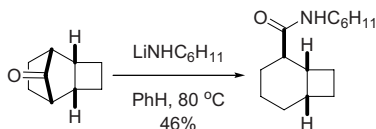
Example 1⁴



Example 2⁹



Example 3, Racemization¹⁰

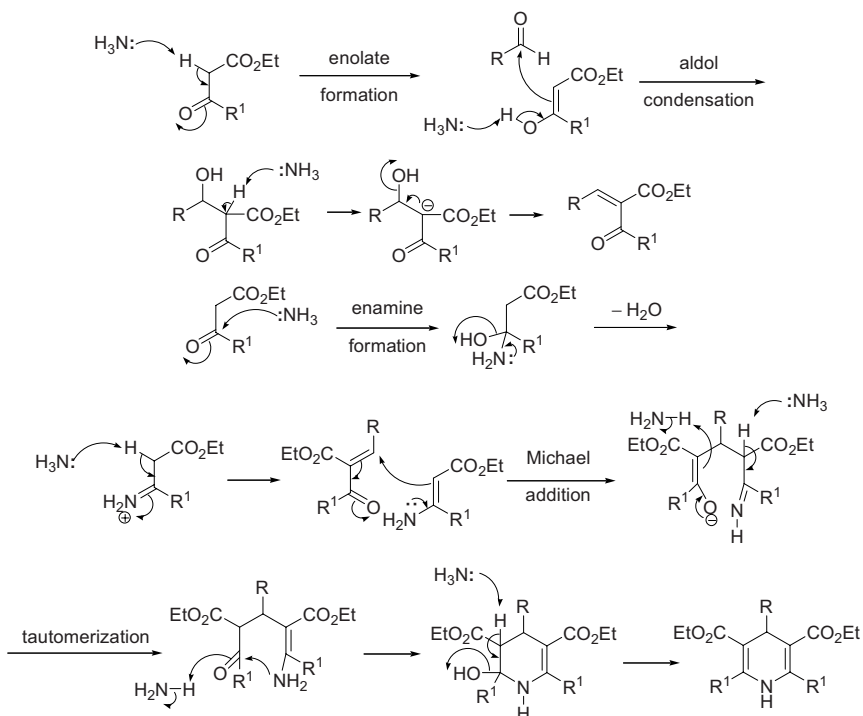
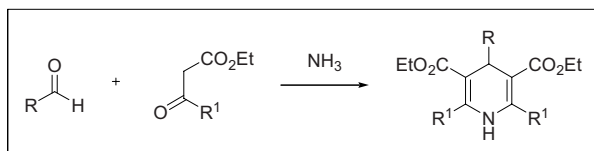


References

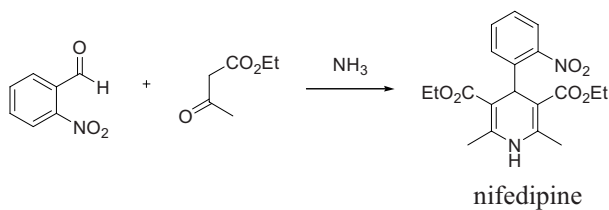
- Haller, A.; Bauer, E. *Compt. Rend.* **1908**, *147*, 824–829.
- Gilday, J. P.; Gallucci, J. C.; Paquette, L. A. *J. Org. Chem.* **1989**, *54*, 1399–1408.
- Paquette, L. A.; Gilday, J. P.; Maynard, G. D. *J. Org. Chem.* **1989**, *54*, 5044–5053.
- Paquette, L. A.; Gilday, J. P. *Org. Prep. Proc. Int.* **1990**, *22*, 167–201.
- Mehta, G.; Praveen, M. *J. Org. Chem.* **1995**, *60*, 279–280.
- Mehta, G.; Venkateswaran, R. V. *Tetrahedron* **2000**, *56*, 1399–1422. (Review).
- Arjona, O.; Medel, R.; Plumet, J. *Tetrahedron Lett.* **2001**, *42*, 1287–1288.
- Ishihara, K.; Yano, T. *Org. Lett.* **2004**, *6*, 1983–1986.
- Patra, A.; Ghorai, S. K.; De, S. R.; Mal, D. *Synthesis* **2006**, 2556–2562.
- Braun, I.; Rudroff, F.; Mihovilovic, M. D.; Bach, T. *Synthesis* **2007**, *24*, 3896–3906.

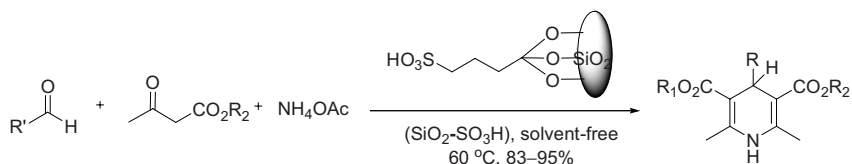
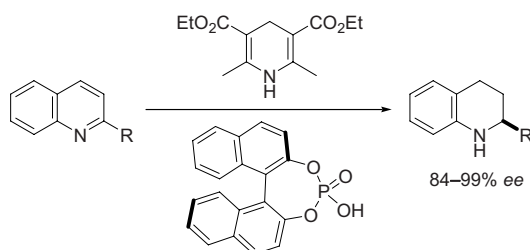
Hantzsch dihydropyridine synthesis

1,4-Dihydropyridine from the condensation of aldehyde, β -ketoester and ammonia. Hantzsch 1,4-dihydropyridines are popular reducing reagents in organocatalysis.



Example 1²



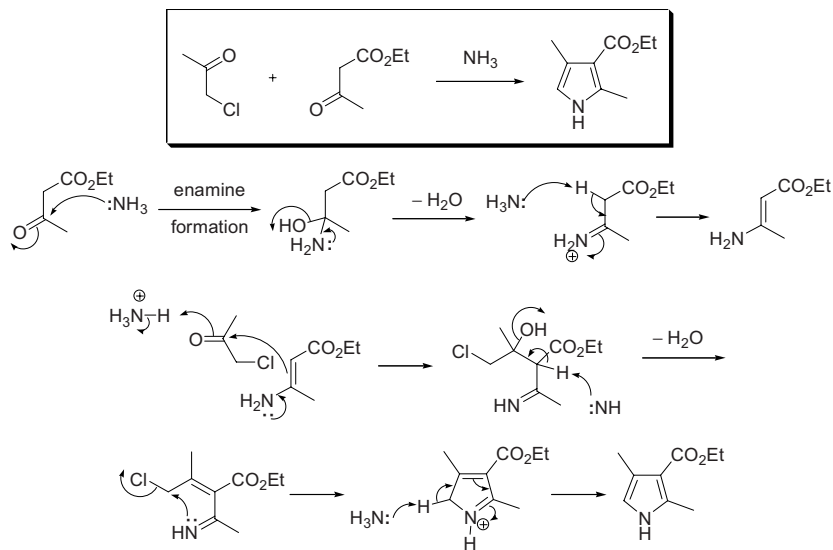
Example 2⁹Example 3, Hantzsch 1,4-dihydropyridine as a hydrogen donor¹⁰

References

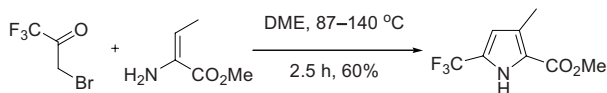
1. Hantzsch, A. *Ann.* **1882**, *215*, 1–83.
2. Bossert, F.; Vater, W. *Naturwissenschaften* **1971**, *58*, 578–585.
3. Balogh, M.; Hermeicz, I.; Naray-Szabo, G.; Simon, K.; Meszaros, Z. *J. Chem. Soc., Perkin Trans. 1* **1986**, 753–757.
4. Katritzky, A. R.; Ostercamp, D. L.; Yousaf, T. I. *Tetrahedron* **1987**, *43*, 5171–5187.
5. Menconi, I.; Angeles, E.; Martinez, L.; Posada, M. E.; Toscano, R. A.; Martinez, R. *J. Heterocycl. Chem.* **1995**, *32*, 831–833.
6. Raboin, J.-C.; Kirsch, G.; Beley, M. *J. Heterocycl. Chem.* **2000**, *37*, 1077–1080.
7. Sambongi, Y.; Nitta, H.; Ichihashi, K.; Futai, M.; Ueda, I. *J. Org. Chem.* **2002**, *67*, 3499–3501.
8. Galatsis, P. *Hantzsch Dihydro-Pyridine Synthesis*. In *Name Reactions in Heterocyclic Chemistry*; Li, J. J., Corey, E. J., Eds.; Wiley & Sons: Hoboken, NJ, **2005**, pp 304–307. (Review).
9. Gupta, R.; Gupta, R.; Paul, S.; Loupy, A. *Synthesis* **2007**, 2835–2838.
10. Metallinos, C.; Barrett, F. B.; Xu, S. *Synlett* **2008**, 720–724.

Hantzsch pyrrole synthesis

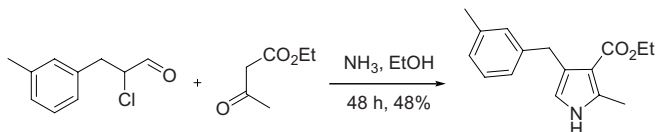
Reaction of α -chloromethyl ketones with β -ketoesters and ammonia to assemble pyrroles.



Example 1⁴



Example 2⁷

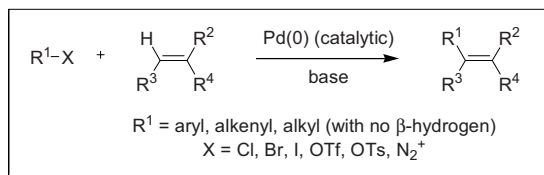


References

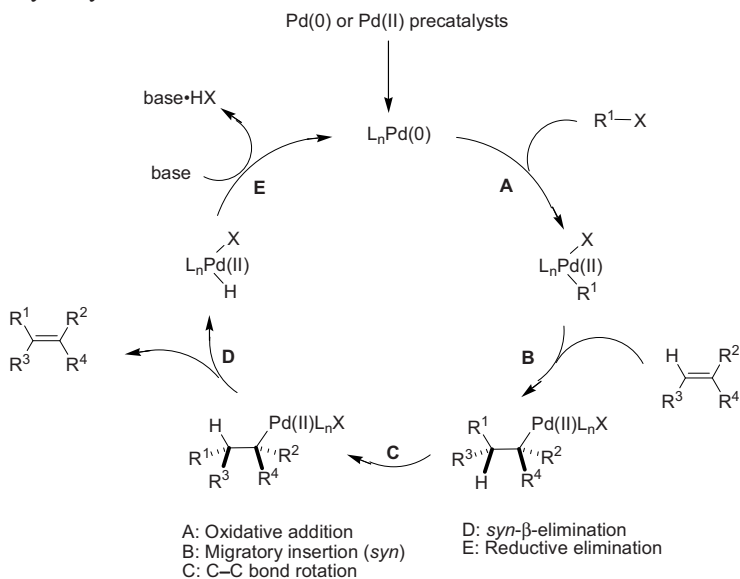
- Hantzsch, A. *Ber.* **1890**, *23*, 1474–1483.
- Katritzky, A. R.; Ostercamp, D. L.; Yousaf, T. I. *Tetrahedron* **1987**, *43*, 5171–5186.
- Kirschke, K.; Costisella, B.; Ramm, M.; Schulz, B. *J. Prakt. Chem.* **1990**, *332*, 143–147.
- Kameswaran, V.; Jiang, B. *Synthesis* **1997**, 530–532.
- Trautwein, A. W.; Süßmuth, R. D.; Jung, G. *Bioorg. Med. Chem. Lett.* **1998**, *8*, 2381–2384.
- Ferreira, V. F.; De Souza, M. C. B. V.; Cunha, A. C.; Pereira, L. O. R.; Ferreira, M. L. G. *Org. Prep. Proced. Int.* **2001**, *33*, 411–454. (Review).
- Matiychuk, V. S.; Martyak, R. L.; Obushak, N. D.; Ostapiuk, Yu. V.; Pidlypnyi, N. I. *Chem. Heterocycl. Compounds* **2004**, *40*, 1218–1219.

Heck reaction

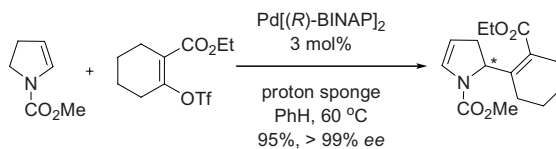
The palladium-catalyzed alkenylation or arylation of olefins.

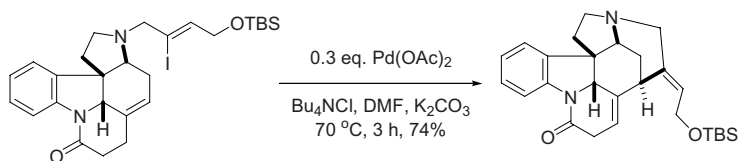
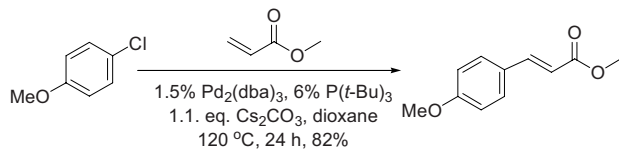
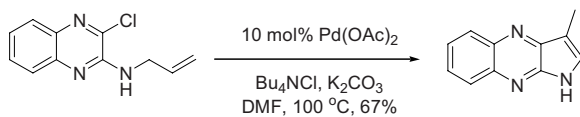
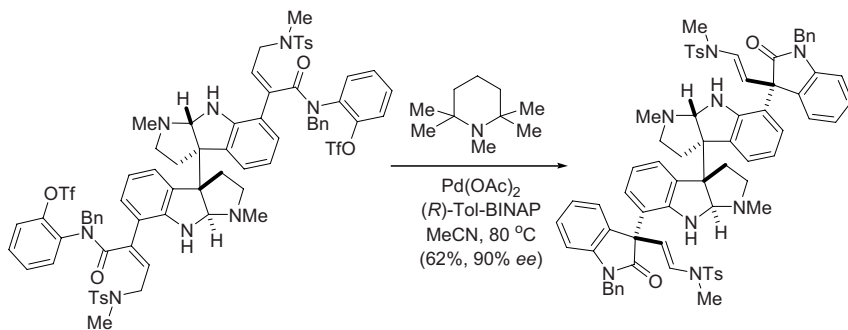
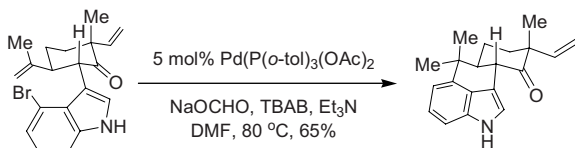


The catalytic cycle:



Example 1, Asymmetric intermolecular Heck reaction⁶



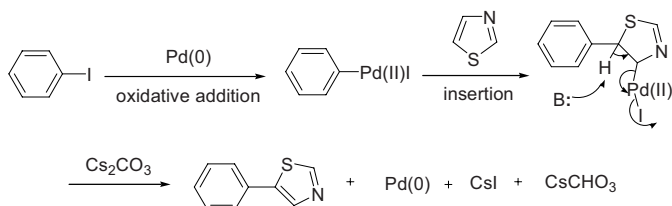
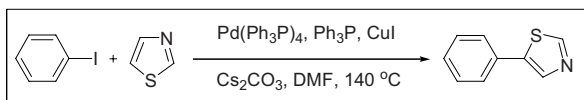
Example 2, Intramolecular Heck⁷Example 3⁸Example 4, Intramolecular Heck⁹Example 5, Intramolecular Heck¹³Example 6, Reductive Heck reaction¹⁷

References

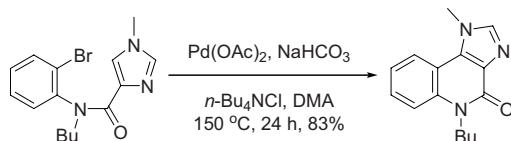
1. Heck, R. F.; Nolley, J. P., Jr. *J. Am. Chem. Soc.* **1968**, *90*, 5518–5526. Richard Heck discovered the Heck reaction when he was an assistant professor at the University of Delaware. Despite having discovered a novel methodology that would see ubiquitous utility in organic chemistry and having published a popular book,⁴ Heck had difficulties in securing funding for his research, he left chemistry and moved to Asia. Now he is retired in Florida.
2. Heck, R. F. *Acc. Chem. Res.* **1979**, *12*, 146–151. (Review).
3. Heck, R. F. *Org. React.* **1982**, *27*, 345–390. (Review).
4. Heck, R. F. *Palladium Reagents in Organic Synthesis*, Academic Press, London, **1985**. (Book).
5. Hegedus, L. S. *Transition Metals in the Synthesis of Complex Organic Molecule* **1994**, University Science Books: Mill Valley, CA, pp 103–113. (Book).
6. Ozawa, F.; Kobatake, Y.; Hayashi, T. *Tetrahedron Lett.* **1993**, *34*, 2505–2508.
7. Rawal V. H.; Iwasa, H. *J. Org. Chem.* **1994**, *59*, 2685–2686.
8. Littke, A. F.; Fu, G. C. *J. Org. Chem.* **1999**, *64*, 10–11.
9. Li, J. J. *J. Org. Chem.* **1999**, *64*, 8425–8427.
10. Beletskaya, I. P.; Cheprakov, A. V. *Chem. Rev.* **2000**, *100*, 3009–3066. (Review).
11. Amatore, C.; Jutand, A. *Acc. Chem. Res.* **2000**, *33*, 314–321. (Review).
12. Link, J. T. *Org. React.* **2002**, *60*, 157–534. (Review).
13. Lebsack, A. D.; Link, J. T.; Overman, L. E.; Stearns, B. A. *J. Am. Chem. Soc.* **2002**, *124*, 9008–9009.
14. Dounay, A. B.; Overman, L. E. *Chem. Rev.* **2003**, *103*, 2945–2963. (Review).
15. Beller, M.; Zapf, A.; Riermeier, T. H. *Transition Metals for Organic Synthesis* (2nd edn.) **2004**, *1*, 271–305. (Review).
16. Oestreich, M. *Eur. J. Org. Chem.* **2005**, 783–792. (Review).
17. Baran, P. S.; Maimone, T. J.; Richter, J. M. *Nature* **2007**, *446*, 404–406.
18. Fuchter, M. J. *Heck Reaction*. In *Name Reactions for Homologations-Part I*; Li, J. J., Corey, E. J., Eds.; Wiley & Sons: Hoboken, NJ, **2009**, pp 2–32. (Review).
19. *The Mizoroki-Heck Reaction*; Oestreich, M., Ed.; Wiley & Sons: Hoboken, NJ, **2009**.

Heteroaryl Heck reaction

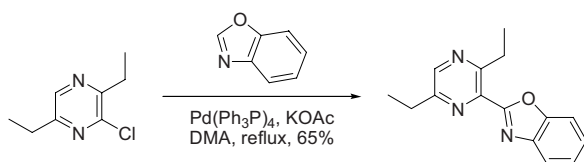
Intermolecular or intramolecular Heck reaction that occurs onto a heteroaryl recipient.



Example 1²



Example 2³

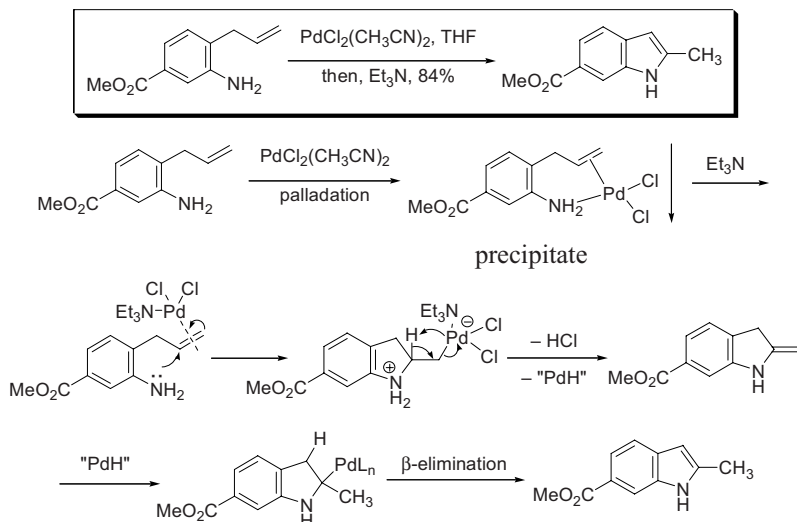


References

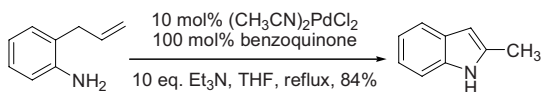
- Ohta, A.; Akita, Y.; Ohkuwa, T.; Chiba, M.; Fukunaka, R.; Miyafuji, A.; Nakata, T.; Tani, N. Aoyagi, Y. *Heterocycles* **1990**, *31*, 1951–1958.
- Kuroda, T.; Suzuki, F. *Tetrahedron Lett.* **1991**, *32*, 6915–6918.
- Aoyagi, Y.; Inoue, A.; Koizumi, I.; Hashimoto, R.; Tokunaga, K.; Gohma, K.; Komatsu, J.; Sekine, K.; Miyafuji, A.; Kunoh, J. Honma, R. Akita, Y.; Ohta, A. *Heterocycles* **1992**, *33*, 257–272.
- Proudfoot, J. R.; Patel, U. R.; Kapadia, S. R.; Hargrave, K. D. *J. Med. Chem.* **1995**, *38*, 1406–1410.
- Pivsa-Art, S.; Satoh, T.; Kawamura, Y.; Miura, M.; Nomura, M. *Bull. Chem. Soc. Jpn.* **1998**, *71*, 467–473.
- Li, J. J.; Gribble, G. W. In *Palladium in Heterocyclic Chemistry*; 2nd ed.; **2007**, Elsevier: Oxford, UK. (Review).

Hegedus indole synthesis

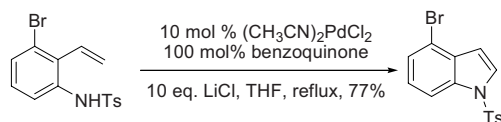
Stoichiometric Pd(II)-mediated oxidative cyclization of alkenyl anilines to indoles. Cf. Wacker oxidation.



Example 1^{1a}



Example 2^{1d}

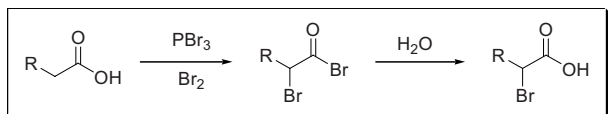


References

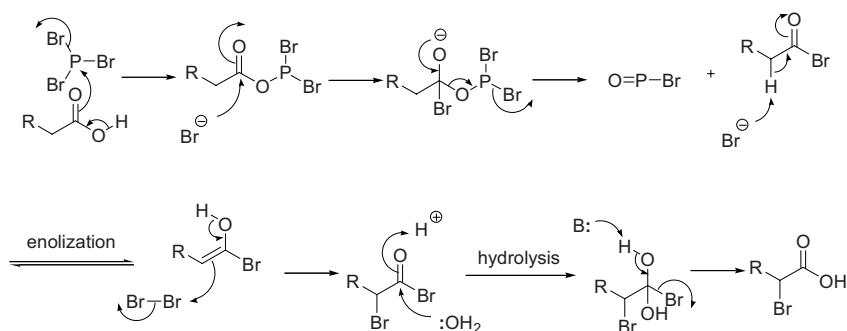
- (a) Hegedus, L. S.; Allen, G. F.; Waterman, E. L. *J. Am. Chem. Soc.* **1976**, *98*, 2674–2676. Lou Hegedus is a professor at Colorado State University. (b) Hegedus, L. S.; Allen, G. F.; Bozell, J. J.; Waterman, E. L. *J. Am. Chem. Soc.* **1978**, *100*, 5800–5807. (c) Hegedus, L. S.; Winton, P. M.; Varaprath, S. *J. Org. Chem.* **1981**, *46*, 2215–2221. (d) Harrington, P. J.; Hegedus, L. S. *J. Org. Chem.* **1984**, *49*, 2657–2662. (e) Hegedus, L. S. *Angew. Chem., Int. Ed.* **1988**, *27*, 1113–1126. (Review).
- Brenner, M.; Mayer, G.; Terpin, A.; Steglich, W. *Chem. Eur. J.* **1997**, *3*, 70–74.
- Osanai, Y. Y.; Kondo, K.; Murakami, Y. *Chem. Pharm. Bull.* **1999**, *47*, 1587–1590.
- Kondo, T.; Okada, T.; Mitsudo, T. *J. Am. Chem. Soc.* **2002**, *124*, 186–187. A ruthenium variant.
- Johnston, J. N. *Hegedus Indole Synthesis*. In *Name Reactions in Heterocyclic Chemistry*; Li, J. J., Corey, E. J., Eds.; Wiley & Sons: Hoboken, NJ, **2005**, pp 135–139. (Review).

Hell–Volhard–Zelinsky reaction

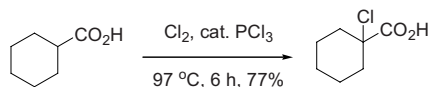
α -Halogenation of carboxylic acids using X_2/PBr_3 .



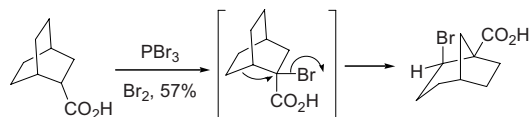
α -bromoacid



Example 1⁵



Example 2⁶



References

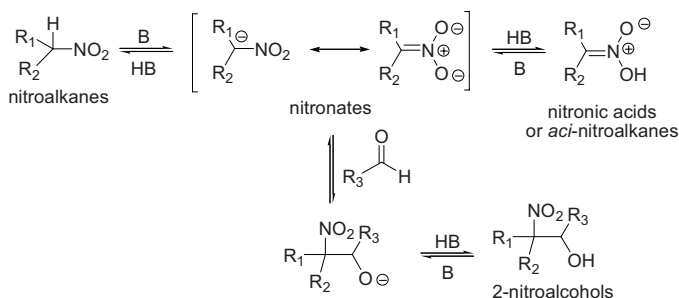
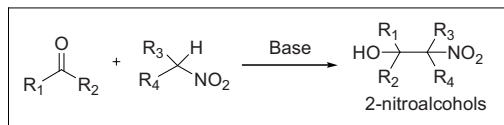
- (a) Hell, C. *Ber.* **1881**, *14*, 891–893. Carl M. von Hell (1849–1926) was born in Stuttgart, Germany. He studied under Fehling and Erlenmeyer. After serving in the war of 1870, he became very ill. Hell became a professor at Stuttgart in 1883 where he discovered the Hell–Volhard–Zelinsky reaction. (b) Volhard, J. *Ann.* **1887**, *242*, 141–163. Jacob Volhard (1849–1909) was born in Darmstadt, Germany. He apprenticed under Liebig, Will, Bunsen, Hofmann, Kolbe, and von Baeyer. He improved Hell's original procedure in preparing α -bromo-acid during his research in thiophenes. (c) Zelinsky, N. D. *Ber.* **1887**, *20*, 2026. Nikolai D. Zelinsky (1861–1953) was born in

Tyaspol, Russia. He studied at Göttingen under Victor Meyer, receiving his Ph.D. in 1889. Zelinsky returned to Russia and became a professor at the University of Moscow. On his ninetieth birthday in 1951, he was awarded the Order of Lenin.

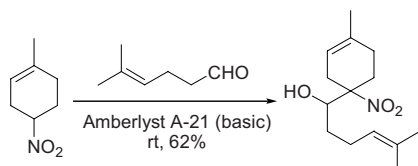
2. Watson, H. B. *Chem. Rev.* **1930**, *7*, 173–201. (Review).
3. Sonntag, N. O. V. *Chem. Rev.* **1953**, *52*, 237–246. (Review).
4. Harwood, H. J. *Chem. Rev.* **1962**, *62*, 99–154. (Review).
5. Jason, E. F.; Fields, E. K. US Patent 3,148,209 (**1964**).
6. Chow, A. W.; Jakas, D. R.; Hoover, J. R. E. *Tetrahedron Lett.* **1966**, 5427–5431.
7. Liu, H.-J.; Luo, W. *Synth. Commun.* **1991**, *21*, 2097–2102.
8. Zhang, L. H.; Duan, J.; Xu, Y.; Dolbier, W. R., Jr. *Tetrahedron Lett.* **1998**, *39*, 9621–9622.
9. Sharma, A.; Chattopadhyay, S. *J. Org. Chem.* **1999**, *64*, 8059–8062.
10. Stack, D. E.; Hill, A. L.; Diffendaffer, C. B.; Burns, N. M. *Org. Lett.* **2002**, *4*, 4487–4490.

Henry nitroaldol reaction

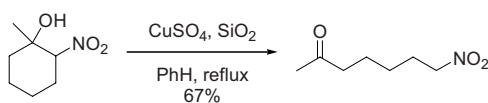
The nitroaldol condensation reaction involving aldehydes and nitronates, derived from deprotonation of nitroalkanes by bases.



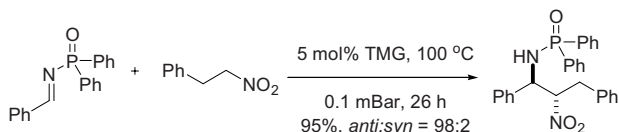
Example 1⁴

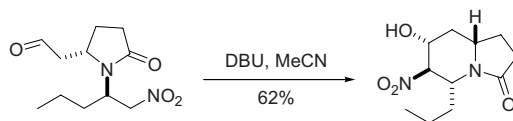


Example 2, Retro-Henry reaction⁵



Example 3, Aza-Henry reaction⁸



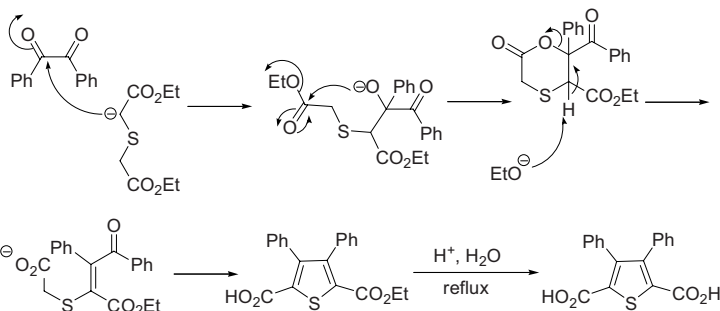
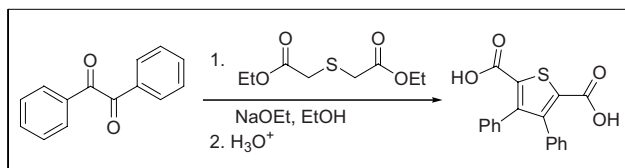
Example 4, Intramolecular Henry reaction¹⁰

References

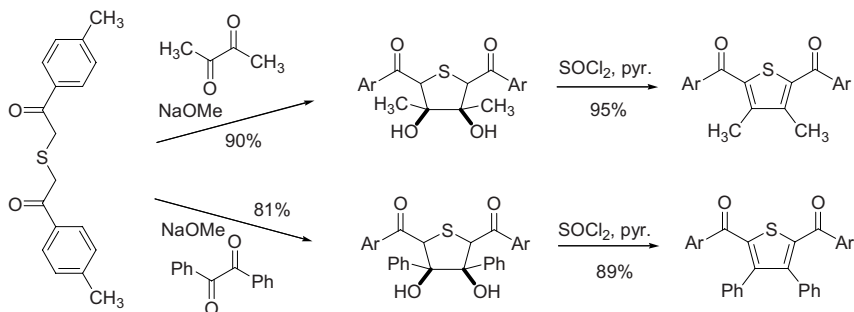
1. Henry, L. *Compt. Rend.* **1895**, *120*, 1265–1268.
2. Barrett, A. G. M.; Robyr, C.; Spilling, C. D. *J. Org. Chem.* **1989**, *54*, 1233–1234.
3. Rosini, G. In *Comprehensive Organic Synthesis*; Trost, B. M.; Fleming, I., Eds.; Pergamon, **1991**, *2*, 321–340. (Review).
4. Chen, Y.-J.; Lin, W.-Y. *Tetrahedron Lett.* **1992**, *33*, 1749–1750.
5. Saikia, A. K.; Hazarika, M. J.; Barua, N. C.; Bezbarua, M. S.; Sharma, R. P.; Ghosh, A. C. *Synthesis* **1996**, 981–985.
6. Luzzio, F. A. *Tetrahedron* **2001**, *57*, 915–945. (Review).
7. Westermann, B. *Angew. Chem., Int. Ed.* **2003**, *42*, 151–153. (Review on aza-Henry reaction).
8. Bernardi, L.; Bonini, B. F.; Capito, E.; Dessole, G.; Comes-Franchini, M.; Fochi, M.; Ricci, A. *J. Org. Chem.* **2004**, *69*, 8168–8171.
9. Palomo, C.; Oiarbide, M.; Laso, A. *Angew. Chem., Int. Ed.* **2005**, *44*, 3881–3884.
10. Kamimura, A.; Nagata, Y.; Kadowaki, A.; Uchida, K.; Uno, H. *Tetrahedron* **2007**, *63*, 11856–11861.
11. Wang, A. X. *Henry Reaction*. In *Name Reactions for Homologations-Part I*; Li, J. J., Corey, E. J., Eds.; Wiley & Sons: Hoboken, NJ, **2009**, pp 404–419. (Review).

Hinsberg synthesis of thiophene derivatives

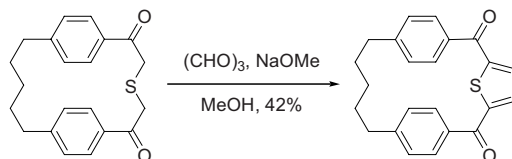
Condensation of diethyl thiodiglycolate and α -diketones under basic conditions, which provides 3,4-disubstituted thiophene-2,5-dicarbonyls upon hydrolysis of the crude ester product with aqueous acid.

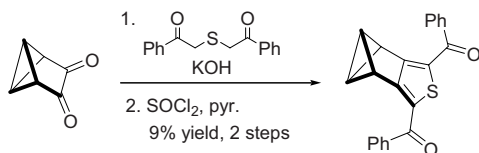
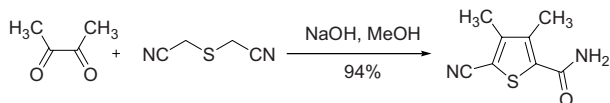
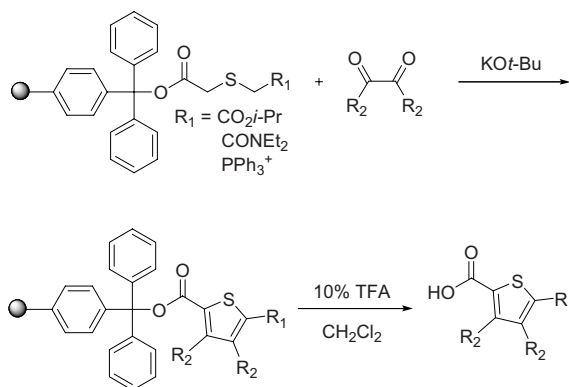


Example 1²



Example 2⁴



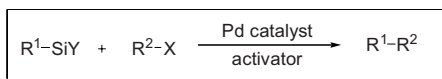
Example 3⁵Example 4⁶Example 5, Polymer-support Hinsberg thiophene synthesis⁹

References

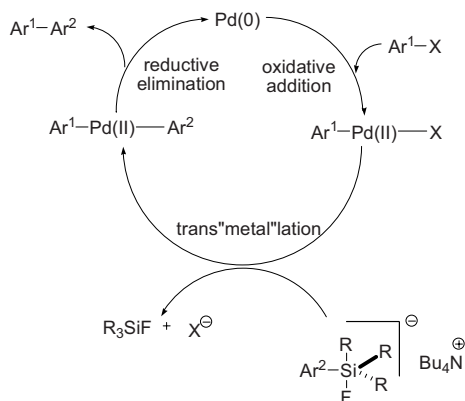
1. Hinsberg, O. *Ber.* **1910**, *43*, 901–906.
2. Miyahara, Y.; Inazu, T.; Yoshino, T. *Bull. Chem. Soc. Jpn.* **1980**, *53*, 1187–1188.
3. Gronowitz, S. In *Thiophene and Its Derivatives*, Part 1, Gronowitz, S., ed.; Wiley-Interscience: New York, **1985**, pp 34–41. (Review).
4. Miyahara, Y.; Inazu, T.; Yoshino, T. *J. Org. Chem.* **1984**, *49*, 1177–1182.
5. Christl, M.; Krimm, S.; Kraft, A. *Angew. Chem., Int. Ed.* **1990**, *29*, 675–677.
6. Beye, N.; Cava, M. P. *J. Org. Chem.* **1994**, *59*, 2223–2226.
7. Vogel, E.; Pohl, M.; Herrmann, A.; Wiss, T.; König, C.; Lex, J.; Gross, M.; Gisselbrecht, J. P. *Angew. Chem., Int. Ed.* **1996**, *35*, 1520–1525.
8. Mullins, R. J.; Williams, D. R. *Hinsberg Synthesis of Thiophene Derivatives*. In *Name Reactions in Heterocyclic Chemistry*; Li, J. J., Corey, E. J., Eds.; Wiley & Sons: Hoboken, NJ, **2005**, pp 199–206. (Review).
9. Traversone, A.; Brill, W. K.-D. *Tetrahedron Lett.* **2007**, *48*, 3535–3538.

Hiyama cross-coupling reaction

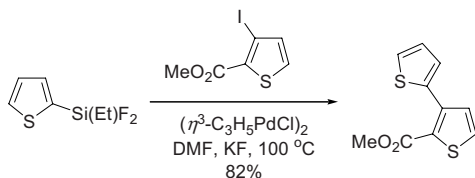
Palladium-catalyzed cross-coupling reaction of organosilicons with organic halides, triflates, *etc.* In the presence of an activating agent such as fluoride or hydroxide (transmetalation is reluctant to occur without the effect of an activating agent). For the catalytic cycle, see the Kumada coupling on page 325.



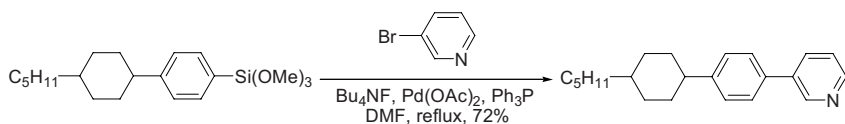
R¹ = alkenyl, aryl, alkynyl, alkyl
 R² = aryl, alkyl, alkenyl
 Y = (OR)₃, Me₃, Me₂OH, Me_(3-n)F_(n+3)
 X = Cl, Br, I, OTf
 activator = TBAF, base

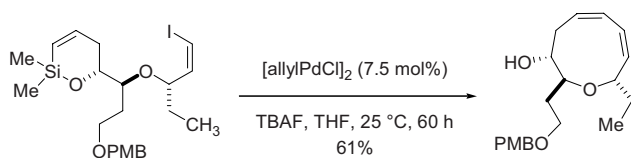
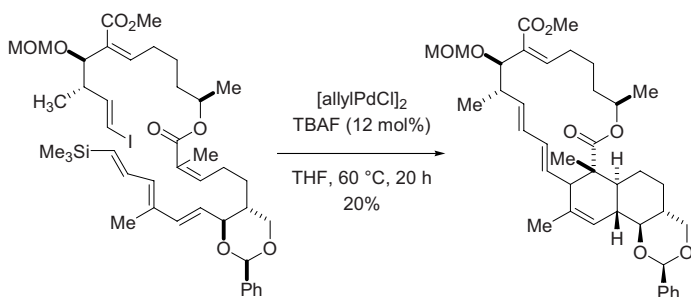


Example 1^{1a}



Example 2²



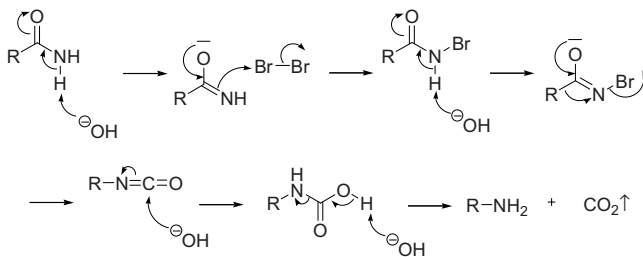
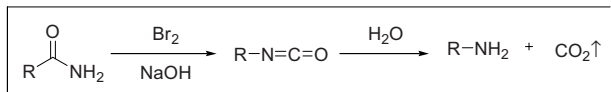
Example 3⁷Example 4⁹

References

1. (a) Hatanaka, Y.; Fukushima, S.; Hiyama, T. *Heterocycles* **1990**, *30*, 303–306. (b) Hiyama, T.; Hatanaka, Y. *Pure Appl. Chem.* **1994**, *66*, 1471–1478. (c) Matsushashi, H.; Kuroboshi, M.; Hatanaka, Y.; Hiyama, T. *Tetrahedron Lett.* **1994**, *35*, 6507–6510.
2. Shibata, K.; Miyazawa, K.; Goto, Y. *Chem. Commun.* **1997**, 1309–1310.
3. Hiyama, T. In *Metal-Catalyzed Cross-Coupling Reactions*; **1998**, Diederich, F.; Stang, P. J., Eds.; Wiley-VCH: Weinheim, Germany, pp 421–53. (Review).
4. Denmark, S. E.; Wang, Z. *J. Organomet. Chem.* **2001**, *624*, 372–375.
5. Hiyama, T. *J. Organomet. Chem.* **2002**, *653*, 58–61.
6. Pierrat, P.; Gros, P.; Fort, Y. *Org. Lett.* **2005**, *7*, 697–700.
7. Denmark, S. E.; Yang, S.-M. *J. Am. Chem. Soc.* **2004**, *126*, 12432–12440.
8. Domin, D.; Benito-Garagorri, D.; Mereiter, K.; Froehlich, J.; Kirchner, K. *Organometallics* **2005**, *24*, 3957–3965.
9. Anzo, T.; Suzuki, A.; Sawamura, K.; Motozaki, T.; Hatta, M.; Takao, K.-i.; Tadano, K.-i. *Tetrahedron Lett.* **2007**, *48*, 8442–8448.
10. Yet L. *Hiyama Cross-Coupling Reaction*. In *Name Reactions for Homologations-Part I*; Li, J. J., Corey, E. J., Eds.; Wiley & Sons: Hoboken, NJ, **2009**, pp 33–416. (Review).

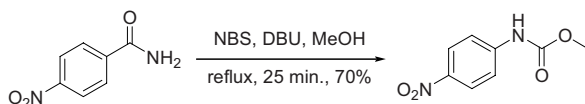
Hofmann rearrangement

Upon treatment of primary amides with hypohalites, primary amines with one less carbon are obtained *via* the intermediacy of isocyanate. Also known as the Hofmann degradation reaction.

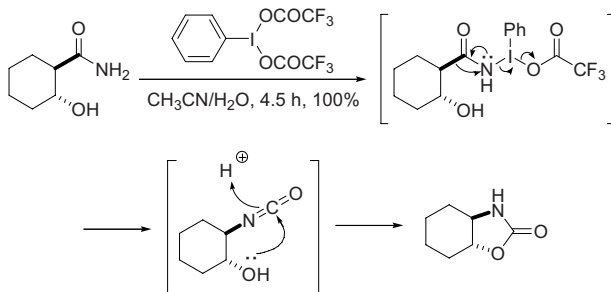


isocyanate intermediate

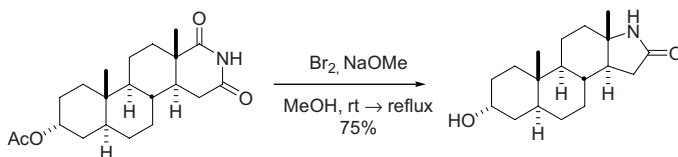
Example 1, NBS variant²

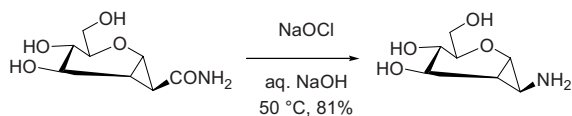
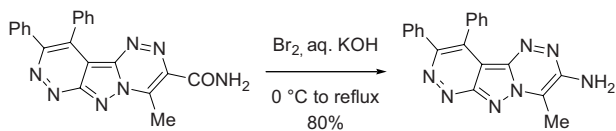
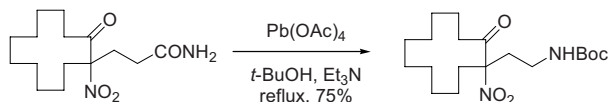


Example 2, Iodosobenzene diacetate⁵



Example 3, Bromine and alkoxide⁶



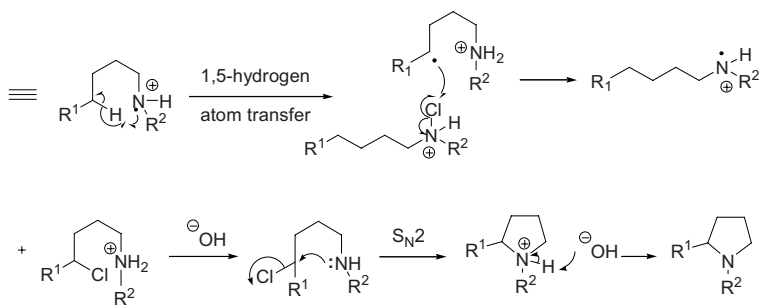
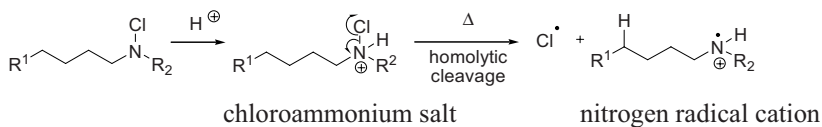
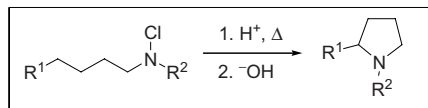
Example 4, Sodium hypochlorite⁷Example 5, The original conditions, bromine and hydroxide⁹Example 6, Lead tetraacetate¹⁰

References

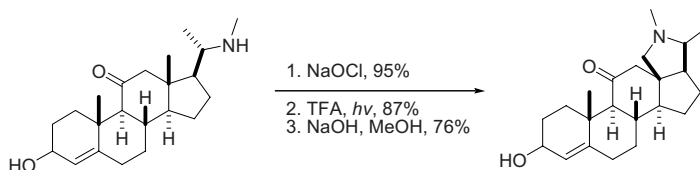
- Hofmann, A. W. *Ber.* **1881**, *14*, 2725–2736.
- Jew, S.-s.; Kang, M.-h. *Arch. Pharmacol Res.* **1994**, *17*, 490–491.
- Huang, X.; Seid, M.; Keillor, J. W. *J. Org. Chem.* **1997**, *62*, 7495–7496.
- Togo, H.; Nabana, T.; Yamaguchi, K. *J. Org. Chem.* **2000**, *65*, 8391–8394.
- Yu, C.; Jiang, Y.; Liu, B.; Hu, L. *Tetrahedron Lett.* **2001**, *42*, 1449–1452.
- Jiang, X.; Wang, J.; Hu, J.; Ge, Z.; Hu, Y.; Hu, H.; Covey, D. F. *Steroids* **2001**, *66*, 655–662.
- Stick, R. V.; Stubbs, K. A. *J. Carbohydr. Chem.* **2005**, *24*, 529–547.
- Moriarty, R. M. *J. Org. Chem.* **2005**, *70*, 2893–2903. (Review).
- El-Mariah, F.; Hosney, M.; Deeb, A. *Phosphorus, Sulfur Silicon Relat. Elem.* **2006**, *181*, 2505–2517.
- Jia, Y.-M.; Liang, X.-M.; Chang, L.; Wang, D.-Q. *Synthesis* **2007**, 744–748.
- Gribble, G. W. *Hofmann rearrangement*. In *Name Reactions for Homologations-Part II*; Li, J. J., Corey, E. J., Eds.; Wiley & Sons: Hoboken, NJ, **2009**, pp 164–199. (Review).

Hofmann–Löffler–Freytag reaction

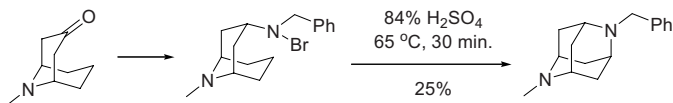
Formation of pyrrolidines or piperidines by thermal or photochemical decomposition of protonated *N*-haloamines.



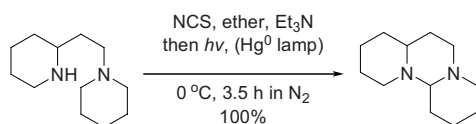
Example 1²

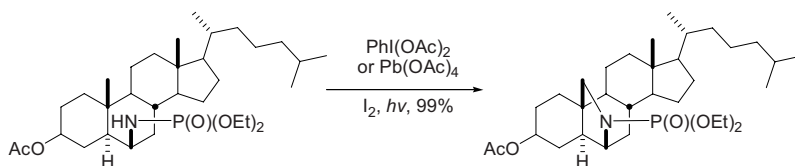
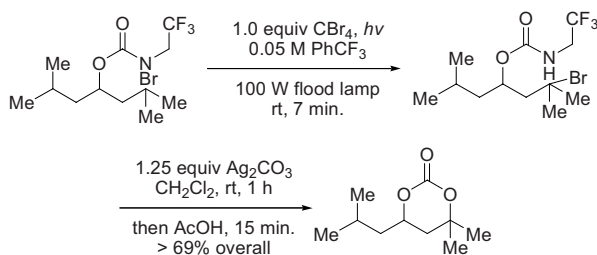


Example 2⁴



Example 3⁵



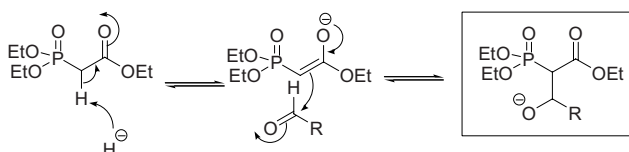
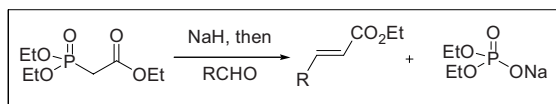
Example 4⁷Example 5¹²

References

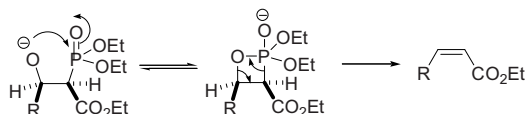
1. (a) Hofmann, A. W. *Ber.* **1883**, *16*, 558–560. (b) Löffler, K.; Freytag, C. *Ber.* **1909**, *42*, 3727.
2. Wolff, M. E.; Kerwin, J. F.; Owings, F. F.; Lewis, B. B.; Blank, B.; Magnani, A.; Karash, C.; Georgian, V. *J. Am. Chem. Soc.* **1960**, *82*, 4117–4118.
3. Wolff, M. E. *Chem. Rev.* **1963**, *63*, 55–64. (Review).
4. Dupeyre, R.-M.; Rassat, A. *Tetrahedron Lett.* **1973**, 2699–2701.
5. Kimura, M.; Ban, Y. *Synthesis* **1976**, 201–202.
6. Stella, L. *Angew. Chem., Int. Ed.* **1983**, *22*, 337–422. (Review).
7. Betancor, C.; Concepcion, J. I.; Hernandez, R.; Salazar, J. A.; Suarez, E. *J. Org. Chem.* **1983**, *48*, 4430–4432.
8. Majetich, G.; Wheless, K. *Tetrahedron* **1995**, *51*, 7095–7129. (Review).
9. Togo, H.; Katohgi, M. *Synlett* **2001**, 565–581. (Review).
10. Pellissier, H.; Santelli, M. *Org. Prep. Proced. Int.* **2001**, *33*, 455–476. (Review).
11. Li, J. J. *Hofmann–Löffler–Freytag Reaction*. In *Name Reactions in Heterocyclic Chemistry*; Li, J. J., Corey, E. J., Eds.; Wiley & Sons: Hoboken, NJ, **2005**, pp 89–97. (Review).
12. Chen, K.; Richter, J. M.; Baran, P. S. *J. Am. Chem. Soc.* **2008**, *130*, 17247–17249.

Horner–Wadsworth–Emmons reaction

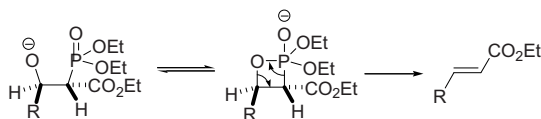
Olefin formation from aldehydes and phosphonates. Workup is more advantageous than the corresponding Wittig reaction because the phosphate by-product can be washed away with water. Typically gives the *trans*- rather than the *cis*-olefins.



The stereochemical outcome: *erythro* (kinetic) or *threo* (thermodynamic)

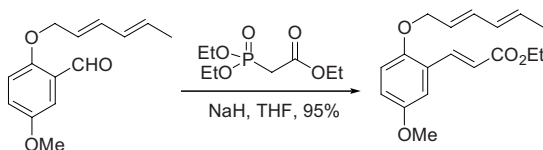


erythro, kinetic adduct

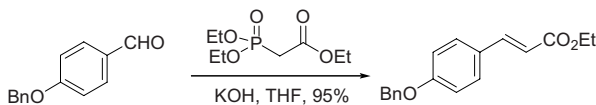


threo, thermodynamic adduct

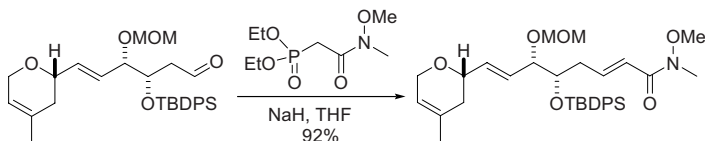
Example 1³

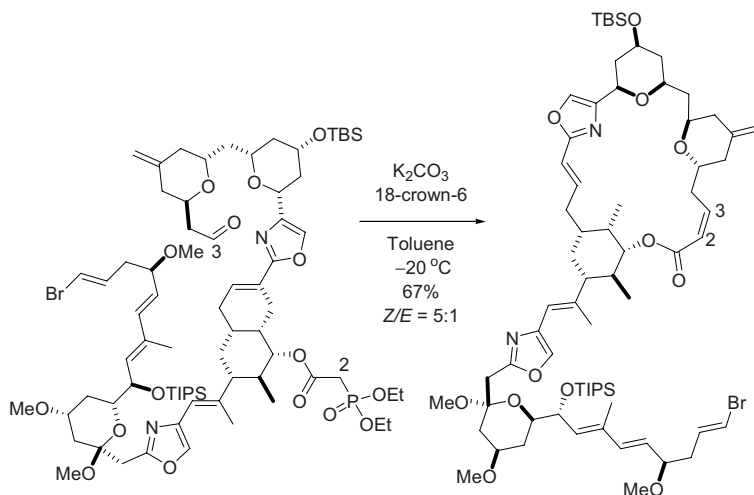


Example 2⁴



Example 3⁷



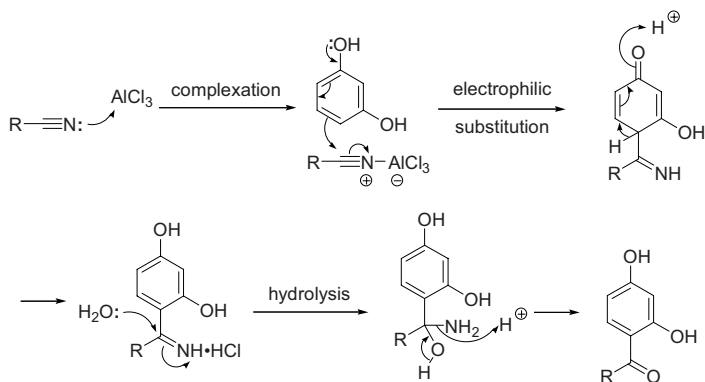
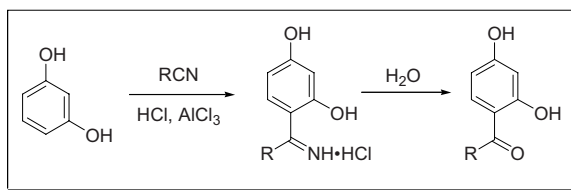
Example 4, Intramolecular Horner–Wadsworth–Emmons⁹

References

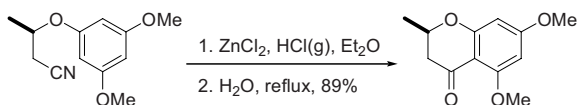
- (a) Horner, L.; Hoffmann, H.; Wippel, H. G.; Klahre, G. *Chem. Ber.* **1959**, *92*, 2499–2505. (b) Wadsworth, W. S., Jr.; Emmons, W. D. *J. Am. Chem. Soc.* **1961**, *83*, 1733–1738. (c) Wadsworth, D. H.; Schupp, O. E.; Seus, E. J.; Ford, J. A., Jr. *J. Org. Chem.* **1965**, *30*, 680–685.
- Maryanoff, B. E.; Reitz, A. B. *Chem. Rev.* **1989**, *89*, 863–927. (Review).
- Shair, M. D.; Yoon, T. Y.; Mosny, K. K.; Chou, T. C.; Danishefsky, S. J. *J. Am. Chem. Soc.* **1996**, *118*, 9509–9525.
- Nicolaou, K. C.; Boddy, C. N. C.; Li, H.; Koumbis, A. E.; Hughes, R. J.; Natarajan, S.; Jain, N. F.; Ramanjulu, J. M.; Bräse, S.; Solomon, M. E. *Chem. Eur. J.* **1999**, *5*, 2602–2621.
- Comins, D. L.; Ollinger, C. G. *Tetrahedron Lett.* **2001**, *42*, 4115–4118.
- Lattanzi, A.; Orelli, L. R.; Barone, P.; Massa, A.; Iannece, P.; Scettri, A. *Tetrahedron Lett.* **2003**, *44*, 1333–1337.
- Ahmed, A.; Hoegenauer, E. K.; Enev, V. S.; Hanbauer, M.; Kaehlig, H.; Öhler, E.; Mulzer, J. *J. Org. Chem.* **2003**, *68*, 3026–3042.
- Blasdel, L. K.; Myers, A. G. *Org. Lett.* **2005**, *7*, 4281–4283.
- Li, D.-R.; Zhang, D.-H.; Sun, C.-Y.; Zhang, J.-W.; Yang, L.; Chen, J.; Liu, B.; Su, C.; Zhou, W.-S.; Lin, G.-Q. *Chem. Eur. J.* **2006**, *12*, 1185–1204.
- Rong, F. *Horner–Wadsworth–Emmons reaction* in. In *Name Reactions for Homologations-Part I*; Li, J. J., Corey, E. J., Eds.; Wiley & Sons: Hoboken, NJ, **2009**, pp 420–466. (Review).

Houben–Hoesch reaction

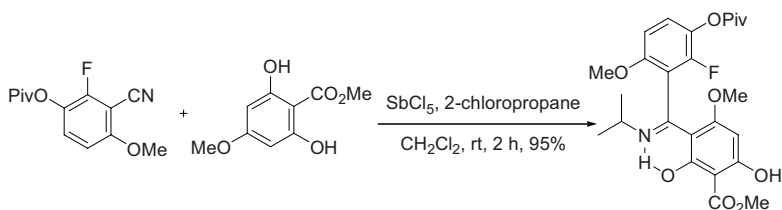
Acid-catalyzed acylation of phenols as well as phenolic ethers using nitriles.



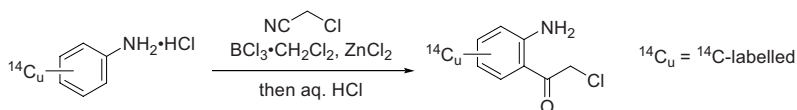
Example 1, Intramolecular Houben–Hoesch reaction³

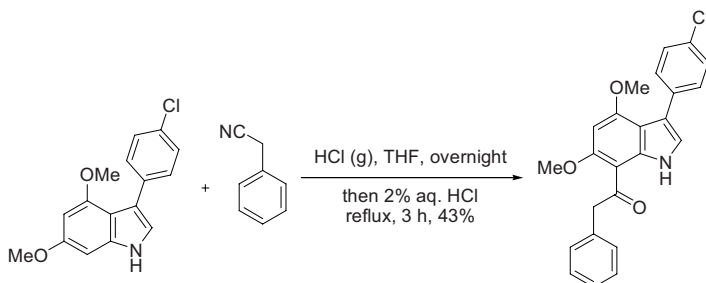


Example 2⁶



Example 3⁸



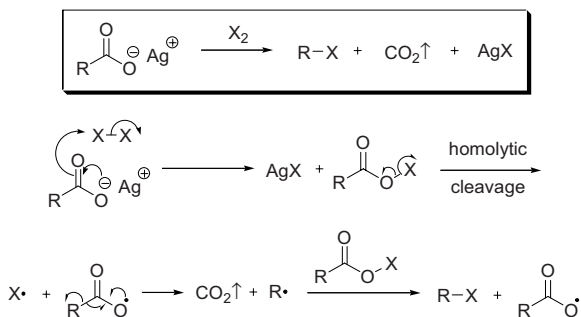
Example 4⁹

References

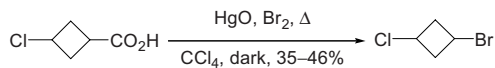
1. (a) Hoesch, K. *Ber.* **1915**, *48*, 1122–1133. Kurt Hoesch (1882–1932) was born in Krezau, Germany. He studied at Berlin under Emil Fischer. During WWI, Hoesch was Professor of Chemistry at the University of Istanbul, Turkey. After the war he gave up his scientific activities to devote himself to the management of a family business. (b) Houben, J. *Ber.* **1926**, *59*, 2878–2891.
2. Yato, M.; Ohwada, T.; Shudo, K. *J. Am. Chem. Soc.* **1991**, *113*, 691–692.
3. Rao, A. V. R.; Gaitonde, A. S.; Prakash, K. R. C.; Rao, S. P. *Tetrahedron Lett.* **1994**, *35*, 6347–6350.
4. Sato, Y.; Yato, M.; Ohwada, T.; Saito, S.; Shudo, K. *J. Am. Chem. Soc.* **1995**, *117*, 3037–3043.
5. Kawecki, R.; Mazurek, A. P.; Kozerski, L.; Maurin, J. K. *Synthesis* **1999**, 751–753.
6. Udvary, D. W.; Casillas, L. K.; Townsend, C. A. *J. Am. Chem. Soc.* **2002**, *124*, 5294–5303.
7. Sanchez-Viesca, F.; Gomez, M. R.; Berros, M. *Org. Prep. Proc. Int.* **2004**, *36*, 135–140.
8. Wager, C. A. B.; Miller, S. A. *J. Labelled Compd. Radiopharm.* **2006**, *49*, 615–622.
9. Black, D. St. C.; Kumar, N.; Wahyuningsih, T. D. *ARKIVOC* **2008**, (6), 42–51.

Hunsdiecker–Borodin reaction

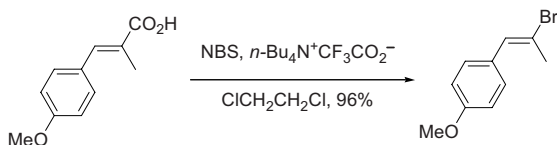
Conversion of silver carboxylate to halide by treatment with halogen.



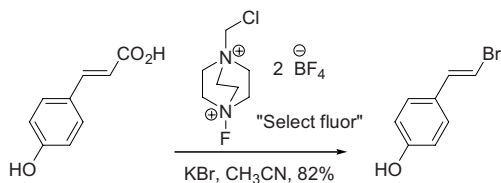
Example 1⁵



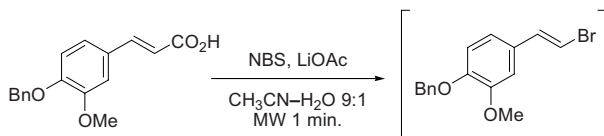
Example 2⁶

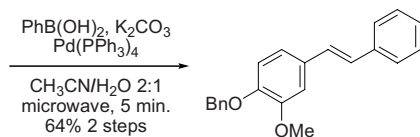


Example 3⁸



Example 4, One-pot microwave-Hunsdiecker–Borodin followed by Suzuki¹⁰



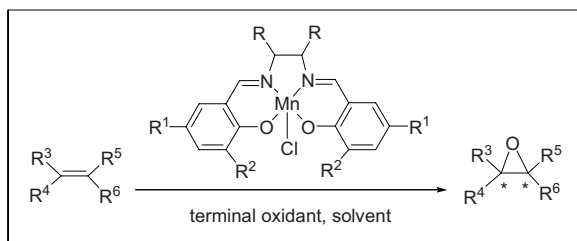


References

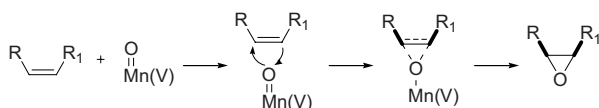
1. (a) Borodin, A. *Ann.* **1861**, *119*, 121–123. Aleksandr Porfirevič Borodin (1833–1887) was born in St Petersburg, the illegitimate son of a prince. He prepared methyl bromide from silver acetate in 1861, but another eighty years elapsed before Heinz and Cläre Hunsdiecker converted Borodin's synthesis into a general method, the Hunsdiecker or Hunsdiecker–Borodin reaction. Borodin was also an accomplished composer and is now best known for his musical masterpiece, opera Prince Egor. He kept a piano outside his laboratory. (b) Hunsdiecker, H.; Hunsdiecker, C. *Ber.* **1942**, *75*, 291–297. Cläre Hunsdiecker was born in 1903 and educated in Cologne. She developed the bromination of silver carboxylate alongside her husband, Heinz.
2. Sheldon, R. A.; Kochi, J. K. *Org. React.* **1972**, *19*, 326–421. (Review).
3. Barton, D. H. R.; Crich, D.; Motherwell, W. B. *Tetrahedron Lett.* **1983**, *24*, 4979–4982.
4. Crich, D. In *Comprehensive Organic Synthesis*; Trost, B. M.; Steven, V. L., Eds.; Pergamon, **1991**, Vol. 7, pp 723–734. (Review).
5. Lampman, G. M.; Aumiller, J. C. *Org. Synth.* **1988**, *Coll. Vol. 6*, 179.
6. Naskar, D.; Chowdhury, S.; Roy, S. *Tetrahedron Lett.* **1998**, *39*, 699–702.
7. Das, J. P.; Roy, S. *J. Org. Chem.* **2002**, *67*, 7861–7864.
8. Ye, C.; Shreeve, J. M. *J. Org. Chem.* **2004**, *69*, 8561–8563.
9. Li, J. J. *Hunsdiecker reaction*. In *Name Reactions for Functional Group Transformations*; Li, J. J., Corey, E. J., Eds., John Wiley & Sons: Hoboken, NJ, **2007**, pp 623–629. (Review).
10. Bazin, M.-A.; El Kihel, L.; Lancelot, J.-C.; Rault, S. *Tetrahedron Lett.* **2007**, *48*, 4347–4351.

Jacobsen–Katsuki epoxidation

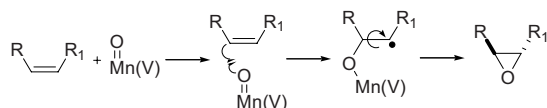
Mn(III)salen-catalyzed asymmetric epoxidation of (*Z*)-olefins.



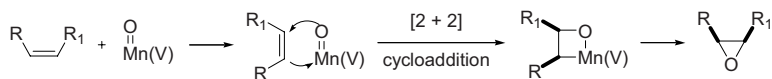
1. Concerted oxygen transfer (*cis*-epoxide):



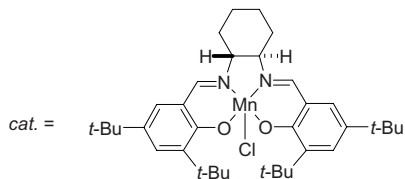
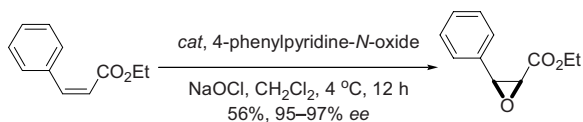
2. Oxygen transfer *via* radical intermediate (*trans*-epoxide):

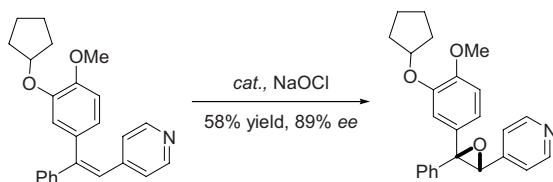
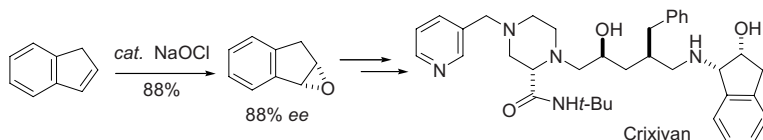


3. Oxygen transfer *via* manganooxetane intermediate (*cis*-epoxide):



Example 1²



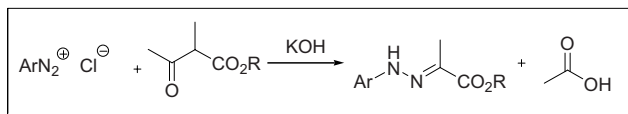
Example 2⁵Example 2⁶

References

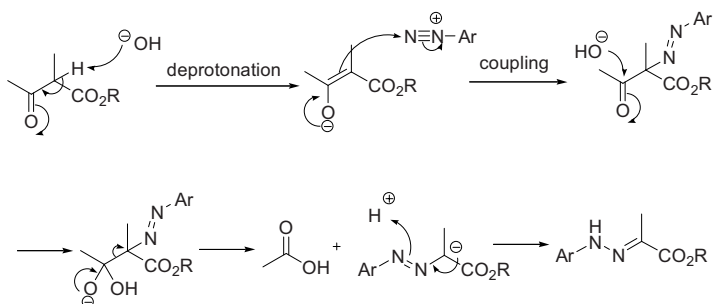
1. (a) Zhang, W.; Loebach, J. L.; Wilson, S. R.; Jacobsen, E. N. *J. Am. Chem. Soc.* **1990**, *112*, 2801–2903. (b) Irie, R.; Noda, K.; Ito, Y.; Matsumoto, N.; Katsuki, T. *Tetrahedron Lett.* **1990**, *31*, 7345–7348. (c) Irie, R.; Noda, K.; Ito, Y.; Katsuki, T. *Tetrahedron Lett.* **1991**, *32*, 1055–1058. (d) Deng, L.; Jacobsen, E. N. *J. Org. Chem.* **1992**, *57*, 4320–4323. (e) Palucki, M.; McCormick, G. J.; Jacobsen, E. N. *Tetrahedron Lett.* **1995**, *36*, 5457–5460.
2. Zhang, W.; Jacobsen, E. N. *J. Org. Chem.* **1991**, *56*, 2296–2298.
3. Jacobsen, E. N. In *Catalytic Asymmetric Synthesis*; Ojima, I., Ed.; VCH: Weinheim, New York, **1993**, Ch. 4.2. (Review).
4. Jacobsen, E. N. In *Comprehensive Organometallic Chemistry II*, Eds. G. W. Wilkinson, F. G. A. Stone, E. W. Abel, L. S. Hege, Pergamon, New York, **1995**, vol 12, Chapter 11.1. (Review).
5. Lynch, J. E.; Choi, W.-B.; Churchill, H. R. O.; Volante, R. P.; Reamer, R. A.; Ball, R. G. *J. Org. Chem.* **1997**, *62*, 9223–9228.
6. Senananyake, C. H. *Aldrichimica Acta* **1998**, *31*, 3–15. (Review).
7. Jacobsen, E. N.; Wu, M. H. In *Comprehensive Asymmetric Catalysis*, Jacobsen, E. N.; Pfaltz, A.; Yamamoto, H. Eds.; Springer: New York; **1999**, Chapter 18.2. (Review).
8. Katsuki, T. In *Catalytic Asymmetric Synthesis*; 2nd edn.; Ojima, I., Ed.; Wiley-VCH: New York, **2000**, 287. (Review).
9. Katsuki, T. *Synlett* **2003**, 281–297. (Review).
10. Palucki, M. *Jacobsen–Katsuki epoxidation*. In *Name Reactions in Heterocyclic Chemistry*; Li, J. J., Corey, E. J., Eds.; Wiley & Sons: Hoboken, NJ, **2005**, pp 29–43. (Review).
11. Engelhardt, U.; Linker, T. *Chem. Commun.* **2005**, 1152–1154.
12. Fernandez de la Pradilla, R.; Castellanos, A.; Osante, I.; Colomer, I.; Sanchez, M. I. *J. Org. Chem.* **2009**, *74*, 170–181.

Japp–Klingemann hydrazone synthesis

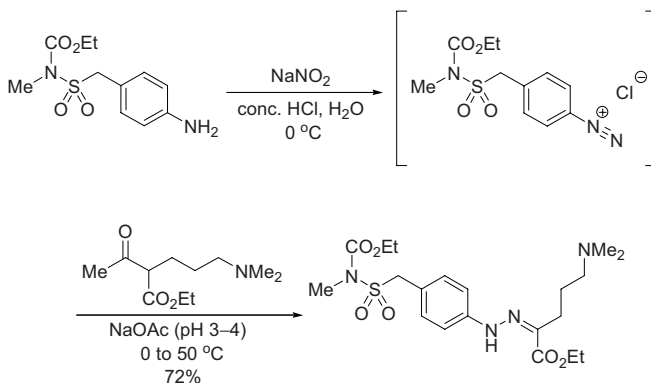
Hydrazones from β -ketoesters and diazonium salts with the acid or base.



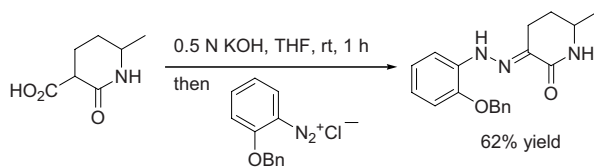
Diazonium salt β -keto-ester hydrazone

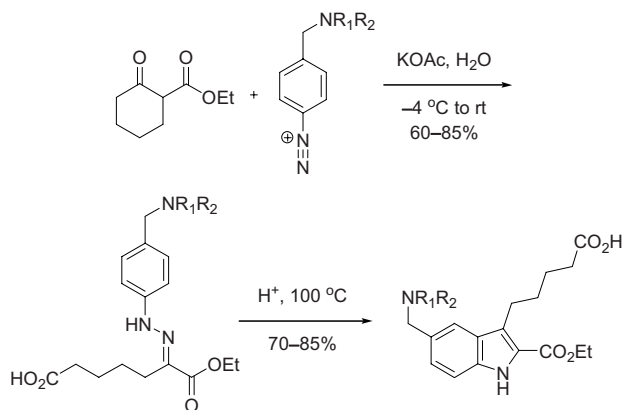


Example 1⁴



Example 2⁶



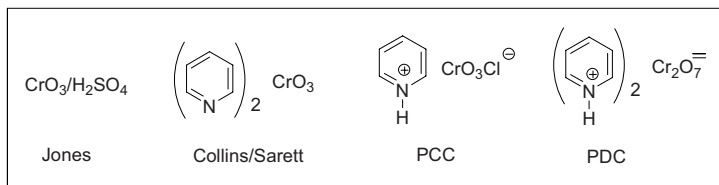
Example 3¹⁰

References

1. (a) Japp, F. R.; Klingemann, F. *Ber.* **1887**, *20*, 2942–2944. (b) Japp, F. R.; Klingemann, F. *Ber.* **1887**, *21*, 2934–2936. (c) Japp, F. R.; Klingemann, F. *Ber.* **1887**, *20*, 3398–3401. (d) Japp, F. R.; Klingemann, F. *Ann.* **1888**, *247*, 190–225. (e) Japp, F. R.; Klingemann, F. *J. Chem. Soc.* **1888**, *53*, 519–544.
2. Phillips, R. R. *Org. React.* **1959**; *10*, 143–178. (Review).
3. Loubinoux, B.; Sinnes, J.-L.; O’Sullivan, A. C.; Winkler, T. *J. Org. Chem.* **1995**, *60*, 953–959.
4. Pete, B.; Bitter, I.; Harsanyi, K.; Toke, L. *Heterocycles* **2000**, *53*, 665–673.
5. Atlan, V.; Kaim, L. E.; Supiot, C. *Chem. Commun.* **2000**, 1385–1386.
6. Dubash, N. P.; Mangu, N. K.; Satyam, A. *Synth. Commun.* **2004**, *34*, 1791–1799.
7. He, W.; Zhang, B.-L.; Li, Z.-J.; Zhang, S.-Y. *Synth. Commun.* **2005**, *35*, 1359–1368.
8. Li, J. *Japp–Klingemann hydrazone synthesis*. In *Name Reactions for Functional Group Transformations*; Li, J. J., Corey, E. J., eds.; John Wiley & Sons: Hoboken, NJ, **2007**, pp 630–634. (Review).
9. Chen, Y.; Shibata, M.; Rajeswaran, M.; Srikrishnan, T.; Dugar, S.; Pandey, R. K. *Tetrahedron Lett.* **2007**, *48*, 2353–2356.
10. Pete, B. *Tetrahedron Lett.* **2008**, *49*, 2835–2838.

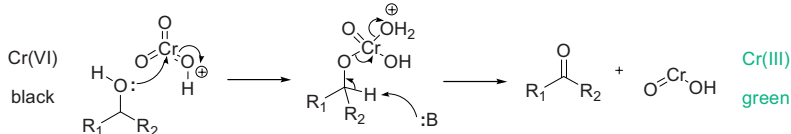
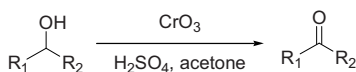
Jones oxidation

The **Collins/Sarett oxidation** (chromium trioxide-pyridine complex), and **Corey's PCC** (pyridinium chlorochromate) and **PDC** (pyridinium dichromate) oxidations follow a similar pathway as the **Jones oxidation** (chromium trioxide and sulfuric acid in acetone). All these oxidants have a chromium (VI), normally black or yellow, which is reduced to Cr(IV), often green.

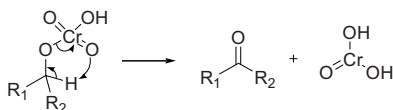


Jones oxidation

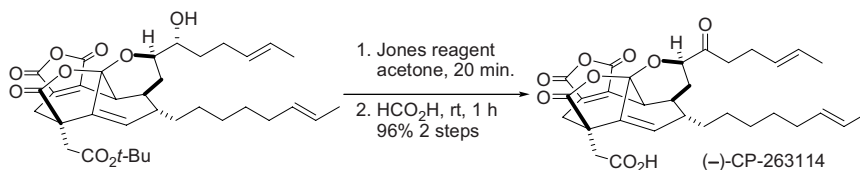
By the Jones oxidation, the primary alcohols are oxidized to the corresponding aldehyde or carboxylic acids, whereas the secondary alcohols are oxidized to the corresponding ketones.

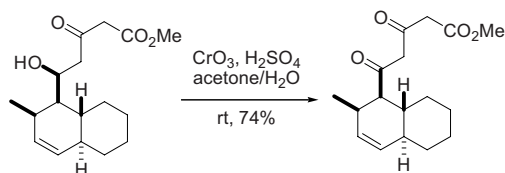
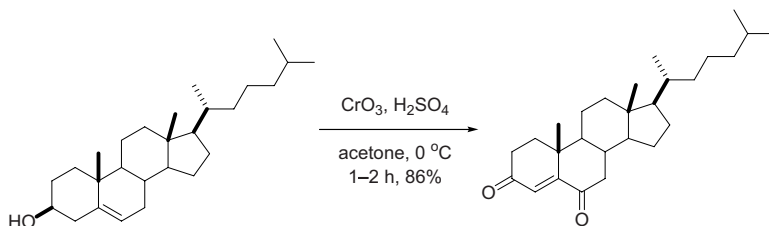


The intramolecular mechanism is also operative:



Example 1⁶



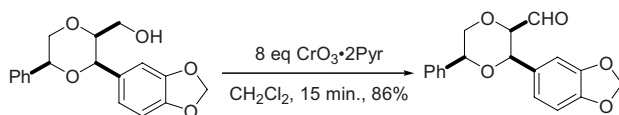
Example 2⁷Example 3¹⁹

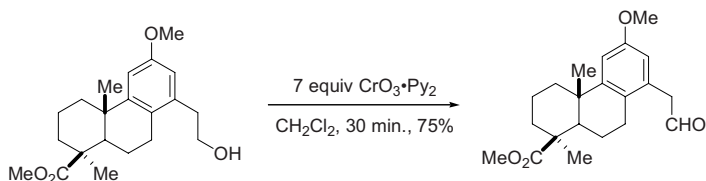
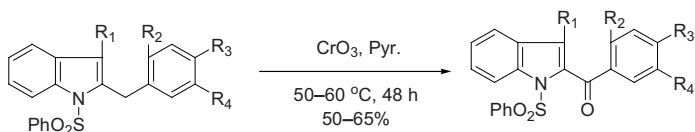
References

- Bowden, K.; Heilbron, I. M.; Jones, E. R. H.; Weedon, B. C. L. *J. Chem. Soc.* **1946**, 39–45. Ewart R. H. (Tim) Jones worked with Ian M. Heilbron at Imperial College. Jones later succeeded Robert Robinson to become the prestigious Chair of Organic Chemistry at Manchester. *The recipe for the Jones reagent: 25 g CrO_3 , 25 mL conc. H_2SO_4 , and 70 mL H_2O .*
- Ratcliffe, R. W. *Org. Synth.* **1973**, *53*, 1852.
- Vanmaele, L.; De Clerq, P.; Vandewalle, M. *Tetrahedron Lett.* **1982**, *23*, 995–998.
- Luzzio, F. A. *Org. React.* **1998**, *53*, 1–222. (Review).
- Zhao, M.; Li, J.; Song, Z.; Desmond, R. J.; Tschaen, D. M.; Grabowski, E. J. J.; Reider, P. J. *Tetrahedron Lett.* **1998**, *39*, 5323–5326. (Catalytic CrO_3 oxidation).
- Waizumi, N.; Itoh, T.; Fukuyama, T. *J. Am. Chem. Soc.* **2000**, *122*, 7825–7826.
- Hagiwara, H.; Kobayashi, K.; Miya, S.; Hoshi, T.; Suzuki, T.; Ando, M. *Org. Lett.* **2001**, *3*, 251–254.
- Fernandes, R. A.; Kumar, P. *Tetrahedron Lett.* **2003**, *44*, 1275–1278.
- Hunter, A. C.; Priest, S.-M. *Steroids* **2006**, *71*, 30–33.
- Dong, J.; Chen, W.; Wang, S.; Zhang, J. *J. Chromatogr., B* **2007**, *858*, 239–246.

Collins–Sarett oxidation

Different from the Jones oxidation, the Collins–Sarett oxidation converts primary alcohols to the corresponding aldehydes.

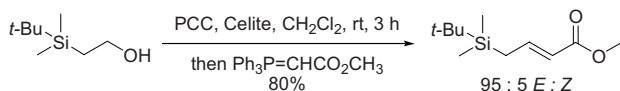
Example 1⁵

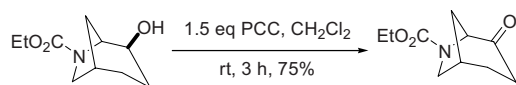
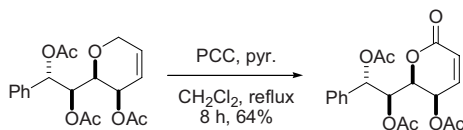
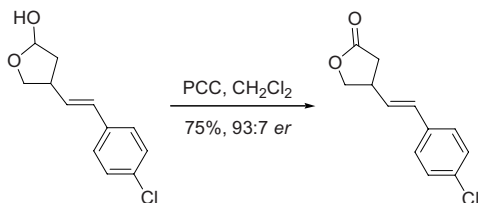
Example 2⁷Example 3⁹

References

- Poos, G. I.; Arth, G. E.; Beyler, R. E.; Sarett, L. H. *J. Am. Chem. Soc.* **1953**, *75*, 422–429.
- Collins, J. C.; Hess, W. W.; Frank, F. J. *Tetrahedron Lett.* **1968**, 3363–3366. J. C. Collins was a chemist at Sterling-Winthrop in Rensselaer, New York.
- Collins, J. C.; Hess, W. W. *Org. Synth.* **1972**, *Coll. Vol. V*, 310.
- Hill, R. K.; Fracheboud, M. G.; Sawada, S.; Carlson, R. M.; Yan, S.-J. *Tetrahedron Lett.* **1978**, 945–948.
- Krow, G. R.; Shaw, D. A.; Szczepanski, S.; Ramjit, H. *Synth. Commun.* **1984**, *14*, 429–433.
- Li, M.; Johnson, M. E. *Synth. Commun.* **1995**, *25*, 533–537.
- Harris, P. W. R.; Woodgate, P. D. *Tetrahedron* **2000**, *56*, 4001–4015.
- Nguyen-Trung, N. Q.; Botta, O.; Terenzi, S.; Strazewski, P. *J. Org. Chem.* **2003**, *68*, 2038–2041.
- Arumugam, N.; Srinivasan, P. C. *Synth. Commun.* **2003**, *33*, 2313–2320.

PCC oxidation

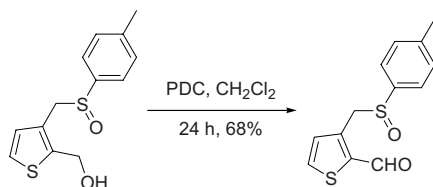
Example 1, One-pot PCC–Wittig reactions²


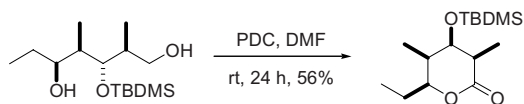
Example 2³Example 3⁴Example 4⁵

References

1. Corey, E. J.; Suggs, W. *Tetrahedron Lett.* **1975**, *16*, 2647–2650.
2. Bressette, A. R.; Glover, L. C., IV *Synlett* **2004**, 738–740.
3. Breining, S. R.; Bhatti, B. S.; Hawkins, G. D.; Miao, L.; Mazurov, A.; Phillips, T. Y.; Miller, C. H. WO2005037832 (**2005**).
4. Srikanth, G. S. C.; Krishna, U. M.; Trivedi, G. K.; Cannon, J. F. *Tetrahedron* **2006**, *62*, 11165–11171.
5. Kim, S.-G. *Tetrahedron Lett.* **2008**, *49*, 6148–6151.

PDC oxidation

Example 1²

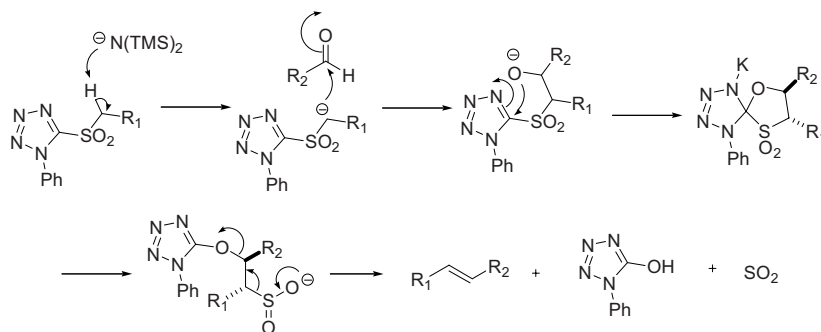
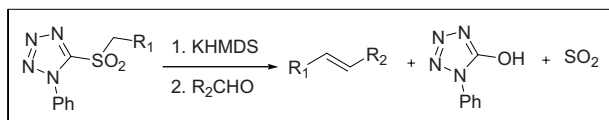
Example 2, Cleavage of primary carbon–boron bond³Example 3⁴

References

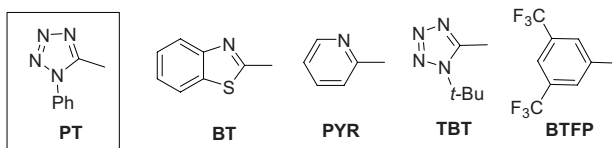
- 1 Corey, E. J.; Schmidt, G. *Tetrahedron Lett.* **1979**, 399–402.
- 2 Terpstra, J. W.; Van Leusen, A. M. *J. Org. Chem.* **1986**, *51*, 230–208.
- 3 Brown, H. C.; Kulkarni, S. V.; Khanna, V. V.; Patil, V. D.; Racherla, U. S. *J. Org. Chem.* **1992**, *57*, 6173–6177.
- 4 Chênevert, R. Courchene, G.; Caron, D. *Tetrahedron: Asymmetry* **2003**, 2567–2571.
- 5 Jordão, A. K. *Synlett* **2006**, 3364–3365. (Review).

Julia–Kocienski olefination

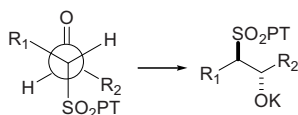
Modified one-pot Julia olefination to give predominantly (*E*)-olefins from heteroarylsulfones and aldehydes. A sulfone reduction step is *not* required.



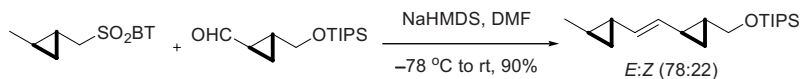
Alternatives to tetrazole:



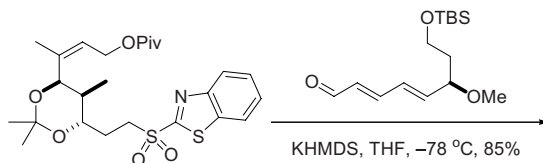
The use of larger counterion (such as K^+) and polar solvents (such as DME) favors an open transition state (PT = phenyltetrazolyl):

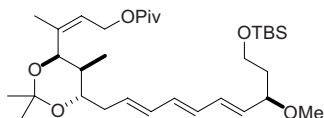
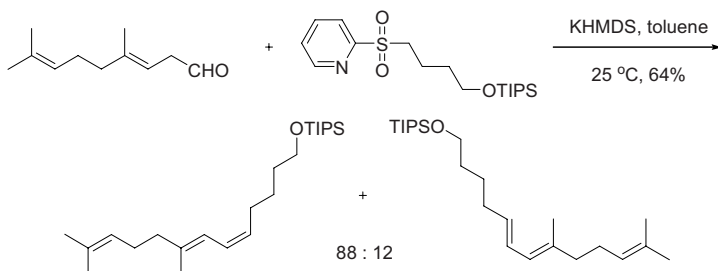
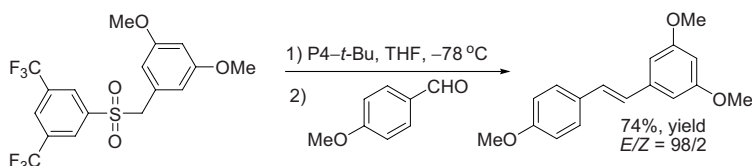


Example 1, (BT = benzothiazole)²



Example 2³



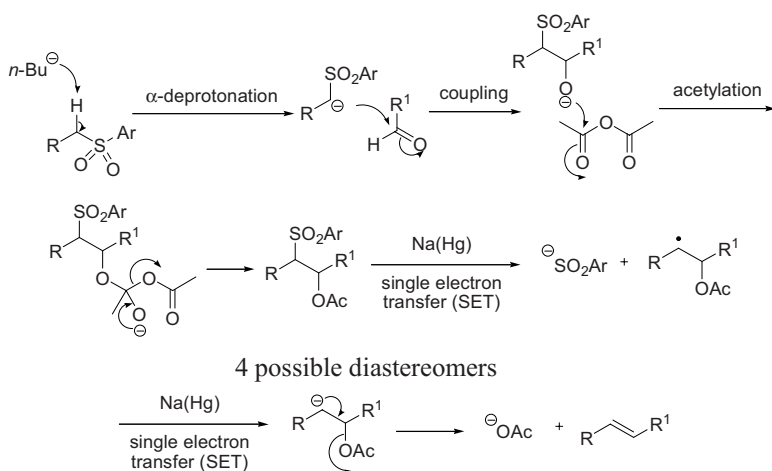
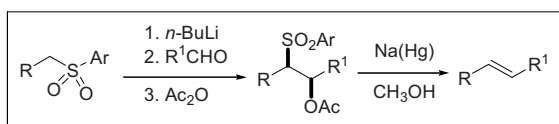
Example 3⁷Example 4⁸

References

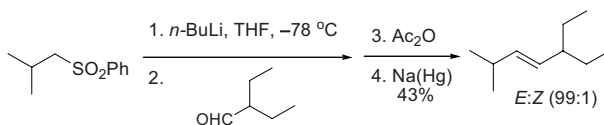
- (a) Baudin, J. B.; Hareau, G.; Julia, S. A.; Ruel, O. *Tetrahedron Lett.* **1991**, *32*, 1175–1178. (b) Baudin, J. B.; Hareau, G.; Julia, S. A.; Ruel, O. *Bull. Soc. Chim. Fr.* **1993**, *130*, 336–357. (c) Baudin, J. B.; Hareau, G.; Julia, S. A.; Loene, R.; Ruel, O. *Bull. Soc. Chim. Fr.* **1993**, *130*, 856–878. (d) Blakemore, P. R.; Cole, W. J.; Kocienski, P. J.; Morely, A. *Synlett* **1998**, 26–28.
- Charette, A. B.; Lebel, H. *J. Am. Chem. Soc.* **1996**, *118*, 10327–10328.
- Blakemore, P. R.; Kocienski, P. J.; Morley, A.; Muir, K. *J. Chem. Soc., Perkin Trans. 1* **1999**, 955–968.
- Williams, D. R.; Brooks, D. A.; Berliner, M. A. *J. Am. Chem. Soc.* **1999**, *121*, 4924–4925.
- Kocienski, P. J.; Bell, A.; Blakemore, P. R. *Synlett* **2000**, 365–366.
- Liu, P.; Jacobsen, E. N. *J. Am. Chem. Soc.* **2001**, *123*, 10772–10773.
- Charette, A. B.; Berthelette, C.; St-Martin, D. *Tetrahedron Lett.* **2001**, *42*, 5149–5153.
- Alonso, D. A.; Najera, C.; Varea, M. *Tetrahedron Lett.* **2004**, *45*, 573–577.
- Alonso, D. A.; Fuensanta, M.; Najera, C.; Varea, M. *J. Org. Chem.* **2005**, *70*, 6404.
- Rong, F. *Julia–Lythgoe olefination*. In *Name Reactions for Homologations-Part I*; Li, J. J., Corey, E. J., Eds.; Wiley & Sons: Hoboken, NJ, **2009**, pp 447–473. (Review).

Julia–Lythgoe olefination

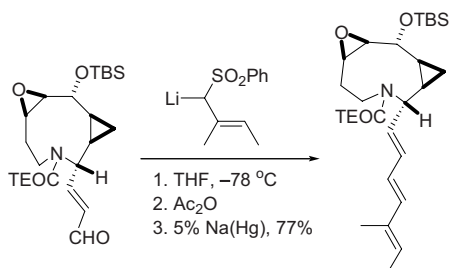
(*E*)-Olefins from sulfones and aldehydes.



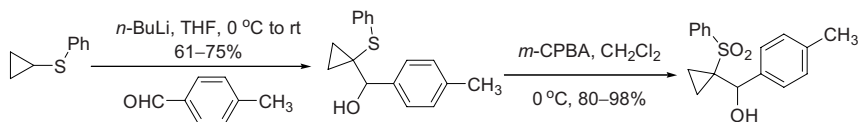
Example 1²

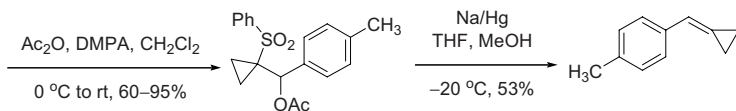
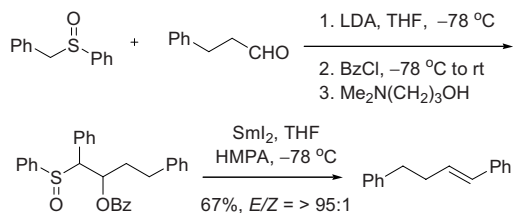


Example 2³



Example 3⁷



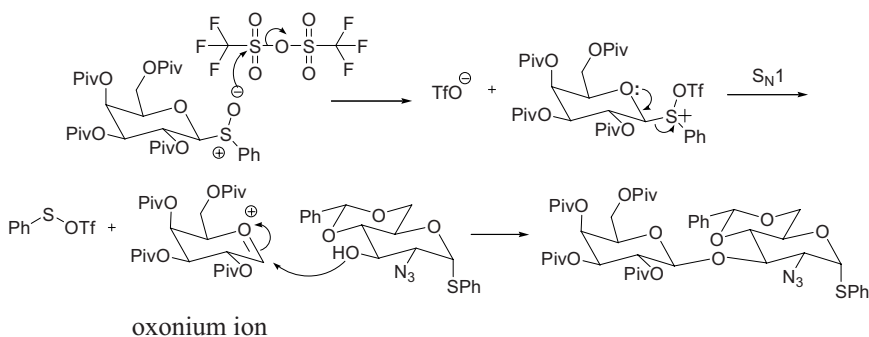
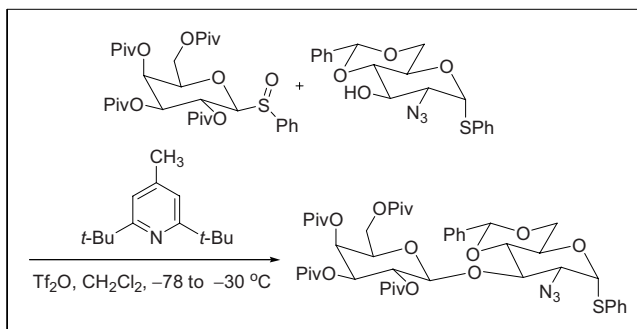
Example 4⁸

References

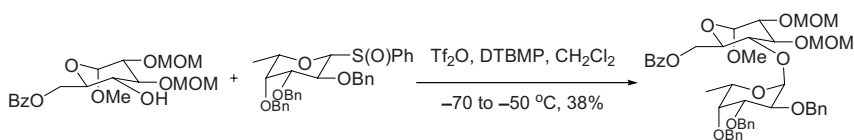
1. (a) Julia, M.; Paris, J. M. *Tetrahedron. Lett.* **1973**, 4833–4836. (b) Lythgoe, B. *J. Chem. Soc., Perkin Trans. 1* **1978**, 834–837.
2. Kocienski, P. J.; Lythgoe, B.; Waterhouse, I. *J. Chem. Soc., Perkin Trans. 1* **1980**, 1045–1050.
3. Kim, G.; Chu-Moyer, M. Y.; Danishefsky, S. J. *J. Am. Chem. Soc.* **1990**, *112*, 2003–2005.
4. Keck, G. E.; Savin, K. A.; Weglarz, M. A. *J. Org. Chem.* **1995**, *60*, 3194–3204.
5. Breit, B. *Angew. Chem., Int. Ed.* **1998**, *37*, 453–456.
6. Marino, J. P.; McClure, M. S.; Holub, D. P.; Comasseto, J. V.; Tucci, F. C. *J. Am. Chem. Soc.* **2002**, *124*, 1664–1668.
7. Bernard, A. M.; Frongia, A.; Piras, P. P.; Secci, F. *Synlett* **2004**, *6*, 1064–1068.
8. Pospíšil, J.; Pospíšil, T.; Markó, I. E. *Org. Lett.* **2005**, *7*, 2373–2376.
9. Gollner, A.; Mulzer, J. *Org. Lett.* **2008**, *10*, 4701–4704.
10. Rong, F. *Julia–Lythgoe olefination*. In *Name Reactions for Homologations-Part I*; Li, J. J., Corey, E. J., Eds.; Wiley & Sons: Hoboken, NJ, **2009**, pp 447–473. (Review).

Kahne glycosidation

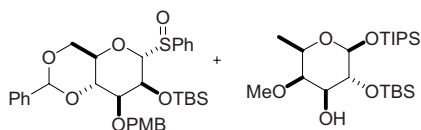
Diastereoselective glycosidation of a sulfoxide at the anomeric center as the glycosyl acceptor. The sulfoxide activation is achieved using Tf_2O .

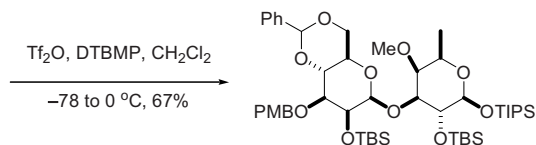


Example 1^d

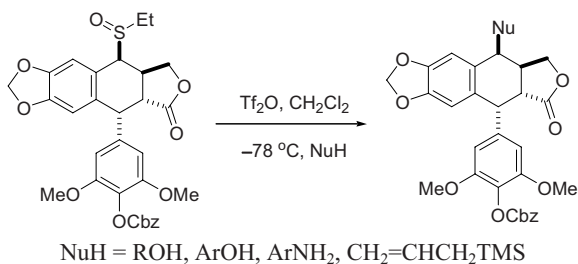


Example 2⁴





Example 3, Reverse Kahne-type glycosylation⁶

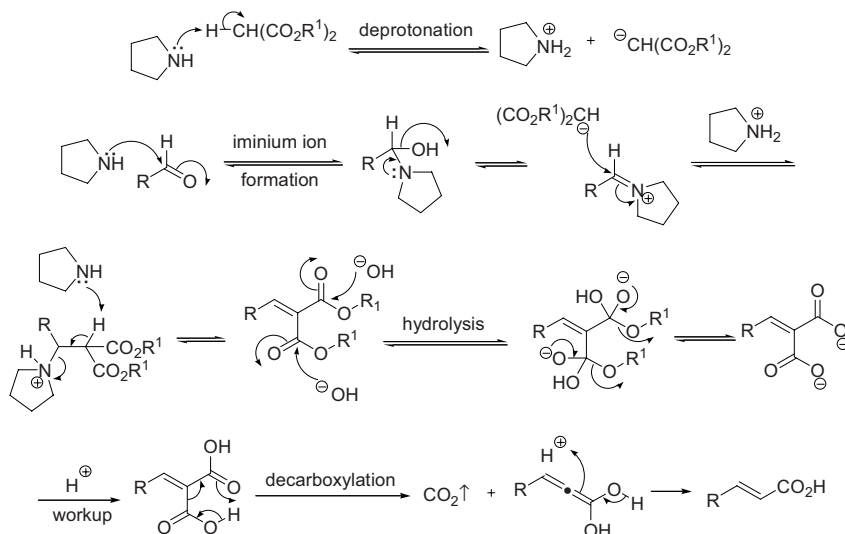
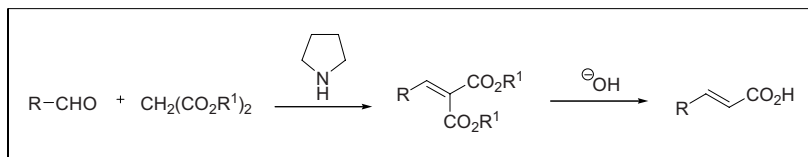


References

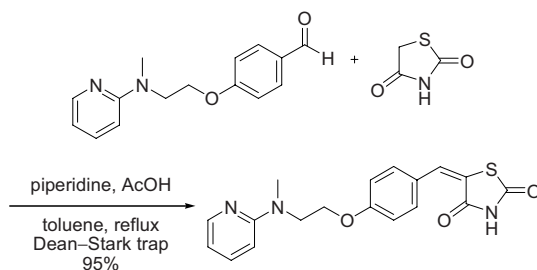
1. (a) Kahne, D.; Walker, S.; Cheng, Y.; Van Engen, D. *J. Am. Chem. Soc.* **1989**, *111*, 6881–6882. (b) Yan, L.; Taylor, C. M.; Goodnow, R., Jr.; Kahne, D. *J. Am. Chem. Soc.* **1994**, *116*, 6953–6954. (c) Yan, L.; Kahne, D. *J. Am. Chem. Soc.* **1996**, *118*, 9239–9248. (d) Gildersleeve, J.; Pascal, R. A.; Kahne, D. *J. Am. Chem. Soc.* **1998**, *120*, 5961–5969. Daniel Kahne now teaches at Harvard University.
2. Boeckman, R. K., Jr.; Liu, Y. *J. Org. Chem.* **1996**, *61*, 7984–7985.
3. Crich, D.; Sun, S. *J. Am. Chem. Soc.* **1998**, *120*, 435–436.
4. Crich, D.; Li, H. *J. Org. Chem.* **2000**, *65*, 801–805.
5. Nicolaou, K. C.; Rodríguez, R. M.; Mitchell, H. J.; Suzuki, H.; Fylaktakidou, K. C.; Baudoin, O.; van Delft, F. L. *Chem. Eur. J.* **2000**, *6*, 3095–3115.
6. Berkowitz, D. B.; Choi, S.; Bhuniya, D.; Shoemaker, R. K. *Org. Lett.* **2000**, *2*, 1149–1152.
7. Crich, D.; Li, H.; Yao, Q.; Wink, D. J.; Sommer, R. D.; Rheingold, A. L. *J. Am. Chem. Soc.* **2001**, *123*, 5826–5828.
8. Crich, D.; Lim, L. B. L. *Org. React.* **2004**, *64*, 115–251. (Review).

Knoevenagel condensation

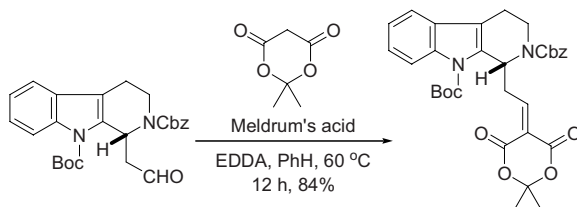
Condensation between carbonyl compounds and activated methylene compounds catalyzed by amines.



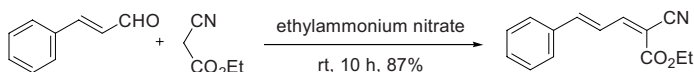
Example 1³



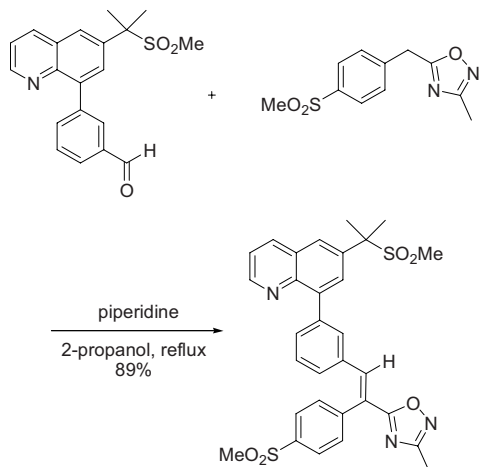
Example 2, EDDA = Ethylenediamine diacetate⁵



Example 3, Using ionic liquid ethylammonium nitrate (EAN) as solvent⁸



Example 4⁹

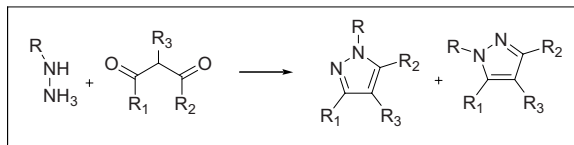


References

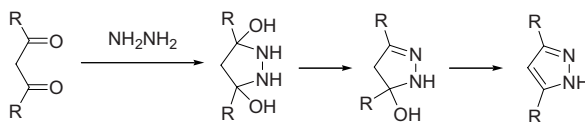
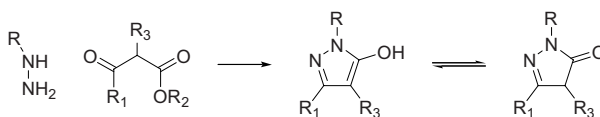
1. Knoevenagel, E. *Ber.* **1898**, *31*, 2596–2619. Emil Knoevenagel (1865–1921) was born in Hannover, Germany. He studied at Göttingen under Victor Meyer and Gattermann, receiving a Ph.D. in 1889. He became a full professor at Heidelberg in 1900. When WWI broke out in 1914, Knoevenagel was one of the first to enlist and rose to the rank of staff officer. After the war, he returned to his academic work until his sudden death during an appendectomy.
2. Jones, G. *Org. React.* **1967**, *15*, 204–599. (Review).
3. Cantello, B. C. C.; Cawthornre, M. A.; Cottam, G. P.; Duff, P. T.; Haigh, D.; Hindley, R. M.; Lister, C. A.; Smith, S. A. Thurlby, P. L. *J. Med. Chem.* **1994**, *37*, 3977–3985.
4. Paquette, L. A.; Kern, B. E.; Mendez-Andino, J. *Tetrahedron Lett.* **1999**, *40*, 4129–4132.
5. Tietze, L. F.; Zhou, Y. *Angew. Chem., Int. Ed.* **1999**, *38*, 2045–2047.
6. Pearson, A. J.; Mesaros, E. F. *Org. Lett.* **2002**, *4*, 2001–2004.
7. Kourouli, T.; Kefalas, P.; Ragoussis, N.; Ragoussis, V. *J. Org. Chem.* **2002**, *67*, 4615–4618.
8. Hu, Y.; Chen, J.; Le, Z.-G.; Zheng, Q.-G. *Synth. Commun.* **2005**, *35*, 739–744.
9. Conlon, D. A.; Drahus-Paone, A.; Ho, G.-J.; Pipik, B.; Helmy, R.; McNamara, J. M.; Shi, Y.-J.; Williams, J. M.; MacDonald, D. *Org. Process Res. Dev.* **2006**, *10*, 36–45.
10. Rong, F. *Julia–Lythgoe olefination*. In *Name Reactions for Homologations-Part I*; Li, J. J., Corey, E. J., Eds.; Wiley & Sons: Hoboken, NJ, **2009**, pp 474–501. (Review).

Knorr pyrazole synthesis

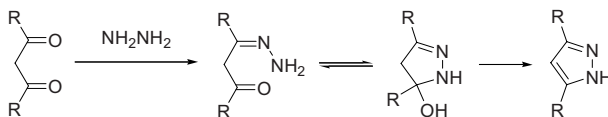
Reaction of hydrazine or substituted hydrazine with 1,3-dicarbonyl compounds to provide the pyrazole or pyrazolone ring system. Cf. Paal–Knorr pyrrole synthesis (page 411).



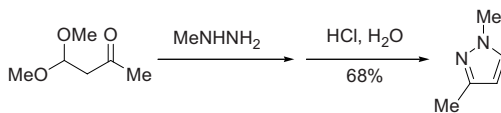
R = H, Alkyl, Aryl, Het-aryl, Acyl, *etc.*



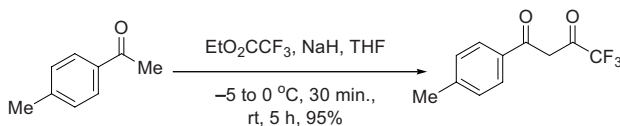
Alternatively,

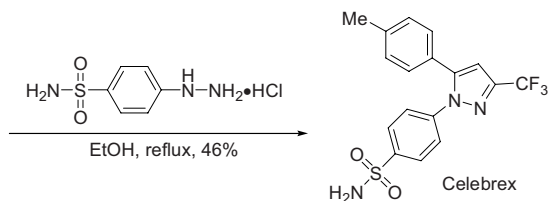


Example 1²



Example 2⁸



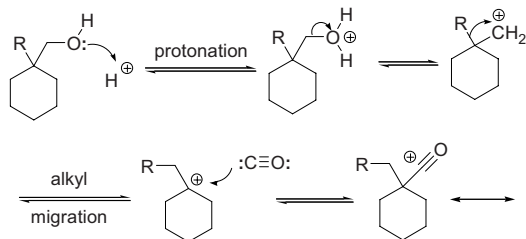
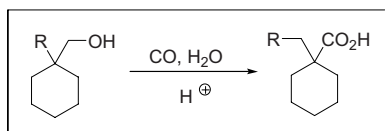


References

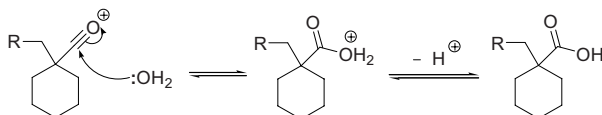
- 1 (a) Knorr, L. *Ber* **1883**, *16*, 2597. Ludwig Knorr (1859–1921) was born near Munich, Germany. After studying under Volhard, Emil Fischer, and Bunsen, he was appointed professor of chemistry at Jena. Knorr made tremendous contributions in the synthesis of heterocycles in addition to discovering the important pyrazolone drug, pyrine. (b) Knorr, L. *Ber* **1884**, *17*, 546, 2032. (c) Knorr, L. *Ber*. **1885**, *18*, 311. (d) Knorr, L. *Ann.* **1887**, 238, 137.
- 2 Burness, D. M. *J. Org. Chem.* **1956**, *21*, 97–101.
- 3 Jacobs, T. L. in *Heterocyclic Compounds*, Elderfield, R. C., Ed.; Wiley: New York, **1957**, *5*, 45. (Review).
- 4 *Houben–Weyl*, **1967**, *10/2*, 539, 587, 589, 590. (Review).
- 5 Elguero, J., In *Comprehensive Heterocyclic Chemistry II*, Katritzky, A. R.; Rees, C. W.: Scriven, E. F. V., Eds; Elsevier: Oxford, **1996**, *3*, 1. (Review).
- 6 Stanovnik, E.; Svete, J. In *Science of Synthesis*, **2002**, *12*, 15; Neier, R., Ed.; Thieme. (Review).
- 7 Sakya, S. M. *Knorr Pyrazole Synthesis*. In *Name Reactions in Heterocyclic Chemistry*; Li, J. J., Corey, E. J., Eds, Wiley & Sons: Hoboken, NJ, **2005**, pp 292–300. (Review).
- 8 Ahlstrom, M. M.; Ridderstroem, M.; Zamora, I.; Luthman, K. *J. Med. Chem.* **2007**, *50*, 4444–4452.

Koch–Haaf carbonylation

Strong acid-catalyzed tertiary carboxylic acid formation from alcohols or olefins and CO.

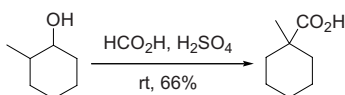


The tertiary carbocation is thermodynamically favored

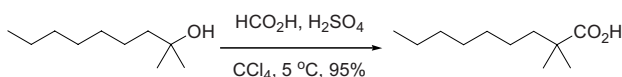


acylium ion

Example 1³



Example 2⁵

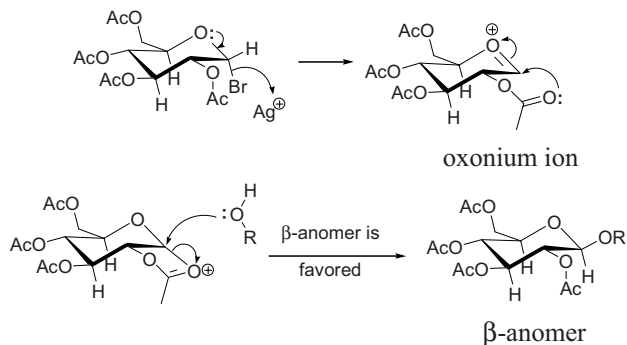
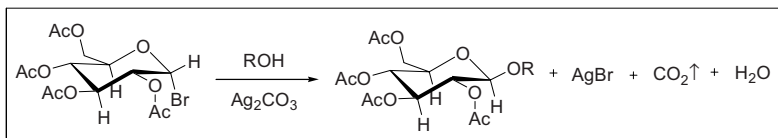


References

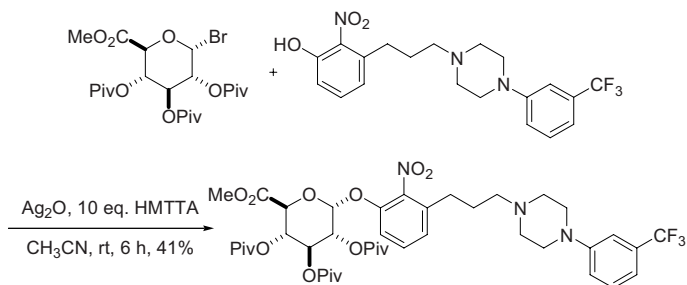
1. Koch, H.; Haaf, W. *Ann.* **1958**, *618*, 251–266.
2. Hiraoka, K.; Kebarle, P. *J. Am. Chem. Soc.* **1977**, *99*, 366–370.
3. Langhals, H.; Mergelsberg, I.; Rüdhardt, C. *Tetrahedron Lett.* **1981**, *22*, 2365–2366.
4. Takeuchi, K.; Akiyama, F.; Miyazaki, T.; Kitagawa, I.; Okamoto, K. *Tetrahedron* **1987**, *43*, 701–709.
5. Takahashi, Y.; Yoneda, N. *Synth. Commun.* **1989**, *19*, 1945–1954.
6. Stepanov, A. G.; Luzgin, M. V.; Romannikov, V. N.; Zamaraev, K. I. *J. Am. Chem. Soc.* **1995**, *117*, 3615–3616.
7. Olah, G. A.; Prakash, G. K. S.; Mathew, T.; Marinez, E. R. *Angew. Chem., Int. Ed.* **2000**, *39*, 2547–2548.
8. Li, T.; Tsumori, N.; Souma, Y.; Xu, Q. *Chem. Commun.* **2003**, 2070–2071.
9. Davis, M. C.; Liu, S. *Synth. Commun.* **2006**, *36*, 3509–3514.

Koenig–Knorr glycosidation

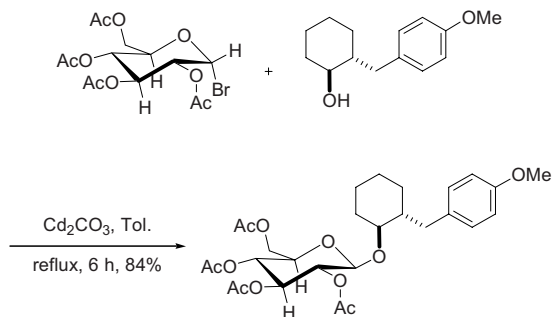
Formation of the β -glycoside from α -halocarbohydrate under the influence of silver salt.

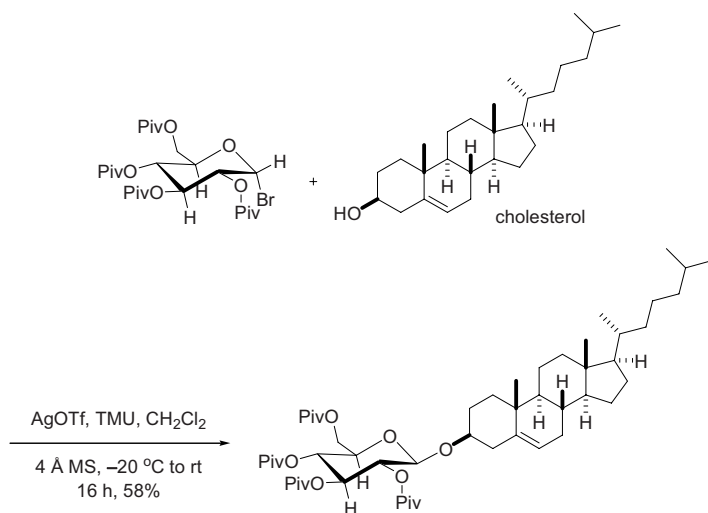


Example 1⁷



Example 2⁸



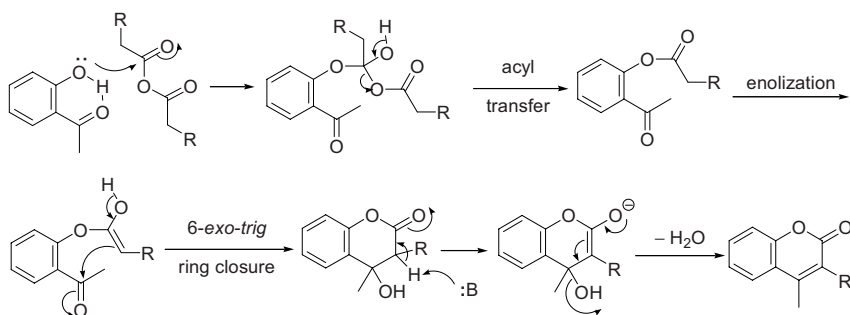
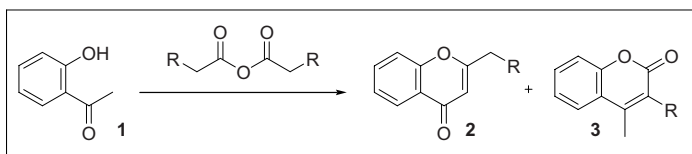
Example 3⁹

References

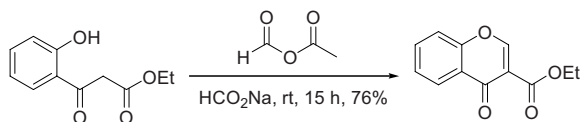
1. Koenig, W.; Knorr, E. *Ber.* **1901**, *34*, 957–981.
2. Igarashi, K. *Adv. Carbohydr. Chem. Biochem.* **1977**, *34*, 243–83. (Review).
3. Schmidt, R. R. *Angew. Chem.* **1986**, *98*, 213–236.
4. Smith, A. B., III; Rivero, R. A.; Hale, K. J.; Vaccaro, H. A. *J. Am. Chem. Soc.* **1991**, *113*, 2092–2112.
5. Fürstner, A.; Radkowski, K.; Grabowski, J.; Wirtz, C.; Mynott, R. *J. Org. Chem.* **2000**, *65*, 8758–8762.
6. Yashunsky, D. V.; Tsvetkov, Y. E.; Ferguson, M. A. J.; Nikolaev, A. V. *J. Chem. Soc., Perkin Trans. 1* **2002**, 242–256.
7. Stazi, F.; Palmisano, G.; Turconi, M.; Clini, S.; Santagostino, M. *J. Org. Chem.* **2004**, *69*, 1097–1103.
8. Wimmer, Z.; Pechova, L.; Saman, D. *Molecules* **2004**, *9*, 902–912.
9. Presser, A.; Kunert, O.; Pötschger, I. *Monat. Chem.* **2006**, *137*, 365–374.
10. Steinmann, A.; Thimm, J.; Thiem, J. *Eur. J. Org. Chem.* **2007**, 5506–5513.
11. Schoettner, E.; Simon, K.; Friedel, M.; Jones, P. G.; Lindel, T. *Tetrahedron Lett.* **2008**, *49*, 5580–5582.

Kostanecki reaction

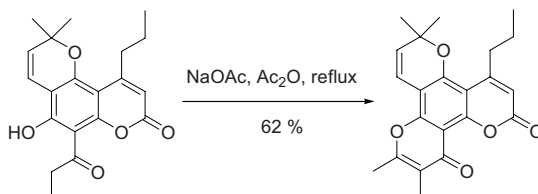
Also known as **Kostanecki–Robinson reaction**. Transformation **1**→**2** represents an **Allan–Robinson reaction** (see page 8), whereas **1**→**3** is a **Kostanecki (acylation) reaction**:



Example 1²



Example 2³

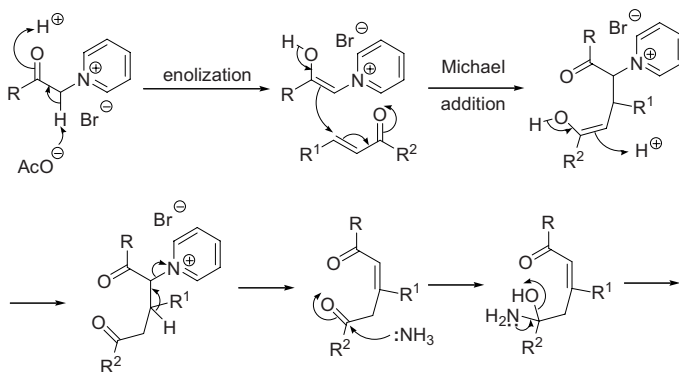
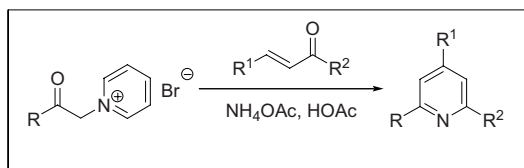


References

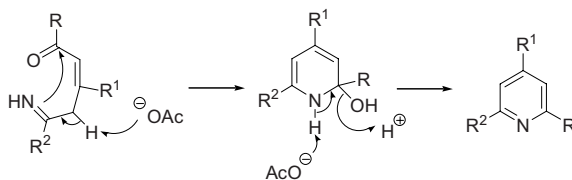
1. von Kostanecki, S.; Rozycki, A. *Ber.* **1901**, *34*, 102–109.
2. Pardanani, N. H.; Trivedi, K. N. *J. Indian Chem. Soc.* **1972**, *49*, 599–604.
3. Flavin, M. T.; Rizzo, J. D.; Khilevich, A.; *et al.* *J. Med. Chem.* **1996**, *39*, 1303–1313.
4. Mamedov, V. A.; Kalinin, A. A.; Gubaidullin, A. T.; Litvinov, I. A.; Levin, Y. A. *Chemistry of Heterocyclic Compounds* **2003**, *39*, 96–100.
5. Limberakis, C. *Kostanecki–Robinson Reaction*. In *Name Reactions in Heterocyclic Chemistry*; Li, J. J., Corey, E. J., Eds.; Wiley & Sons: Hoboken, NJ, **2005**, pp 521–535. (Review).

Kröhnke pyridine synthesis

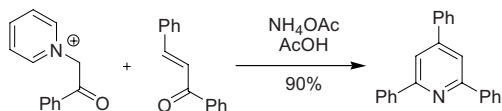
Pyridines from α -pyridinium methyl ketone salts and α,β -unsaturated ketones.



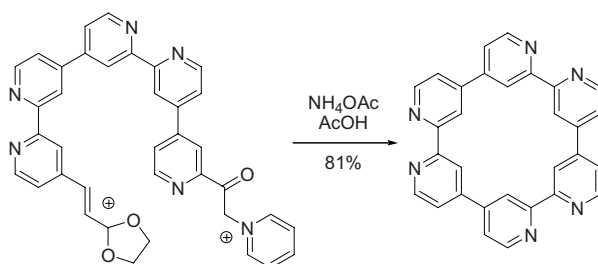
The ketone is more reactive than the enone

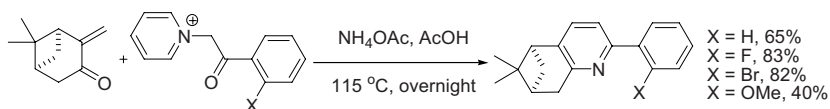


Example 1^b



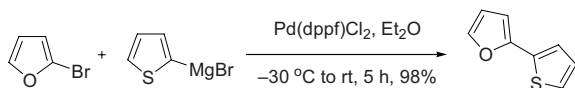
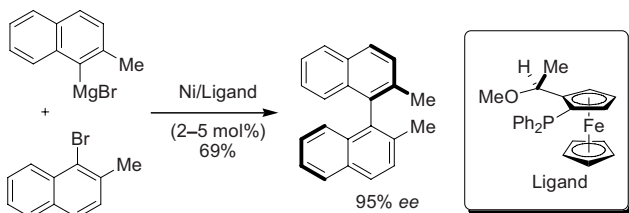
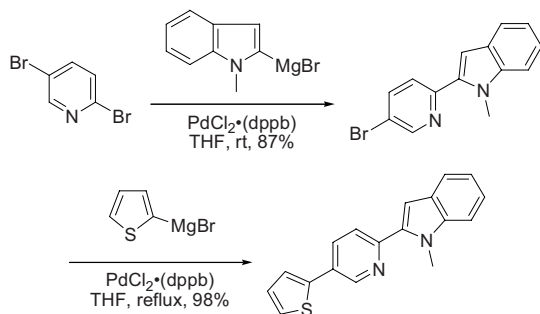
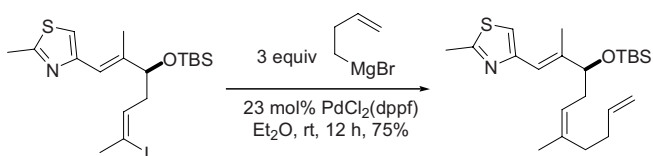
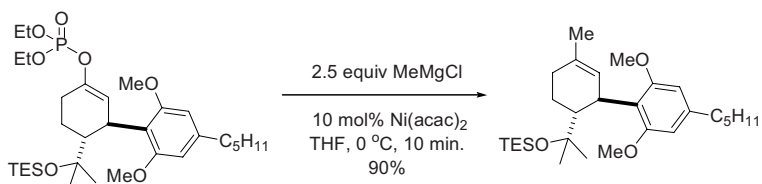
Example 2⁴



Example 3⁶

References

1. (a) Zecher, W.; Kröhnke, F. *Ber.* **1961**, *94*, 690–697. (b) Kröhnke, F.; Zecher, W. *Angew. Chem.* **1962**, *74*, 811–817. (c) Kröhnke, F. *Synthesis* **1976**, 1–24. (Review).
2. Potts, K. T.; Cipullo, M. J.; Ralli, P.; Theodoridis, G. *J. Am. Chem. Soc.* **1981**, *103*, 3584–3585, 3585–3586.
3. Newkome, G. R.; Hager, D. C.; Kiefer, G. E. *J. Org. Chem.* **1986**, *51*, 850–853.
4. Kelly, T. R.; Lee, Y.-J.; Mears, R. J. *J. Org. Chem.* **1997**, *62*, 2774–2781.
5. Bark, T.; Von Zelewsky, A. *Chimia* **2000**, *54*, 589–592.
6. Malkov, A. V.; Bella, M.; Stara, I. G.; Kocovsky, P. *Tetrahedron Lett.* **2001**, *42*, 3045–3048.
7. Cave, G. W. V.; Raston, C. L. *J. Chem. Soc., Perkin Trans. 1* **2001**, 3258–3264.
8. Malkov, A. V.; Bell, M.; Vassieu, M.; Bugatti, V.; Kocovsky, P. *J. Mol. Cat. A: Chem.* **2003**, *196*, 179–186.
9. Galatsis, P. *Kröhnke Pyridine Synthesis*. In *Name Reactions in Heterocyclic Chemistry*; Li, J. J., Corey, E. J., Eds.; Wiley & Sons: Hoboken, NJ, **2005**, 311–313. (Review).
10. Yan, C.-G.; Wang, Q.-F.; Cai, X.-M.; Sun, J. *Central Eur. J. Chem.* **2008**, *6*, 188–198.

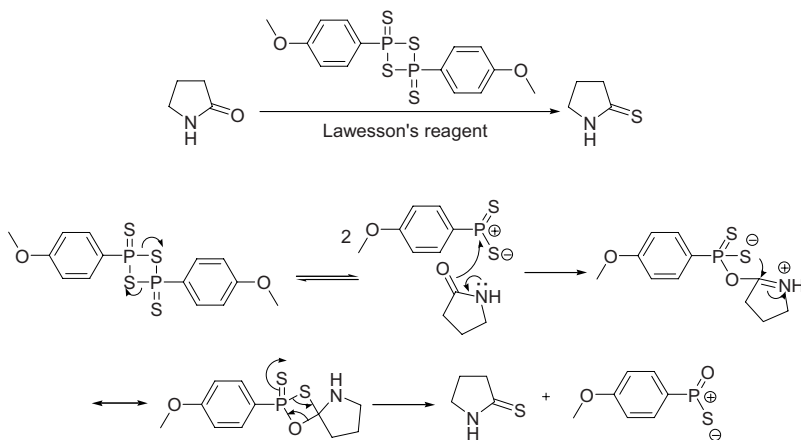
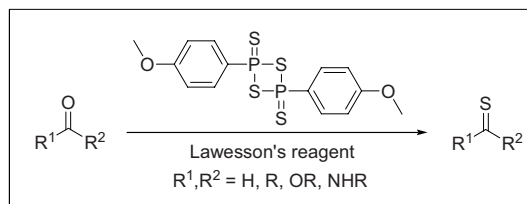
Example 1²Example 2³Example 3⁵Example 4⁸Example 5⁹

References

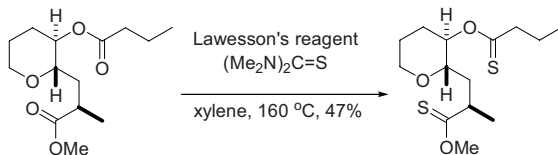
1. Tamao, K.; Sumitani, K.; Kiso, Y.; Zembayashi, M.; Fujioka, A.; Kodama, S.-i.; Nakajima, I.; Minato, A.; Kumada, M. *Bull. Chem. Soc. Jpn.* **1976**, *49*, 1958–1969.
2. Carpita, A.; Rossi, R.; Veracini, C. A. *Tetrahedron* **1985**, *41*, 1919–1929.
3. Hayashi, T.; Hayashizaki, K.; Kiyoi, T.; Ito, Y. *J. Am. Chem. Soc.* **1988**, *110*, 8153–8156.
4. Kalinin, V. N. *Synthesis* **1992**, 413–432. (Review).
5. Meth-Cohn, O.; Jiang, H. *J. Chem. Soc., Perkin Trans. 1* **1998**, 3737–3746.
6. Stanforth, S. P. *Tetrahedron* **1998**, *54*, 263–303. (Review).
7. Huang, J.; Nolan, S. P. *J. Am. Chem. Soc.* **1999**, *121*, 9889–9890.
8. Rivkin, A.; Njardarson, J. T.; Biswas, K.; Chou, T.-C.; Danishefsky, S. J. *J. Org. Chem.* **2002**, *67*, 7737–7740.
9. William, A. D.; Kobayashi, Y. *J. Org. Chem.* **2002**, *67*, 8771–8782.
10. Fuchter, M. J. *Kumada cross-coupling reaction*. In *Name Reactions for Homologations-Part I*; Li, J. J., Corey, E. J., Eds.; Wiley & Sons: Hoboken, NJ, **2009**, pp 47–69. (Review).

Lawesson's reagent

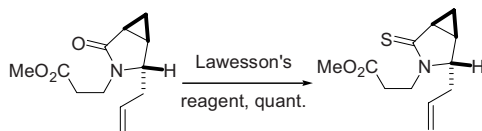
2,4-Bis(4-methoxyphenyl)-1,3-dithiadiphosphetane-2,4-disulfide transforms the carbonyl groups of aldehydes, ketones, amides, lactams, esters and lactones into the corresponding thiocarbonyl compounds. *Cf.* Knorr thiophene synthesis.

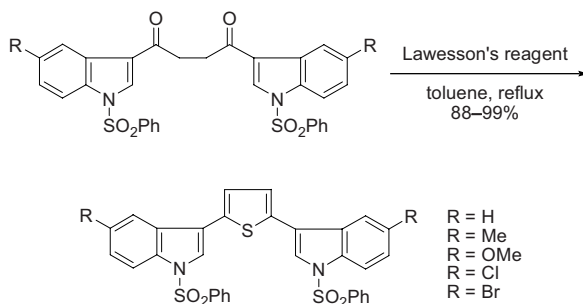
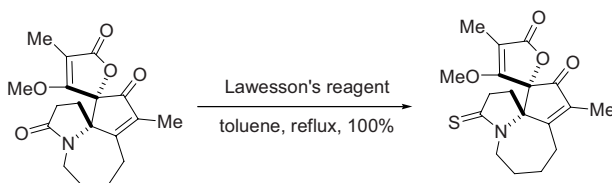


Example 1⁴



Example 2⁵



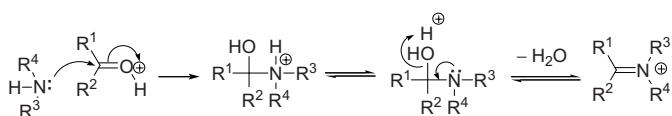
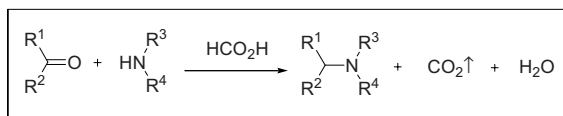
Example 3, Thiophene from dione⁸Example 4¹⁰

References

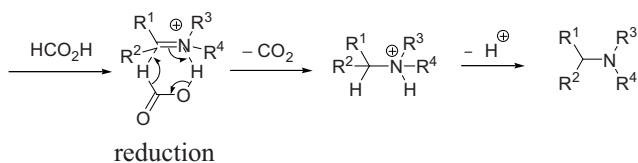
1. Scheibye, S.; Shabana, R.; Lawesson, S. O.; Rømming, C. *Tetrahedron* **1982**, *38*, 993–1001.
2. Navech, J.; Majoral, J. P.; Kraemer, R. *Tetrahedron Lett.* **1983**, *24*, 5885–5886.
3. Cava, M. P.; Levinson, M. I. *Tetrahedron* **1985**, *41*, 5061–5087. (Review).
4. Nicolaou, K. C.; Hwang, C.-K.; Duggan, M. E.; Nugiel, D. A.; Abe, Y.; Bal Reddy, K.; DeFrees, S. A.; Reddy, D. R.; Awartani, R. A.; Conley, S. R.; Rutjes, F. P. J. T.; Theodorakis, E. A. *J. Am. Chem. Soc.* **1995**, *117*, 10227–10238.
5. Kim, G.; Chu-Moyer, M. Y.; Danishefsky, S. J. *J. Am. Chem. Soc.* **1990**, *112*, 2003–2005.
6. Luheshi, A.-B. N.; Smalley, R. K.; Kennewell, P. D.; Westwood, R. *Tetrahedron Lett.* **1990**, *31*, 123–127.
7. Ishii, A.; Yamashita, R.; Saito, M.; Nakayama, J. *J. Org. Chem.* **2003**, *68*, 1555–1558.
8. Diana, P.; Carbone, A.; Barraja, P.; Montalbano, A.; Martorana, A.; Dattolo, G.; Gia, O.; Dalla Via, L.; Cirrincione, G. *Bioorg. Med. Chem. Lett.* **2007**, *17*, 2342–2346.
9. Ozturk, T.; Ertaş, E.; Mert, O. *Chem. Rev.* **2007**, *107*, 5210–5278. (Review).
10. Taniguchi, T.; Ishibashi, H. *Tetrahedron* **2008**, *64*, 8773–8779.
11. de Moreira, D. R. M. *Synlett* **2008**, 463–464. (Review).

Leuckart–Wallach reaction

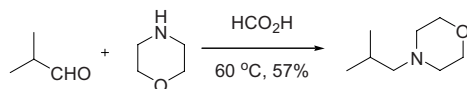
Amine synthesis from reductive amination of a ketone and an amine in the presence of excess formic acid, which serves as the reducing reagent by delivering a hydride. When the ketone is replaced by formaldehyde, it becomes the Eschweiler–Clarke reductive alkylation of amines on page 210.



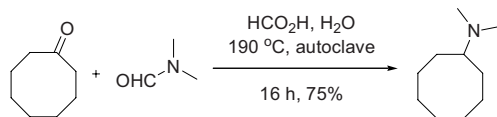
gem-aminoalcohol; iminium ion intermediate



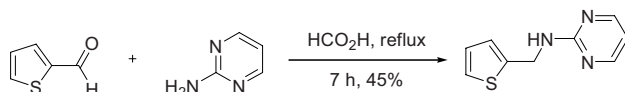
Example 1⁴

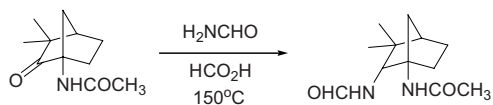


Example 2⁶

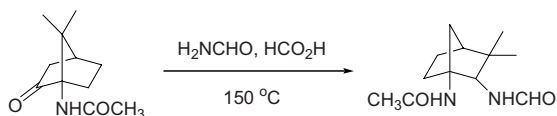


Example 3⁷



Example 4⁸

An unexpected intramolecular transamidation *via* a Wagner–Meerwein shift after the Leuckart–Wallach reaction

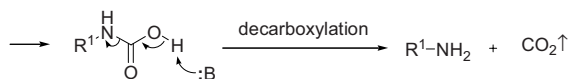
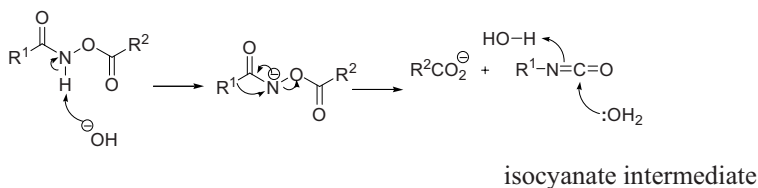
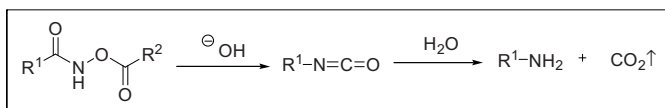


References

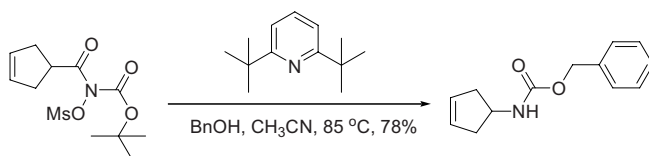
1. Leuckart, R. *Ber.* **1885**, *18*, 2341–2344. Carl L. R. A. Leuckart (1854–1889) was born in Giessen, Germany. After studying under Bunsen, Kolbe, and von Baeyer, he became an assistant professor at Göttingen. Unfortunately, chemistry lost a brilliant contributor by his sudden death at age 35 as a result of a fall in his parent's house.
2. Wallach, O. *Ann.* **1892**, *272*, 99. Otto Wallach (1847–1931), born in Königsberg, Prussia, studied under Wöhler and Hofmann. He was the director of the Chemical Institute at Göttingen from 1889 to 1915. His book “Terpene und Kampfer” served as the foundation for future work in terpene chemistry. Wallach was awarded the Nobel Prize in Chemistry in 1910 for his work on alicyclic compounds.
3. Moore, M. L. *Org. React.* **1949**, *5*, 301–330. (Review).
4. DeBenneville, P. L.; Macartney, J. H. *J. Am. Chem. Soc.* **1950**, *72*, 3073–3075.
5. Lukasiewicz, A. *Tetrahedron* **1963**, *19*, 1789–1799. (Mechanism).
6. Bach, R. D. *J. Org. Chem.* **1968**, *33*, 1647–1649.
7. Musumarra, G.; Sergi, C. *Heterocycles* **1994**, *37*, 1033–1039.
8. Martínez, A. G.; Vilar, E. T.; Fraile, A. G.; Ruiz, P. M.; San Antonio, R. M.; Alcazar, M. P. M. *Tetrahedron: Asymmetry* **1999**, *10*, 1499–1505.
9. Kitamura, M.; Lee, D.; Hayashi, S.; Tanaka, S.; Yoshimura, M. *J. Org. Chem.* **2002**, *67*, 8685–8687.
10. Brewer, A. R. E. *Leuckart–Wallach reaction*. In *Name Reactions for Functional Group Transformations*; Li, J. J., Corey, E. J., Eds.; John Wiley & Sons: Hoboken, NJ, **2007**, pp 451–455. (Review).
11. Muzalevskiy, V. M.; Nenajdenko, V. G.; Shastin, A. V.; Balenkova, E. S.; Haufe, G. *J. Fluorine Chem.* **2008**, *129*, 1052–1055.

Lossen rearrangement

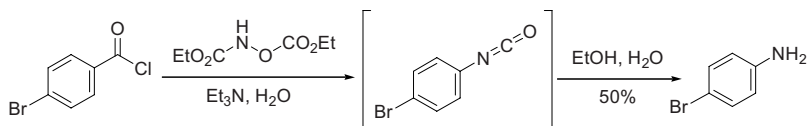
The Lossen rearrangement involves the generation of an isocyanate via thermal or base-mediated rearrangement of an activated hydroxamate which can be generated from the corresponding hydroxamic acid. Activation of the hydroxamic acid can be achieved through *O*-acylation, *O*-arylation, chlorination, or *O*-sulfonylation. Such hydroxamic acids can also be activated using polyphosphoric acid, carbodiimide, Mitsunobu conditions, or silylation. The product of the Lossen rearrangement, an isocyanate can be subsequently converted to an urea or an amine resulting in the net loss of one carbon atom relative to the starting hydroxamic acid.

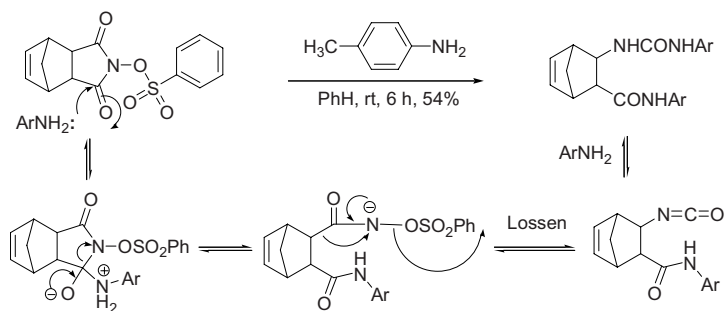
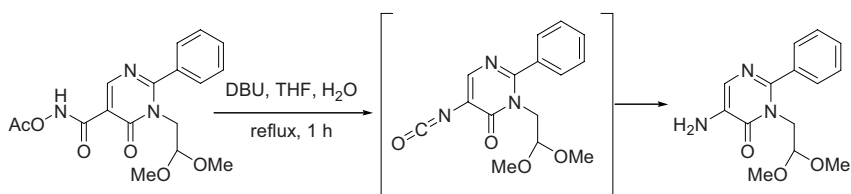


Example 1⁶



Example 2⁷



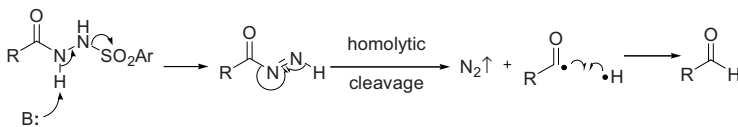
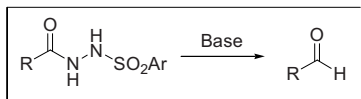
Example 3⁸Example 4⁹

References

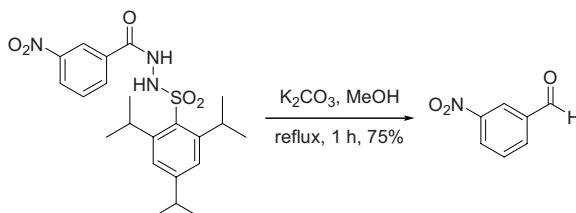
- Lossen, W. *Ann.* **1872**, *161*, 347. Wilhelm C. Lossen (1838–1906) was born in Kreuznach, Germany. After his Ph.D. studies at Göttingen in 1862, he embarked on his independent academic career, and his interests centered on hydroxyamines.
- Bauer, L.; Exner, O. *Angew. Chem., Int. Ed.* **1974**, *13*, 376.
- Lipczynska-Kochany, E. *Wiad. Chem.* **1982**, *36*, 735–756.
- Casteel, D. A.; Gephart, R. S.; Morgan, T. *Heterocycles* **1993**, *36*, 485–495.
- Zalipsky, S. *Chem. Commun.* **1998**, 69–70.
- Stafford, J. A.; Gonzales, S. S.; Barrett, D. G.; Suh, E. M.; Feldman, P. L. *J. Org. Chem.* **1998**, *63*, 10040–10044.
- Anilkumar, R.; Chandrasekhar, S.; Sridhar, M. *Tetrahedron Lett.* **2000**, *41*, 5291–5293.
- Abbadly, M. S.; Kandeel, M. M.; Youssef, M. S. K. *Phosphorous, Sulfur and Silicon* **2000**, *163*, 55–64.
- Ohmoto, K.; Yamamoto, T.; Horiuchi, T.; Kojima, T.; Hachiya, K.; Hashimoto, S.; Kawamura, M.; Nakai, H.; Toda, M. *Synlett* **2001**, 299–301.
- Choi, C.; Pfefferkorn, J. A. *Lossen rearrangement*. In *Name Reactions for Homologations-Part II*; Li, J. J., Corey, E. J., Eds.; Wiley & Sons: Hoboken, NJ, **2009**, pp 200–209. (Review).

McFadyen–Stevens reduction

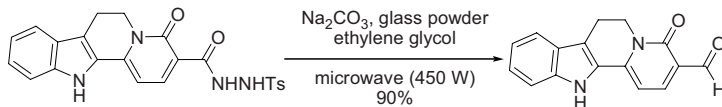
Treatment of acylbenzenesulfonylhydrazines with base delivers the corresponding aldehydes.



Example 1⁸



Example 2¹⁰

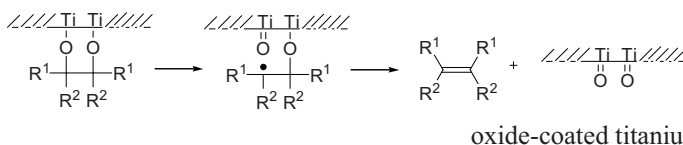
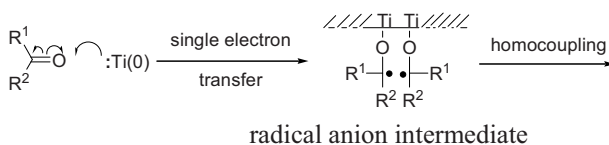
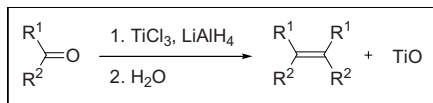


References

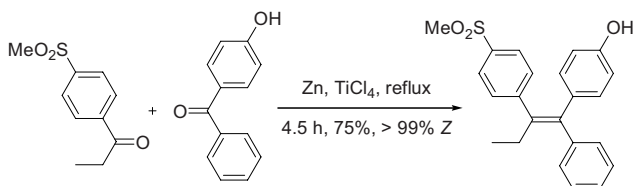
- McFadyen, J. S.; Stevens, T. S. *J. Chem. Soc.* **1936**, 584–587. Thomas S. Stevens (1900–2000) was born in Renfrew, Scotland. After earning his Ph.D. under W. H. Perkin at Oxford University, he became a reader at the University of Sheffield. J. S. McFadyen (1908–?) was born in Toronto, Canada. After studying under Stevens at the University of Glasgow, he worked for ICI for 15 years before returning to Canada where he worked for the Canadian Industries, Ltd., Montreal.
- Newman, M. S.; Cafilisch, E. G., Jr. *J. Am. Chem. Soc.* **1958**, *80*, 862–864.
- Sprecher, M.; Feldkimel, M.; Wilchek, M. *J. Org. Chem.* **1961**, *26*, 3664–3666.
- Babad, H.; Herbert, W.; Stiles, A. W. *Tetrahedron Lett.* **1966**, *7*, 2927–2931.
- Graboyes, H.; Anderson, E. L.; Levinson, S. H.; Resnick, T. M. *J. Heterocycl. Chem.* **1975**, *12*, 1225–1231.
- Eichler, E.; Rooney, C. S.; Williams, H. W. R. *J. Heterocycl. Chem.* **1976**, *13*, 841–844.
- Nair, M.; Shechter, H. *J. Chem. Soc., Chem. Commun.* **1978**, 793–796.
- Dudman, C. C.; Grice, P.; Reese, C. B. *Tetrahedron Lett.* **1980**, *21*, 4645–4648.
- Manna, R. K.; Jaisankar, P.; Giri, V. S. *Synth. Commun.* **1998**, *28*, 9–16.
- Jaisankar, P.; Pal, B.; Giri, V. S. *Synth. Commun.* **2002**, *32*, 2569–2573.

McMurry coupling

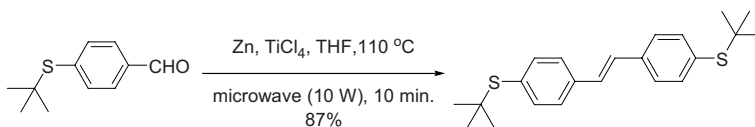
Olefination of carbonyls with low-valent titanium such as Ti(0) derived from $\text{TiCl}_3/\text{LiAlH}_4$. A single-electron process.

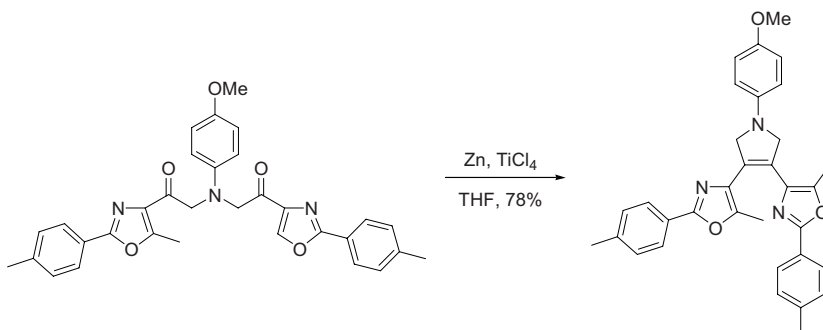
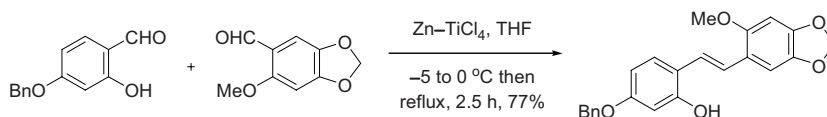


Example 1, Cross-McMurry coupling⁷



Example 2, Homo-McMurry coupling⁸



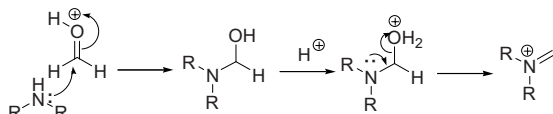
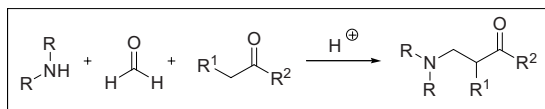
Example 3, Cross-McMurry coupling⁹Example 4, Cross-McMurry coupling¹⁰

References

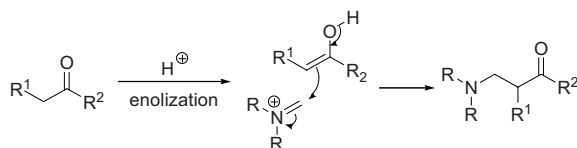
1. (a) McMurry, J. E.; Fleming, M. P. *J. Am. Chem. Soc.* **1974**, *96*, 4708–4712. (b) McMurry, J. E. *Chem. Rev.* **1989**, *89*, 1513–1524. (Review).
2. Hirao, T. *Synlett* **1999**, 175–181.
3. Sabelle, S.; Hydrio, J.; Leclerc, E.; Mioskowski, C.; Renard, P.-Y. *Tetrahedron Lett.* **2002**, *43*, 3645–3648.
4. Williams, D. R.; Heidebrecht, R. W., Jr. *J. Am. Chem. Soc.* **2003**, *125*, 1843–1850.
5. Honda, T.; Namiki, H.; Nagase, H.; Mizutani, H. *Tetrahedron Lett.* **2003**, *44*, 3035–3038.
6. Ephritikhine, M.; Villiers, C. In *Modern Carbonyl Olefination* Takeda, T., Ed.; Wiley-VCH: Weinheim, Germany, **2004**, 223–285. (Review).
7. Uddin, M. J.; Rao, P. N. P.; Knaus, E. E. *Synlett* **2004**, 1513–1516.
8. Stuhr-Hansen, N. *Tetrahedron Lett.* **2005**, *46*, 5491–5494.
9. Zeng, D. X.; Chen, Y. *Synlett* **2006**, 490–492.
10. Duan, X.-F.; Zeng, J.; Zhang, Z.-B.; Zi, G.-F. *J. Org. Chem.* **2007**, *72*, 10283–10286.
11. Debroy, P.; Lindeman, S. V.; Rathore, R. *J. Org. Chem.* **2009**, *74*, 2080–2087.

Mannich reaction

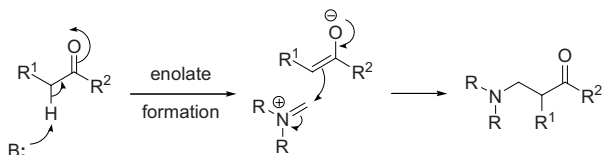
Three-component aminomethylation from amine, aldehyde and a compound with an acidic methylene moiety.



When R = Me, the $^+\text{Me}_2\text{N}=\text{CH}_2$ salt is known as *Eschenmoser's salt* (page 206)

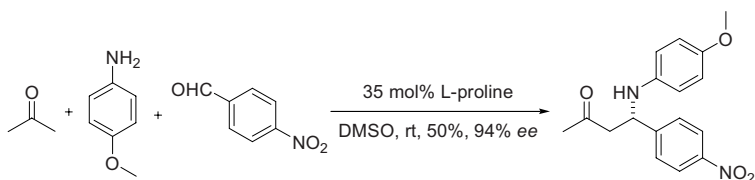


The Mannich reaction can also operate under basic conditions:

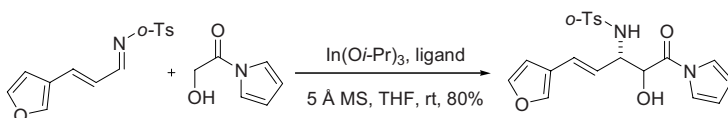


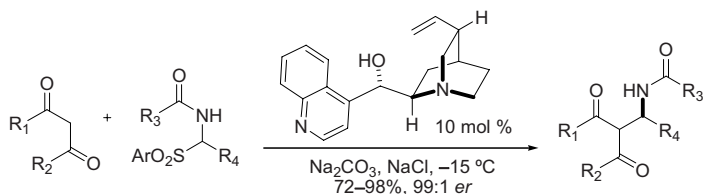
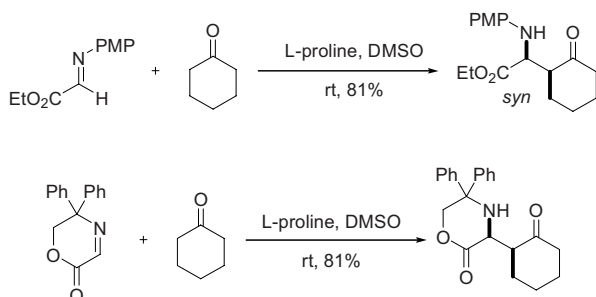
Mannich Base

Example 1, Asymmetric Mannich reaction²



Example 2, Asymmetric Mannich-type reaction⁹



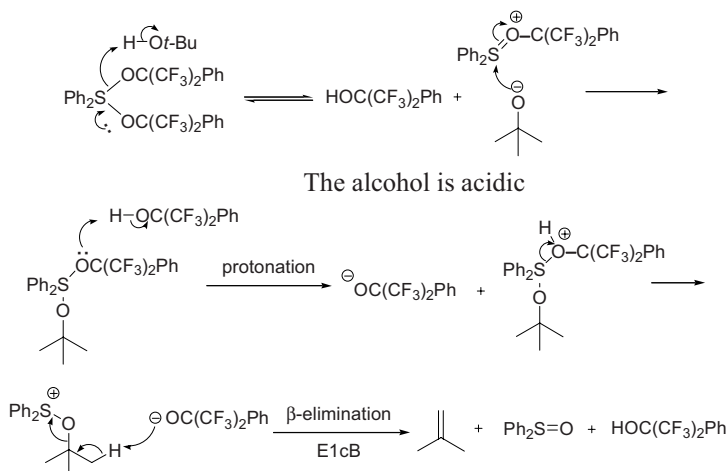
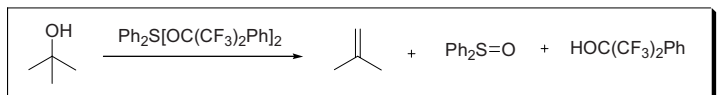
Example 3, Asymmetric Mannich reaction¹⁰Example 4¹¹

References

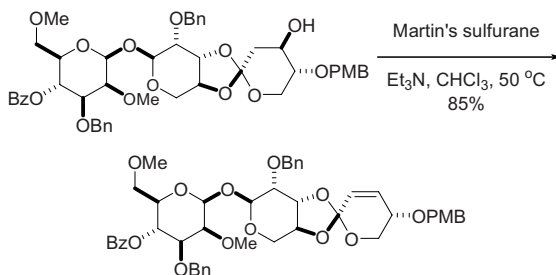
- Mannich, C.; Krösche, W. *Arch. Pharm.* **1912**, *250*, 647–667. Carl U. F. Mannich (1877–1947) was born in Breslau, Germany. After receiving a Ph.D. at Basel in 1903, he served on the faculties of Göttingen, Frankfurt and Berlin. Mannich synthesized many esters of *p*-aminobenzoic acid as local anesthetics.
- List, B. *J. Am. Chem. Soc.* **2000**, *122*, 9336–9337.
- Schlienger, N.; Bryce, M. R.; Hansen, T. K. *Tetrahedron* **2000**, *56*, 10023–10030.
- Bur, S. K.; Martin, S. F. *Tetrahedron* **2001**, *57*, 3221–3242. (Review).
- Martin, S. F. *Acc. Chem. Res.* **2002**, *35*, 895–904. (Review).
- Padwa, A.; Bur, S. K.; Danca, D. M.; Ginn, J. D.; Lynch, S. M. *Synlett* **2002**, 851–862. (Review).
- Notz, W.; Tanaka, F.; Barbas, C. F., III. *Acc. Chem. Res.* **2004**, *37*, 580–591. (Review).
- Córdova, A. *Acc. Chem. Res.* **2004**, *37*, 102–112. (Review).
- Harada, S.; Handa, S.; Matsunaga, S.; Shibasaki, M. *Angew. Chem., Int. Ed.* **2005**, *44*, 4365–4368.
- Lou, S.; Dai, P.; Schaus, S. E. *J. Org. Chem.* **2007**, *72*, 9998–10008.
- Hahn, B. T.; Fröhlich, R.; Harms, K.; Glorius, F. *Angew. Chem., Int. Ed.* **2008**, *47*, 9985–9988.
- Galatsis, P. *Mannich reaction*. In *Name Reactions for Homologations-Part II*; Li, J. J., Corey, E. J., Eds.; Wiley & Sons: Hoboken, NJ, **2009**, pp 653–670. (Review).

Martin's sulfurane dehydrating reagent

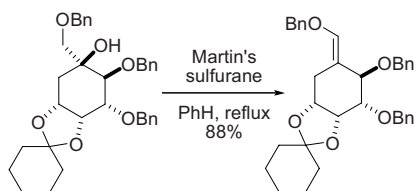
Dehydrates secondary and tertiary alcohols to give olefins, but forms ethers with primary alcohols. *Cf.* Burgess dehydrating reagent.

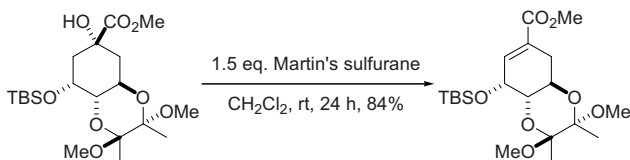
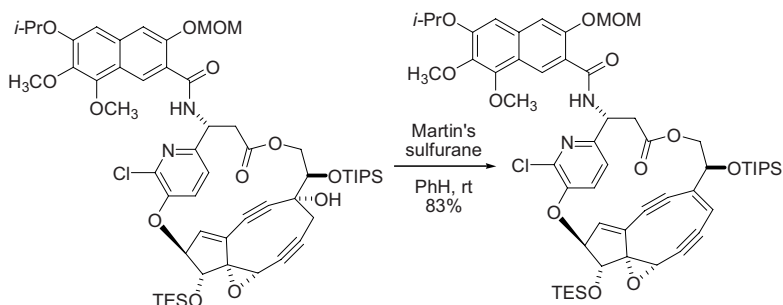


Example 1⁵



Example 2⁶



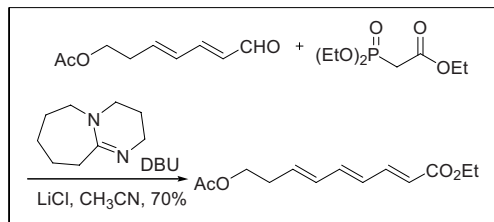
Example 3⁷Example 4⁹

References

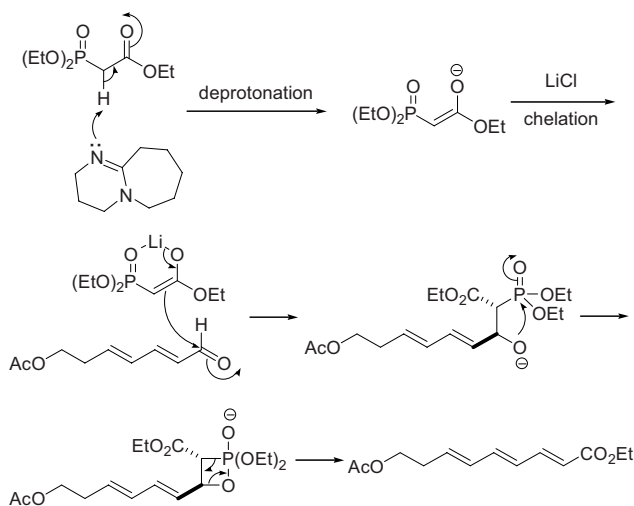
- (a) Martin, J. C.; Arhart, R. J. *J. Am. Chem. Soc.* **1971**, *93*, 2339–2341; (b) Martin, J. C.; Arhart, R. J. *J. Am. Chem. Soc.* **1971**, *93*, 2341–2342; (c) Martin, J. C.; Arhart, R. J. *J. Am. Chem. Soc.* **1971**, *93*, 4327–4329. (d) Martin, J. C.; Arhart, R. J.; Franz, J. A.; Perozzi, E. F.; Kaplan, L. *J. Org. Synth.* **1977**, *57*, 22–26.
- Gallagher, T. F.; Adams, J. L. *J. Org. Chem.* **1992**, *57*, 3347–3353.
- Tse, B.; Kishi, Y. *J. Org. Chem.* **1994**, *59*, 7807–7814.
- Winkler, J. D.; Stelmach, J. E.; Axten, J. *Tetrahedron Lett.* **1996**, *37*, 4317–4320.
- Nicolaou, K. C.; Rodríguez, R. M.; Fylaktakidou, K. C.; Suzuki, H.; Mitchell, H. J. *Angew. Chem., Int. Ed.* **1999**, *38*, 3340–3345.
- Kok, S. H. L.; Lee, C. C.; Shing, T. K. M. *J. Org. Chem.* **2001**, *66*, 7184–7190.
- Box, J. M.; Harwood, L. M.; Humphreys, J. L.; Morris, G. A.; Redon, P. M.; Whitehead, R. C. *Synlett* **2002**, 358–360.
- Myers, A. G.; Glatthar, R.; Hammond, M.; Harrington, P. M.; Kuo, E. Y.; Liang, J.; Schaus, S. E.; Wu, Y.; Xiang, J.-N. *J. Am. Chem. Soc.* **2002**, *124*, 5380–5401.
- Myers, A. G.; Hogan, P. C.; Hurd, A. R.; Goldberg, S. D. *Angew. Chem., Int. Ed.* **2002**, *41*, 1062–1067.
- Shea, K. M. *Martin's sulfurane dehydrating reagent*. In *Name Reactions for Functional Group Transformations*; Li, J. J., Corey, E. J., Eds.; John Wiley & Sons: Hoboken, NJ, **2007**, pp 248–264. (Review).
- Sparling, B. A.; Moslin, R. M.; Jamison, T. F. *Org. Lett.* **2008**, *10*, 1291–1294.

Masamune–Roush conditions for the Horner–Emmons reaction

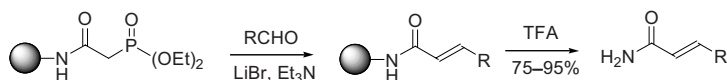
Applicable to base-sensitive aldehydes and phosphonates for the Horner–Wadsworth–Emmons reaction. α -Keto or α -alkoxycarbonyl phosphonate required.



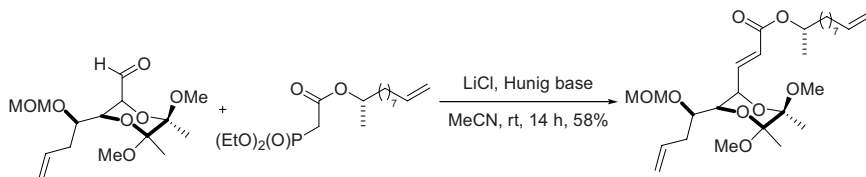
DBU = 1,8-diazabicyclo[5.4.0]undec-7-ene

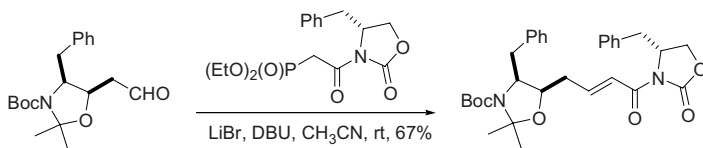
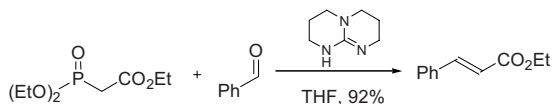
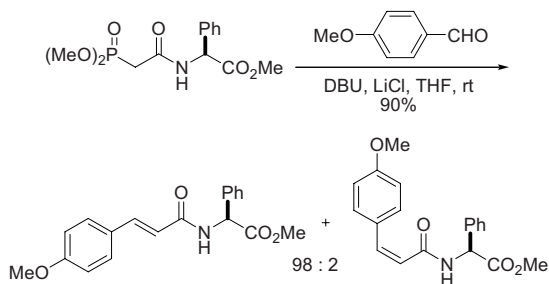


Example 1⁵



Example 2⁶



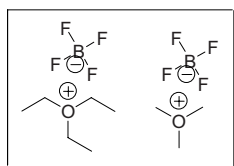
Example 3⁷Example 4⁸Example 5¹⁰

References

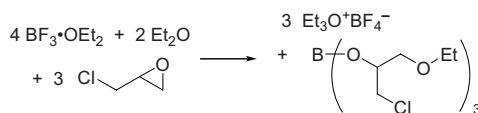
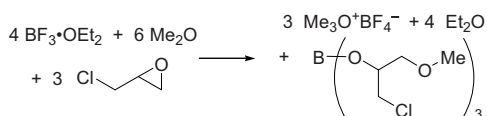
1. Blanchette, M. A.; Choy, W.; Davis, J. T.; Essinfeld, A. P.; Masamune, S.; Roush, W. R.; Sakai, T. *Tetrahedron Lett.* **1984**, *25*, 2183–2186.
2. Rathke, M. W.; Nowak, M. *J. Org. Chem.* **1985**, *50*, 2624–2636.
3. Tius, M. A.; Fauq, A. H. *J. Am. Chem. Soc.* **1986**, *108*, 1035–1039, and 6389–6391.
4. Marshall, J. A.; DuBay, W. J. *J. Org. Chem.* **1994**, *59*, 1703–1708.
5. Johnson, C. R.; Zhang, B. *Tetrahedron Lett.* **1995**, *36*, 9253–9256.
6. Rychnovsky, S. D.; Khire, U. R.; Yang, G. *J. Am. Chem. Soc.* **1997**, *119*, 2058–2059.
7. Dixon, D. J.; Foster, A. C.; Ley, S. V. *Org. Lett.* **2000**, *2*, 123–125.
8. Simoni, D.; Rossi, M.; Rondannin, R.; Mazzali, A.; Baruchello, R.; Malagutti, C.; Roberti, M.; Invidiata, F. *P. Org. Lett.* **2000**, *2*, 3765–3768.
9. Crackett, P.; Demont, E.; Eatherton, A.; Frampton, C. S.; Gilbert, J.; Kahn, I.; Redshaw, S.; Watson, W. *Synlett* **2004**, 679–683.
10. Ordonez, M.; Hernandez-Fernandez, E.; Montiel-Perez, M.; Bautista, R.; Bustos, P.; Rojas-Cabrera, H.; Fernandez-Zertuche, M.; Garcia-Barradas, O. *Tetrahedron: Asymmetry* **2007**, *18*, 2427–2436.
11. Zanato, C.; Pignataro, L.; Hao, Z.; Gennari, C. *Synthesis* **2008**, 2158–2162.

Meerwein's salt

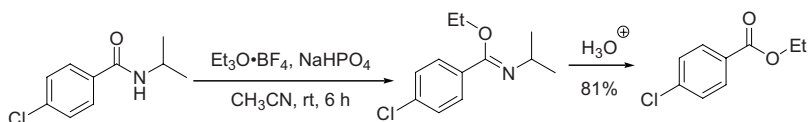
Meerwein's salts, also known as the Meerwein reagent, refer to trimethyloxonium tetrafluoroborate ($\text{Me}_3\text{O}^+\text{BF}_4^-$) and triethyloxonium tetrafluoroborate ($\text{Et}_3\text{O}^+\text{BF}_4^-$). Named after the inventor Hans Meerwein,¹ these trialkyloxonium salts are powerful alkylating agents.



Preparation:²

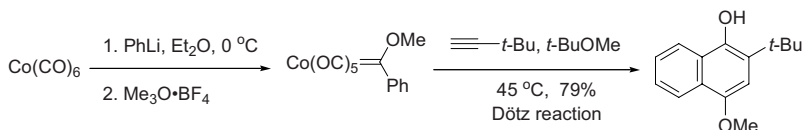


Example 1, The Meerwein reagent is an excellent *O*-alkylating agent:⁵

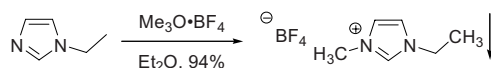


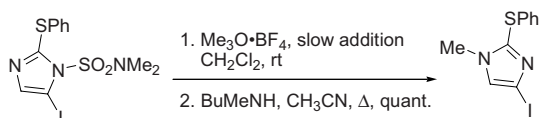
Transforming an amide into its corresponding ethyl or methyl esters

Example 2, *Metal*-methylation⁴



Example 3, *N*-Alkylation, the product is an ionic liquid⁸



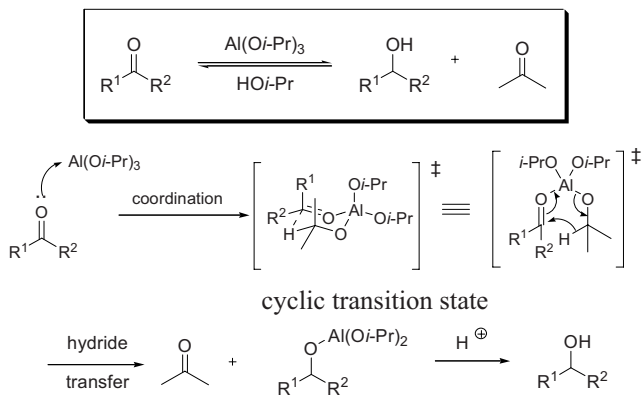
Example 4, *N*-Methylation⁹

References

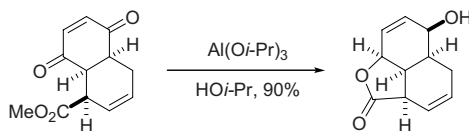
1. (a) Meerwein, H.; Hinz, G.; Hofmann, P.; Kroning, E.; Pfeil, E. *J. Prakt. Chem.* **1937**, *147*, 257–285. (b) Meerwein, H.; Bettenberg, E.; Pfeil, E.; Willfang, G. *J. Prakt. Chem.* **1939**, *154*, 83–156.
2. (a) Meerwein, H. *Org. Synth.; Coll. Vol. V*, **1973**, 1080. Triethyloxonium tetrafluoroborate. (b) Curphey, T. J. *Org. Synth.; Coll. Vol. VI*, **1988**, 1019. Trimethyloxonium tetrafluoroborate.
3. Chen, F. M. F.; Benoiton, N. L. *Can. J. Chem.* **1977**, *55*, 1433–1534.
4. Dötz, K. H.; Möhlemeier, J.; Schubert, U.; Orama, O. *J. Organomet. Chem.* **1983**, *247*, 187–201.
5. Downie, I. M.; Heaney, H.; Kemp, G.; King, D.; Wosley, M. *Tetrahedron* **1992**, *48*, 4005–4016.
6. Kiessling, A. J.; McClure, C. K. *Synth. Commun.* **1997**, *27*, 923–937.
7. Pichlmair, S. *Synlett* **2004**, 195–196. (Review).
8. Egashira, M.; Yamamoto, Y.; Fukutake, T.; Yoshimoto, N.; Morita, M. *J. Fluorine Chem.* **2006**, *127*, 1261–1264.
9. Delest, B.; Nshimyumukiza, P.; Fasbender, O.; Tinant, B.; Marchand-Brynaert, J.; Darro, F.; Robiette, R. *J. Org. Chem.* **2008**, *73*, 6816–6823.
10. Perst, H.; Seapy, D. G. *Triethyloxonium Tetrafluoroborate* In *Encyclopedia of Reagents for Organic Synthesis* John Wiley & Sons, New York, **2008**, (Review).

Meerwein–Ponndorf–Verley reduction

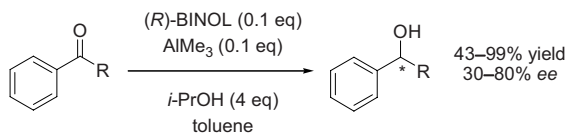
Reduction of ketones to the corresponding alcohols using $\text{Al}(\text{O}i\text{-Pr})_3$ in isopropanol. Reverse of the Oppenauer oxidation.



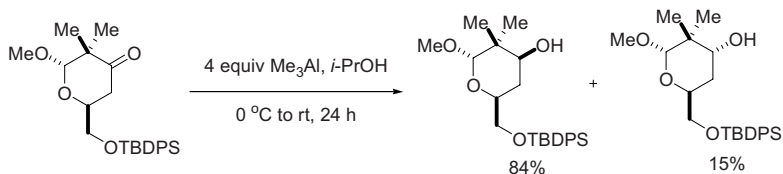
Example 1²

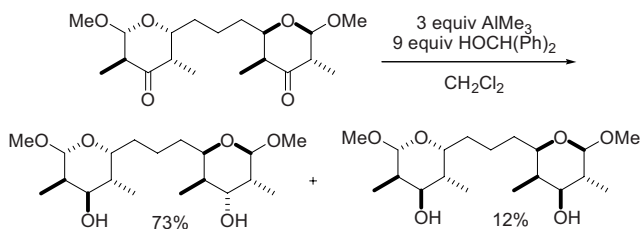


Example 2⁴



Example 3⁷



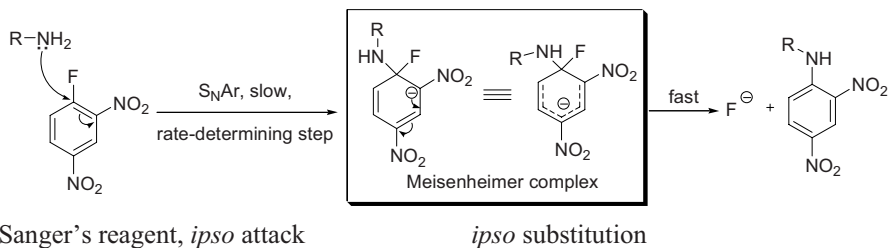
Example 4⁹

References

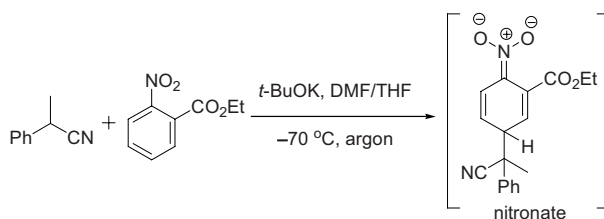
1. Meerwein, H.; Schmidt, R. *Ann.* **1925**, *444*, 221–238. Hans L. Meerwein, born in Hamburg Germany in 1879, received his Ph.D. at Bonn in 1903. In his long and productive academic career, Meerwein made many notable contributions in organic chemistry.
2. Woodward, R. B.; Bader, F. E.; Bickel, H.; Frey, A. J.; Kierstead, R. W. *Tetrahedron* **1958**, *2*, 1–57.
3. de Graauw, C. F.; Peters, J. A.; van Bekkum, H.; Huskens, J. *Synthesis* **1994**, 1007–1017. (Review).
4. Campbell, E. J.; Zhou, H.; Nguyen, S. T. *Angew. Chem., Int. Ed.* **2002**, *41*, 1020–1022.
5. Sominsky, L.; Rozental, E.; Gottlieb, H.; Gedanken, A.; Hoz, S. *J. Org. Chem.* **2004**, *69*, 1492–1496.
6. Cha, J. S. *Org. Proc. Res. Dev.* **2006**, *10*, 1032–1053.
7. Manaviazar, S.; Frigerio, M.; Bhatia, G. S.; Hummersone, M. G.; Aliev, A. E.; Hale, K. J. *Org. Lett.* **2006**, *8*, 4477–4480.
8. Clay, J. M. Meerwein–Ponndorf–Verley reduction. In *Name Reactions for Functional Group Transformations*; Li, J. J., Corey, E. J., Eds.; John Wiley & Sons: Hoboken, NJ, **2007**, pp 123–128. (Review).
9. Dilger, A. K.; Gopalsamuthiram, V.; Burke, S. D. *J. Am. Chem. Soc.* **2007**, *129*, 16273–16277.

Meisenheimer complex

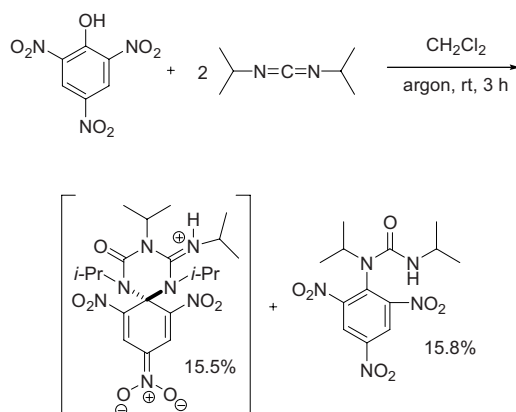
Also known as **the Meisenheimer–Jackson salt**, the stable intermediate for certain S_NAr reactions.



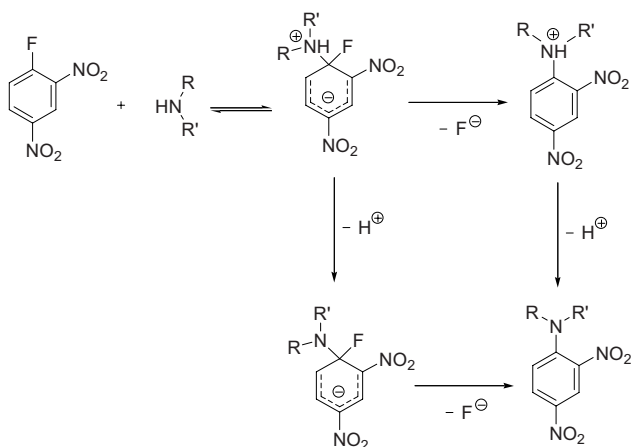
Example 1⁷



Example 2⁹



The reaction using Sanger's reagent is faster than using the corresponding chloro-, bromo-, and iododinitrobenzene—the fluoro-Meisenheimer complex is the most stabilized because F is the most electron-withdrawing. The reaction rate does not depend upon the capacity of the leaving group.

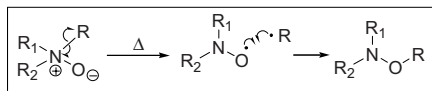
Example 3¹⁰

References

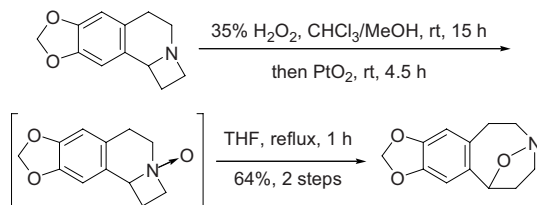
1. Meisenheimer, J. *Ann.* **1902**, 323, 205–214.
2. Strauss, M. J. *Acc. Chem. Res.* **1974**, 7, 181–188. (Review).
3. Bernasconi, C. F. *Acc. Chem. Res.* **1978**, 11, 147–152. (Review).
4. Terrier, F. *Chem. Rev.* **1982**, 82, 77–152. (Review).
5. Manderville, R. A.; Buncl, E. *J. Org. Chem.* **1997**, 62, 7614–7620.
6. Hoshino, K.; Ozawa, N.; Kokado, H.; Seki, H.; Tokunaga, T.; Ishikawa, T. *J. Org. Chem.* **1999**, 64, 4572–4573.
7. Adam, W.; Makosza, M.; Zhao, C.-G.; Surowiec, M. *J. Org. Chem.* **2000**, 65, 1099–1101.
8. Gallardo, I.; Guirado, G.; Marquet, J. *J. Org. Chem.* **2002**, 67, 2548–2555.
9. Al-Kaysi, R. O.; Guirado, G.; Valente, E. *J. Eur. J. Org. Chem.* **2004**, 3408–3411.
10. Um, I.-H.; Min, S.-W.; Dust, J. M. *J. Org. Chem.* **2007**, 72, 8797–8803.
11. Han, T. Y.-J.; Pagoria, P. F.; Gash, A. E.; Maiti, A.; Orme, C. A.; Mitchell, A. R.; Fried, L. E. *New J. Chem.* **2009**, 33, 50–56.

[1,2]-Meisenheimer rearrangement

[1,2]-Sigmatropic rearrangement of tertiary amine *N*-oxides to substituted hydroxylamines.



Example 1⁷

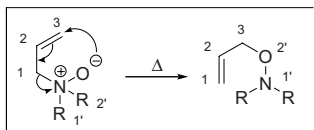


References

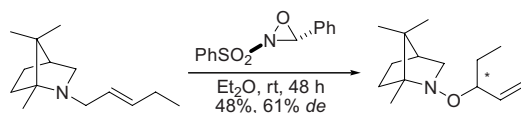
1. Meisenheimer, J. *Ber.* **1919**, *52*, 1667–1677.
2. Castagnoli, N., Jr.; Craig, J. C.; Melikian, A. P.; Roy, S. K. *Tetrahedron* **1970**, *26*, 4319–4327.
3. Johnstone, R. A. W. *Mech. Mol. Migr.* **1969**, *2*, 249–266. (Review).
4. Kurihara, T.; Sakamoto, Y.; Tsukamoto, K.; Ohishi, H.; Harusawa, S.; Yoneda, R. *J. Chem. Soc., Perkin Trans. 1*, **1993**, 81–87.
5. Yoneda, R.; Sakamoto, Y.; Oketo, Y.; Minami, K.; Harusawa, S.; Kurihara, T. *Tetrahedron Lett.* **1994**, *35*, 3749–3752.
6. Kurihara, T.; Sakamoto, Y.; Takai, M.; Ohishi, H.; Harusawa, S.; Yoneda, R. *Chem. Pharm. Bull.* **1995**, *43*, 1089–1095.
7. Yoneda, R.; Sakamoto, Y.; Oketo, Y.; Harusawa, S.; Kurihara, T. *Tetrahedron* **1996**, *52*, 14563–14576.
8. Yoneda, R.; Araki, L.; Harusawa, S.; Kurihara, T. *Chem. Pharm. Bull.* **1998**, *46*, 853–856.

[2,3]-Meisenheimer rearrangement

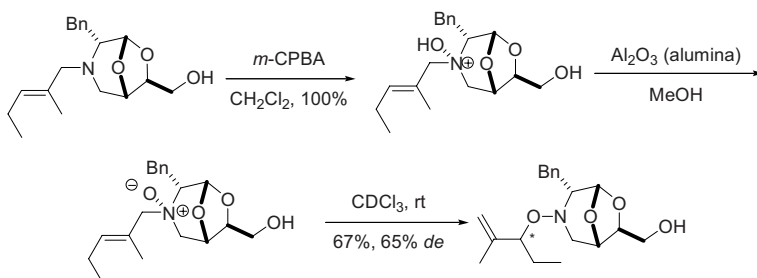
[2,3]-Sigmatropic rearrangement of allylic tertiary amine-*N*-oxides to give *O*-allyl hydroxylamines:



Example 1⁷



Example 2⁸

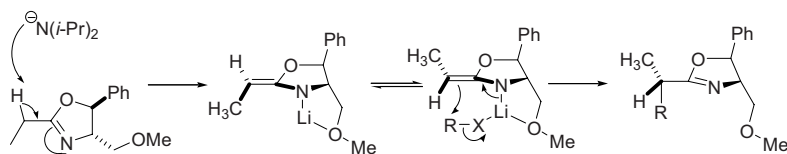
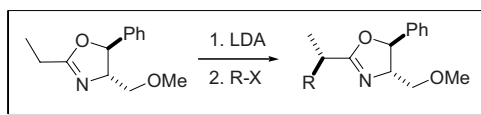


References

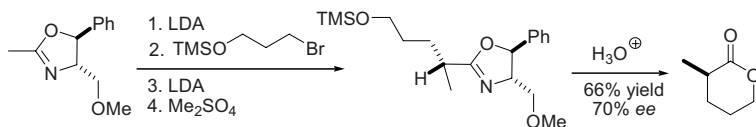
1. Meisenheimer, J. *Ber.* **1919**, *52*, 1667–1677.
2. Yamamoto, Y.; Oda, J.; Inouye, Y. *J. Org. Chem.* **1976**, *41*, 303–306.
3. Johnstone, R. A. W. *Mech. Mol. Migr.* **1969**, *2*, 249–266. (Review).
4. Kurihara, T.; Sakamoto, Y.; Matsumoto, H.; Kawabata, N.; Harusawa, S.; Yoneda, R. *Chem. Pharm. Bull.* **1994**, *42*, 475–480.
5. Blanchet, J.; Bonin, M.; Micouin, L.; Husson, H.-P. *Tetrahedron Lett.* **2000**, *41*, 8279–8283.
6. Enders, D.; Kempen, H. *Synlett* **1994**, 969–971.
7. Buston, J. E. H.; Coldham, I.; Mulholland, K. R. *Synlett* **1997**, 322–324.
8. Guarna, A.; Occhiato, E. G.; Pizzetti, M.; Scarpi, D.; Sisi, S.; van Sterkenburg, M. *Tetrahedron: Asymmetry* **2000**, *11*, 4227–4238.
9. Mucsi, Z.; Szabó, A.; Hermeicz, I.; Kucsman, Á.; Csizmadia, I. G. *J. Am. Chem. Soc.* **2005**, *127*, 7615–7621.
10. Bourgeois, J.; Dion, I.; Cebrowski, P. H.; Loiseau, F.; Bedard, A.-C.; Beauchemin, A. M. *J. Am. Chem. Soc.* **2009**, *131*, 874–875.

Meyers oxazoline method

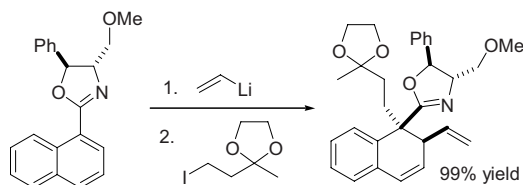
Chiral oxazolines employed as activating groups and/or chiral auxiliaries in nucleophilic addition and substitution reactions that lead to the asymmetric construction of carbon–carbon bonds.



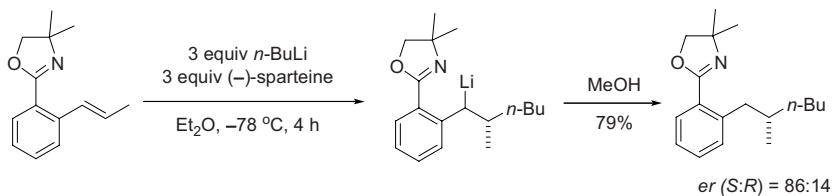
Example 1²



Example 2⁵



Example 3⁹



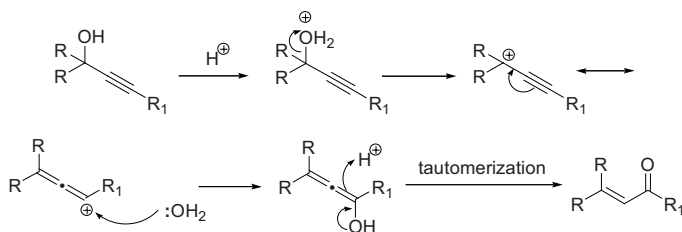
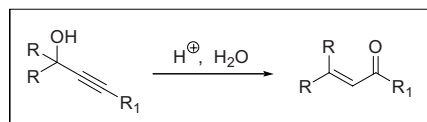
References

1. (a) Meyers, A. I.; Knaus, G.; Kamata, K. *J. Am. Chem. Soc.* **1974**, *96*, 268–270. While Albert I. Meyers was an assistant professor at Wayne State University, neighboring pharmaceutical firm Parke–Davis (Drs. George Moersch and Harry Crooks) donated several kilograms of (1*S*,2*S*)-(+)-2-amino-1-phenyl-1,3-propanediol (Meyers referred to it as the Parke–Davis diol), from which his chemistry with chiral oxazolines began. He taught at Colorado State University since 1972. Meyers passed away in 2007. (b) Meyers, A. I.; Knaus, G. *J. Am. Chem. Soc.* **1974**, *96*, 6508–6510. (c) Meyers, A. I.; Knaus, G. *Tetrahedron Lett.* **1974**, *15*, 1333–1336. (d) Meyers, A. I.; Whitten, C. E. *J. Am. Chem. Soc.* **1975**, *97*, 6266–6267. (e) Meyers, A. I.; Mihelich, E. D. *J. Org. Chem.* **1975**, *40*, 1186–1187. (f) Meyers, A. I.; Mihelich, E. D. *Angew. Chem., Int. Ed.* **1976**, *15*, 270–271. (Review). (g) Meyers, A. I. *Acc. Chem. Res.* **1978**, *11*, 375–381. (Review).
2. Meyers, A. I.; Yamamoto, Y.; Mihelich, E. D.; Bell, R. A. *J. Org. Chem.* **1980**, *45*, 2792–2796.
3. Meyers, A. I., Lutomski, K. A. In *Asymmetric Synthesis*, Morrison, J. D. Ed.; Vol III, Part B, Chapter 3, Academic Press, **1983**. (Review).
4. Reuman, M.; Meyers, A. I. *Tetrahedron* **1985**, *41*, 837–860. (Review).
5. Robichaud, A. J.; Meyers, A. I. *J. Org. Chem.* **1991**, *56*, 2607–2609.
6. Gant, T. G.; Meyers, A. I. *Tetrahedron* 1994, *50*, 2297–2360. (Review).
7. Meyers, A. I. *J. Heterocycl. Chem.* 1998, *35*, 991–1002. (Review).
8. Wolfe, J. P. *Meyers Oxazoline Method*. In *Name Reactions in Heterocycl. Chemistry*; Li, J. J., Corey, E. J., Eds.; Wiley & Sons: Hoboken, NJ, **2005**, pp 237–248. (Review).
9. Hogan, A.-M. L.; Tricotet, T.; Meek, A.; Khokhar, S. S.; O’Shea, D. F. *J. Org. Chem.* **2008**, *73*, 6041–6044.

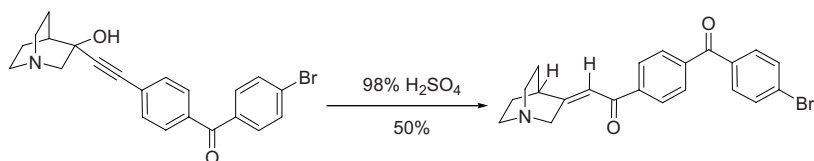
Meyer–Schuster rearrangement

The isomerization of secondary and tertiary α -acetylenic alcohols to α,β -unsaturated carbonyl compounds *via* 1,3-shift. When the acetylenic group is terminal, the products are aldehydes, whereas the internal acetylenes give ketones.

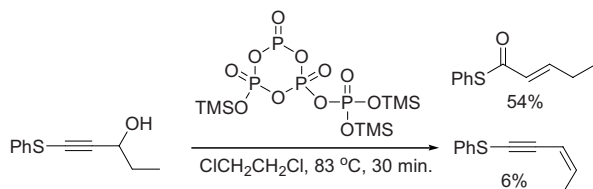
Cf. Rupe rearrangement.



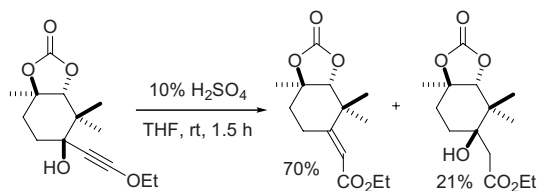
Example 1⁶

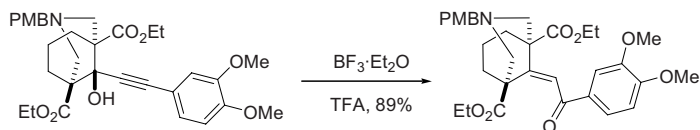


Example 2⁷



Example 3⁸



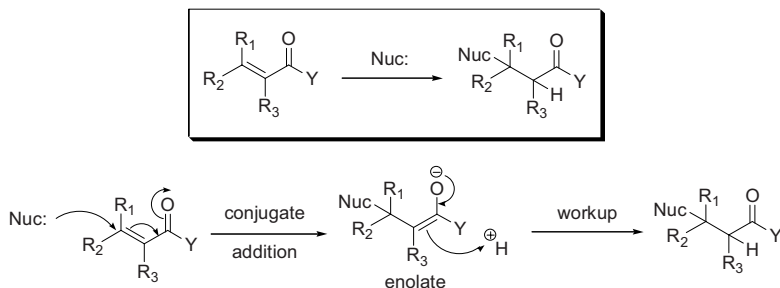
Example 4⁹

References

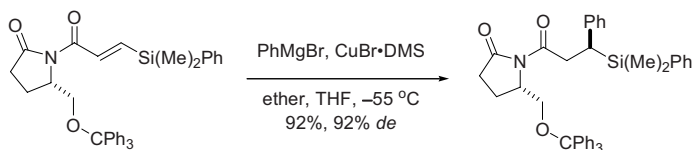
1. Meyer, K. H.; Schuster, K. *Ber.* **1922**, *55*, 819–823.
2. Swaminathan, S.; Narayanan, K. V. *Chem. Rev.* **1971**, *71*, 429–438. (Review).
3. Edens, M.; Boerner, D.; Chase, C. R.; Nass, D.; Schiavelli, M. D. *J. Org. Chem.* **1977**, *42*, 3403–3408.
4. Andres, J.; Cardenas, R.; Silla, E.; Tapia, O. *J. Am. Chem. Soc.* **1988**, *110*, 666–674.
5. Tapia, O.; Lluch, J. M.; Cardenas, R.; Andres, J. *J. Am. Chem. Soc.* **1989**, *111*, 829–835.
6. Brown, G. R.; Hollinshead, D. M.; Stokes, E. S.; Clarke, D. S.; Eakin, M. A.; Foubister, A. J.; Glossop, S. C.; Griffiths, D.; Johnson, M. C.; McTaggart, F.; Mirrlees, D. J.; Smith, G. J.; Wood, R. *J. Med. Chem.* **1999**, *42*, 1306–1311.
7. Yoshimatsu, M.; Naito, M.; Kawahigashi, M.; Shimizu, H.; Kataoka, T. *J. Org. Chem.* **1995**, *60*, 4798–4802.
8. Crich, D.; Natarajan, S.; Crich, J. Z. *Tetrahedron* **1997**, *53*, 7139–7158.
9. Williams, C. M.; Heim, R.; Bernhardt, P. V. *Tetrahedron* **2005**, *61*, 3771–3779.
10. Mullins, R. J.; Collins, N. R. *Meyer–Schuster Rearrangement*. In *Name Reactions for Homologations-Part II*; Li, J. J., Corey, E. J., Eds.; Wiley & Sons: Hoboken, NJ, **2009**, pp 305–318. (Review).

Michael addition

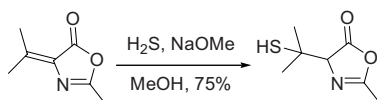
Also known as conjugate addition, Michael addition is the 1,4-addition of a nucleophile to an α,β -unsaturated system.



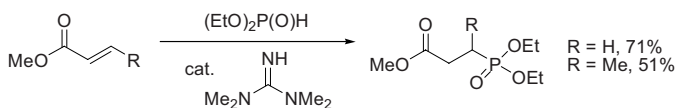
Example 1, Asymmetric Michael addition²



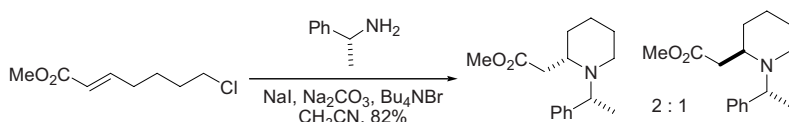
Example 2, Thia-Michael addition³

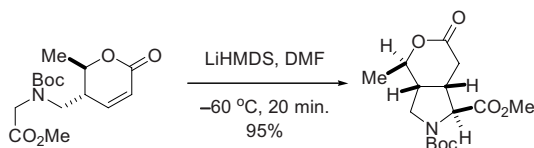


Example 3, Phospha-Michael addition⁷



Example 4, Asymmetric aza-Michael addition⁹



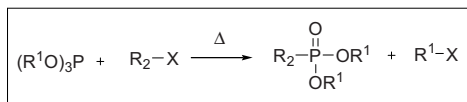
Example 5, Intramolecular Michael addition¹⁰

References

1. Michael, A. *J. Prakt. Chem.* **1887**, 35, 349. Arthur Michael (1853–1942) was born in Buffalo, New York. He studied under Robert Bunsen, August Hofmann, Adolphe Wurtz, and Dimitri Mendeleev, but never bothered to take a degree. Back to the United States, Michael became a Professor of Chemistry at Tufts University, where he married one of his most brilliant students, Helen Abbott, one of the few female organic chemists in this period. Since he failed miserably as an administrator, Michael and his wife set up their own private laboratory at Newton Center, Massachusetts, where the Michael addition was discovered.
2. Hunt, D. A. *Org. Prep. Proced. Int.* **1989**, 21, 705–749.
3. D'Angelo, J.; Desmaële, D.; Dumas, F.; Guingant, A. *Tetrahedron: Asymmetry* **1992**, 3, 459–505.
4. Lipshutz, B. H.; Sengupta, S. *Org. React.* **1992**, 41, 135–631. (Review).
5. Hoz, S. *Acc. Chem. Res.* **1993**, 26, 69–73. (Review).
6. Ihara, M.; Fukumoto, K. *Angew. Chem., Int. Ed.* **1993**, 32, 1010–1022. (Review).
7. Simoni, D.; Invidiata, F. P.; Manferdini, M.; Lampronti, I.; Rondanin, R.; Roberti, M.; Pollini, G. P. *Tetrahedron Lett.* **1998**, 39, 7615–7618.
8. Enders, D.; Saint-Dizier, A.; Lannou, M.-I.; Lenzen, A. *Eur. J. Org. Chem.* **2006**, 29–49. (Review on the phospho-Michael addition).
9. Chen, L.-J.; Hou, D.-R. *Tetrahedron: Asymmetry* **2008**, 19, 715–720.
10. Sakaguchi, H.; Tokuyama, H.; Fukuyama, T. *Org. Lett.* **2008**, 10, 1711–1714.
11. Thaler, T.; Knochel, P. *Angew. Chem., Int. Ed.* **2009**, 48, 645–648.

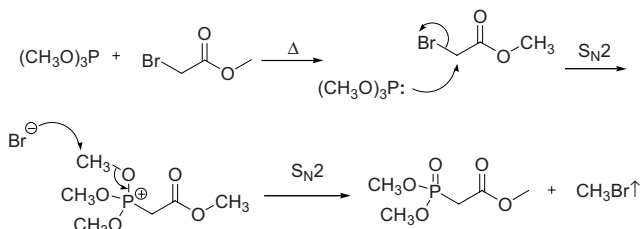
Michaelis–Arbuzov phosphonate synthesis

Phosphonate synthesis from the reaction of alkyl halides with phosphites.
General scheme:

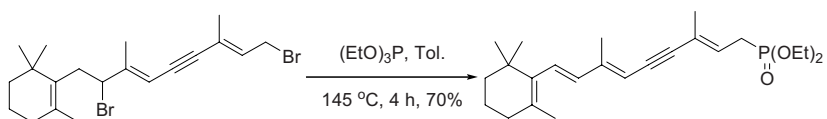


R^1 = alkyl, *etc.*; R_2 = alkyl, acyl, *etc.*; X = Cl, Br, I

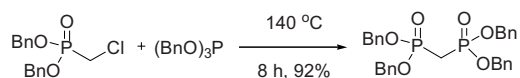
For instance:



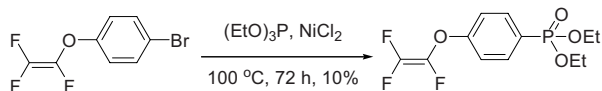
Example 1²



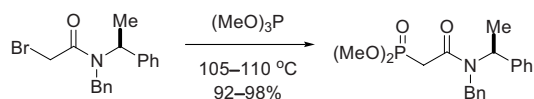
Example 2⁶

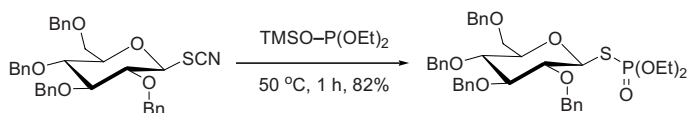


Example 3⁷



Example 4⁹



Example 5¹⁰

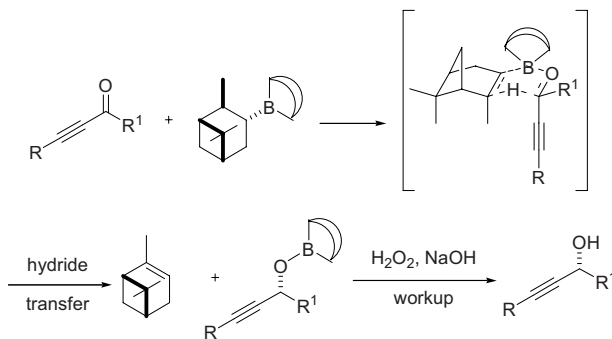
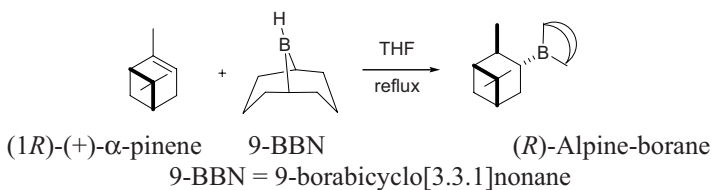
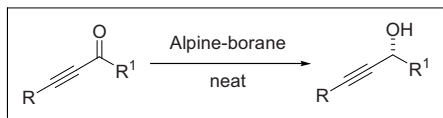
References

1. (a) Michaelis, A.; Kaehne, R. *Ber.* **1898**, *31*, 1048–1055. (b) Arbutov, A. E. *J. Russ. Phys. Chem. Soc.* **1906**, *38*, 687.
2. Surmatis, J. D.; Thommen, R. *J. Org. Chem.* **1969**, *34*, 559–560.
3. Gillespie, P.; Ramirez, F.; Ugi, I.; Marquarding, D. *Angew. Chem., Int. Ed.* **1973**, *12*, 91–119. (Review).
4. Waschbüsch, R.; Carran, J.; Marinetti, A.; Savignac, P. *Synthesis* **1997**, 727–743.
5. Bhattacharya, A. K.; Stolz, F.; Schmidt, R. R. *Tetrahedron Lett.* **2001**, *42*, 5393–5395.
6. Erker, T.; Handler, N. *Synthesis* **2004**, 668–670.
7. Souzy, R.; Ameduri, B.; Boutevin, B.; Virieux, D. *J. Fluorine Chem.* **2004**, *125*, 1317–1324.
8. Kadyrov, A. A.; Silaev, D. V.; Makarov, K. N.; Gervits, L. L.; Röschenthaler, G.-V. *J. Fluorine Chem.* **2004**, *125*, 1407–1410.
9. Ordonez, M.; Hernandez-Fernandez, E.; Montiel-Perez, M.; Bautista, R.; Bustos, P.; Rojas-Cabrera, H.; Fernandez-Zertuche, M.; Garcia-Barradas, O. *Tetrahedron: Asymmetry* **2007**, *18*, 2427–2436.
10. Piekutowska, M.; Pakulski, Z. *Carbohydrate Res.* **2008**, *343*, 785–792.

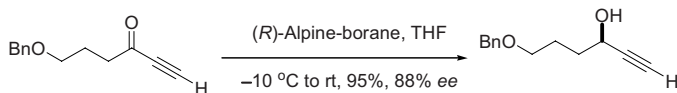
Midland reduction

Asymmetric reduction of ketones using Alpine-borane[®].

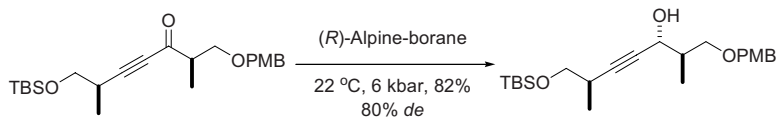
Alpine-borane[®] = *B*-isopinocampheyl-9-borabicyclo[3.3.1]nonane.

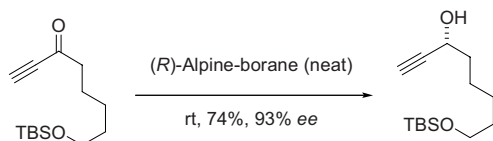


Example 1⁶



Example 2⁷



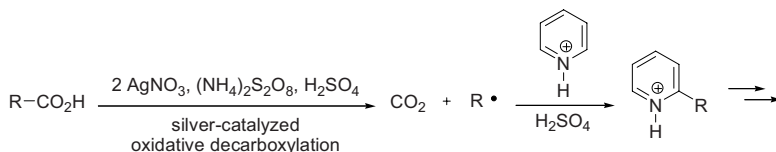
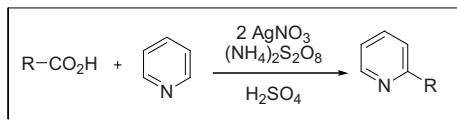
Example 3⁸

References

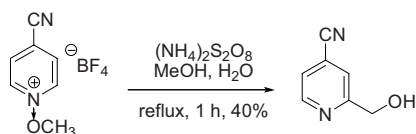
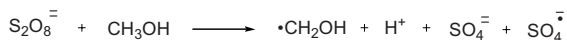
1. Midland, M. M.; Greer, S.; Tramontano, A.; Zderic, S. A. *J. Am. Chem. Soc.* **1979**, *101*, 2352–2355. M. Mark Midland was a professor at the University of California, Riverside.
2. Midland, M. M.; McDowell, D. C.; Hatch, R. L.; Tramontano, A. *J. Am. Chem. Soc.* **1980**, *102*, 867–869.
3. Brown, H. C.; Pai, G. G. *J. Org. Chem.* **1982**, *47*, 1606–1608.
4. Brown, H. C.; Pai, G. G.; Jadhav, P. K. *J. Am. Chem. Soc.* **1984**, *106*, 1531–1533.
5. Singh, V. K. *Synthesis* **1992**, 605–617. (Review).
6. Williams, D. R.; Fromhold, M. G.; Earley, J. D. *Org. Lett.* **2001**, *3*, 2721–2724.
7. Mulzer, J.; Berger, M. *J. Org. Chem.* **2004**, *69*, 891–898.
8. Kiewel, K.; Luo, Z.; Sulikowski, G. A. *Org. Lett.* **2005**, *7*, 5163–5165.
9. Clay, J. M. *Midland reduction*. In *Name Reactions for Functional Group Transformations*; Li, J. J., Corey, E. J., Eds.; Wiley & Sons: Hoboken, NJ, **2007**, pp 40–45. (Review).

Minisci reaction

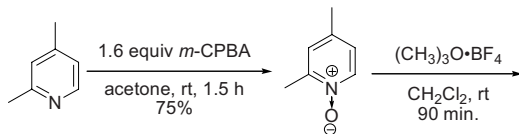
Radical-based carbon–carbon bond formation with electron-deficient heteroaromatics. The reaction entails an intermolecular addition of a nucleophilic radical to protonated heteroaromatic nucleus.



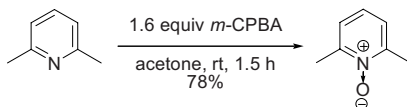
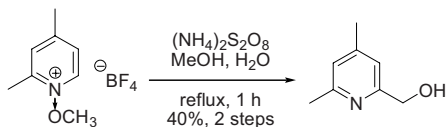
Example 1⁴

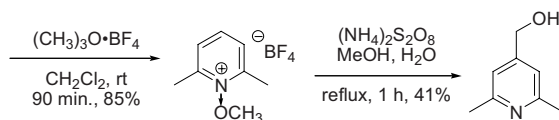


Example 2⁵

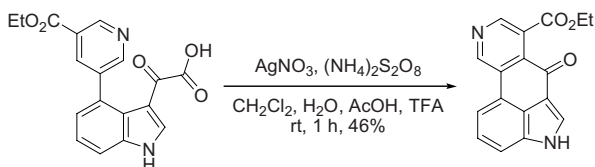


Meerwein's reagent

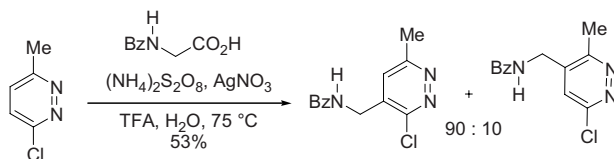




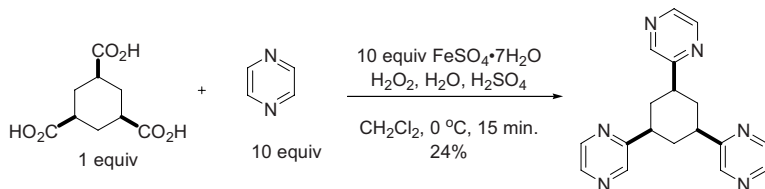
Example 3, Intramolecular Minisci reaction⁶



Example 4⁷



Example 5¹⁰

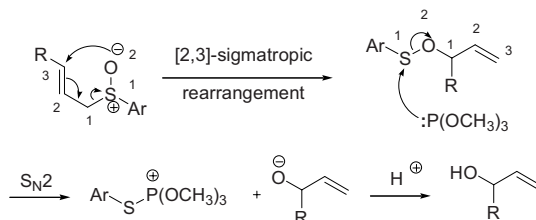
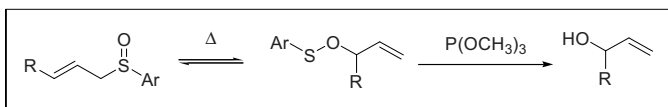


References

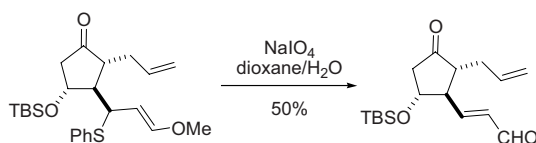
1. Minisci, F.; Bernardi, R.; Bertini, F.; Galli, R.; Perchinummo, M. *Tetrahedron* **1971**, *27*, 3575–3579.
2. Minisci, F. *Synthesis* **1973**, 1–24. (Review).
3. Minisci, F. *Acc. Chem. Res.* **1983**, *16*, 27–32. (Review).
4. Katz, R. B.; Mistry, J.; Mitchell, M. B. *Synth. Commun.* **1989**, *19*, 317–325.
5. Biyouki, M. A. A.; Smith, R. A. J.; Bedford, J. J.; Leader, J. P. *Synth. Commun.* **1998**, *28*, 3817–3825.
6. Doll, M. K. H. *J. Org. Chem.* **1999**, *64*, 1372–1374.
7. Cowden, C. J. *Org. Lett.* **2003**, *5*, 4497–4499.
8. Kast, O.; Bracher, F. *Synth. Commun.* **2003**, *33*, 3843–3850.
9. Benaglia, M.; Puglisi, A.; Holczknecht, O.; Quici, S.; Pozzi, G. *Tetrahedron* **2005**, *61*, 12058–12064.
10. Palde, P. B.; McNaughton, B. R.; Ross, N. T.; Gareiss, P. C.; Mace, C. R.; Spitale, R. C.; Miller, B. L. *Synthesis* **2007**, 2287–2290.
11. Brebion, F.; Nájera, F.; Delouvrié, B.; Lacôte, E.; Fensterbank, L.; Malacria, M. *J. Heterocycl. Chem.* **2008**, *45*, 527–532.

Mislow–Evans rearrangement

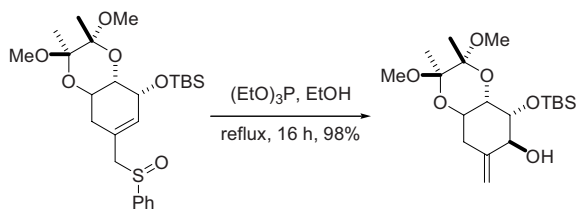
[2,3]-Sigmatropic rearrangement of allylic sulfoxide to allylic alcohol.



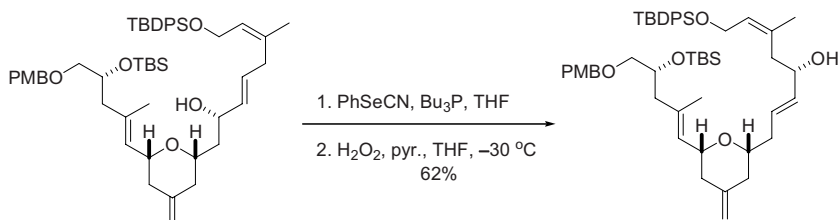
Example 1²



Example 2⁷



Example 3, Seleno-Mislow-Evans⁸

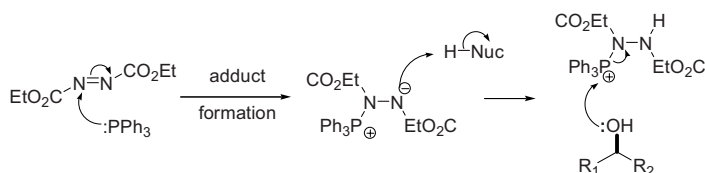
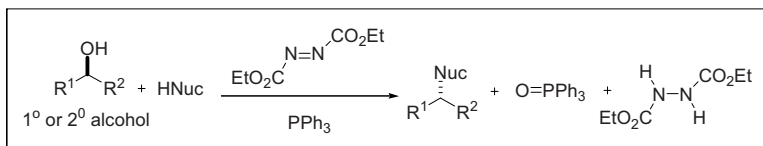


References

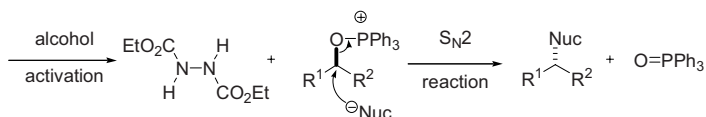
1. (a) Tang, R.; Mislow, K. *J. Am. Chem. Soc.* **1970**, *92*, 2100–2104. (b) Evans, D. A.; Andrews, G. C.; Sims, C. L. *J. Am. Chem. Soc.* **1971**, *93*, 4956–4957. (c) Evans, D. A.; Andrews, G. C. *J. Am. Chem. Soc.* **1972**, *94*, 3672–3674. (d) Evans, D. A.; Andrews, G. C. *Acc. Chem. Res.* **1974**, *7*, 147–155. (Review).
2. Sato, T.; Shima, H.; Otera, J. *J. Org. Chem.* **1995**, *60*, 3936–3937.
3. Jones-Hertzog, D. K.; Jorgensen, W. L. *J. Am. Chem. Soc.* **1995**, *117*, 9077–9078.
4. Jones-Hertzog, D. K.; Jorgensen, W. L. *J. Org. Chem.* **1995**, *60*, 6682–6683.
5. Mapp, A. K.; Heathcock, C. H. *J. Org. Chem.* **1999**, *64*, 23–27.
6. Zhou, Z. S.; Flohr, A.; Hilvert, D. *J. Org. Chem.* **1999**, *64*, 8334–8341.
7. Shinada, T.; Fuji, T.; Ohtani, Y.; Yoshida, Y.; Ohfuné, Y. *Synlett* **2002**, 1341–1343.
8. Aubele, D. L.; Wan, S.; Floreancig, P. E. *Angew. Chem., Int. Ed.* **2005**, *44*, 3485–3499.
9. Albert, B. J.; Sivaramakrishnan, A.; Naka, T.; Koide, K. *J. Am. Chem. Soc.* **2006**, *128*, 2792–2793.
10. Pelc, M. J.; Zakarian, A. *Tetrahedron Lett.* **2006**, *47*, 7519–7523.
11. Brebion, F.; Najera, F.; Delouvie, B.; Lacote, E.; Fensterbank, L.; Malacria, M. *Synthesis* **2007**, 2273–2278.

Mitsunobu reaction

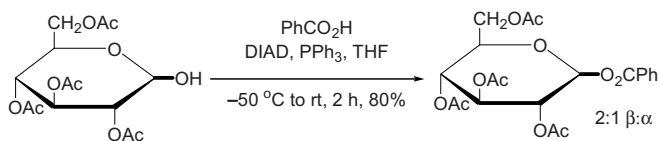
S_N2 inversion of an alcohol by a nucleophile using disubstituted azodicarboxylates (originally, diethyl diazodicarboxylate, or DEAD) and trisubstituted phosphines (originally, triphenylphosphine).



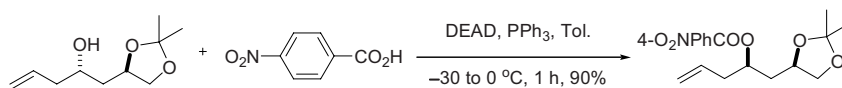
Diethyl azodicarboxylate (DEAD)

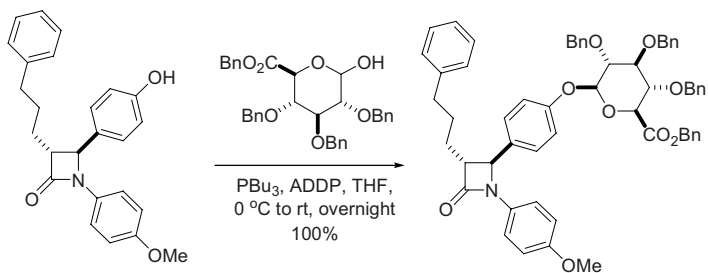


Example 1²

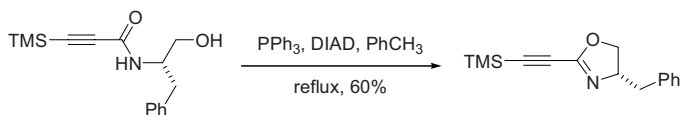
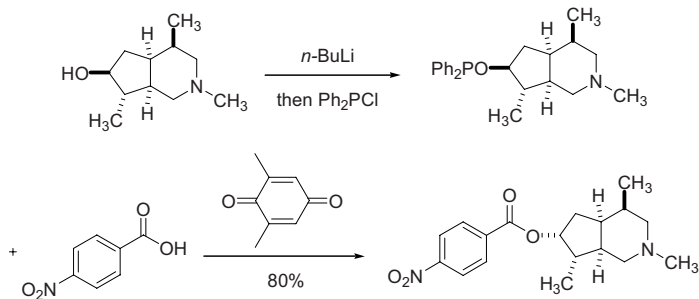
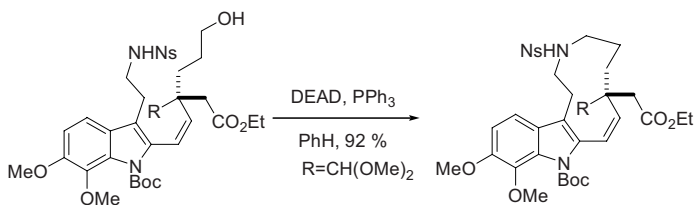


Example 2³



Example 3, Ether formation⁶

ADDP = 1,1'-(azodicarbonyl)dipiperidine

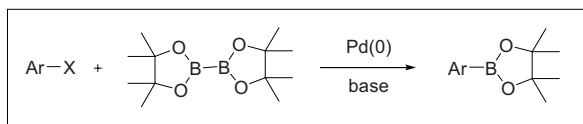
Example 4⁷Example 5⁸Example 6, Intramolecular Mitsunobu reaction⁹

References

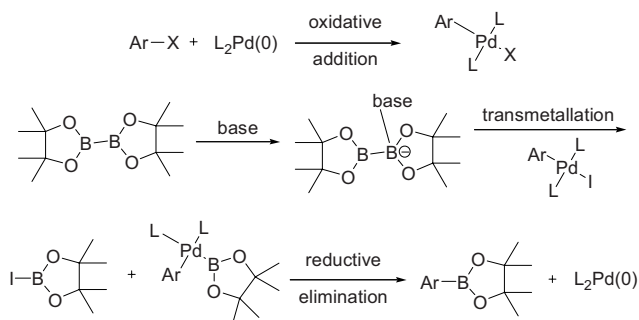
1. (a) Mitsunobu, O.; Yamada, M. *Bull. Chem. Soc. Jpn.* **1967**, *40*, 2380–2382. (b) Mitsunobu, O. *Synthesis* **1981**, 1–28. (Review).
2. Smith, A. B., III; Hale, K. J.; Rivero, R. A. *Tetrahedron Lett.* **1986**, *27*, 5813–5816.
3. Kocieński, P. J.; Yeates, C.; Street, D. A.; Campbell, S. F. *J. Chem. Soc., Perkin Trans. 1*, **1987**, 2183–2187.
4. Hughes, D. L. *Org. React.* **1992**, *42*, 335–656. (Review).
5. Hughes, D. L. *Org. Prep. Proc. Int.* **1996**, *28*, 127–164. (Review).
6. Vaccaro, W. D.; Sher, R.; Davis, H. R., Jr. *Bioorg. Med. Chem. Lett.* **1998**, *8*, 35–40.
7. Cevallos, A.; Rios, R.; Moyano, A.; Pericàs, M. A.; Riera, A. *Tetrahedron: Asymmetry* **2000**, *11*, 4407–4416.
8. Mukaiyama, T.; Shintou, T.; Fukumoto, K. *J. Am. Chem. Soc.* **2003**, *125*, 10538–10539.
9. Sumi, S.; Matsumoto, K.; Tokuyama, H.; Fukuyama, T. *Tetrahedron* **2003**, *59*, 8571–8587.
10. Christen, D. P. *Mitsunobu reaction*. In *Name Reactions for Homologations-Part II*; Li, J. J., Corey, E. J., Eds.; Wiley & Sons: Hoboken, NJ, **2009**, pp 671–748. (Review).

Miyaura borylation

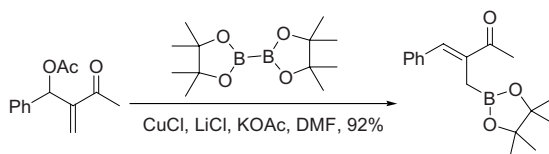
Palladium-catalyzed reaction of aryl halides with diboron reagents to produce arylboronates. Also known as Hosomi–Miyaura borylation.



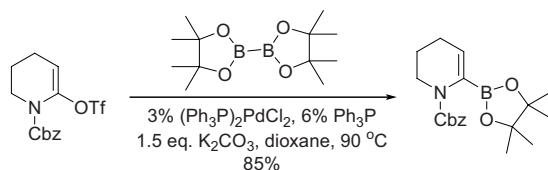
X = I, Br, Cl, OTf.

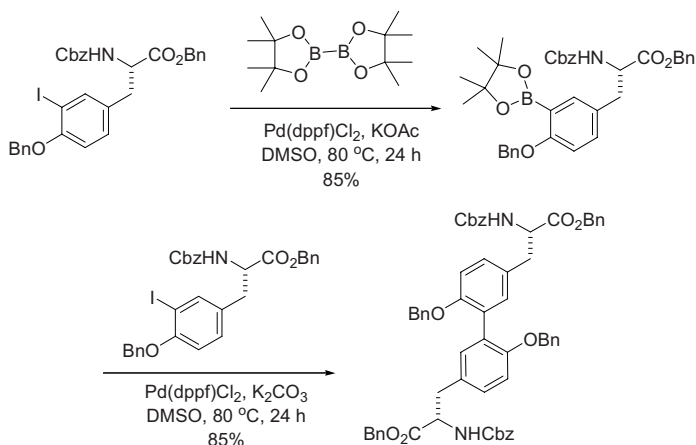
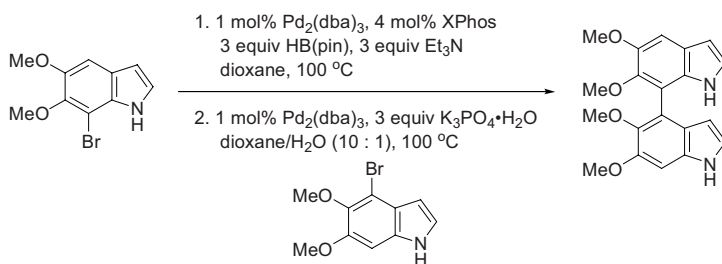


Example 1⁷



Example 2⁸



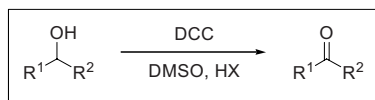
Example 3⁹Example 4, One-pot synthesis of biindolyl¹⁰

References

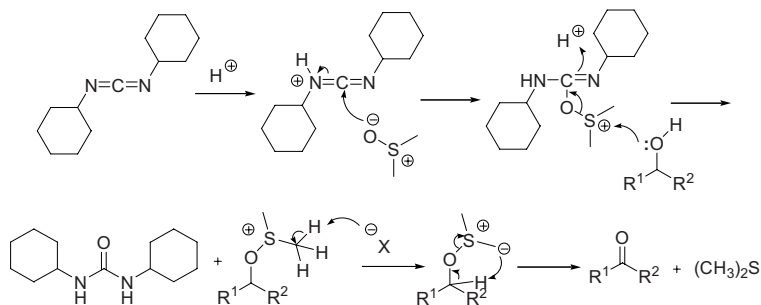
1. Ishiyama, T.; Murata, M.; Miyaura, N. *J. Org. Chem.* **1995**, *60*, 7508–7510.
2. Miyaura, N.; Suzuki, A. *Chem. Rev.* **1995**, *95*, 2457–2483. (Review).
3. Suzuki, A. *J. Organomet. Chem.* **1995**, *576*, 147–168. (Review).
4. Carbonnelle, A.-C.; Zhu, J. *Org. Lett.* **2000**, *2*, 3477–3480.
5. Giroux, A. *Tetrahedron Lett.* **2003**, *44*, 233–235.
6. Kabalka, G. W.; Yao, M.-L. *Tetrahedron Lett.* **2003**, *44*, 7885–7887.
7. Ramachandran, P. V.; Pratihari, D.; Biswas, D.; Srivastava, A.; Reddy, M. V. R. *Org. Lett.* **2004**, *6*, 481–484.
8. Occhiato, E. G.; Lo Galbo, F.; Guarna, A. *J. Org. Chem.* **2005**, *70*, 7324–7330.
9. Skaff, O.; Jolliffe, K. A.; Hutton, C. A. *J. Org. Chem.* **2005**, *70*, 7353–7363.
10. Duong, H. A.; Chua, S.; Huleatt, P. B.; Chai, C. L. L. *J. Org. Chem.* **2008**, *73*, 9177–9180.
11. Jo, T. S.; Kim, S. H.; Shin, J.; Bae, C. *J. Am. Chem. Soc.* **2009**, *131*, 1656–1657.

Moffatt oxidation

Oxidation of alcohols using DCC and DMSO, aka “Pfitzner–Moffatt oxidation”.

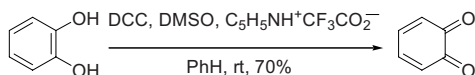


DCC, 1,3-dicyclohexylcarbodiimide

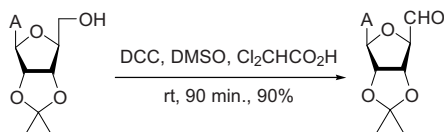


1,3-dicyclohexylurea

Example 1²



Example 2⁸



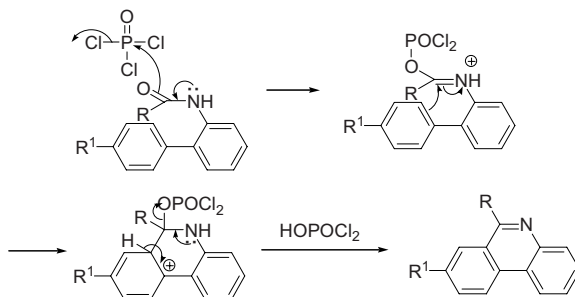
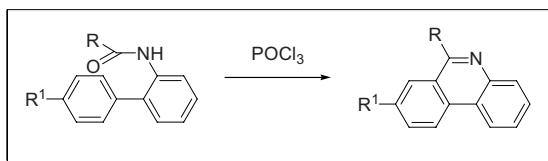
A = adenosine

References

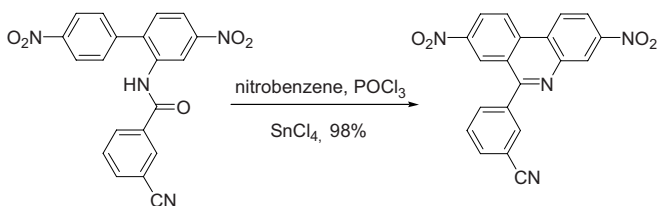
1. Pfitzner, K. E.; Moffatt, J. G. *J. Am. Chem. Soc.* **1963**, *85*, 3027–3028.
2. Schobert, R. *Synthesis* **1987**, 741–742.
3. Liu, H. J.; Nyangulu, J. M. *Tetrahedron Lett.* **1988**, *29*, 3167–3170.
4. Tidwell, T. T. *Org. React.* **1990**, *39*, 297–572. (Review).
5. Gordon, J. F.; Hanson, J. R.; Jarvis, A. G.; Ratcliffe, A. H. *J. Chem. Soc., Perkin Trans. 1*, **1992**, 3019–3022.
6. Krysan, D. J.; Haight, A. R.; Lallaman, J. E. *Org. Prep. Proced. Int.* **1993**, *25*, 437–443.
7. Adak, A. K. *Synlett* **2004**, 1651–1652.
8. Wang, M.; Zhang, J.; Andrei, D.; Kuczera, K.; Borchardt, R. T.; Wnuk, S. F. *J. Med. Chem.* **2005**, *48*, 3649–3653.
9. van der Linden, J. J. M.; Hilberink, P. W.; Kronenburg, C. M. P.; Kemperman, G. J. *Org. Proc. Res. Dev.* **2008**, *12*, 911–920.

Morgan–Walls reaction

Phenanthridine cyclization by dehydrative ring closure of acyl-*o*-aminobiphenyls with phosphorus oxychloride in boiling nitrobenzene.

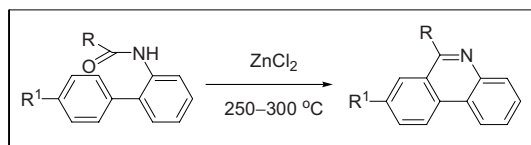


Example 1⁶

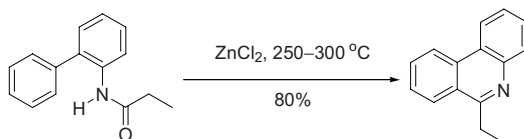


Pictet–Hubert reaction

The Morgan–Walls reaction is a variant of the Pictet–Hubert reaction where the phenanthridine cyclization was accomplished by dehydrative ring closure of acyl-*o*-aminobiphenyls on heating with zinc chloride at 250–300 °C.



Example 2⁴

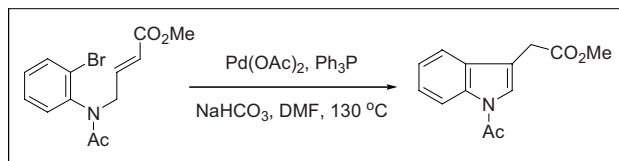


References

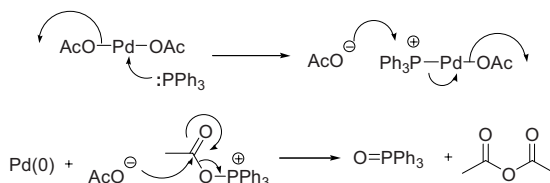
1. (a) Pictet, A.; Hubert, A. *Ber.* **1896**, *29*, 1182–1189. (b) Morgan, C. T.; Walls, L. P. *J. Chem. Soc.* **1931**, 2447–2456. (c) Morgan, C. T.; Walls, L. P. *J. Chem. Soc.* **1932**, 2225–2231.
2. Gilman, H.; Eisch, J. *J. Am. Chem. Soc.* **1957**, *79*, 4423–4426.
3. Hollingsworth, B. L.; Petrow, V. *J. Chem. Soc.* **1961**, 3664–3667.
4. Fodor, G.; Nagubandi, S. *Tetrahedron* **1980**, *36*, 1279–1300.
5. Atwell, G. J.; Baguley, B. C.; Denny, W. A. *J. Med. Chem.* **1988**, *31*, 774–779.
6. Peytou, V.; Condom, R.; Patino, N.; Guedj, R.; Aubertin, A.-M.; Gelus, N.; Bailly, C.; Terreux, R.; Cabrol-Bass, D. *J. Med. Chem.* **1999**, *42*, 4042–4043.
7. Holsworth, D. D. *Pictet–Hubert Reaction*. In *Name Reactions in Heterocyclic Chemistry*; Li, J. J., Corey, E. J., Eds.; Wiley & Sons: Hoboken, NJ, **2005**, 465–468. (Review).

Mori–Ban indole synthesis

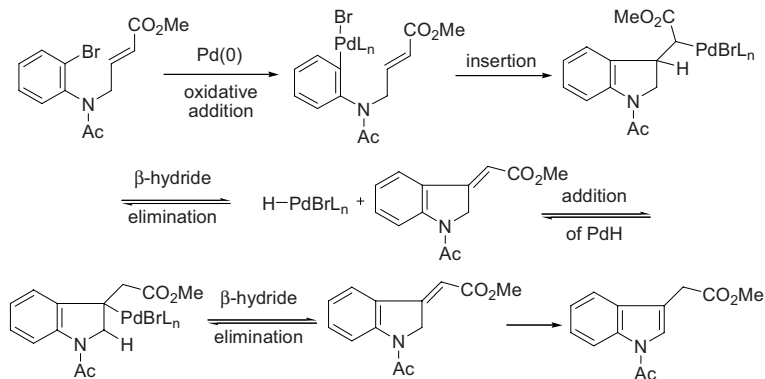
Intramolecular Heck reaction of *o*-halo-aniline with pendant olefin to prepare indole.



Reduction of Pd(OAc)₂ to Pd(0) using Ph₃P:



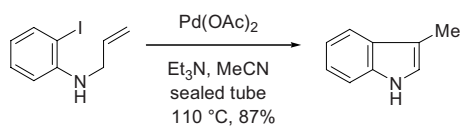
Mori–Ban indole synthesis:

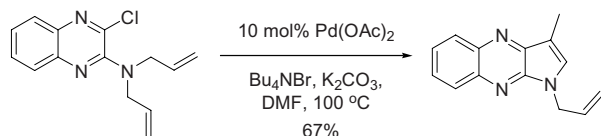
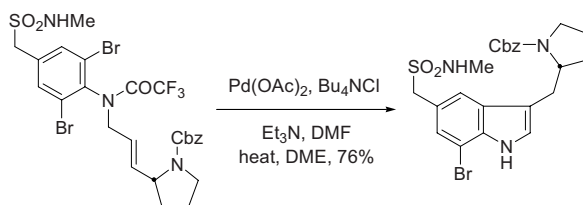


Regeneration of Pd(0):



Example 1^{1a}



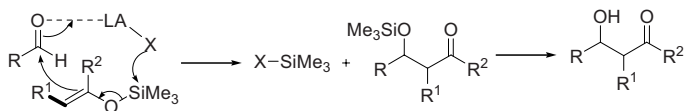
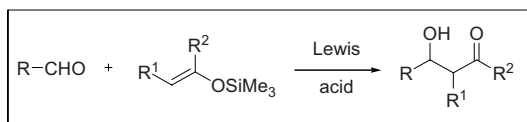
Example 2⁴Example 3⁷

References

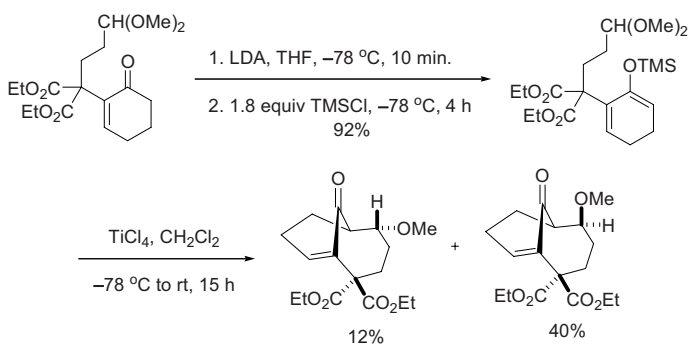
1. Mori–Ban indole synthesis, (a) Mori, M.; Chiba, K.; Ban, Y. *Tetrahedron Lett.* **1977**, *18*, 1037–1040; (b) Ban, Y.; Wakamatsu, T.; Mori, M. *Heterocycles* **1977**, *6*, 1711–1715.
2. Reduction of Pd(OAc)₂ to Pd(0), (a) Amatore, C.; Carre, E.; Jutand, A.; M'Barki, M. A.; Meyer, G. *Organometallics* **1995**, *14*, 5605–5614; (b) Amatore, C.; Carre, E.; M'Barki, M. A. *Organometallics* **1995**, *14*, 1818–1826; (c) Amatore, C.; Jutand, A.; M'Barki, M. A. *Organometallics* **1992**, *11*, 3009–3013; (d) Amatore, C.; Azzabi, M.; Jutand, A. *J. Am. Chem. Soc.* **1991**, *113*, 8375–8384.
3. Macor, J. E.; Ogilvie, R. J.; Wythes, M. J. *Tetrahedron Lett.* **1996**, *37*, 4289–4293.
4. Li, J. J. *J. Org. Chem.* **1999**, *64*, 8425–8427.
5. Gelpke, A. E. S.; Veerman, J. J. N.; Goedheijt, M. S.; Kamer, P. C. J.; van Leuwen, P. W. N. M.; Hiemstra, H. *Tetrahedron* **1999**, *55*, 6657–6670.
6. Sparks, S. M.; Shea, K. J. *Tetrahedron Lett.* **2000**, *41*, 6721–6724.
7. Bosch, J.; Roca, T.; Armengol, M.; Fernandez-Fornier, D. *Tetrahedron* **2001**, *57*, 1041–1048.
8. Ma, J.; Yin, W.; Zhou, H.; Liao, X.; Cook, J. M. *J. Org. Chem.* **2009**, *74*, 264–273.

Mukaiyama aldol reaction

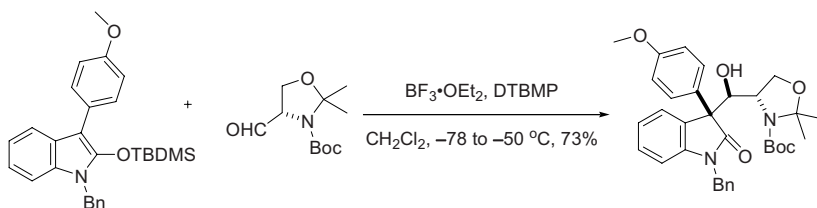
Lewis acid-catalyzed aldol condensation of aldehyde and silyl enol ether.



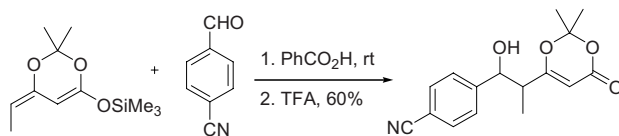
Example 1, Intramolecular Mukaiyama aldol reaction³

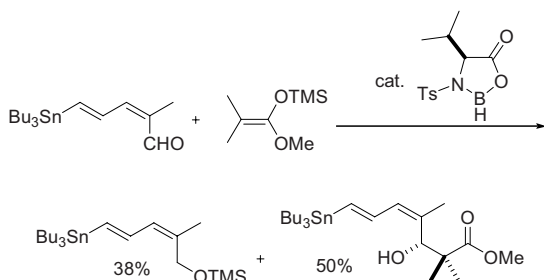
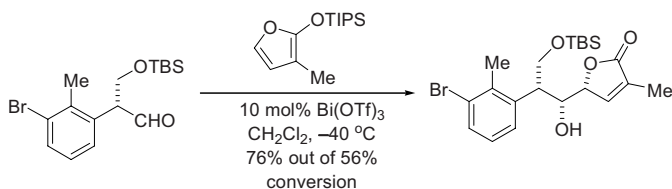


Example 2, Mukaiyama aldol reaction⁷



Example 3, Vinylogous Mukaiyama aldol reaction⁸



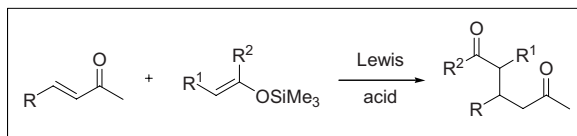
Example 4, Asymmetric Mukaiyama aldol reaction¹⁰Example 5, Mukaiyama aldol reaction¹²

References

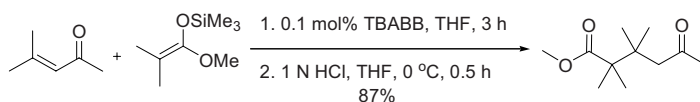
1. (a) Mukaiyama, T.; Narasaka, K.; Banno, K. *Chem. Lett.* **1973**, 1011–1014. (b) Mukaiyama, T.; Narasaka, K.; Banno, K. *J. Am. Chem. Soc.* **1974**, *96*, 7503–7509.
2. Ishihara, K.; Kondo, S.; Yamamoto, H. *J. Org. Chem.* **2000**, *65*, 9125–9128.
3. Armstrong, A.; Critchley, T. J.; Gourdel-Martin, M.-E.; Kelsey, R. D.; Mortlock, A. A. *J. Chem. Soc., Perkin Trans. 1* **2002**, 1344–1350.
4. Clézio, I. L.; Escudier, J.-M.; Vigroux, A. *Org. Lett.* **2003**, *5*, 161–164.
5. Ishihara, K.; Yamamoto, H. *Boron and Silicon Lewis Acids for Mukaiyama Aldol Reactions*. In *Modern Aldol Reactions* Mahrwald, R., Ed.; **2004**, 25–68. (Review).
6. Mukaiyama, T. *Angew. Chem., Int. Ed.* **2004**, *43*, 5590–5614. (Review).
7. Adhikari, S.; Caille, S.; Hanbauer, M.; Ngo, V. X.; Overman, L. E. *Org. Lett.* **2005**, *7*, 2795–2797.
8. Acocella, M. R.; Massa, A.; Palombi, L.; Villano, R.; Scettri, A. *Tetrahedron Lett.* **2005**, *46*, 6141–6144.
9. Jiang, X.; Liu, B.; Lebreton, S.; De Brabander, J. K. *J. Am. Chem. Soc.* **2007**, *129*, 6386–6387.
10. Webb, M. R.; Addie, M. S.; Crawforth, C. M.; Dale, J. W.; Franci, X.; Pizzonero, M.; Donald, C.; Taylor, R. J. K. *Tetrahedron* **2008**, *64*, 4778–4791.
11. Frings, M.; Atodiresci, I.; Runsink, J.; Raabe, G.; Bolm, C. *Chem. Eur. J.* **2009**, *15*, 1566–1569.
12. Gao, S.; Wang, Q.; Chen, C. *J. Am. Chem. Soc.* **2009**, *131*, 1410–1412.

Mukaiyama Michael addition

Lewis acid-catalyzed Michael addition of silyl enol ether to an α,β -unsaturated system.

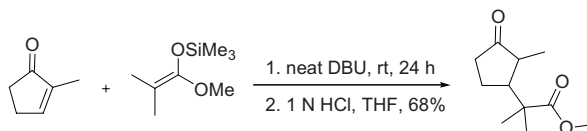


Example 1²

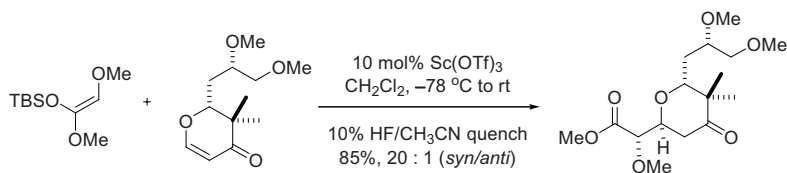


TBABB = tetra-*n*-butylammonium bibenzoate

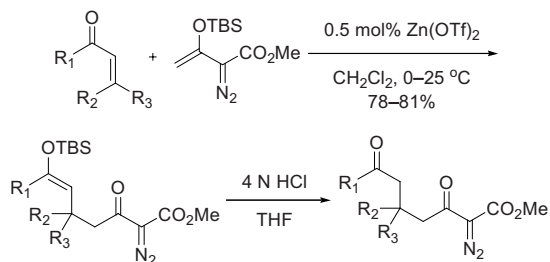
Example 2⁵



Example 3⁸



Example 4⁹



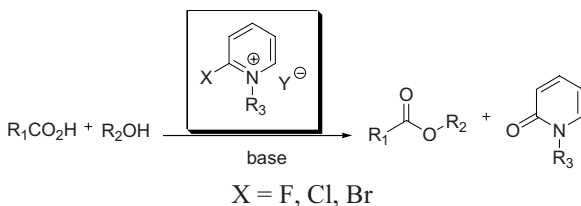
References

1. (a) Mukaiyama, T.; Narasaka, K.; Banno, K. *Chem. Lett.* **1973**, 1011–1014. (b) Mukaiyama, T.; Narasaka, K.; Banno, K. *J. Am. Chem. Soc.* **1974**, *96*, 7503–7509. (c) Mukaiyama, T. *Angew. Chem., Int. Ed.* **2004**, *43*, 5590–5614. (Review).
2. Gnaneshwar, R.; Wadgaonkar, P. P.; Sivaram, S. *Tetrahedron Lett.* **2003**, *44*, 6047–6049.
3. Wang, X.; Adachi, S.; Iwai, H.; Takatsuki, H.; Fujita, K.; Kubo, M.; Oku, A.; Harada, T. *J. Org. Chem.* **2003**, *68*, 10046–10057.
4. Jaber, N.; Assie, M.; Fiaud, J.-C.; Collin, J. *Tetrahedron* **2004**, *60*, 3075–3083.
5. Shen, Z.-L.; Ji, S.-J.; Loh, T.-P. *Tetrahedron Lett.* **2005**, *46*, 507–508.
6. Wang, W.; Li, H.; Wang, J. *Org. Lett.* **2005**, *7*, 1637–1639.
7. Ishihara, K.; Fushimi, M. *Org. Lett.* **2006**, *8*, 1921–1924.
8. Jewett, J. C.; Rawal, V. H. *Angew. Chem., Int. Ed.* **2007**, *46*, 6502–6504.
9. Liu, Y.; Zhang, Y.; Jee, N.; Doyle, M. P. *Org. Lett.* **2008**, *10*, 1605–1608.
10. Takahashi, A.; Yanai, H.; Taguchi, T. *Chem. Commun.* **2008**, 2385–2387.

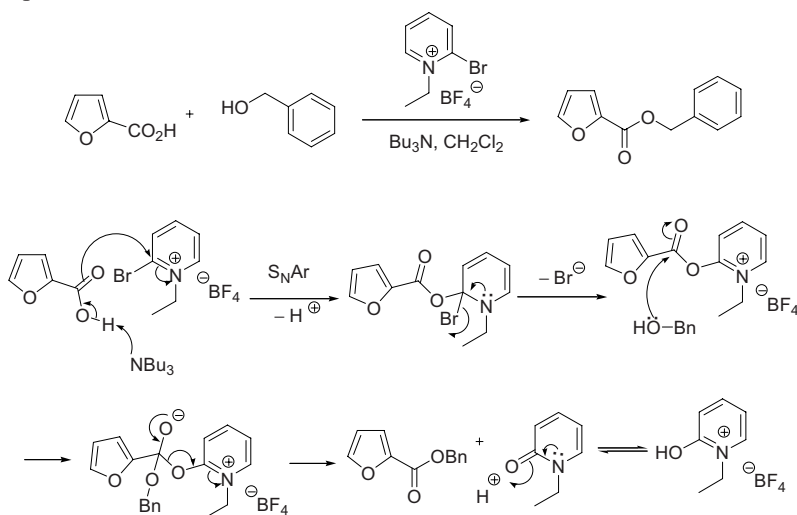
Mukaiyama reagent

Mukaiyama reagent such as 2-chloro-1-methyl-pyridinium iodide for esterification or amide formation.

General scheme:

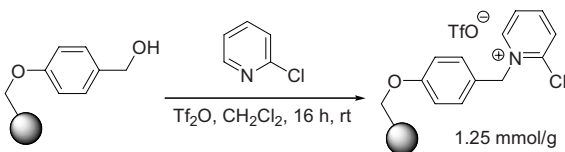


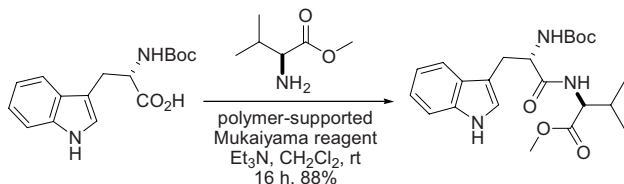
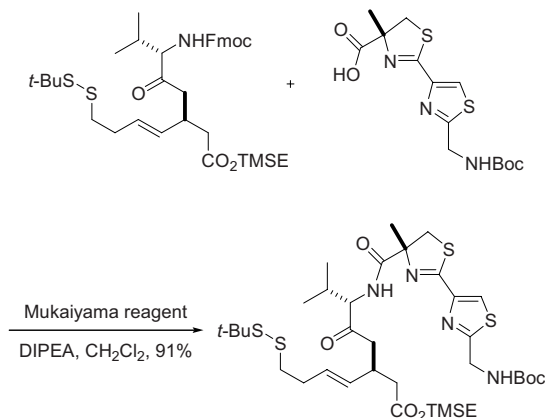
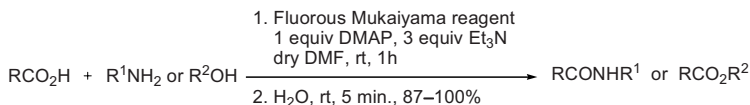
Example 1^{1c}



Amide formation using the Mukaiyama reagent follows a similar mechanistic pathway.^{1d}

Example 2, Polymer-supported Mukaiyama reagent⁵



Example 3⁹Example 4, Fluorous Mukaiyama reagent¹⁰

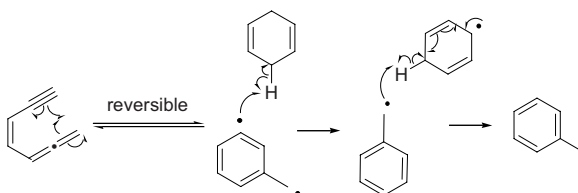
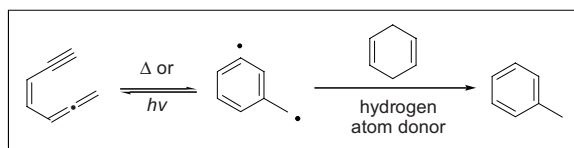
References

- (a) Mukaiyama, T.; Usui, M.; Shimada, E.; Saigo, K. *Chem. Lett.* **1975**, 1045–1048.
 (b) Hojo, K.; Kobayashi, S.; Soai, K.; Ikeda, S.; Mukaiyama, T. *Chem. Lett.* **1977**, 635–636. (c) Mukaiyama, T. *Angew. Chem., Int. Ed.* **1979**, *18*, 707–708. (d) For amide formation, see: Huang, H.; Iwasawa, N.; Mukaiyama, T. *Chem. Lett.* **1984**, 1465–1466.
- Nicolaou, K. C.; Bunnage, M. E.; Koide, K. *J. Am. Chem. Soc.* **1994**, *116*, 8402–8403.
- Yong, Y. F.; Kowalski, J. A.; Lipton, M. A. *J. Org. Chem.* **1997**, *62*, 1540–1542.
- Folmer, J. J.; Acero, C.; Thai, D. L.; Rapoport, H. *J. Org. Chem.* **1998**, *63*, 8170–8182.
- Crosignani, S.; Gonzalez, J.; Swinnen, D. *Org. Lett.* **2004**, *6*, 4579–4582.

6. Mashraqui, S. H.; Vashi, D.; Mistry, H. D. *Synth. Commun.* **2004**, *34*, 3129–3134.
7. Donati, D.; Morelli, C.; Taddei, M. *Tetrahedron Lett.* **2005**, *46*, 2817–2819.
8. Vandromme, L.; Monchaud, D.; Teulade-Fichou, M.-P. *Synlett* **2006**, 3423–3426.
9. Ren, Q.; Dai, L.; Zhang, H.; Tan, W.; Xu, Z.; Ye, T. *Synlett* **2008**, 2379–2383.
10. Matsugi, M.; Suganuma, M.; Yoshida, S.; Hasebe, S.; Kunda, Y.; Hagihara, K.; Oka, S. *Tetrahedron Lett.* **2008**, *49*, 6573–6574.

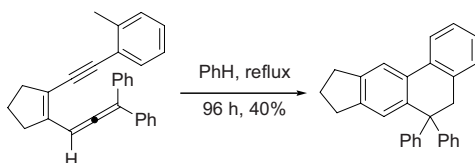
Myers–Saito cyclization

Cf. Bergman cyclization and Schmittel cyclization.

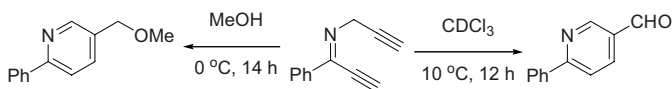


allenyl enyne
Example 1³

diradical



Example 2, Aza-Myers–Saito reaction⁸

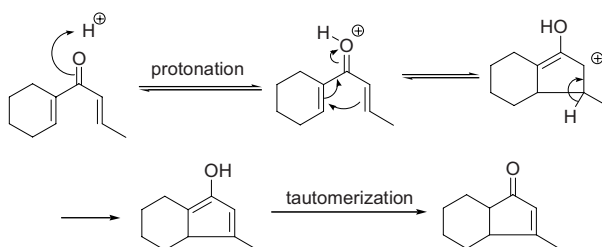
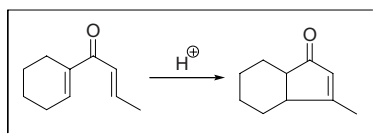


References

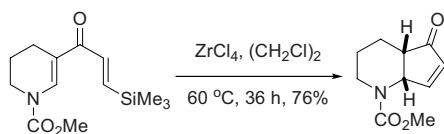
- (a) Myers, A. G.; Proteau, P. J.; Handel, T. M. *J. Am. Chem. Soc.* **1988**, *110*, 7212–7214. (b) Myers, A. G.; Dragovich, P. S.; Kuo, E. Y. *J. Am. Chem. Soc.* **1992**, *114*, 9369–9386.
- Schmittel, M.; Strittmatter, M.; Kiau, S. *Tetrahedron Lett.* **1995**, *36*, 4975–4978.
- Schmittel, M.; Steffen, J.-P.; Auer, D.; Maywald, M. *Tetrahedron Lett.* **1997**, *38*, 6177–6180.
- Bruckner, R.; Suffert, J. *Synlett* **1999**, 657–679. (Review).
- Stahl, F.; Moran, D.; Schleyer, P. von R.; Prall, M.; Schreiner, P. R. *J. Org. Chem.* **2002**, *67*, 1453–1461.
- Musch, P. W.; Remenyi, C.; Helten, H.; Engels, B. *J. Am. Chem. Soc.* **2002**, *124*, 1823–1828.
- Bui, B. H.; Schreiner, P. R. *Org. Lett.* **2003**, *5*, 4871–4874.
- Feng, L.; Kumar, D.; Birney, D. M.; Kerwin, S. M. *Org. Lett.* **2004**, *6*, 2059–2062.
- Schmittel, M.; Mahajan, A. A.; Bucher, G. *J. Am. Chem. Soc.* **2005**, *127*, 5324–5325.
- Karpov, G.; Kuzmin, A.; Popik, V. V. *J. Am. Chem. Soc.* **2008**, *130*, 11771–11777.

Nazarov cyclization

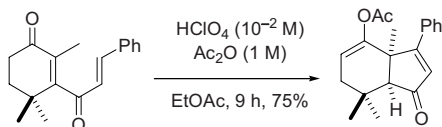
Acid-catalyzed electrocyclic formation of cyclopentenone from di-vinyl ketone.



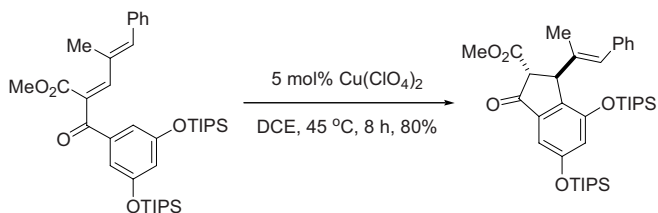
Example 1²

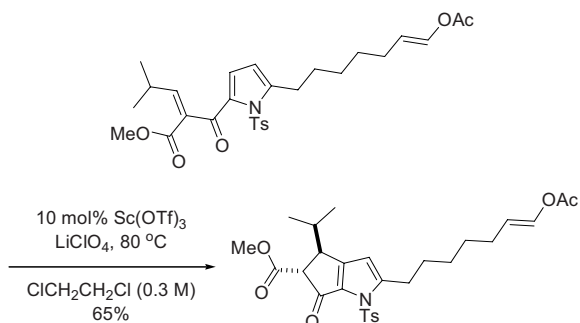
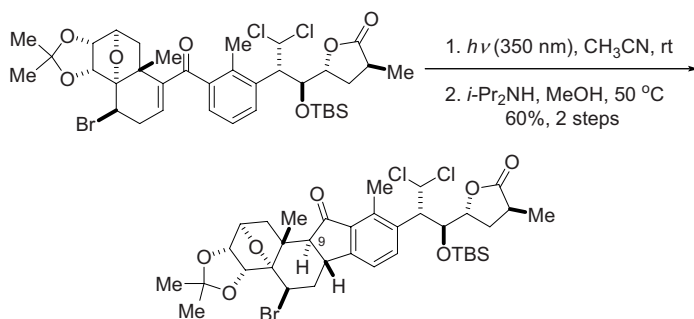


Example 2⁶



Example 3⁹



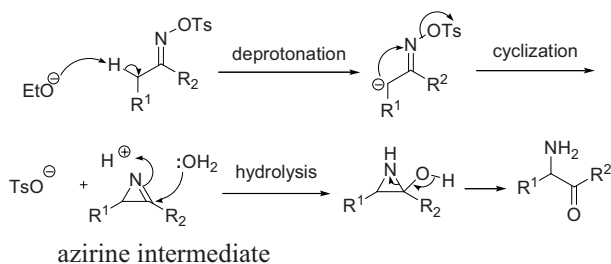
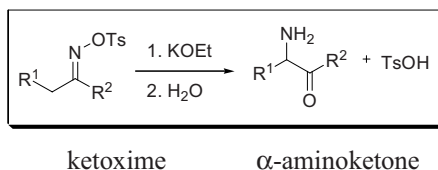
Example 4¹⁰Example 5¹¹

References

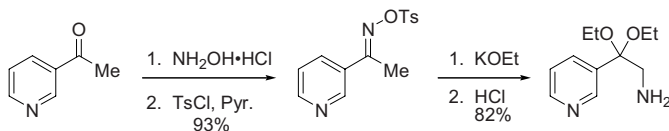
1. Nazarov, I. N.; Torgov, I. B.; Terekhova, L. N. *Bull. Acad. Sci. (USSR)* **1942**, 200. I. N. Nazarov (1900–1957), a Soviet Union Scientist, discovered this reaction in 1942. It was said that almost as many young synthetic chemists have been lost in the pursuit of an asymmetric Nazarov cyclization as of the Bayliss–Hillman reaction.
2. Denmark, S. E.; Habermas, K. L.; Hite, G. A. *Helv. Chim. Acta* **1988**, 71, 168–194; 195–208.
3. Habermas, K. L.; Denmark, S. E.; Jones, T. K. *Org. React.* **1994**, 45, 1–158. (Review).
4. Kim, S.-H.; Cha, J. K. *Synthesis* **2000**, 2113–2116.
5. Giese, S.; West, F. G. *Tetrahedron* **2000**, 56, 10221–10228.
6. Mateos, A. F.; de la Nava, E. M. M.; González, R. R. *Tetrahedron* **2001**, 57, 1049–1057.
7. Harmata, M.; Lee, D. R. *J. Am. Chem. Soc.* **2002**, 124, 14328–14329.
8. Leclerc, E.; Tius, M. A. *Org. Lett.* **2003**, 5, 1171–1174.
9. Marcus, A. P.; Lee, A. S.; Davis, R. L.; Tantillo, D. J.; Sarpong, R. *Angew. Chem., Int. Ed.* **2008**, 47, 6379–6383.
10. Bitar, A. Y.; Frontier, A. J. *Org. Lett.* **2009**, 11, 49–52.
11. Gao, S.; Wang, Q.; Chen, C. *J. Am. Chem. Soc.* **2009**, 131, 1410–1412.

Neber rearrangement

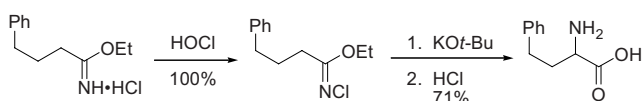
α -Aminoketone from tosyl ketoxime and base. The net conversion of a ketone into an α -aminoketone *via* the oxime.



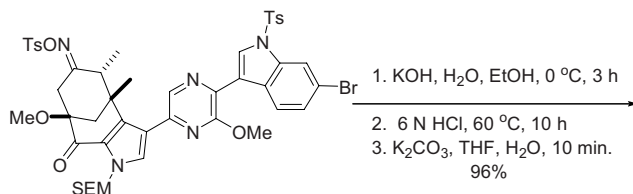
Example 1³

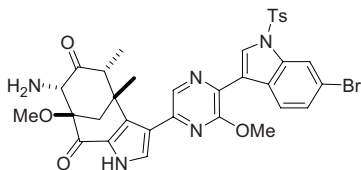
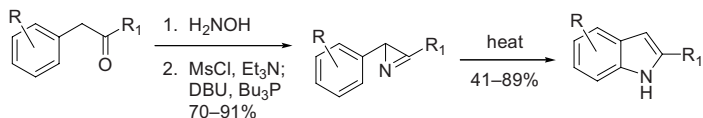


Example 2, A variant using iminochloride⁵



Example 3⁸



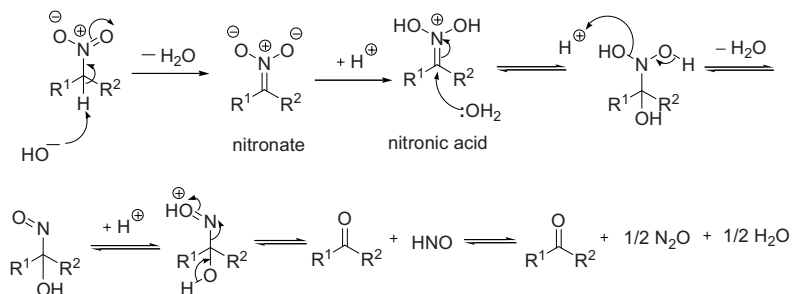
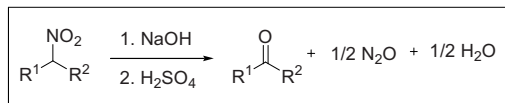
Example 4⁹

References

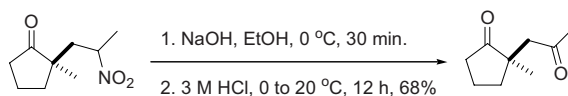
1. Neber, P. W.; v. Friedolsheim, A. *Ann.* **1926**, *449*, 109–134.
2. O'Brien, C. *Chem. Rev.* **1964**, *64*, 81–89. (Review).
3. LaMattina, J. L.; Suleske, R. T. *Synthesis* **1980**, 329–330.
4. Verstappen, M. M. H.; Ariaans, G. J. A.; Zwanenburg, B. *J. Am. Chem. Soc.* **1996**, *118*, 8491–8492.
5. Oldfield, M. F.; Botting, N. P. *J. Labelled Cpd. Radiopharm.* **1998**, *16*, 29–36.
6. Palacios, F.; Ochoa de Retana, A. M.; Gil, J. I. *Tetrahedron Lett.* **2002**, *41*, 5363–5366.
7. Ooi, T.; Takahashi, M.; Doda, K.; Maruoka, K. *J. Am. Chem. Soc.* **2002**, *124*, 7640–7641.
8. Garg, N. K.; Caspi, D. D.; Stoltz, B. M. *J. Am. Chem. Soc.* **2005**, *127*, 5970–5978.
9. Taber, D. F.; Tian, W. *J. Am. Chem. Soc.* **2006**, *128*, 1058–1059.
10. Richter, J. M. *Neber rearrangement*. In *Name Reactions for Homologations-Part I*; Li, J. J., Corey, E. J., Eds.; Wiley & Sons: Hoboken, NJ, **2009**, pp 464–473. (Review).

Nef reaction

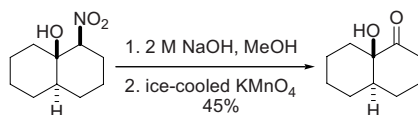
Conversion of a primary or secondary nitroalkane into the corresponding carbonyl compound.



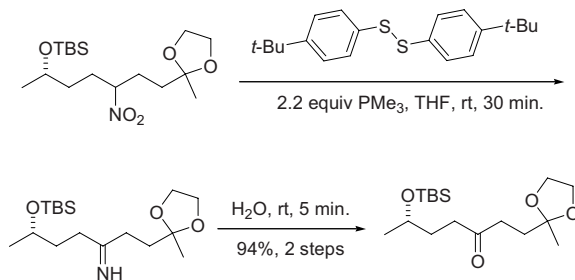
Example 1⁴

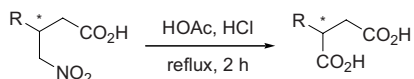


Example 2⁷



Example 3⁹



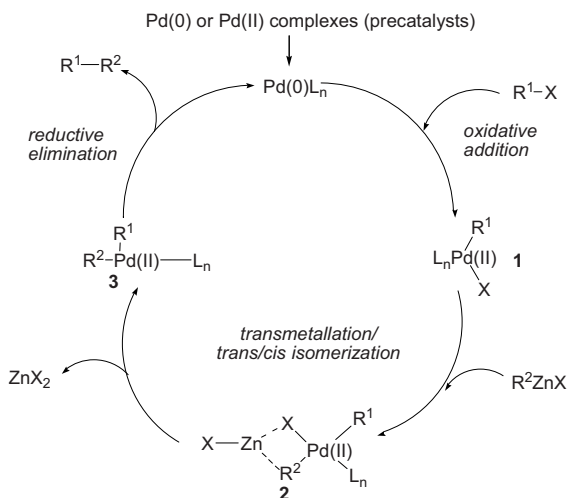
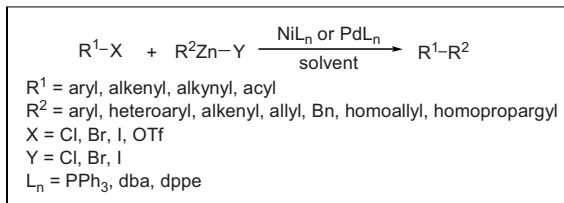
Example 4¹⁰

References

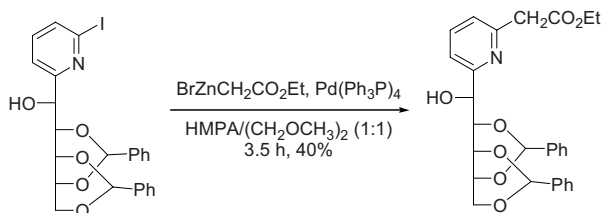
1. Nef, J. U. *Ann.* **1894**, *280*, 263–342. John Ulrich Nef (1862–1915) was born in Switzerland and emigrated to the US at the age of four with his parents. He went to Munich, Germany to study with Adolf von Baeyer, earning a Ph.D. in 1886. Back to the States, he served as a professor at Purdue University, Clark University, and the University of Chicago. The Nef reaction was discovered at Clark University in Worcester, Massachusetts. Nef was temperamental and impulsive, suffering from a couple of mental breakdowns. He was also highly individualistic, and had never published with a coworker save for three early articles.
2. Pinnick, H. W. *Org. React.* **1990**, *38*, 655–792. (Review).
3. Adam, W.; Makosza, M.; Saha-Moeller, C. R.; Zhao, C.-G. *Synlett* **1998**, 1335–1336.
4. Thominiaux, C.; Rouse, S.; Desmaele, D.; d'Angelo, J.; Riche, C. *Tetrahedron: Asymmetry* **1999**, *10*, 2015–2021.
5. Capecchi, T.; de Koning, C. B.; Michael, J. P. *J. Chem. Soc., Perkin Trans. 1* **2000**, 2681–2688.
6. Ballini, R.; Bosica, G.; Fiorini, D.; Petrini, M. *Tetrahedron Lett.* **2002**, *43*, 5233–5235.
7. Chung, W. K.; Chiu, P. *Synlett* **2005**, 55–58.
8. Wolfe, J. P. *Nef reaction*. In *Name Reactions for Functional Group Transformations*; Li, J. J., Corey, E. J., Eds; John Wiley & Sons: Hoboken, NJ, **2007**, pp 645–652. (Review).
9. Burés, J.; Vilarrasa, J. *Tetrahedron Lett.* **2008**, *49*, 441–444.
10. Felluga, F.; Pitacco, G.; Valentin, E.; Venneri, C. D. *Tetrahedron: Asymmetry* **2008**, *19*, 945–955.

Negishi cross-coupling reaction

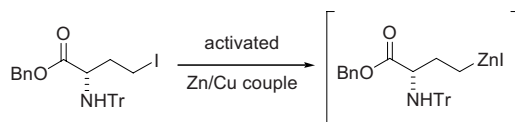
The Negishi cross-coupling reaction is the nickel- or palladium-catalyzed coupling of organozinc compounds with various halides or triflates (aryl, alkenyl, alkynyl, and acyl).

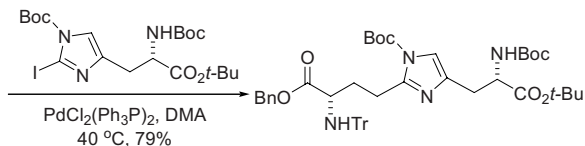
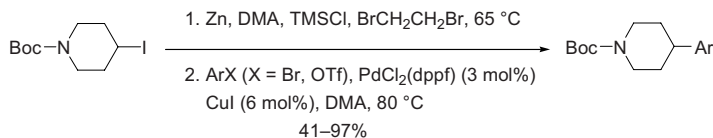
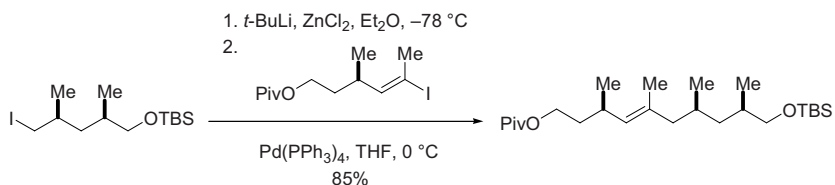


Example 1³



Example 2⁴



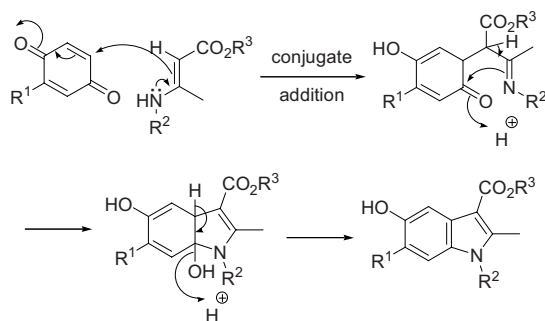
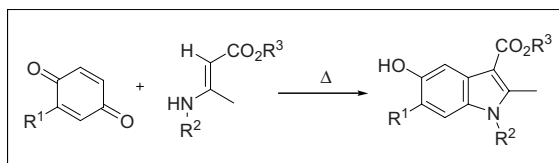
Example 3⁸Example 4⁹

References

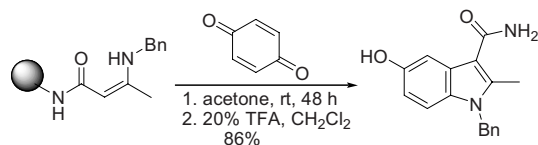
- (a) Negishi, E.-I.; Baba, S. *J. Chem. Soc., Chem. Commun.* **1976**, 596–597. (b) Negishi, E.-I.; King, A. O.; Okukado, N. *J. Org. Chem.* **1977**, *42*, 1821–1823. (c) Negishi, E.-I. *Acc. Chem. Res.* **1982**, *15*, 340–348. (Review).
- Erdik, E. *Tetrahedron* **1992**, *48*, 9577–9648. (Review).
- De Vos, E.; Esmans, E. L.; Alderweireldt, F. C.; Balzarini, J.; De Clercq, E. *J. Heterocycl. Chem.* **1993**, *30*, 1245–1252.
- Evans, D. A.; Bach, T. *Angew. Chem., Int. Ed.* **1993**, *32*, 1326–1327.
- Negishi, E.-I.; Liu, F. In *Metal-Catalyzed Cross-Coupling Reactions*; Diederich, F.; Stang, P. J., Eds.; Wiley-VCH: Weinheim, Germany, **1998**, pp 1–47. (Review).
- Arvanitis, A. G.; Arnold, C. R.; Fitzgerald, L. W.; Frieze, W. E.; Olson, R. E.; Gilligan, P. J.; Robertson, D. W. *Bioorg. Med. Chem. Lett.* **2003**, *13*, 289–291.
- Ma, S.; Ren, H.; Wei, Q. *J. Am. Chem. Soc.* **2003**, *125*, 4817–4830.
- Corley, E. G.; Conrad, K.; Murry, J. A.; Savarin, C.; Holko, J.; Boice, G. *J. Org. Chem.* **2004**, *69*, 5120–5123.
- Inoue, M.; Yokota, W.; Katoh, T. *Synthesis* **2007**, 622–637.
- Yet, L. *Negishi cross-coupling reaction*. In *Name Reactions for Homologations-Part I*; Li, J. J., Corey, E. J., Eds.; Wiley & Sons: Hoboken, NJ, **2009**, pp 70–99. (Review).

Nenitzescu indole synthesis

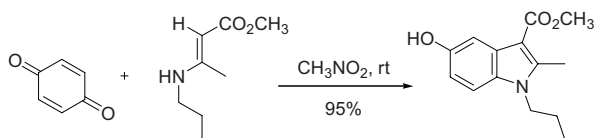
5-Hydroxyindole from condensation of *p*-benzoquinone and β -aminocrotonate.



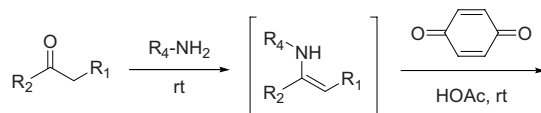
Example 1⁵

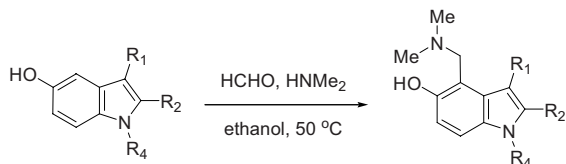
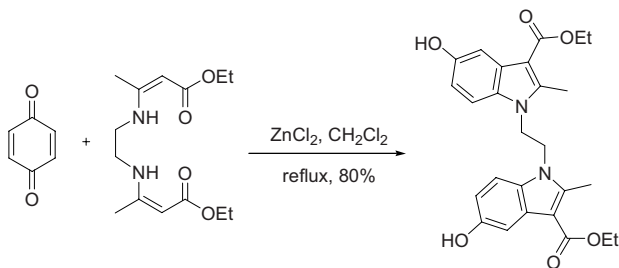


Example 2⁶



Example 3⁷



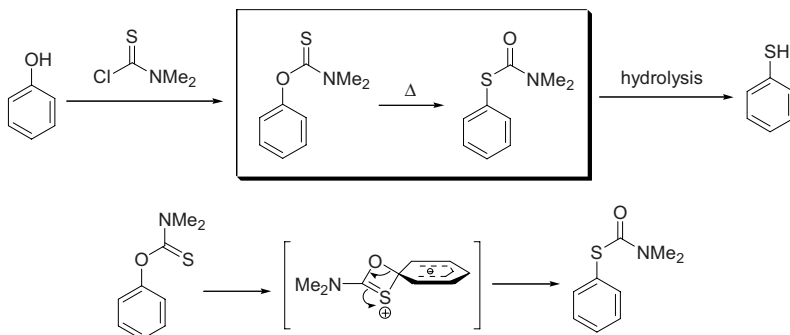
Example 4¹⁰

References

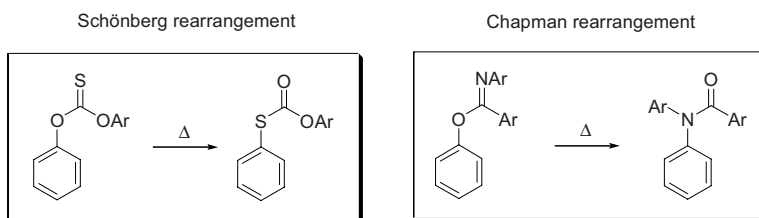
1. Nenitzescu, C. D. *Bull. Soc. Chim. Romania* **1929**, *11*, 37–43.
2. Allen, G. R., Jr. *Org. React.* **1973**, *20*, 337–454. (Review).
3. Kinugawa, M.; Arai, H.; Nishikawa, H.; Sakaguchi, A.; Ogasa, T.; Tomioka, S.; Kasai, M. *J. Chem. Soc., Perkin Trans. 1* **1995**, 2677–2681.
4. Mukhanova, T. I.; Panisheva, E. K.; Lyubchanskaya, V. M.; Alekseeva, L. M.; Sheinker, Y. N.; Granik, V. G. *Tetrahedron* **1997**, *53*, 177–184.
5. Ketcha, D. M.; Wilson, L. J.; Portlock, D. E. *Tetrahedron Lett.* **2000**, *41*, 6253–6257.
6. Brase, S.; Gil, C.; Knepper, K. *Bioorg. Med. Chem.* **2002**, *10*, 2415–2418.
7. Böhme, T. M.; Augelli-Szafran, C. E.; Hallak, H.; Pugsley, T.; Serpa, K.; Schwarz, R. D. *J. Med. Chem.* **2002**, *45*, 3094–3102.
8. Schenck, L. W.; Sippel, A.; Kuna, K.; Frank, W.; Albert, A.; Kucklaender, U. *Tetrahedron* **2005**, *61*, 9129–9139.
9. Li, J.; Cook, J. M. *Nenitzescu indole synthesis*. In *Name Reactions in Heterocyclic Chemistry*; Li, J. J., Corey, E. J., Eds.; Wiley & Sons: Hoboken, NJ, **2005**, pp 145–153. (Review).
10. Velezheva, V. S.; Sokolov, A. I.; Kornienko, A. G.; Lyssenko, K. A.; Nelyubina, Y. V.; Godovikov, I. A.; Peregodov, A. S.; Mironov, A. F. *Tetrahedron Lett.* **2008**, *49*, 7106–7109.

Newman–Kwart rearrangement

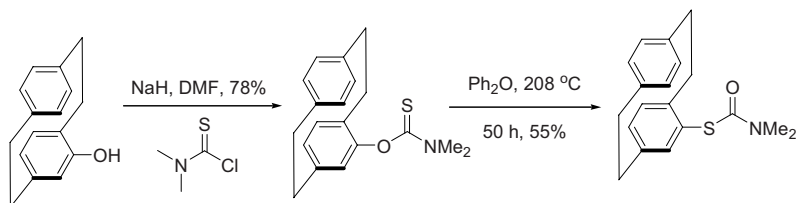
Transformation of phenol to the corresponding thiophenol, a variant of the *Smile* reaction (page 513).

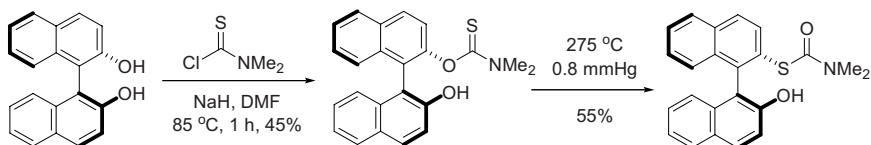
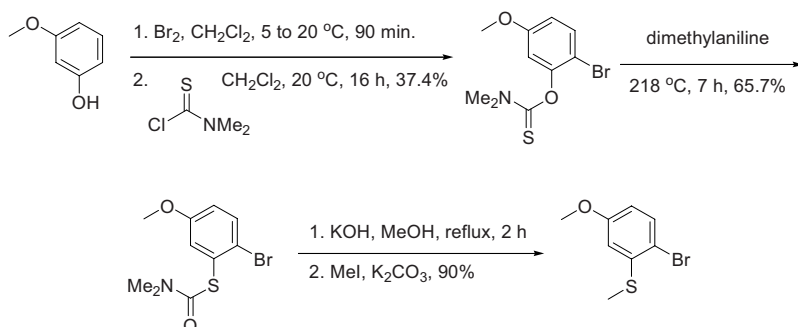


The Newman–Kwart rearrangement is a member of a series of related rearrangements, such as the **Schönberg rearrangement** and the **Chapman rearrangement** (page 105), in which aryl groups migrate intramolecularly between nonadjacent atoms. The Schönberg rearrangement is the most similar and involves the 1,3-migration of an aryl group from oxygen to sulfur in a diarylthioncarbonate. The Chapman rearrangement involves an analogous migration but to nitrogen.



Example 1⁵



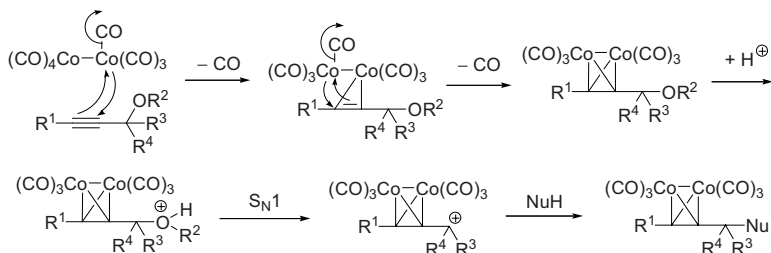
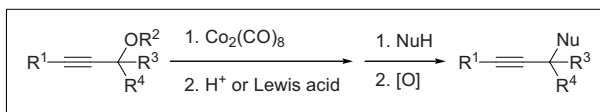
Example 2⁶Example 3⁷

References

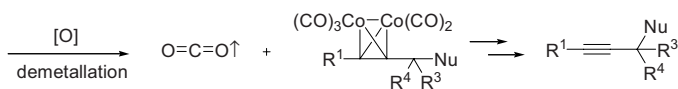
- (a) Kwart, H.; Evans, E. R. *J. Org. Chem.* **1966**, *31*, 410–413. (b) Newman, M. S.; Karnes, H. A. *J. Org. Chem.* **1966**, *31*, 3980–3984. (c) Newman, M. S.; Hetzel, F. W. *J. Org. Chem.* **1969**, *34*, 3604–3606.
- Cossu, S.; De Lucchi, O.; Fabbri, D.; Valle, G.; Painter, G. F.; Smith, R. A. *J. Tetrahedron* **1997**, *53*, 6073–6084.
- Lin, S.; Moon, B.; Porter, K. T.; Rossman, C. A.; Zennie, T.; Wemple, J. *Org. Prep. Proc. Int.* **2000**, *32*, 547–555.
- Ponaras, A. A.; Zain, Ö. In *Encyclopedia of Reagents for Organic Synthesis*, Paquette, L. A., Ed.; Wiley & Sons: New York, **1995**, 2174–2176. (Review).
- Kane, V. V.; Gerdes, A.; Grahn, W.; Ernst, L.; Dix, I.; Jones, P. G.; Hopf, H. *Tetrahedron Lett.* **2001**, *42*, 373–376.
- Albrow, V.; Biswas, K.; Crane, A.; Chaplin, N.; Easun, T.; Gladiali, S.; Lygo, B.; Woodward, S. *Tetrahedron: Asymmetry* **2003**, *14*, 2813–2819.
- Bowden, S. A.; Burke, J. N.; Gray, F.; McKown, S.; Moseley, J. D.; Moss, W. O.; Murray, P. M.; Welham, M. J.; Young, M. J. *Org. Proc. Res. Dev.* **2004**, *8*, 33–44.
- Nicholson, G.; Silversides, J. D.; Archibald, S. J. *Tetrahedron Lett.* **2006**, *47*, 6541–6544.
- Gilday, J. P.; Lenden, P.; Moseley, J. D.; Cox, B. G. *J. Org. Chem.* **2008**, *73*, 3130–3134.
- Lloyd-Jones, G. C.; Moseley, J. D.; Renny, J. S. *Synthesis* **2008**, 661–689.
- Tilstam, U.; Defrance, T.; Giard, T.; Johnson, M. D. *Org. Proc. Res. Dev.* **2009**, *13*, 321–323.

Nicholas reaction

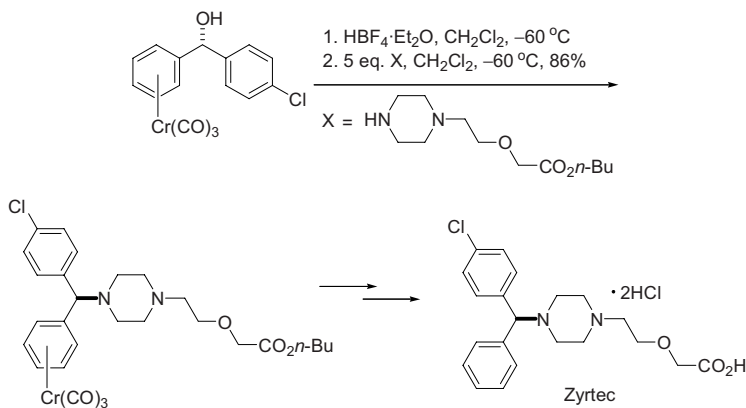
Hexacarbonyldicobalt-stabilized propargyl cation is captured by a nucleophile. Subsequent oxidative demetallation then gives the propargylated product.



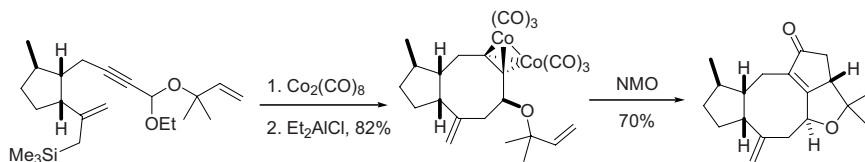
propargyl cation intermediate (stabilized by the hexacarbonyldicobalt complex).

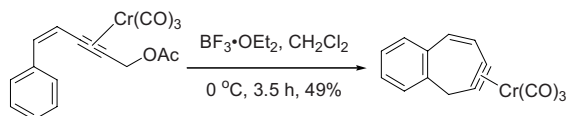
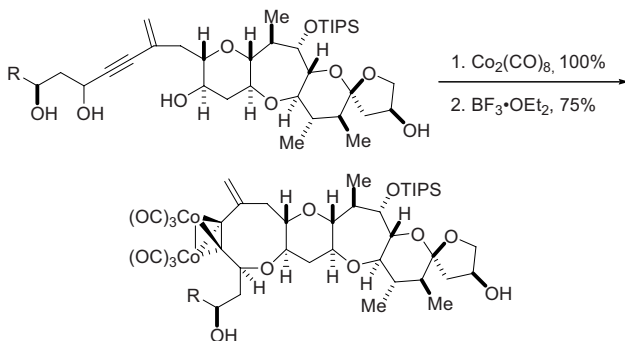


Example 1, A chromium variant of the Nicholas reaction³



Example 2, A Nicholas-Pauson-Khand sequence⁴



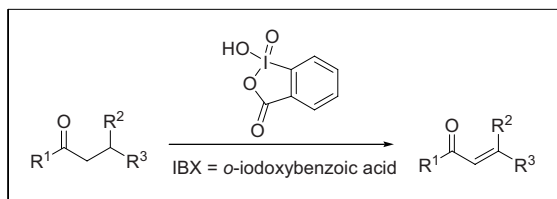
Example 3, Intramolecular Nicholas reaction using chromium⁷Example 4⁹

References

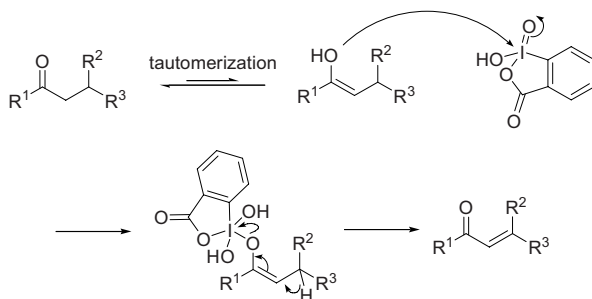
- Nicholas, K. M.; Pettit, R. *J. Organomet. Chem.* **1972**, *44*, C21–C24.
- Nicholas, K. M. *Acc. Chem. Res.* **1987**, *20*, 207–214. (Review).
- Corey, E. J.; Helal, C. J. *Tetrahedron Lett.* **1996**, *37*, 4837–4840.
- Jamison, T. F.; Shambayati, S.; Crowe, W. E.; Schreiber, S. L. *J. Am. Chem. Soc.* **1997**, *119*, 4353–4363.
- Teobald, B. J. *Tetrahedron* **2002**, *58*, 4133–4170. (Review).
- Takase, M.; Morikawa, T.; Abe, H.; Inouye, M. *Org. Lett.* **2003**, *5*, 625–628.
- Ding, Y.; Green, J. R. *Synlett* **2005**, 271–274.
- Pinacho Crisóstomo, F. R.; Carrillo, R.; Martin, T.; Martin, V. S. *Tetrahedron Lett.* **2005**, *46*, 2829–2832.
- Hamajima, A.; Isobe, M. *Org. Lett.* **2006**, *8*, 1205–1208.
- Shea, K. M. *Nicholas reaction*. In *Name Reactions for Homologations-Part I*; Li, J. J., Corey, E. J., Eds.; Wiley & Sons: Hoboken, NJ, **2009**, pp 284–298. (Review).

Nicolaou IBX dehydrogenation

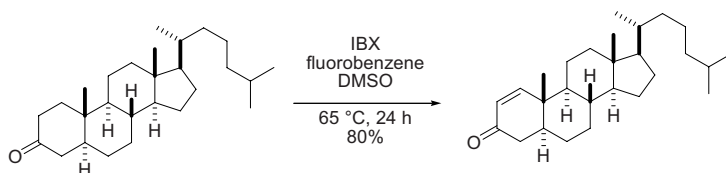
α,β -Unsaturation of aldehydes and ketones mediated by stoichiometric amounts of *o*-iodoxybenzoic acid (IBX), alternative to the Saegusa oxidation (page 482).



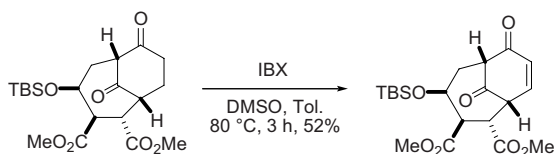
A SET mechanism has also been proposed. Additionally, silyl enol ethers are also viable substrates.

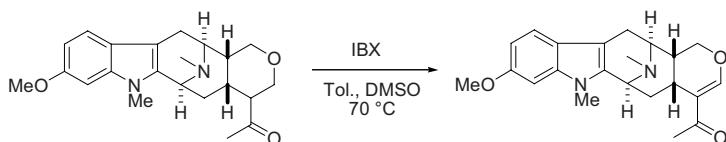
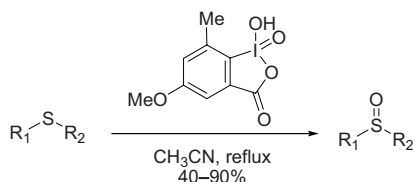
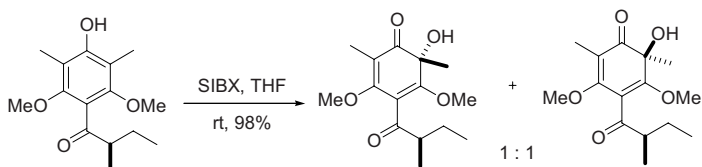


Example 1^{1a}



Example 2³



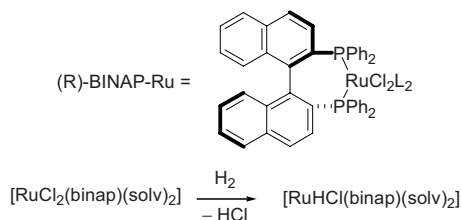
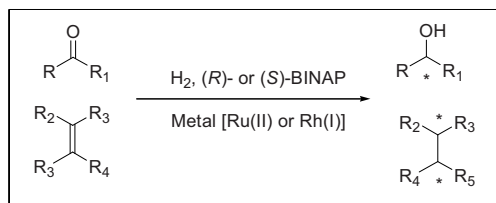
Example 3⁷Example 4, *o*-Methyl-IBX (Me-IBX)⁹Example 5, Stabilized IBX (SIBX)¹⁰

References

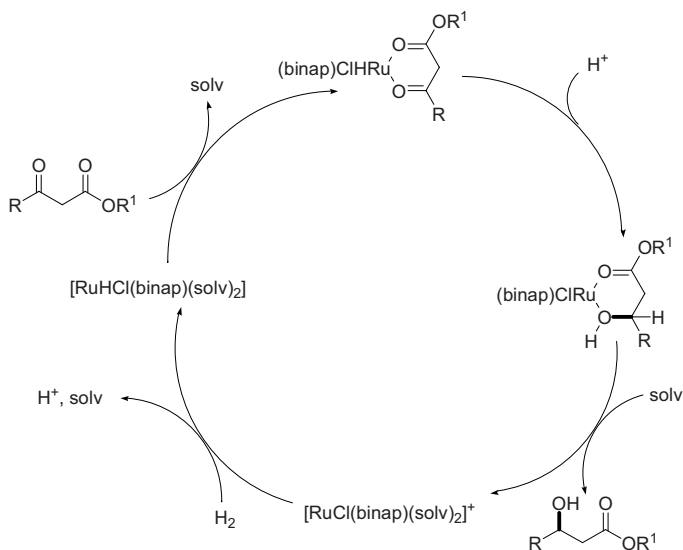
1. (a) Nicolaou, K. C.; Zhong, Y.-L.; Baran, P. S. *J. Am. Chem. Soc.* **2000**, *122*, 7596–7597. (b) Nicolaou, K. C.; Montagnon, T.; Baran, P. S. *Angew. Chem., Int. Ed.* **2002**, *41*, 993–996. (c) Nicolaou, K. C.; Gray, D. L.; Montagnon, T.; Harrison, S. T. *Angew. Chem., Int. Ed.* **2002**, *41*, 996–1000.
2. Nagata, H.; Miyazawa, N.; Ogasawara, K. *Org. Lett.* **2001**, *3*, 1737–1740.
3. Ohmori, N. *J. Chem. Soc., Perkin Trans. 1* **2002**, 755–767.
4. Hayashi, Y.; Yamaguchi, J.; Shoji, M. *Tetrahedron* **2002**, *58*, 9839–9846.
5. Shimokawa, J.; Shirai, K.; Tanatani, A.; Hashimoto, Y.; Nagasawa, K. *Angew. Chem., Int. Ed.* **2004**, *43*, 1559–1562.
6. Smith, N. D.; Hayashida, J.; Rawal, V. H. *Org. Lett.* **2005**, *7*, 4309–4312.
7. Liu, X.; Deschamp, J. R.; Cook, J. M. *Org. Lett.* **2002**, *4*, 3339–3342.
8. Herzon, S. B.; Myers, A. G. *J. Am. Chem. Soc.* **2005**, *127*, 5342–5344.
9. Moorthy, J. N.; Singhal, N.; Senapati, K. *Tetrahedron Lett.* **2008**, *49*, 80–84.
10. Pouységu, L.; Marguerit, M.; Gagnepain, J.; Lyvinec, G.; Eatherton, A. J.; Quideau, S. *Org. Lett.* **2008**, *10*, 5211–5214.

Noyori asymmetric hydrogenation

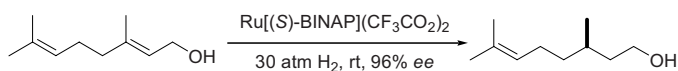
Asymmetric reduction of carbonyls and alkenes *via* hydrogenation, catalyzed by a ruthenium(II) BINAP complex.

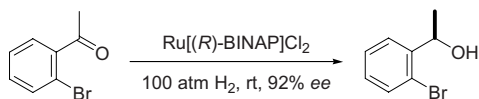
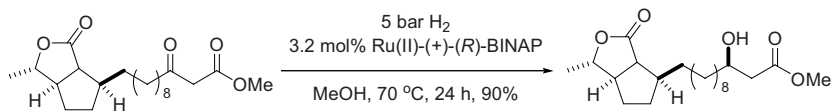
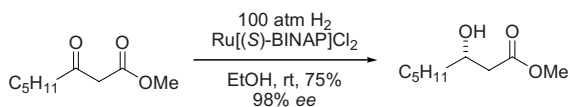


The catalytic cycle:



Example 1^{1b}



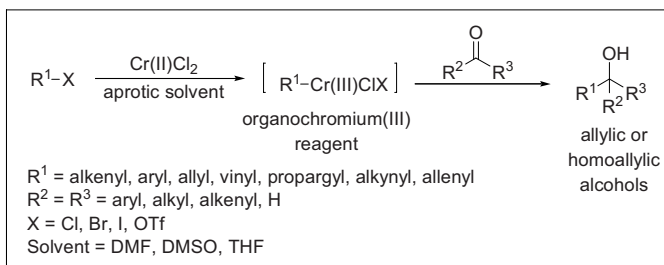
Example 2^{1c}Example 3⁹Example 4¹⁰

References

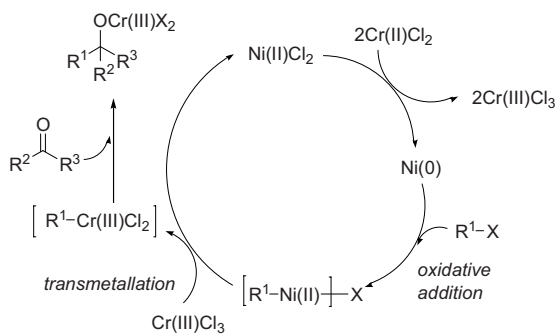
- (a) Noyori, R.; Ohta, M.; Hsiao, Y.; Kitamura, M.; Ohta, T.; Takaya, H. *J. Am. Chem. Soc.* **1986**, *108*, 7117–7119. Ryoji Noyori (Japan, 1938–) and William S. Knowles (USA, 1917–) shared half of the Nobel Prize in Chemistry in 2001 for their work on chirally catalyzed hydrogenation reactions. K. Barry Sharpless (USA, 1941–) shared the other half for his work on chirally catalyzed oxidation reactions. (b) Takaya, H.; Ohta, T.; Sayo, N.; Kumobayashi, H.; Akutagawa, S.; Inoue, S.; Kasahara, I.; Noyori, R.; *J. Am. Chem. Soc.* **1987**, *109*, 1596–1598. (c) Kitamura, M.; Ohkuma, T.; Inoue, S.; Sayo, N.; Kumobayashi, H.; Akutagawa, S.; Ohta, T.; Takaya, H.; Noyori, R. *J. Am. Chem. Soc.* **1988**, *110*, 629–631. (d) Noyori, R.; Ohkuma, T.; Kitamura, H.; Takaya, H.; Sayo, H.; Kumobayashi, S.; Akutagawa, S. *J. Am. Chem. Soc.* **1987**, *109*, 5856–5858. (e) Noyori, R.; Ohkuma, T. *Angew. Chem., Int. Ed.* **2001**, *40*, 40–73. (Review). (f) Noyori, R. *Angew. Chem., Int. Ed.* **2002**, *41*, 2008–2022. (Review, Nobel Prize Address).
- Noyori, R. In *Asymmetric Catalysis in Organic Synthesis*; Ojima, I., ed.; Wiley: New York, **1994**, Chapter 2. (Review).
- Chung, J. Y. L.; Zhao, D.; Hughes, D. L.; McNamara, J. M.; Grabowski, E. J. J.; Reider, P. J. *Tetrahedron Lett.* **1995**, *36*, 7379–7382.
- Bayston, D. J.; Travers, C. B.; Polywka, M. E. C. *Tetrahedron: Asymmetry* **1998**, *9*, 2015–2018.
- Berkessel, A.; Schubert, T. J. S.; Mueller, T. N. *J. Am. Chem. Soc.* **2002**, *124*, 8693–8698.
- Fujii, K.; Maki, K.; Kanai, M.; Shibasaki, M. *Org. Lett.* **2003**, *5*, 733–736.
- Ishibashi, Y.; Bessho, Y.; Yoshimura, M.; Tsukamoto, M.; Kitamura, M. *Angew. Chem., Int. Ed.* **2005**, *44*, 7287–7290.
- Lall, M. S. *Noyori asymmetric hydrogenation*. In *Name Reactions for Functional Group Transformations*; Li, J. J., Corey, E. J., Eds.; John Wiley & Sons: Hoboken, NJ, **2007**, pp 46–66. (Review).
- Bouillon, M. E.; Meyer, H. H. *Tetrahedron* **2007**, *63*, 2712–2723.
- Case-Green, S. C.; Davies, S. G.; Roberts, P. M.; Russell, A. J.; Thomson, J. E. *Tetrahedron: Asymmetry* **2008**, *19*, 2620–2631.

Nozaki–Hiyama–Kishi reaction

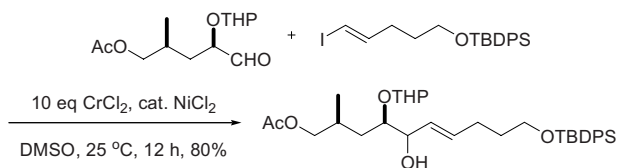
Cr–Ni bimetallic catalyst-promoted redox addition of vinyl halides to aldehydes.



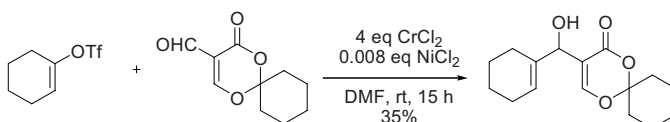
The catalytic cycle:²

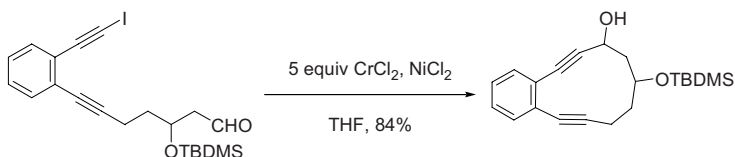
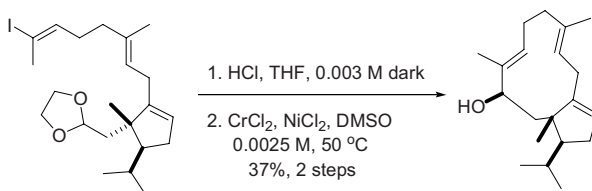


Example 1³



Example 2⁵



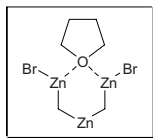
Example 3, Intramolecular Nozaki–Hiyama–Kishi reaction⁸Example 4, Intramolecular Nozaki–Hiyama–Kishi reaction⁹

References

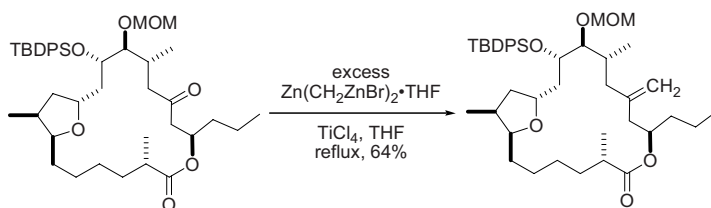
- (a) Okude, C. T.; Hirano, S.; Hiyama, T.; Nozaki, H. *J. Am. Chem. Soc.* **1977**, *99*, 3179–3181. Hitosi Nozaki and T. Hiyama are professors at the Japanese Academy. (b) Takai, K.; Kimura, K.; Kuroda, T.; Hiyama, T.; Nozaki, H. *Tetrahedron Lett.* **1983**, *24*, 5281–5284. Kazuhiko Takai was Prof. Nozaki's student during the discovery of the reaction and is a professor at Okayama University. (c) Jin, H.; Uenishi, J.; Christ, W. J.; Kishi, Y. *J. Am. Chem. Soc.* **1986**, *108*, 5644–5646. Yoshito Kishi at Harvard independently discovered the catalytic effect of nickel during his total synthesis of polytoxin. (d) Takai, K.; Tagahira, M.; Kuroda, T.; Oshima, K.; Utimoto, K.; Nozaki, H. *J. Am. Chem. Soc.* **1986**, *108*, 6048–6050. (e) Kress, M. H.; Ruel, R.; Miller, L. W. H.; Kishi, Y. *Tetrahedron Lett.* **1993**, *34*, 5999–6002.
- Fürstner, A.; Shi, N. *J. Am. Chem. Soc.* **1996**, *118*, 12349–12357. (The catalytic cycle).
- Chakraborty, T. K.; Suresh, V. R. *Chem. Lett.* **1997**, 565–566.
- Fürstner, A. *Chem. Rev.* **1999**, *99*, 991–1046. (Review).
- Blaauw, R. H.; Benningshof, J. C. J.; van Ginkel, A. E.; van Maarseveen, J. H.; Hiemstra, H. *J. Chem. Soc., Perkin Trans. 1* **2001**, 2250–2256.
- Berkessel, A.; Menche, D.; Sklorz, C. A.; Schroder, M.; Paterson, I. *Angew. Chem., Int. Ed.* **2003**, *42*, 1032–1035.
- Takai, K. *Org. React.* **2004**, *64*, 253–612. (Review).
- Karpov, G. V.; Popik, V. V. *J. Am. Chem. Soc.* **2007**, *129*, 3792–3793.
- Valente, C.; Organ, M. G. *Chem. Eur. J.* **2008**, *14*, 8239–8245.
- Yet, L. *Nozaki–Hiyama–Kishi reaction*. In *Name Reactions for Homologations-Part I*; Li, J. J., Corey, E. J., Eds.; Wiley & Sons: Hoboken, NJ, **2009**, pp 299–318. (Review).

Nysted reagent

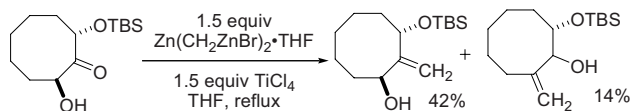
The Nysted reagent, cyclo-dibromodi- μ -methylene(μ -tetrahydrofuran)trizinc, is used for the olefination of ketones and aldehydes.



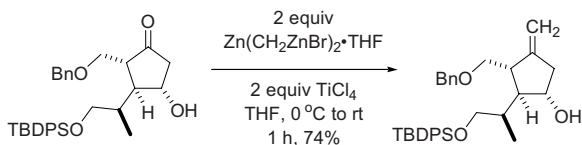
Example 1, The Wittig reagent opened the lactone:⁶



Example 2⁸



Example 3⁹

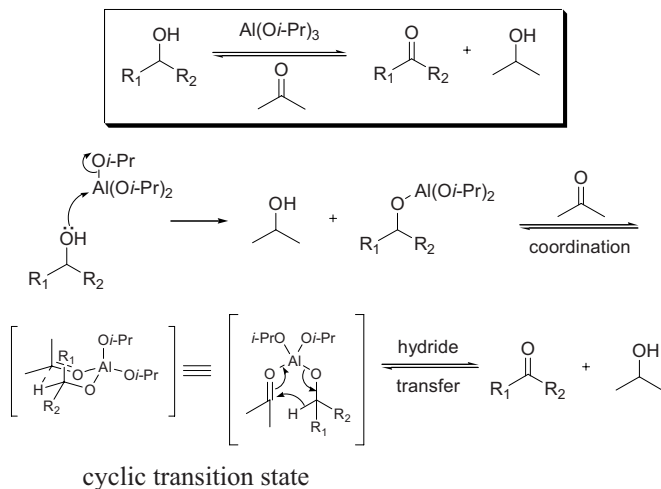


References

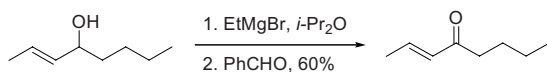
- Nysted, L. N. US Patent 3,865,848 (1975).
- Tochtermann, W.; Bruhn, S.; Meints, M.; Wolff, C.; Peters, E.-M.; Peters, K.; von Schnering, H. G. *Tetrahedron* **1995**, *51*, 1623–1630.
- Matsubara, S.; Sugihara, M.; Utimoto, K. *Synlett* **1998**, 313–315.
- Tanaka, M.; Imai, M.; Fujio, M.; Sakamoto, E.; Takahashi, M.; Eto-Kato, Y.; Wu, X. M.; Funakoshi, K.; Sakai, K.; Suemune, H. *J. Org. Chem.* **2000**, *65*, 5806–5816.
- Tarraga, A.; Molina, P.; Lopez, J. L.; Velasco, M. D. *Tetrahedron Lett.* **2001**, *42*, 8989–8992.
- Aïssa, C.; Riveiros, R.; Ragot, J.; Fürstner, A. *J. Am. Chem. Soc.* **2003**, *125*, 15512–15520.
- Clark, J. S.; Marlin, F.; Nay, B.; Wilson, C. *Org. Lett.* **2003**, *5*, 89–92.
- Paquette, L. A.; Hartung, R. E.; Hofferberth, J. E.; Vilotijevic, I.; Yang, J. *J. Org. Chem.* **2004**, *69*, 2454–2460.
- Hanessian, S.; Mainetti, E.; Lecomte, F. *Org. Lett.* **2006**, *8*, 4047–4049.

Oppenauer oxidation

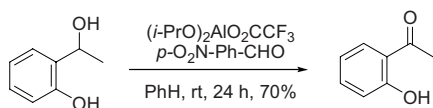
Alkoxide-catalyzed oxidation of secondary alcohols. Reverse of the Meerwein–Ponndorf–Verley reduction.



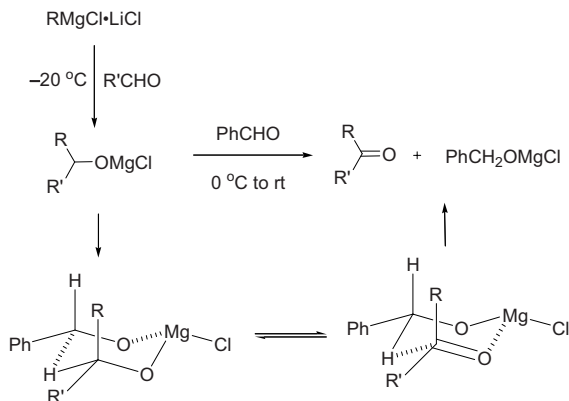
Example 1, Mg-Oppenauer oxidation³

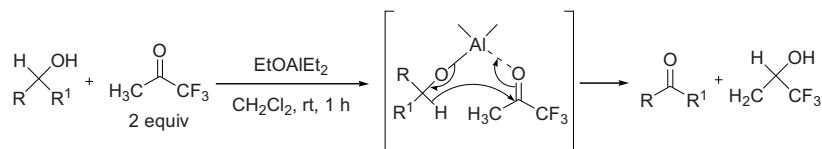


Example 2⁶



Example 3, Mg-Oppenauer oxidation⁸



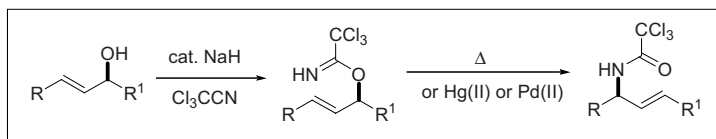
Example 4¹⁰

References

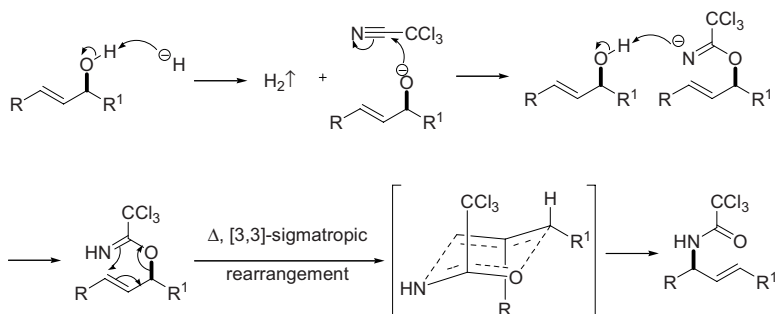
1. Oppenauer, R. V. *Rec. Trav. Chim.* **1937**, *56*, 137–144. Rupert V. Oppenauer (1910–), born in Burgstall, Italy, studied at ETH in Zurich under Ruzicka and Reichstei, both Nobel laureates. After a string of academic appointments around Europe and a stint at Hoffman–La Roche, Oppenauer worked for the Ministry of Public Health in Buenos Aires, Argentina.
2. Djerassi, C. *Org. React.* **1951**, *6*, 207–235. (Review).
3. Byrne, B.; Karras, M. *Tetrahedron Lett.* **1987**, *28*, 769–772.
4. Ooi, T.; Otsuka, H.; Miura, T.; Ichikawa, H.; Maruoka, K. *Org. Lett.* **2002**, *4*, 2669–2672.
5. Suzuki, T.; Morita, K.; Tsuchida, M.; Hiroi, K. *J. Org. Chem.* **2003**, *68*, 1601–1602.
6. Auge, J.; Lubin-Germain, N.; Seghrouchni, L. *Tetrahedron Lett.* **2003**, *44*, 819–822.
7. Hon, Y.-S.; Chang, C.-P.; Wong, Y.-C. Byrne, B.; Karras, M. *Tetrahedron Lett.* **2004**, *45*, 3313–3315.
8. Kloetzing, R. J.; Krasovskiy, A.; Knochel, P. *Chem. Eur. J.* **2006**, *13*, 215–227.
9. Fuchter, M. J. *Oppenauer oxidation*. In *Name Reactions for Functional Group Transformations*; Li, J. J., Corey, E. J., Eds.; John Wiley & Sons: Hoboken, NJ, **2007**, pp 265–373. (Review).
10. Mello, R.; Martinez-Ferrer, J.; Asensio, G.; Gonzalez-Nunez, M. E. *J. Org. Chem.* **2008**, *72*, 9376–9378.
11. Borzatta, V.; Capparella, E.; Chiappino, R.; Impala, D.; Poluzzi, E.; Vaccari, A. *Cat. Today* **2009**, *140*, 112–116.

Overman rearrangement

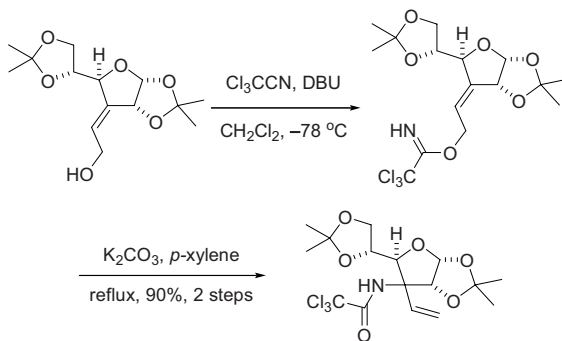
Stereoselective transformation of allylic alcohol to allylic trichloroacetamide *via* trichloroacetimidate intermediate.



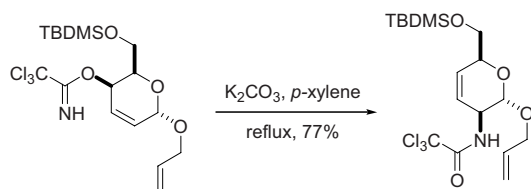
trichloroacetimidate

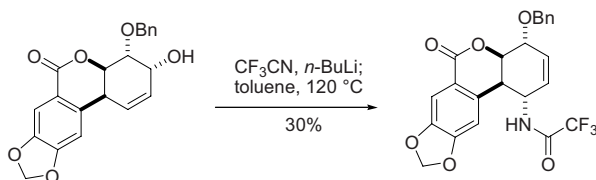
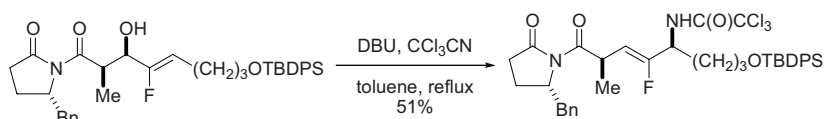


Example 1⁵



Example 2⁶



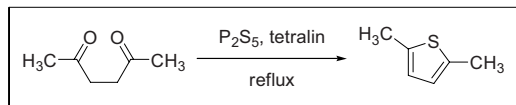
Example 3⁷Example 4⁹

References

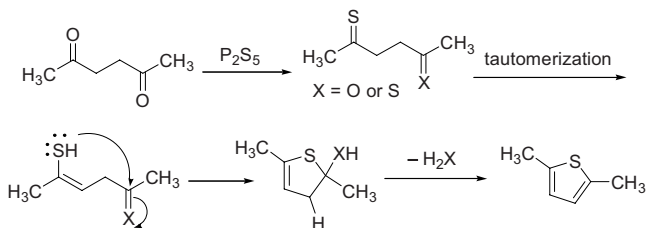
1. (a) Overman, L. E. *J. Am. Chem. Soc.* **1974**, *96*, 597–599. (b) Overman, L. E. *J. Am. Chem. Soc.* **1976**, *98*, 2901–2910. (c) Overman, L. E. *Acc. Chem. Res.* **1980**, *13*, 218–224. (Review).
2. Demay, S.; Kotschy, A.; Knochel, P. *Synthesis* **2001**, 863–866.
3. Oishi, T.; Ando, K.; Inomiya, K.; Sato, H.; Iida, M.; Chida, N. *Org. Lett.* **2002**, *4*, 151–154.
4. Reilly, M.; Anthony, D. R.; Gallagher, C. *Tetrahedron Lett.* **2003**, *44*, 2927–2930.
5. Tsujimoto, T.; Nishikawa, T.; Urabe, D.; Isobe, M. *Synlett* **2005**, 433–436.
6. Montero, A.; Mann, E.; Herradon, B. *Tetrahedron Lett.* **2005**, *46*, 401–405.
7. Hakansson, A. E.; Palmelund, A.; Holm, H.; Madsen, R. *Chem. Eur. J.* **2006**, *12*, 3243–3253.
8. Bøjstrup, M.; Fanejord, M.; Lundt, I. *Org. Biomol. Chem.* **2007**, *5*, 3164–3171.
9. Lamy, C.; Hifmann, J.; Parrot-Lopez, H.; Goekjian, P. *Tetrahedron Lett.* **2007**, *48*, 6177–6180.
10. Wu, Y.-J. *Overman rearrangement*. In *Name Reactions for Homologations-Part II*; Li, J. J., Corey, E. J., Eds.; Wiley & Sons: Hoboken, NJ, **2009**, pp 210–225. (Review).

Paal thiophene synthesis

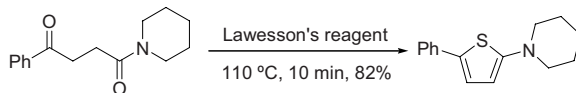
Thiophene synthesis from addition of a sulfur atom to 1,4-diketones and subsequent dehydration.



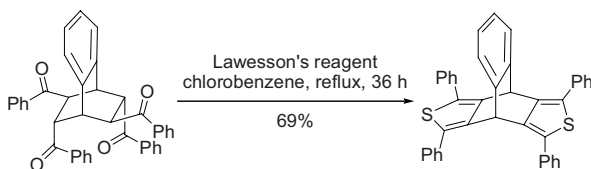
The reaction now is frequently carried out using the Lawesson's reagent. For the mechanism of carbonyl to thiocarbonyl transformation, see Lawesson's reagent on page 328.



Example 1²



Example 2³

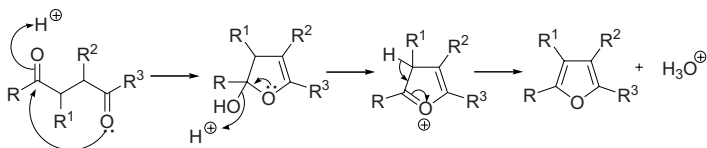
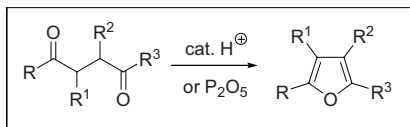


References

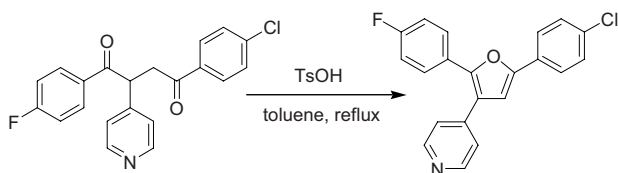
- (a) Paal, C. *Ber.* **1885**, *18*, 2251–2254. (b) Paal, C. *Ber.* **1885**, *18*, 367–371.
- Thomsen, I.; Pedersen, U.; Rasmussen, P. B.; Yde, B.; Andersen, T. P.; Lawesson, S.-O. *Chem. Lett.* **1983**, 809–810.
- Parakka, J. P.; Sadannandan, E. V.; Cava, M. P. *J. Org. Chem.* **1994**, *59*, 4308–4310.
- Kikuchi, K.; Hibi, S.; Yoshimura, H.; Tokuhara, N.; Tai, K.; Hida, T.; Yamauchi, T.; Nagai, M. *J. Med. Chem.* **2000**, *43*, 409–423.
- Sonpatki, V. M.; Herbert, M. R.; Sandvoss, L. M.; Seed, A. J. *J. Org. Chem.* **2001**, *66*, 7283–7286.
- Kiryakov, A. A.; Sampson, P.; Seed, A. J. *J. Org. Chem.* **2001**, *66*, 7925–7929.
- Mullins, R. J.; Williams, D. R. *Paal Thiophene Synthesis*. In *Name Reactions in Heterocyclic Chemistry*; Li, J. J., Corey, E. J., Eds.; Wiley & Sons: Hoboken, NJ, **2005**, 207–217. (Review).
- Kaniskan, N.; Elmali, D.; Civcir, P. U. *ARKIVOC* **2008**, *xii*, 17–29.

Paal–Knorr furan synthesis

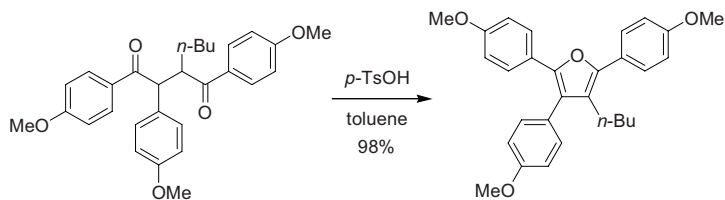
Acid-catalyzed cyclization of 1,4-diketones to form furans.



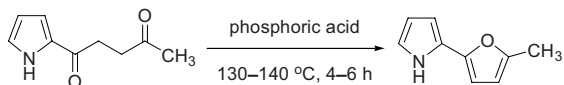
Example 1³

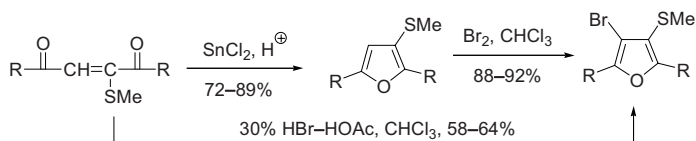


Example 2⁶



Example 3⁹



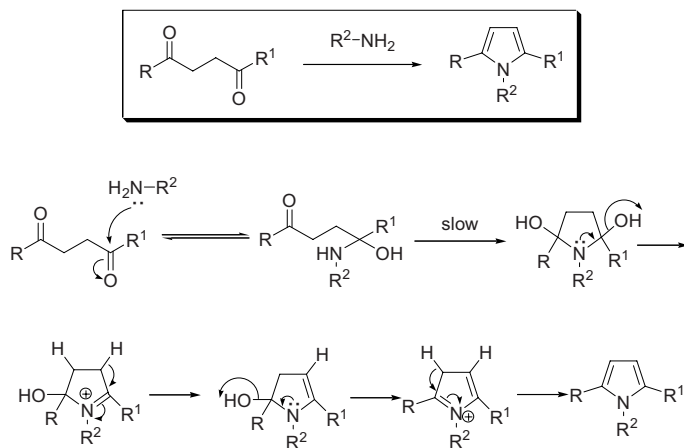
Example 4¹⁰

References

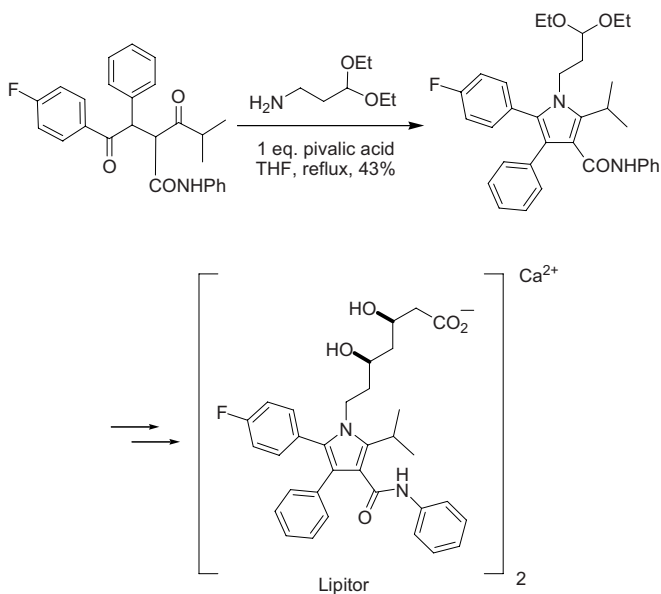
1. (a) Paal, C. *Ber.* **1884**, *17*, 2756–2767. (b) Knorr, L. *Ber.* **1885**, *17*, 2863–2870. (c) Paal, C. *Ber.* **1885**, *18*, 367–371.
2. Friedrichsen, W. *Furans and Their Benzo Derivatives: Synthesis*. In *Comprehensive Heterocyclic Chemistry II*; Katritzky, A. R., Rees, C. W., Scriven, E. F. V., Eds.; Pergamon: New York, **1996**; Vol. 2, 351–393. (Review).
3. de Laszlo, S. E.; Visco, D.; Agarwal, L.; *et al.* *Bioorg. Med. Chem. Lett.* **1998**, *8*, 2689–2694.
4. Gupta, R. R.; Kumar, M.; Gupta, V. *Heterocyclic Chemistry*, Springer: New York, **1999**; Vol. 2, 83–84. (Review).
5. Joule, J. A.; Mills, K. *Heterocyclic Chemistry*, 4th ed.; Blackwell Science: Cambridge, **2000**; 308–309. (Review).
6. Mortensen, D. S.; Rodriguez, A. L.; Carlson, K. E.; Sun, J.; Katzenellenbogen, B. S.; Katzenellenbogen, J. A. *J. Med. Chem.* **2001**, *44*, 3838–3848.
7. König, B. Product Class 9: Furans. In *Science of Synthesis: Houben–Weyl Methods of Molecular Transformations*; Maas, G., Ed.; Georg Thieme Verlag: New York, **2001**; Cat. 2, Vol. 9, 183–278. (Review).
8. Shea, K. M. *Paal–Knorr Furan Synthesis*. In *Name Reactions in Heterocyclic Chemistry*; Li, J. J., Corey, E. J., Eds.; Wiley & Sons: Hoboken, NJ, **2005**, 168–181. (Review).
9. Kaniskan, N.; Elmali, D.; Civcir, P. U. *ARKIVOC* **2008**, *xii*, 17–29.
10. Yin, G.; Wang, Z.; Chen, A.; Gao, M.; Wu, A.; Pan, Y. *J. Org. Chem.* **2008**, *73*, 3377–3383.

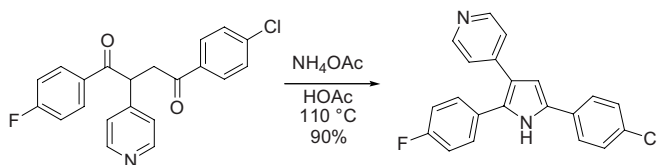
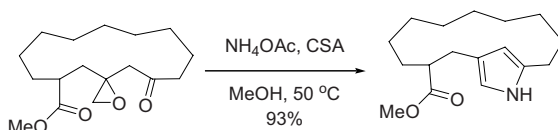
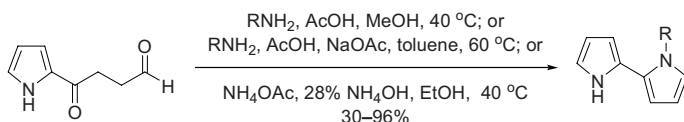
Paal–Knorr pyrrole synthesis

Reaction between 1,4-diketones and primary amines (or ammonia) to give pyrroles. A variation of the Knorr pyrazole synthesis (page 317).



Example 1⁴



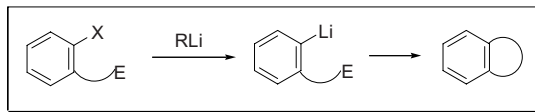
Example 2⁵Example 3⁹Example 4¹⁰

References

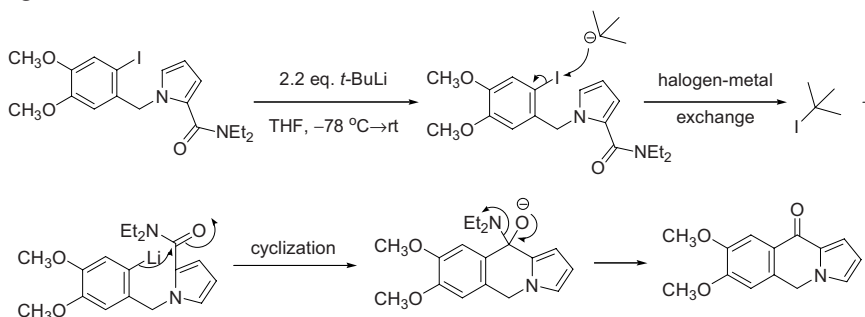
1. (a) Paal, C. *Ber.* **1885**, *18*, 367–371. (b) Paal, C. *Ber.* **1885**, *18*, 2251–2254. (c) Knorr, L. *Ber.* **1885**, *18*, 299–311.
2. Corwin, A. H. *Heterocyclic Compounds* Vol. 1, Wiley, NY, **1950**; Chapter 6. (Review).
3. Jones, R. A.; Bean, G. P. *The Chemistry of Pyrroles*, Academic Press, London, **1977**, pp 51–57, 74–79. (Review).
4. (a) Brower, P. L.; Butler, D. E.; Deering, C. F.; Le, T. V.; Millar, A.; Nanninga, T. N.; Roth, B. D. *Tetrahedron Lett.* **1992**, *33*, 2279–2282. (b) Baumann, K. L.; Butler, D. E.; Deering, C. F.; Mennen, K. E.; Millar, A.; Nanninga, T. N.; Palmer, C. W.; Roth, B. D. *Tetrahedron Lett.* **1992**, *33*, 2279, 2283–2284.
5. de Laszlo, S. E.; Visco, D.; Agarwal, L.; *et al.* *Bioorg. Med. Chem. Lett.* **1998**, *8*, 2689–2694.
6. Braun, R. U.; Zeitler, K.; Müller, T. J. *J. Org. Lett.* **2001**, *3*, 3297–3300.
7. Quiclet-Sire, B.; Quintero, L.; Sanchez-Jimenez, G.; Zard, Z. *Synlett* **2003**, 75–78.
8. Gribble, G. W. *Knorr and Paal–Knorr Pyrrole Syntheses*. In *Name Reactions in Heterocyclic Chemistry*; Li, J. J., Corey, E. J., Eds, Wiley & Sons: Hoboken, NJ, **2005**, 77–88. (Review).
9. Salamone, S. G.; Dudley, G. B. *Org. Lett.* **2005**, *7*, 4443–4445.
10. Fu, L.; Gribble, G. W. *Tetrahedron Lett.* **2008**, *49*, 7352–7354.

Parham cyclization

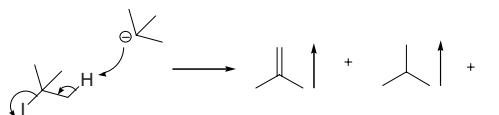
The Parham cyclization is the generation by halogen–lithium exchange of aryllithiums and heteroaryllithiums, and their subsequent intramolecular cyclization onto an electrophilic site.



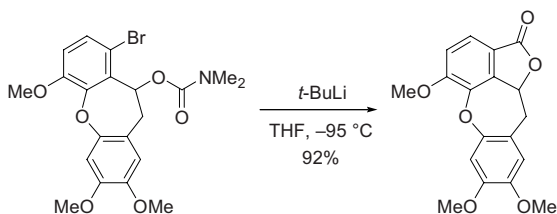
E.g.



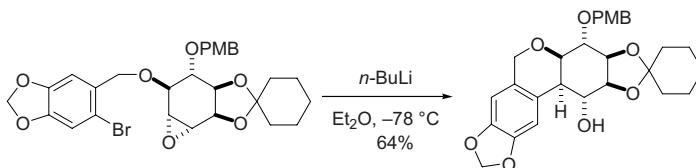
The fate of the second equivalent of *t*-BuLi:

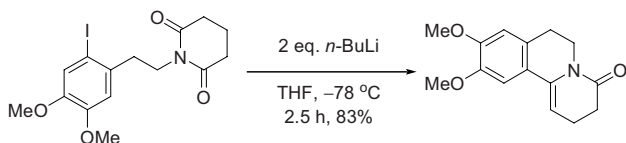
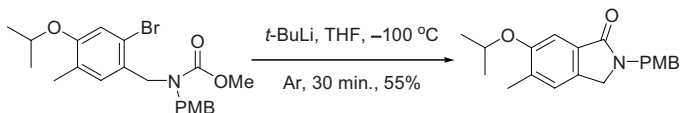


Example 1²



Example 2⁴



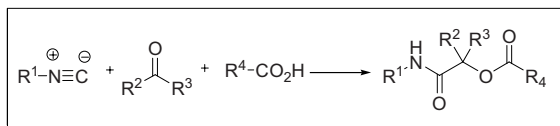
Example 3⁵Example 4⁹

References

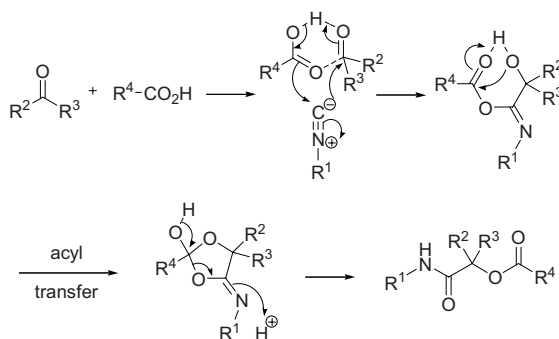
- (a) Parham, W. E.; Jones, L. D.; Sayed, Y. *J. Org. Chem.* **1975**, *40*, 2394–2399. William E. Parham was a professor at Duke University. (b) Parham, W. E.; Jones, L. D.; Sayed, Y. *J. Org. Chem.* **1976**, *41*, 1184–1186. (c) Parham, W. E.; Bradsher, C. K. *Acc. Chem. Res.* **1982**, *15*, 300–305. (Review).
- Paleo, M. R.; Lamas, C.; Castedo, L.; Domínguez, D. *J. Org. Chem.* **1992**, *57*, 2029–2033.
- Gray, M.; Tinkl, M.; Snieckus, V. In *Comprehensive Organometallic Chemistry II*; Abel, E. W., Stone, F. G. A., Wilkinson, G., Eds.; Pergamon: Exeter, **1995**; Vol. 11; p 66. (Review).
- Gauthier, D. R., Jr.; Bender, S. L. *Tetrahedron Lett.* **1996**, *37*, 13–16.
- Collado, M. I.; Manteca, I.; Sotomayor, N.; Villa, M.-J.; Lete, E. *J. Org. Chem.* **1997**, *62*, 2080–2092.
- Mealy, M. M.; Bailey, W. F. *J. Organomet. Chem.* **2002**, *646*, 59–67. (Review).
- Sotomayor, N.; Lete, E. *Current Org. Chem.* **2003**, *7*, 275–300. (Review).
- González-Temprano, I.; Osante, I.; Lete, E.; Sotomayor, N. *J. Org. Chem.* **2004**, *69*, 3875–3885.
- Moreau, A.; Couture, A.; Deniau, E.; Grandclaoudon, P.; Lebrun, S. *Org. Biomol. Chem.* **2005**, *3*, 2305–2309.
- Gribble, G. W. *Parham cyclization*. In *Name Reactions for Homologations-Part II*; Li, J. J., Corey, E. J., Eds.; Wiley & Sons: Hoboken, NJ, **2009**, pp 749–764. (Review).

Passerini reaction

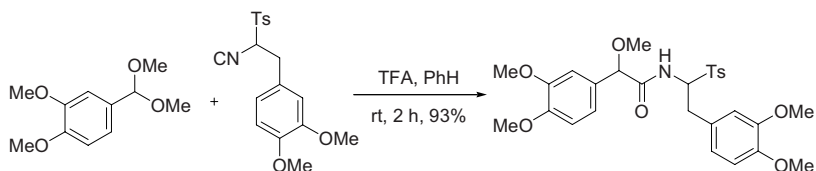
Three-component condensation (3CC) of carboxylic acids, *C*-isocyanides, and carbonyl compounds to afford α -acyloxycarboxamides. *Cf.* Ugi reaction.



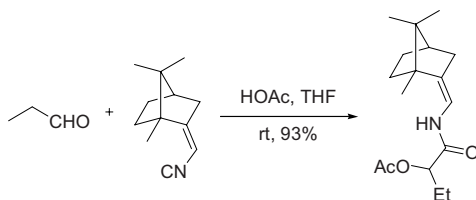
isocyanide



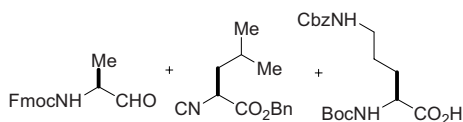
Example 1³

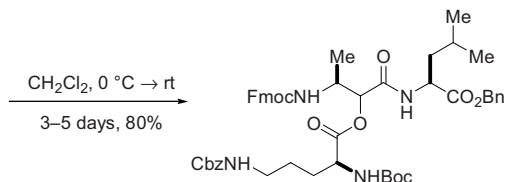
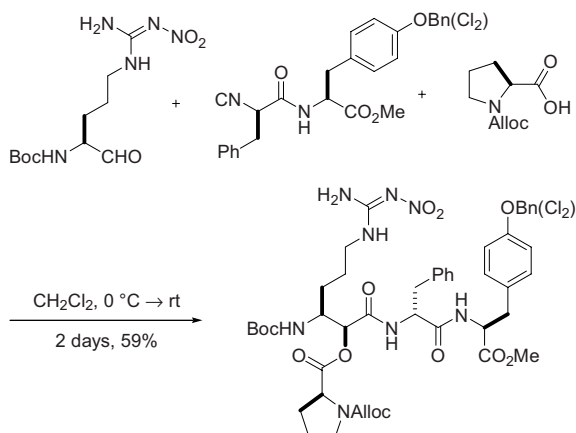


Example 2⁵



Example 3⁶



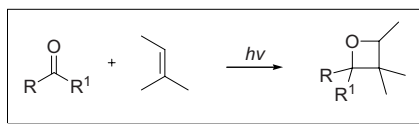
Example 4⁷

References

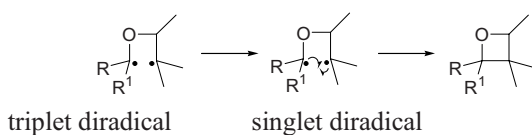
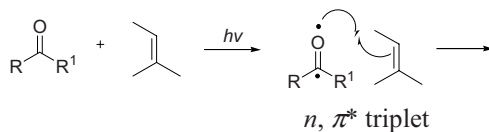
1. Passerini, M. *Gazz. Chim. Ital.* **1921**, *51*, 126–129. (b) Passerini, M. *Gazz. Chim. Ital.* **1921**, *51*, 181–188. Mario Passerini (b, 1891) was born in Scandicci, Italy. He obtained his Ph.D. in chemistry and pharmacy at the University of Florence, where he was a professor for most of his career.
2. Ferosic, I. *Aldrichimica Acta* **1971**, *4*, 21. (Review).
3. Barrett, A. G. M.; Barton, D. H. R.; Falck, J. R.; Papaioannou, D.; Widdowson, D. A. *J. Chem. Soc., Perkin Trans. 1* **1979**, 652–661.
4. Ugi, I.; Lohberger, S.; Karl, R. In *Comprehensive Organic Synthesis*; Trost, B. M.; Fleming, I., Eds.; Pergamon: Oxford, **1991**, Vol. 2, p.1083. (Review).
5. Bock, H.; Ugi, I. *J. Prakt. Chem.* **1997**, *339*, 385–389.
6. Banfi, L.; Guanti, G.; Riva, R. *Chem. Commun.* **2000**, 985–986.
7. Owens, T. D.; Semple, J. E. *Org. Lett.* **2001**, *3*, 3301–3304.
8. Xia, Q.; Ganem, B. *Org. Lett.* **2002**, *4*, 1631–1634.
9. Banfi, L.; Riva, R. *Org. React.* **2005**, *65*, 1–140. (Review).
10. Klein, J. C.; Williams, D. R. *Passerini reaction*. In *Name Reactions for Homologations-Part II*; Li, J. J., Corey, E. J., Eds.; Wiley & Sons: Hoboken, NJ, **2009**, pp 765–785. (Review).

Paternó–Büchi reaction

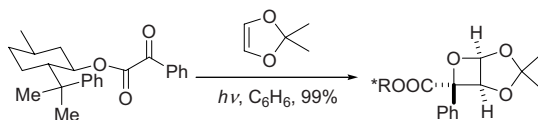
Photoinduced electrocyclicization of a carbonyl with an alkene to form polysubstituted oxetane ring systems



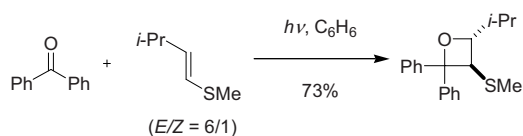
oxetane



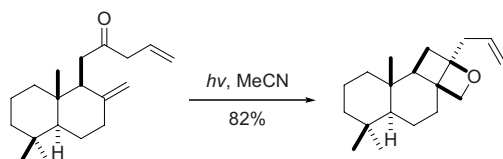
Example 1²

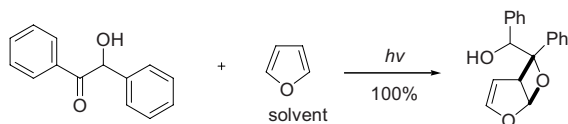


Example 2⁴



Example 3⁶



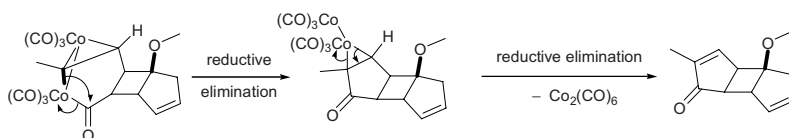
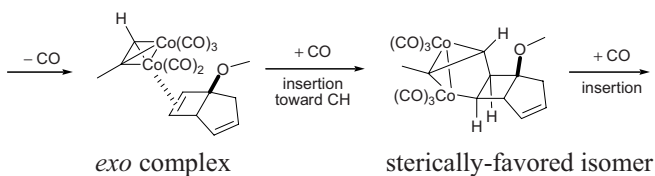
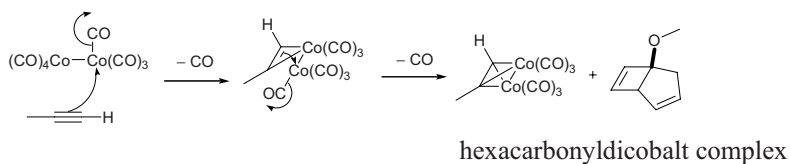
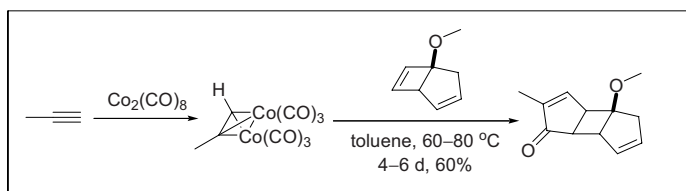
Example 4⁸

References

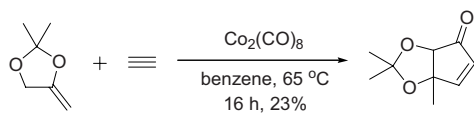
1. (a) Paternó, E.; Chieffi, G. *Gazz. Chim. Ital.* **1909**, *39*, 341–361. Emaubuele Paternó (1847–1935) was born in Palermo, Sicily, Italy. (b) Büchi, G.; Inman, C. G.; Lipinsky, E. S. *J. Am. Chem. Soc.* **1954**, *76*, 4327–4331. George H. Büchi (1921–1998) was born in Baden, Switzerland. He was a professor at MIT when he elucidated the structure of oxetanes, the products from the light-catalyzed addition of carbonyl compounds to olefins, which had been observed by E. Paternó in 1909. Büchi died of heart failure while hiking with his wife in his native Switzerland.
2. Koch, H.; Runsink, J.; Scharf, H.-D. *Tetrahedron Lett.* **1983**, *24*, 3217–3220.
3. Carless, H. A. J. In *Synthetic Organic Photochemistry*; Horspool, W. M., Ed.; Plenum Press: New York, **1984**, 425. (Review).
4. Morris, T. H.; Smith, E. H.; Walsh, R. *J. Chem. Soc., Chem. Commun.* **1987**, 964–965.
5. Porco, J. A., Jr.; Schreiber, S. L. In *Comprehensive Organic Synthesis*; Trost, B. M.; Fleming, I., Eds.; Pergamon: Oxford, **1991**, Vol. 5, 151–192. (Review).
6. de la Torre, M. C.; Garcia, I.; Sierra, M. A. *J. Org. Chem.* **2003**, *68*, 6611–6618.
7. Griesbeck, A. G.; Mauder, H.; Stadtmüller, S. *Acc. Chem. Res.* **1994**, *27*, 70–75. (Review).
8. D’Auria, M.; Emanuele, L.; Racioppi, R. *Tetrahedron Lett.* **2004**, *45*, 3877–3880.
9. Liu, C. M. *Paternó–Büchi Reaction*. In *Name Reactions in Heterocyclic Chemistry*; Li, J. J., Corey, E. J., Eds.; Wiley & Sons: Hoboken, NJ, **2005**, pp 44–49. (Review).
10. Cho, D. W.; Lee, H.-Y.; Oh, S. W.; Choi, J. H.; Park, H. J.; Mariano, P. S.; Yoon, U. *J. Org. Chem.* **2008**, *73*, 4539–4547.

Pauson–Khand reaction

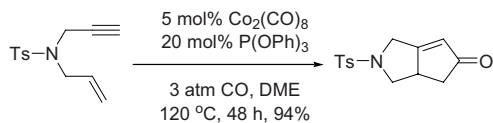
Formal [2 + 2 + 1] cycloaddition of an alkene, alkyne, and carbon monoxide mediated by octacarbonyl dicobalt to form cyclopentenones.

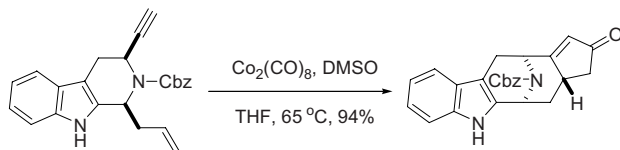
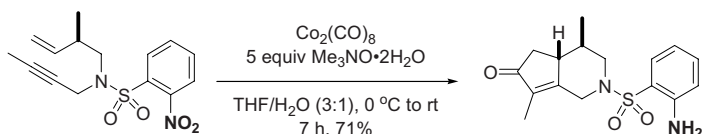


Example 1³



Example 2, A catalytic version⁶



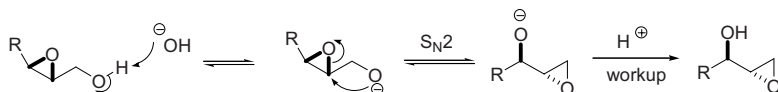
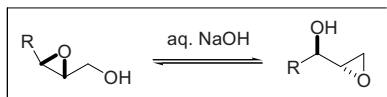
Example 3, Intramolecular Pauson–Khand reaction⁹Example 4, Intramolecular Pauson–Khand reaction¹⁰

References

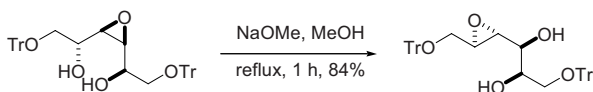
1. (a) Pauson, P. L.; Khand, I. U.; Knox, G. R.; Watts, W. E. *J. Chem. Soc., Chem. Commun.* **1971**, 36. Ihsan U. Khand and Peter L. Pauson were at the University of Strathclyde, Glasgow in Scotland. (b) Khand, I. U.; Knox, G. R.; Pauson, P. L.; Watts, W. E.; Foreman, M. I. *J. Chem. Soc., Perkin Trans. 1* **1973**, 975–977. (c) Bladon, P.; Khand, I. U.; Pauson, P. L. *J. Chem. Res. (S)*, **1977**, 9. (d) Pauson, P. L. *Tetrahedron* **1985**, *41*, 5855–5860. (Review).
2. Schore, N. E. *Chem. Rev.* **1988**, *88*, 1081–1119. (Review).
3. Billington, D. C.; Kerr, W. J.; Pauson, P. L.; Farnocchi, C. F. *J. Organomet. Chem.* **1988**, *356*, 213–219.
4. Schore, N. E. In *Comprehensive Organic Synthesis*; Paquette, L. A.; Fleming, I.; Trost, B. M., Eds.; Pergamon: Oxford, **1991**, Vol. 5, p.1037. (Review).
5. Schore, N. E. *Org. React.* **1991**, *40*, 1–90. (Review).
6. Jeong, N.; Hwang, S. H.; Lee, Y.; Chung, J. *J. Am. Chem. Soc.* **1994**, *116*, 3159–3160.
7. Brummond, K. M.; Kent, J. L. *Tetrahedron* **2000**, *56*, 3263–3283. (Review).
8. Tsujimoto, T.; Nishikawa, T.; Urabe, D.; Isobe, M. *Synlett* **2005**, 433–436.
9. Miller, K. A.; Martin, S. F. *Org. Lett.* **2007**, *9*, 1113–1116.
10. Kaneda, K.; Honda, T. *Tetrahedron* **2008**, *64*, 11589–11593.
11. Gao, P.; Xu, P.-F.; Zhai, H. *J. Org. Chem.* **2009**, *74*, 2592–2593.

Payne rearrangement

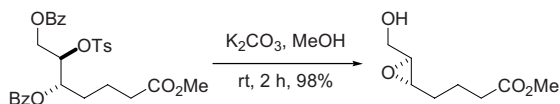
The isomerization of 2,3-epoxy alcohol under the influence of a base to 1,2-epoxy-3-ol is referred to as the Payne rearrangement. Also known as epoxide migration.



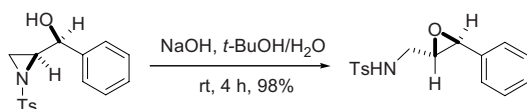
Example 1²



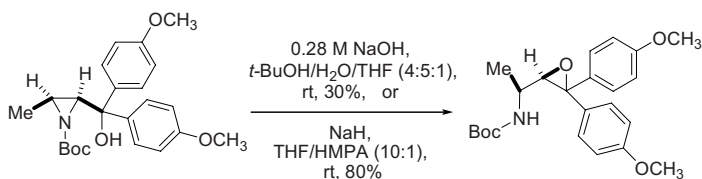
Example 2³



Example 3, Aza-Payne rearrangement⁸



Example 4, Aza-Payne rearrangement⁹

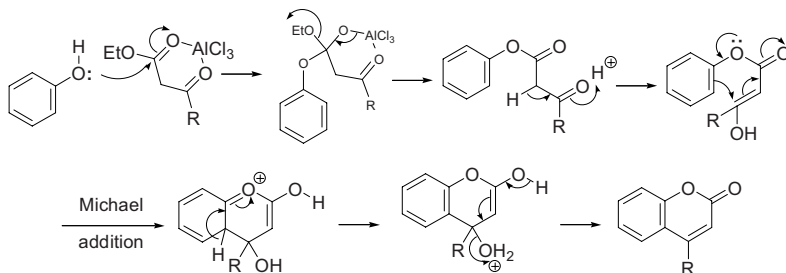
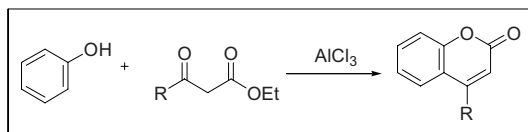


References

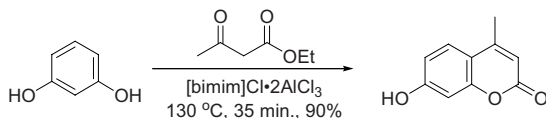
1. Payne, G. B. *J. Org. Chem.* **1962**, *27*, 3819–3822. George B. Payne was a chemist at Shell Development Co. in Emeryville, CA.
2. Buchanan, J. G.; Edgar, A. R. *Carbohydr. Res.* **1970**, *10*, 295–302.
3. Corey, E. J.; Clark, D. A.; Goto, G.; Marfat, A.; Mioskowski, C.; Samuelsson, B.; Hammerstrom, S. *J. Am. Chem. Soc.* **1980**, *102*, 1436–1439, and 3663–3665.
4. Ibuka, T. *Chem. Soc. Rev.* **1998**, *27*, 145–154. (Review).
5. Hanson, R. M. *Org. React.* **2002**, *60*, 1–156. (Review).
6. Yamazaki, T.; Ichige, T.; Kitazume, T. *Org. Lett.* **2004**, *6*, 4073–4076.
7. Bilke, J. L.; Dzuganova, M.; Froehlich, R.; Wuerthwein, E.-U. *Org. Lett.* **2005**, *7*, 3267–3270.
8. Feng, X.; Qiu, G.; Liang, S.; Su, J.; Teng, H.; Wu, L.; Hu, X. *Russ. J. Org. Chem.* **2006**, *42*, 514–500.
9. Feng, X.; Qiu, G.; Liang, S.; Teng, H.; Wu, L.; Hu, X. *Tetrahedron: Asymmetry* **2006**, *17*, 1394–1401.
10. Kumar, R. R.; Perumal, S. *Payne rearrangement*. In *Name Reactions for Homologations-Part II*; Li, J. J., Corey, E. J., Eds.; Wiley & Sons: Hoboken, NJ, **2009**, pp 474–488. (Review).

Pechmann coumarin synthesis

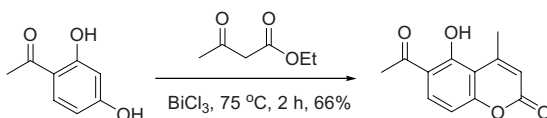
Lewis acid-mediated condensation of phenol with β -ketoester to produce coumarin.



Example 1⁶



Example 2⁸

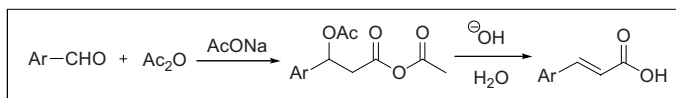


References

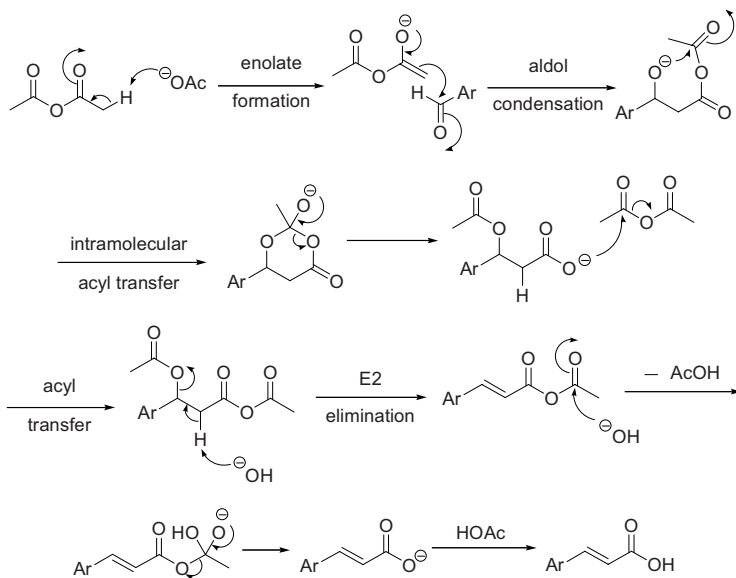
1. von Pechmann, H.; Duisberg, C. *Ber.* **1883**, *16*, 2119. Hans von Pechmann (1850–1902) was born in Nürnberg, Germany. After his doctorate, he worked with Frankland and von Baeyer. Pechmann taught at Munich and Tübingen. He committed suicide by taking cyanide.
2. Corrie, J. E. T. *J. Chem. Soc., Perkin Trans. 1* **1990**, 2151–2997.
3. Hua, D. H.; Saha, S.; Roche, D.; Maeng, J. C.; Iguchi, S.; Baldwin, C. *J. Org. Chem.* **1992**, *57*, 399–403.
4. Li, T.-S.; Zhang, Z.-H.; Yang, F.; Fu, C.-G. *J. Chem. Res., (S)* **1998**, 38–39.
5. Potdar, M. K.; Mohile, S. S.; Salunkhe, M. M. *Tetrahedron Lett.* **2001**, *42*, 9285–9287.
6. Khandekar, A. C.; Khandilkar, B. M. *Synlett.* **2002**, 152–154.
7. Smitha, G.; Sanjeeva Reddy, C. *Synth. Commun.* **2004**, *34*, 3997–4003.
8. De, S. K.; Gibbs, R. A. *Synthesis* **2005**, 1231–1233.
9. Manhas, M. S.; Ganguly, S. N.; Mukherjee, S.; Jain, A. K.; Bose, A. K. *Tetrahedron Lett.* **2006**, *47*, 2423–2425.
10. Rodriguez-Dominguez, J. C.; Kirsch, G. *Synthesis* **2006**, 1895–1897.

Perkin reaction

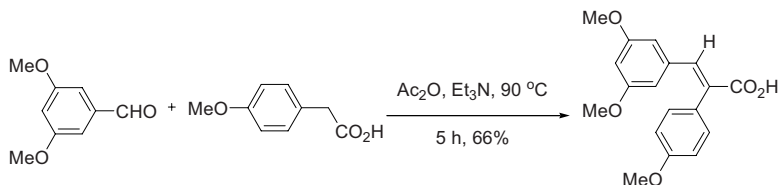
Cinnamic acid synthesis from aryl aldehyde and acetic anhydride.



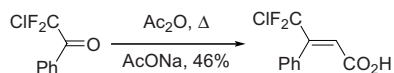
cinnamic acid



Example 1⁷



Example 2⁹

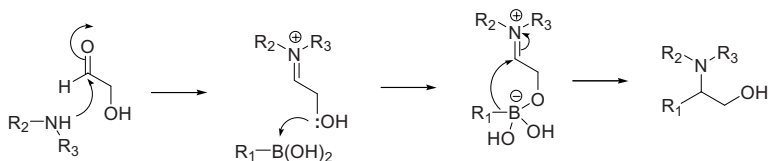
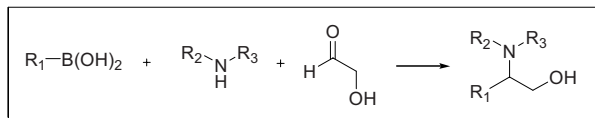


References

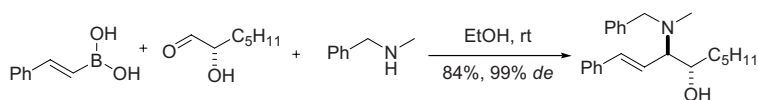
1. Perkin, W. H. *J. Chem. Soc.* **1868**, 21, 53. William Henry Perkin (1838–1907), born in London, England, studied under A. W. von Hofmann at the Royal College of Chemistry. In an attempt to synthesize quinine in his home laboratory in 1856, Perkin synthesized mauve, the purple dye. He then started a factory to manufacture mauve and later other dyes including alizarin. Perkin was the first person to show that organic chemistry was not just mere intellectual curiosity but could be profitable, which catapulted the discipline into a higher level. In addition, Perkin was also an exceptionally talented pianist.
2. Gaset, A.; Gorrichon, J. P. *Synth. Commun.* **1982**, 12, 71–79.
3. Kinastowski, S.; Nowacki, A. *Tetrahedron Lett.* **1982**, 23, 3723–3724.
4. Koepf, E.; Vögtle, F. *Synthesis* **1987**, 177–179.
5. Brady, W. T.; Gu, Y.-Q. *J. Heterocycl. Chem.* **1988**, 25, 969–971.
6. Pálincó, I.; Kukovecz, A.; Török, B.; Körtvélyesi, T. *Monatsh. Chem.* **2001**, 131, 1097–1104.
7. Gaukroger, K.; Hadfield, J. A.; Hepworth, L. A.; Lawrence, N. J.; McGown, A. T. *J. Org. Chem.* **2001**, 66, 8135–8138.
8. Solladié, G.; Pasturel-Jacopé, Y.; Maignan, J. *Tetrahedron* **2003**, 59, 3315–3321.
9. Sevenard, D. V. *Tetrahedron Lett.* **2003**, 44, 7119–7126.
10. Chandrasekhar, S.; Karri, P. *Tetrahedron Lett.* **2006**, 47, 2249–2251.
11. Lacova, M.; Stankovicova, H.; Bohac, A.; Kotzianova, B. *Tetrahedron* **2008**, 64, 9646–9653.

Petasis reaction

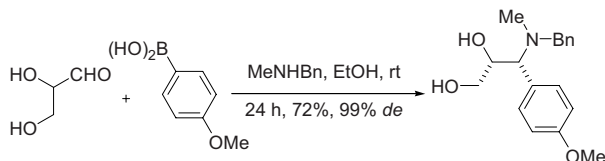
Allylic amine from the three-component reaction of a vinyl boronic acid, a carbonyl and an amine. Also known as boronic acid-Mannich or Petasis boronic acid-Mannich reaction. *Cf.* Mannich reaction.



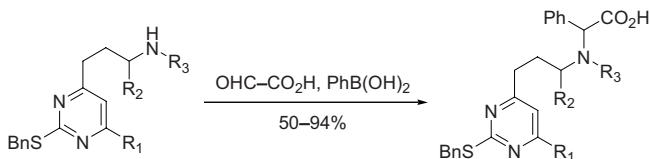
Example 1²



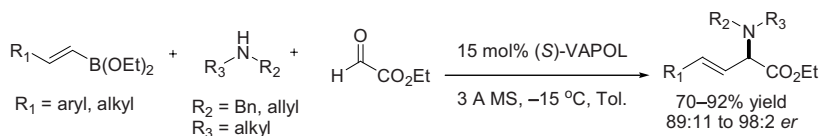
Example 2⁴



Example 3⁹



Example 4, Asymmetric Petasis reaction¹⁰

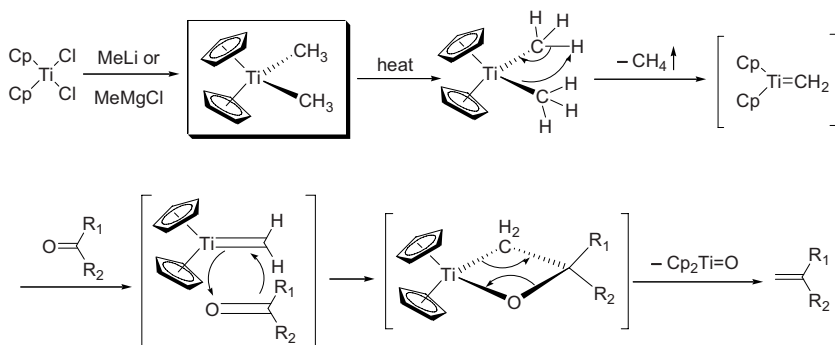


References

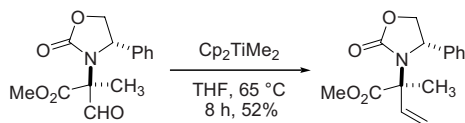
1. (a) Petasis, N. A.; Akritopoulou, I. *Tetrahedron Lett.* **1993**, *34*, 583–586. (b) Petasis, N. A.; Zavialov, I. A. *J. Am. Chem. Soc.* **1997**, *119*, 445–446. (c) Petasis, N. A.; Goodman, A.; Zavialov, I. A. *Tetrahedron* **1997**, *53*, 16463–16470. (d) Petasis, N. A.; Zavialov, I. A. *J. Am. Chem. Soc.* **1998**, *120*, 11798–11799.
2. Koolmeister, T.; Södergren, M.; Scobie, M. *Tetrahedron Lett.* **2002**, *43*, 5969–5970.
3. Orru, R. V. A.; deGreef, M. *Synthesis* **2003**, 1471–1499. (Review).
4. Sugiyama, S.; Arai, S.; Ishii, K. *Tetrahedron: Asymmetry* **2004**, *15*, 3149–3153.
5. Chang, Y. M.; Lee, S. H.; Nam, M. H.; Cho, M. Y.; Park, Y. S.; Yoon, C. M. *Tetrahedron Lett.* **2005**, *46*, 3053–3056.
6. Follmann, M.; Graul, F.; Schaefer, T.; Kopec, S.; Hamley, P. *Synlett* **2005**, 1009–1011.
7. Danieli, E.; Trabocchi, A.; Menchi, G.; Guarna, A. *Eur. J. Org. Chem.* **2007**, 1659–1668.
8. Konev, A. S.; Stas, S.; Novikov, M. S.; Khlebnikov, A. F.; Abbaspour Tehrani, K. *Tetrahedron* **2007**, *64*, 117–123.
9. Font, D.; Heras, M.; Villalgordo, J. M. *Tetrahedron* **2007**, *64*, 5226–5235.
10. Lou, S.; Schaus, S. E. *J. Am. Chem. Soc.* **2008**, *130*, 6922–6923.
11. Abbaspour Tehrani, K.; Stas, S.; Lucas, B.; De Kimpe, N. *Tetrahedron* **2009**, *65*, 1957–1966.

Petasis reagent

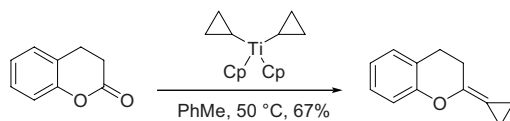
The Petasis reagent (Cp_2TiMe_2 , dimethyltitanocene) undergoes similar olefination reactions with ketones and aldehydes as does the Tebbe's reagent. The originally proposed mechanism⁵ was very different from that of Tebbe olefination. However, later experimental data seem to suggest that both Petasis and Tebbe olefination share the same mechanism, i.e., the carbene mechanism involving a four-membered titanium oxide ring intermediate.⁹ Petasis reagent is easier to make than the Tebbe reagent.



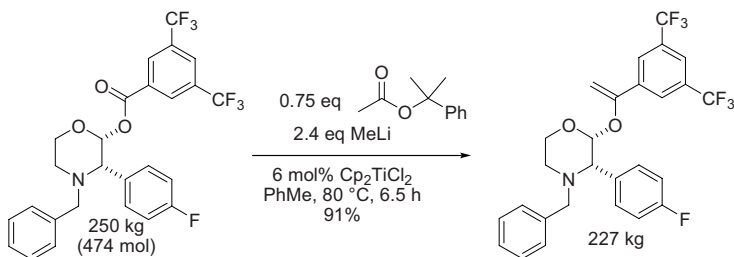
Example 1²

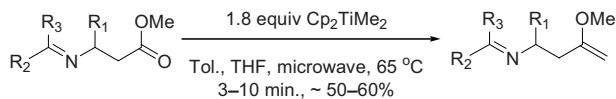


Example 2³



Example 3⁵



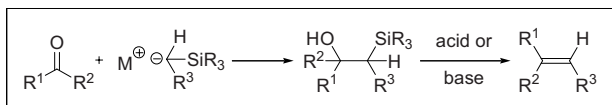
Example 4⁸

References

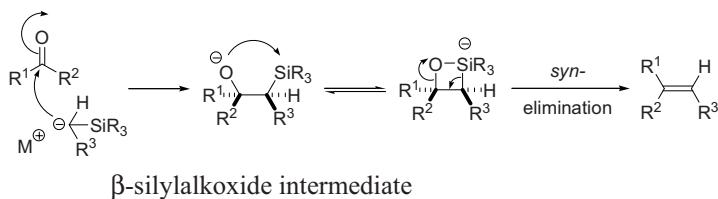
1. Petasis, N. A.; Bzowej, E. I. *J. Am. Chem. Soc.* **1990**, *112*, 6392–6394.
2. Colson, P. J.; Hegedus, L. S. *J. Org. Chem.* **1993**, *58*, 5918–5924.
3. Petasis, N. A.; Bzowej, E. I. *Tetrahedron Lett.* **1993**, *34*, 943–946.
4. Payack, J. F.; Hughes, D. L.; Cai, D.; Cottrell, I. F.; Verhoeven, T. R. *Org. Synth.* **2002**, *79*, 19.
5. Payack, J. F.; Huffman, M. A.; Cai, D. W.; Hughes, D. L.; Collins, P. C.; Johnson, B. K.; Cottrell, I. F.; Tuma, L. D. *Org. Pro. Res. Dev.* **2004**, *8*, 256–259.
6. Cook, M. J.; Fleming, E. I. *Tetrahedron Lett.* **2005**, *46*, 297–300.
7. Morency, L.; Barriault, L. *J. Org. Chem.* **2005**, *70*, 8841–8853.
8. Adriaenssens, L. V.; Hartley, R. C. *J. Org. Chem.* **2007**, *72*, 10287–10290.
9. Naskar, D.; Neogi, S.; Roy, A.; Mandal, A. B. *Tetrahedron Lett.* **2008**, *49*, 6762–6764.
10. Zhang, J. *Tebbe reagent*. In *Name Reactions for Homologations-Part I*, Li, J. J. Ed., Wiley & Sons: Hoboken, NJ, **2009**, pp 319–333. (Review).

Peterson olefination

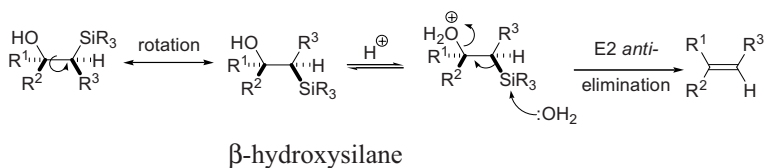
Alkenes from α -silyl carbanions and carbonyl compounds. Also known as the sila-Wittig reaction.



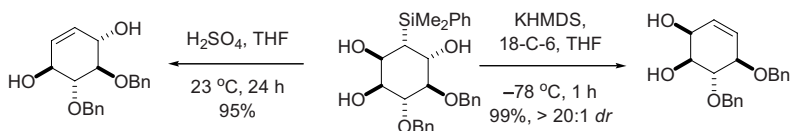
Basic conditions:



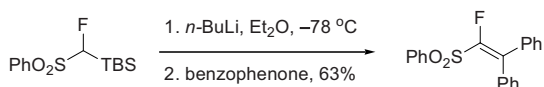
Acidic conditions:



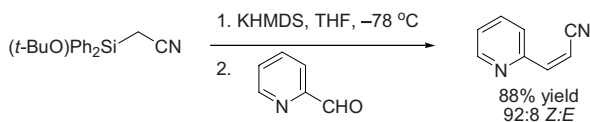
Example 1⁶

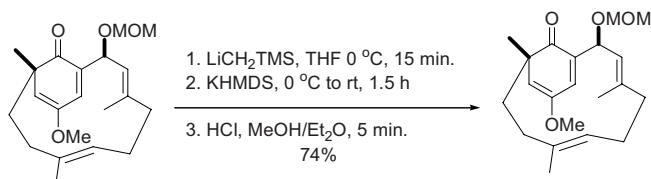


Example 2⁷



Example 3⁸



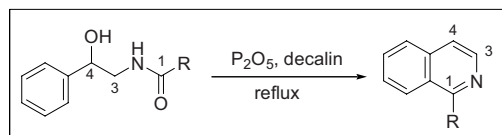
Example 4¹⁰

References

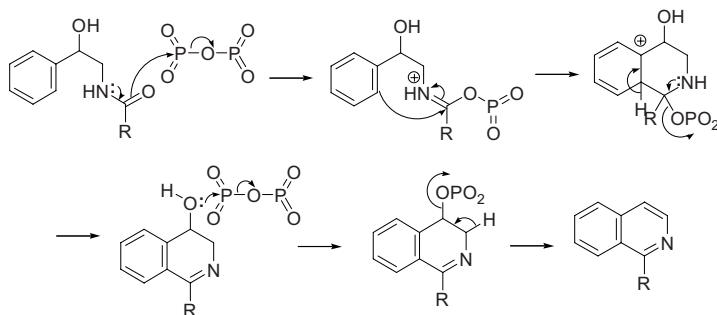
- Peterson, D. J. *J. Org. Chem.* **1968**, *33*, 780–784.
- Ager, D. J. *Org. React.* **1990**, *38*, 1–223. (Review).
- Barrett, A. G. M.; Hill, J. M.; Wallace, E. M.; Flygare, J. A. *Synlett* **1991**, 764–770. (Review).
- van Staden, L. F.; Gravestock, D.; Ager, D. J. *Chem. Soc. Rev.* **2002**, *31*, 195–200. (Review).
- Ager, D. J. *Science of Synthesis* **2002**, *4*, 789–809. (Review).
- Heo, J.-N.; Holson, E. B.; Roush, W. R. *Org. Lett.* **2003**, *5*, 1697–1700.
- Asakura, N.; Usuki, Y.; Iio, H. *J. Fluorine Chem.* **2003**, *124*, 81–84.
- Kojima, S.; Fukuzaki, T.; Yamakawa, A.; Murai, Y. *Org. Lett.* **2004**, *6*, 3917–3920.
- Kano, N.; Kawashima, T. *The Peterson and Related Reactions in Modern Carbonyl Olefination*; Takeda, T., Ed.; Wiley-VCH: Weinheim, Germany, **2004**, 18–103. (Review).
- Huang, J.; Wu, C.; Wulff, W. D. *J. Am. Chem. Soc.* **2007**, *129*, 13366.
- Ahmad, N. M. *Peterson olefination*. In *Name Reactions for Homologations-Part I*; Li, J. J., Corey, E. J., Eds., Wiley & Sons: Hoboken, NJ, **2009**, pp 521–538. (Review).

Pictet–Gams isoquinoline synthesis

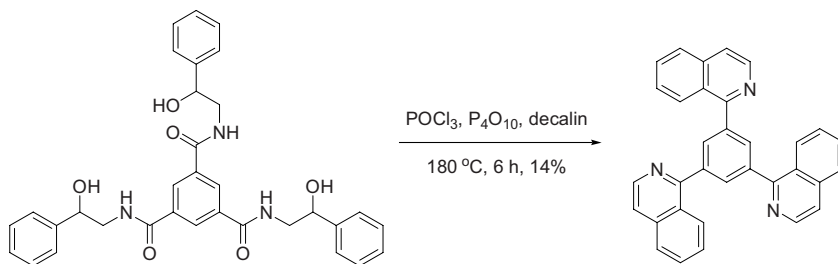
The isoquinoline framework is derived from the corresponding acyl derivatives of β -hydroxy- β -phenylethylamines. Upon exposure to a dehydrating agent such as phosphorus pentoxide, or phosphorus oxychloride, under reflux and in an inert solvent such as decalin, isoquinoline frameworks are formed.



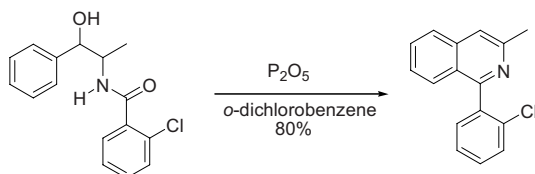
P_2O_5 actually exists as P_4O_{10} , an adamantane-like structure.



Example 1⁴



Example 2⁷

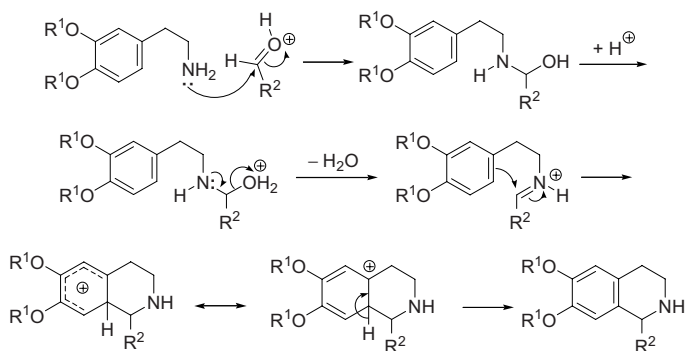
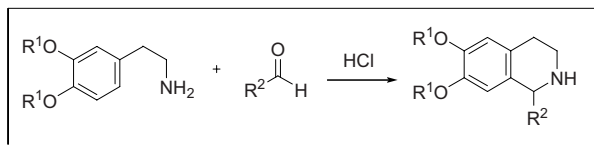


Reference

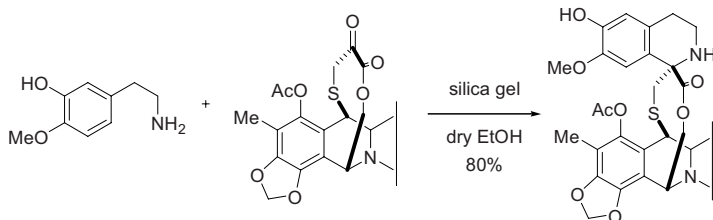
1. (a) Pictet, A.; Kay, F. W. *Ber.* **1909**, *42*, 1973–1979. (b) Pictet, A.; Gams, A. *Ber.* **1909**, *42*, 2943–2952. Amé Pictet (1857–1937), born in Geneva, Switzerland, carried out a tremendous amount of work on alkaloids.
2. Ardabilchi, N.; Fitton, A. O.; Frost, J. R.; Oppong-Boachie, F. *Tetrahedron Lett.* **1977**, *18*, 4107–4110.
3. Ardabilchi, N.; Fitton, A. O.; Frost, J. R.; Oppong-Boachie, F. K.; Hadi, A. H. A.; Sharif, A. M. *J. Chem. Soc., Perkin Trans. 1* **1979**, 539–543.
4. Dyker, G.; Gabler, M.; Nouroozian, M.; Schulz, P. *Tetrahedron Lett.* **1994**, *35*, 9697–9700.
5. Poszvácz, L.; Simig, G. *J. Heterocycl. Chem.* **2000**, *37*, 343–348.
6. Poszvácz, L.; Simig, G. *Tetrahedron* **2001**, *57*, 8573–8580.
7. Manning, H. C.; Goebel, T.; Marx, J. N.; Bornhop, D. J. *Org. Lett.* **2002**, *4*, 1075–1081.
8. Holsworth, D. D. *Pictet–Gams Isoquinoline Synthesis*. In *Name Reactions in Heterocyclic Chemistry*; Li, J. J., Corey, E. J., Eds.; Wiley & Sons: Hoboken, NJ, **2005**, 457–465. (Review).

Pictet–Spengler tetrahydroisoquinoline synthesis

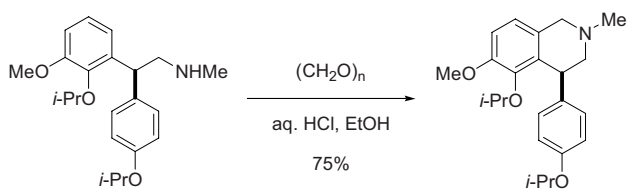
Tetrahydroisoquinolines from condensation of β -arylethylamines and carbonyl compounds followed by cyclization.

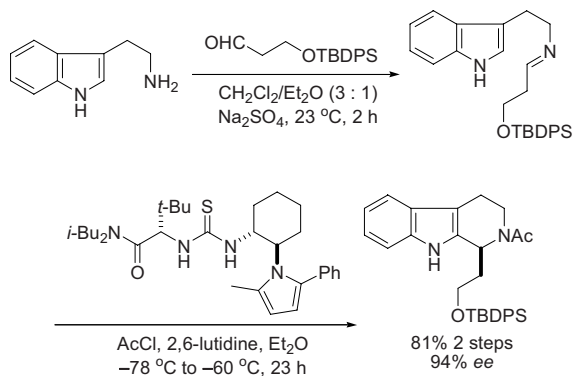
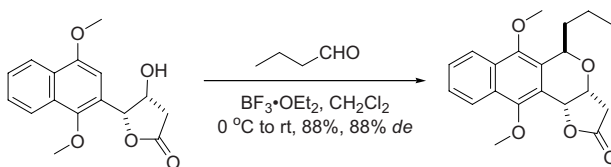


Example 1⁴



Example 2⁷



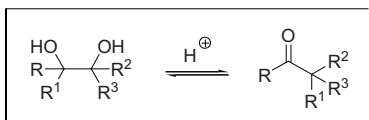
Example 3, Asymmetric acyl Pictet–Spengler⁹Example 4, Oxa-Pictet–Spengler¹⁰

References

- Pictet, A.; Spengler, T. *Ber.* **1911**, *44*, 2030–2036.
- Cox, E. D.; Cook, J. M. *Chem. Rev.* **1995**, *95*, 1797–1842. (Review).
- Corey, E. J.; Gin, D. Y.; Kania, R. S. *J. Am. Chem. Soc.* **1996**, *118*, 9202–9203.
- Zhou, B.; Guo, J.; Danishefsky, S. J. *Org. Lett.* **2002**, *4*, 43–46.
- Yu, J.; Wearing, X. Z.; Cook, J. M. *Tetrahedron Lett.* **2003**, *44*, 543–547.
- Tsuji, R.; Nakagawa, M.; Nishida, A. *Tetrahedron: Asymmetry* **2003**, *14*, 177–180.
- Couture, A.; Deniau, E.; Grandclaudon, P.; Lebrun, S. *Tetrahedron: Asymmetry* **2003**, *14*, 1309–1320.
- Tinsley, J. M. *Pictet–Spengler Isoquinoline Synthesis*. In *Name Reactions in Heterocyclic Chemistry*; Li, J. J., Corey, E. J., Eds.; Wiley & Sons: Hoboken, NJ, **2005**, 469–479. (Review).
- Mergott, D. J.; Zuend, S. J.; Jacobsen, E. N. *Org. Lett.* **2008**, *10*, 745–748.
- Eid, C. N.; Shim, J.; Bikker, J.; Lin, M. *J. Org. Chem.* **2009**, *74*, 423–426.

Pinacol rearrangement

Acid-catalyzed rearrangement of vicinal diols (pinacols) to carbonyl compounds.

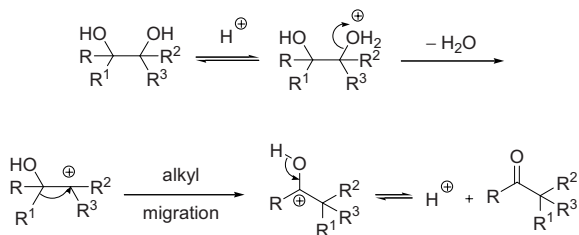


The most electron-rich alkyl group (more substituted carbon) migrates first. The general migration order:

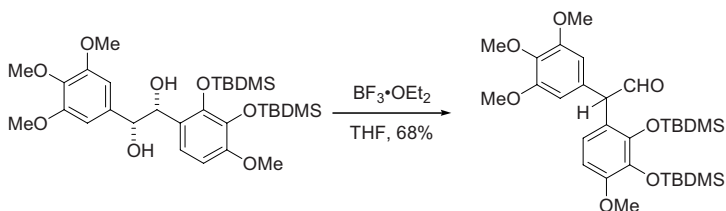
tertiary alkyl > cyclohexyl > secondary alkyl > benzyl > phenyl >
primary alkyl > methyl >> H.

For substituted aryls:

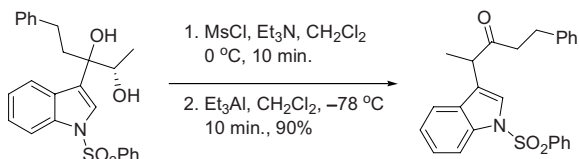
p-MeO-Ar > *p*-Me-Ar > *p*-Cl-Ar > *p*-Br-Ar > *p*-MeOAr > *p*-O₂N-Ar

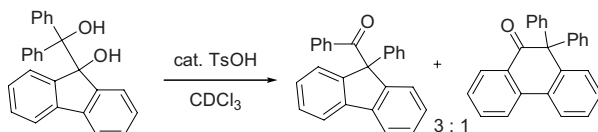
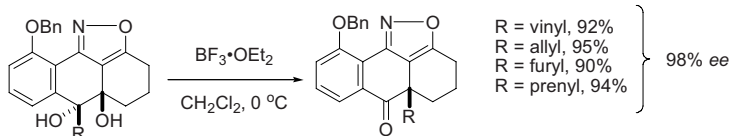


Example 1⁴



Example 2⁵



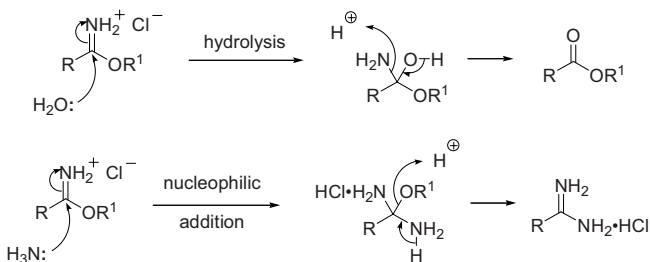
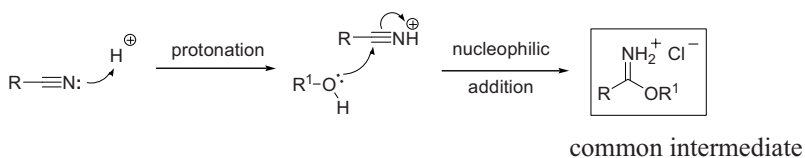
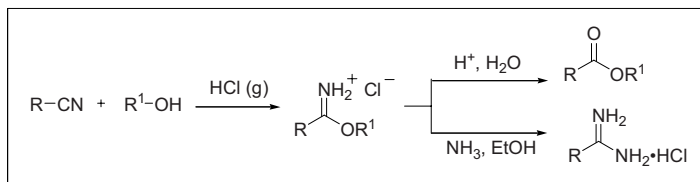
Example 3⁷Example 4⁹

References

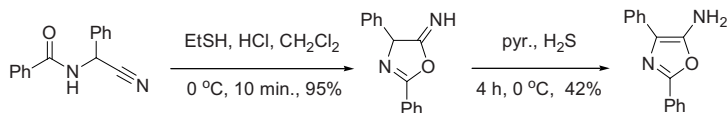
1. Fittig, R. *Ann.* **1860**, *114*, 54–63.
2. Magnus, P.; Diorazio, L.; Donohoe, T. J.; Giles, M.; Pye, P.; Tarrant, J.; Thom, S. *Tetrahedron* **1996**, *52*, 14147–14176.
3. Razavi, H.; Polt, R. *J. Org. Chem.* **2000**, *65*, 5693–5706.
4. Pettit, G. R.; Lippert III, J. W.; Herald, D. L. *J. Org. Chem.* **2000**, *65*, 7438–7444.
5. Shinohara, T.; Suzuki, K. *Tetrahedron Lett.* **2002**, *43*, 6937–6940.
6. Overman, L. E.; Pennington, L. D. *J. Org. Chem.* **2003**, *68*, 7143–7157. (Review).
7. Mladenova, G.; Singh, G.; Acton, A.; Chen, L.; Rinco, O.; Johnston, L. J.; Lee-Ruff, E. *J. Org. Chem.* **2004**, *69*, 2017–2023.
8. Birsa, M. L.; Jones, P. G.; Hopf, H. *Eur. J. Org. Chem.* **2005**, 3263–3270.
9. Suzuki, K.; Takikawa, H.; Hachisu, Y.; Bode, J. W. *Angew. Chem., Int. Ed.* **2007**, *46*, 3252–3254.
10. Goes, B. *Pinacol rearrangement*. In *Name Reactions for Homologations-Part I*; Li, J. J., Corey, E. J., Eds., Wiley & Sons: Hoboken, NJ, **2009**, pp 319–333. (Review).

Pinner reaction

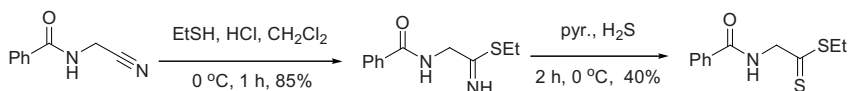
Transformation of a nitrile into an imino ether, which can be converted to either an ester or an amidine.



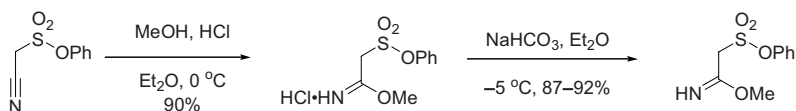
Example 1²

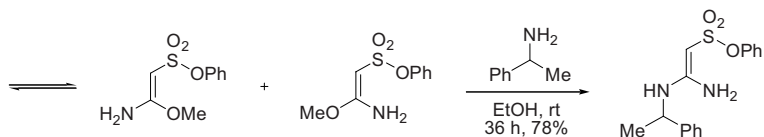


Example 2²

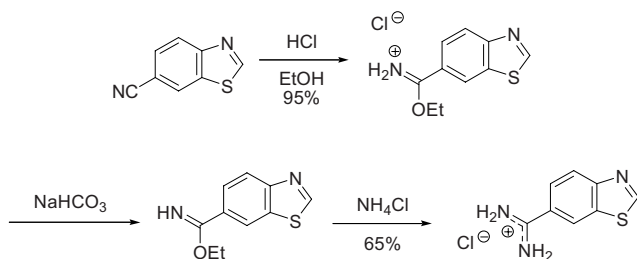


Example 3⁶





Example 4¹⁰

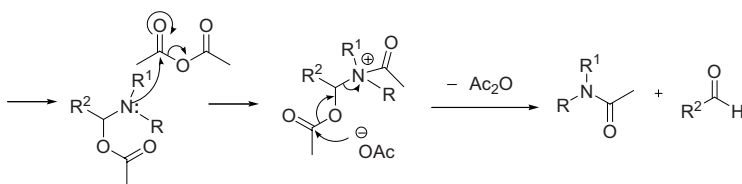
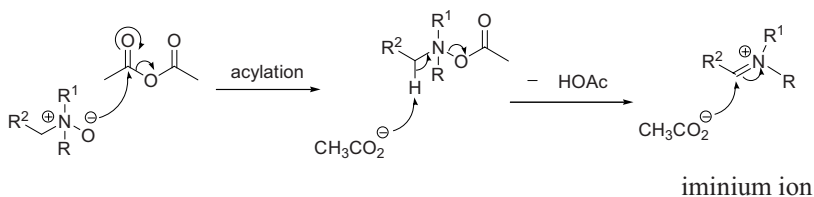
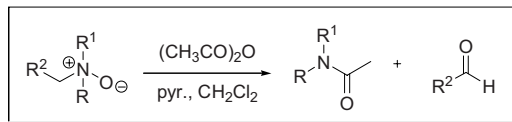


References

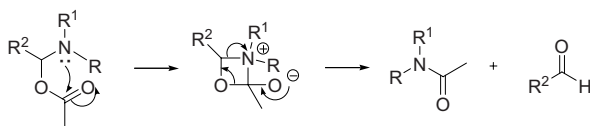
1. (a) Pinner, A.; Klein, F. *Ber.* **1877**, *10*, 1889–1897. (b) Pinner, A.; Klein, F. *Ber.* **1878**, *11*, 1825.
2. Poupaert, J.; Bruylants, A.; Crooy, P. *Synthesis* **1972**, 622–624.
3. Lee, Y. B.; Goo, Y. M.; Lee, Y. Y.; Lee, J. K. *Tetrahedron Lett.* **1990**, *31*, 1169–1170.
4. Cheng, C. C. *Org. Prep. Proced. Int.* **1990**, *22*, 643–645.
5. Siskos, A. P.; Hill, A. M. *Tetrahedron Lett.* **2003**, *44*, 789–794.
6. Fischer, M.; Troschuetz, R. *Synthesis* **2003**, 1603–1609.
7. Fringuelli, F.; Piermatti, O.; Pizzo, F. *Synthesis* **2003**, 2331–2334.
8. Cushion, M. T.; Walzer, P. D.; Collins, M. S.; Rebholz, S.; Vanden Eynde, J. J.; Mayence, A.; Huang, T. L. *Antimicrob. Agents Chemoth.* **2004**, *48*, 4209–4216.
9. Li, J.; Zhang, L.; Shi, D.; Li, Q.; Wang, D.; Wang, C.; Zhang, Q.; Zhang, L.; Fan, Y. *Synlett* **2008**, 233–236.
10. Racané, L.; Tralic-Kulenovic, V.; Mihalic, Z.; Pavlovic, G.; Karminski-Zamola, G. *Tetrahedron* **2008**, *64*, 11594–11602.

Polonovski reaction

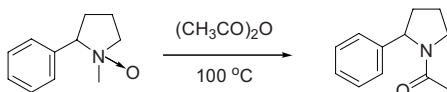
Treatment of a tertiary *N*-oxide with an activating agent such as acetic anhydride, resulting in rearrangement where an *N,N*-disubstituted acetamide and an aldehyde are generated.



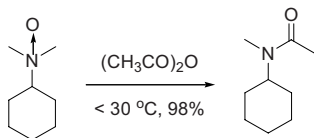
The intramolecular pathway is also operative:



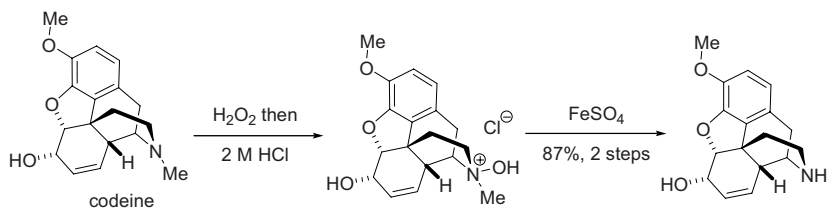
Example 1¹



Example 2²



Example 3, Iron salt-mediated Polonovski reaction⁹

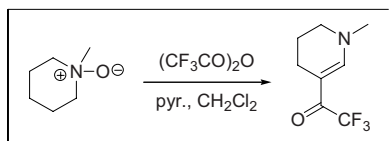


References

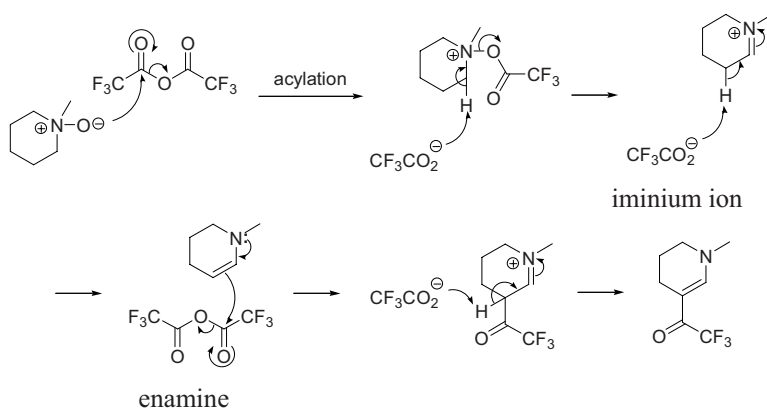
1. Polonovski, M.; Polonovski, M. *Bull. Soc. Chim. Fr.* **1927**, *41*, 1190–1208.
2. Michelot, R. *Bull. Soc. Chim. Fr.* **1969**, 4377–4385.
3. Lounasmaa, M.; Karvinen, E.; Koskinen, A.; Jokela, R. *Tetrahedron* **1987**, *43*, 2135–2146.
4. Tamminen, T.; Jokela, R.; Tirkkonen, B.; Lounasmaa, M. *Tetrahedron* **1989**, *45*, 2683–2692.
5. Grierson, D. *Org. React.* **1990**, *39*, 85–295. (Review).
6. Morita, H.; Kobayashi, J. *J. Org. Chem.* **2002**, *67*, 5378–5381.
7. McCamley, K.; Ripper, J. A.; Singer, R. D.; Scammells, P. J. *J. Org. Chem.* **2003**, *68*, 9847–9850.
8. Nakahara, S.; Kubo, A. *Heterocycles* **2004**, *63*, 1849–1854.
9. Thavaneswaran, S.; Scammells, P. J. *Bioorg. Med. Chem. Lett.* **2006**, *16*, 2868–2871.
10. Volz, H.; Gartner, H. *Eur. J. Org. Chem.* **2007**, 2791–2801.

Polonovski–Potier reaction

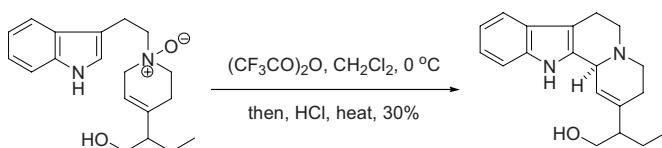
A modification of the Polonovski reaction where trifluoroacetic anhydride is used in place of acetic anhydride. Because the reaction conditions for the Polonovski–Potier reaction are mild, it has largely replaced the Polonovski reaction.



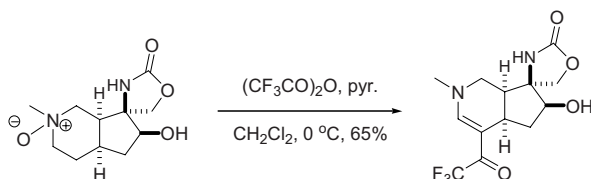
tertiary *N*-oxide

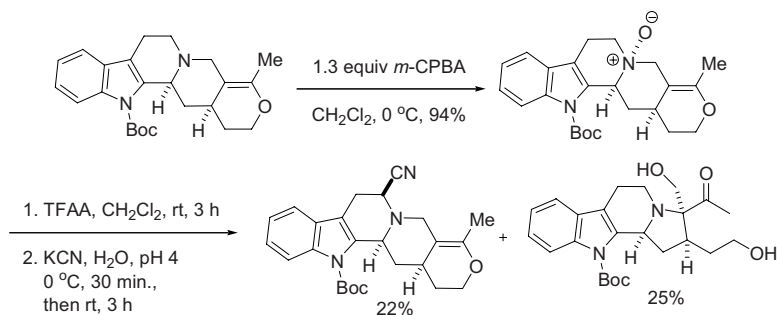
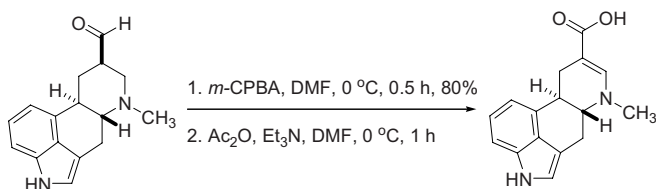


Example 1²



Example 2⁵



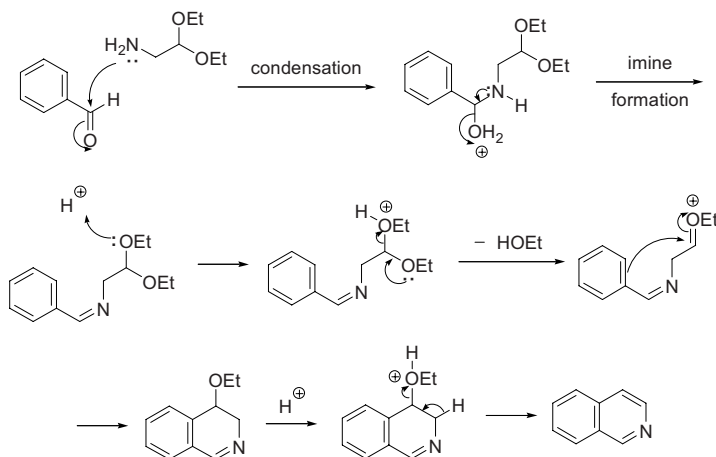
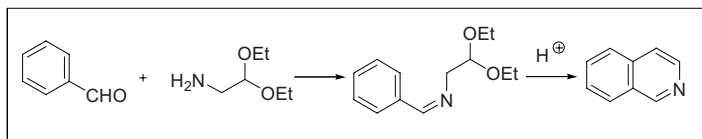
Example 3⁸Example 4¹⁰

References

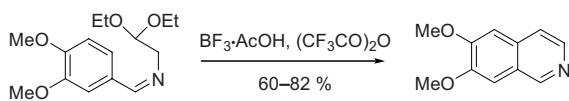
- Ahond, A.; Cavé, A.; Kan-Fan, C.; Husson, H.-P.; de Rostolan, J.; Potier, P. *J. Am. Chem. Soc.* **1968**, *90*, 5622–5623.
- Husson, H.-P.; Chevolut, L.; Langlois, Y.; Thal, C.; Potier, P. *J. Chem. Soc., Chem. Commun.* **1972**, 930–931.
- Grierson, D. *Org. React.* **1990**, *39*, 85–295. (Review).
- Sundberg, R. J.; Gadamasetti, K. G.; Hunt, P. J. *Tetrahedron* **1992**, *48*, 277–296.
- Kende, A. S.; Liu, K.; Brands, J. K. M. *J. Am. Chem. Soc.* **1995**, *117*, 10597–10598.
- Renko, D.; Mary, A.; Guillou, C.; Potier, P.; Thal, C. *Tetrahedron Lett.* **1998**, *39*, 4251–4254.
- Suau, R.; Nájera, F.; Rico, R. *Tetrahedron* **2000**, *56*, 9713–9720.
- Thomas, O. P.; Zaparucha, A.; Husson, H.-P. *Tetrahedron Lett.* **2001**, *42*, 3291–3293.
- Lim, K.-H.; Low, Y.-Y.; Kam, T.-S. *Tetrahedron Lett.* **2006**, *47*, 5037–5039.
- Gazak, R.; Kren, V.; Sedmera, P.; Passarella, D.; Novotna, M.; Danieli, B. *Tetrahedron* **2007**, *63*, 10466–10478.
- Nishikawa, Y.; Kitajima, M.; Kogure, N.; Takayama, H. *Tetrahedron* **2009**, *65*, 1608–1617.

Pomeranz–Fritsch reaction

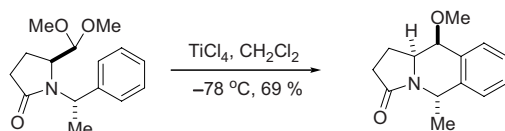
Isoquinoline synthesis *via* acid-mediated cyclization of the appropriate aminoacetal intermediate.

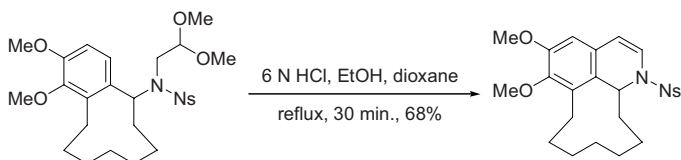
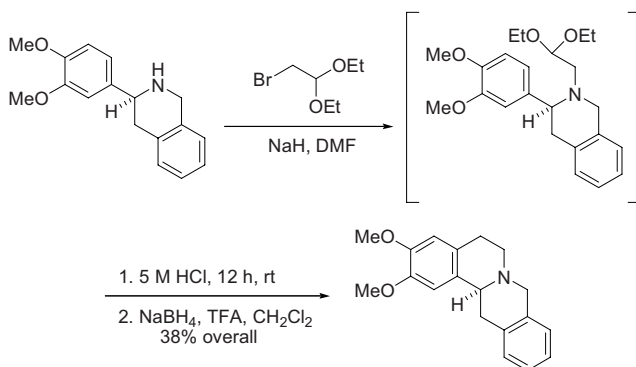


Example 1³



Example 2⁴



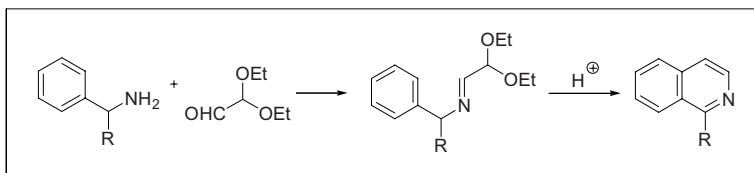
Example 3⁹Example 4, **Bobbitt modification**¹⁰

References

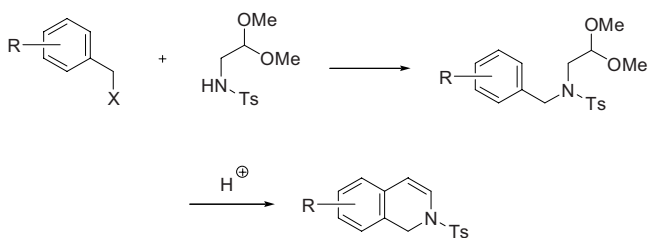
- (a) Pomeranz, C. *Monatsh.* **1893**, *14*, 116–119. Cesar Pomeranz (1860–1926) received his Ph.D. degree at Vienna, where he was employed as an associate professor of chemistry. (b) Fritsch, P. *Ber.* **1893**, *26*, 419–422. Paul Fritsch (1859–1913) was born in Oels, Silesia. He studied at Munich where he received his doctorate in 1884. Fritsch eventually became a professor at Marburg after several junior positions.
- Gensler, W. J. *Org. React.* **1951**, *6*, 191–206. (Review).
- Bevis, M. J.; Forbes, E. J.; Naik, N. N.; Uff, B. C. *Tetrahedron* **1971**, *27*, 1253–1259.
- Ishii, H.; Ishida, T. *Chem. Pharm. Bull.* **1984**, *32*, 3248–3251.
- Bobbitt, J. M.; Bourque, A. J. *Heterocycles* **1987**, *25*, 601–616. (Review).
- Gluszyńska, A.; Rozwadowska, M. D. *Tetrahedron: Asymmetry* **2000**, *11*, 2359–2368.
- Capilla, A. S.; Romero, M.; Pujol, M. D.; Caignard, D. H.; Renard, P. *Tetrahedron* **2001**, *57*, 8297–8303.
- Hudson, A. *Pomeranz–Fritsch Reaction*. In *Name Reactions in Heterocyclic Chemistry*; Li, J. J., Corey, E. J., Eds.; Wiley & Sons: Hoboken, NJ, **2005**, 480–486. (Review).
- Bracca, A. B. J.; Kaufman, T. S. *Eur. J. Org. Chem.* **2007**, 5284–5293.
- Grajewska, A.; Rozwadowska, M. D. *Tetrahedron: Asymmetry* **2007**, *18*, 2910–2914.

Schlittler–Müller modification

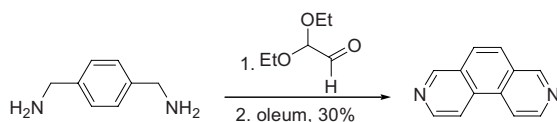
Simple permutation where the amine and the aldehyde switch places for the two reactants in comparison to the Pomeranz–Fritsch reaction.



Example 1³



Example 2⁴

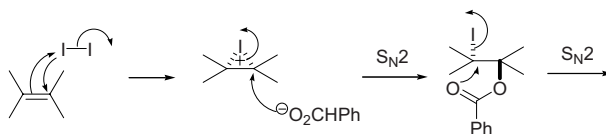
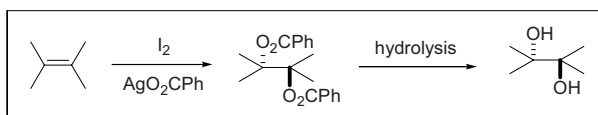


References

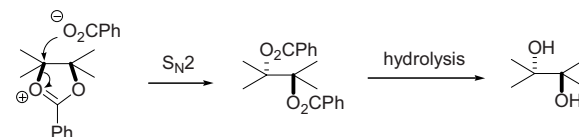
- Schlittler, E.; Müller, J. *Helv. Chim. Acta* **1948**, *31*, 914–924, 1119–1132.
- Guthrie, D. A.; Frank, A. W.; Purves, C. B. *Can. J. Chem.* **1955**, *33*, 729–742.
- Boger, D. L.; Brotherton, C. E.; Kelley, M. D. *Tetrahedron* **1981**, *37*, 3977–3980.
- Gill, E. W.; Bracher, A. W. *J. Heterocycl. Chem.* **1983**, *20*, 1107–1109.
- Hudson, A. *Pomeranz–Fritsch Reaction*. In *Name Reactions in Heterocyclic Chemistry*; Li, J. J., Corey, E. J., Eds.; Wiley & Sons: Hoboken, NJ, **2005**, 480–486. (Review).

Prévost *trans*-dihydroxylation

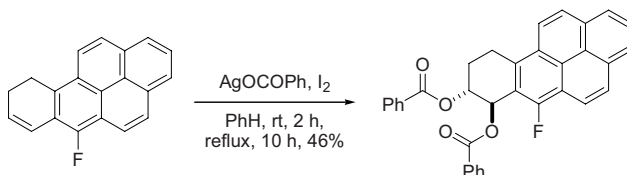
Cf. Woodward *cis*-dihydroxylation.



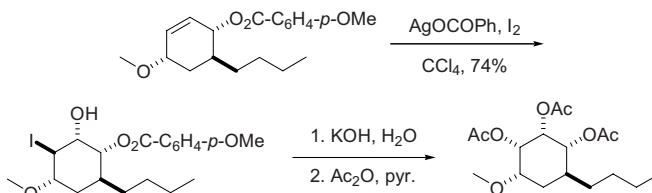
cyclic iodonium ion intermediate neighboring group assistance



Example 1⁵



Example 2⁹

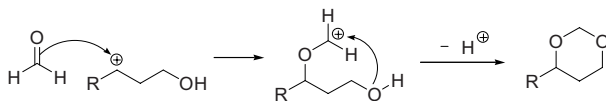
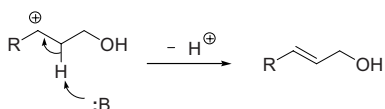
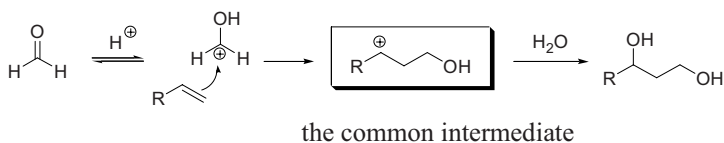
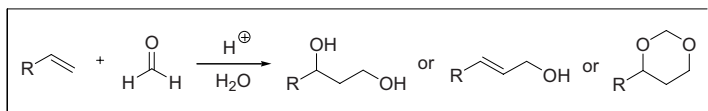


References

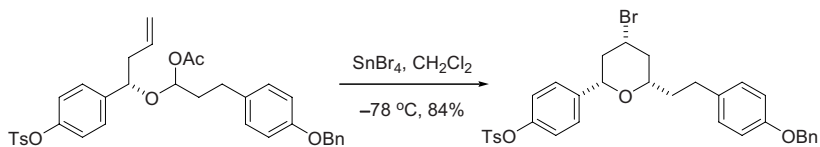
1. Prévost, C. *Compt. Rend.* **1933**, *196*, 1129–1131.
2. Campbell, M. M.; Sainsbury, M.; Yavarzadeh, R. *Tetrahedron* **1984**, *40*, 5063–5070.
3. Ciganek, E.; Calabrese, J. C. *J. Org. Chem.* **1995**, *60*, 4439–4443.
4. Brimble, M. A.; Nairn, M. R. *J. Org. Chem.* **1996**, *61*, 4801–4805.
5. Zajc, B. *J. Org. Chem.* **1999**, *64*, 1902–1907.
6. Hamm, S.; Hennig, L.; Findeisen, M.; Muller, D. *Tetrahedron* **2000**, *56*, 1345–1348.
7. Ray, J. K.; Gupta, S.; Kar, G. K.; Roy, B. C.; Lin, J.-M. *J. Org. Chem.* **2000**, *65*, 8134–8138.
8. Sabat, M.; Johnson, C. R. *Tetrahedron Lett.* **2001**, *42*, 1209–1212.
9. Hodgson, R.; Nelson, A. *Org. Biomol. Chem.* **2004**, *2*, 373–386.

Prins reaction

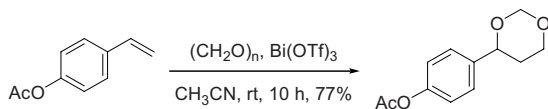
The Prins reaction is the acid-catalyzed addition of aldehydes to alkenes and gives different products depending on the reaction conditions.

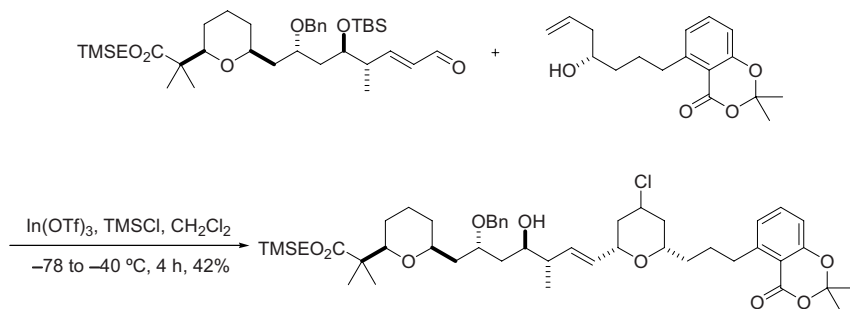
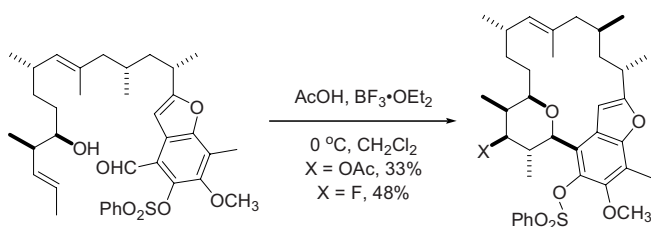


Example 1⁵



Example 2⁷



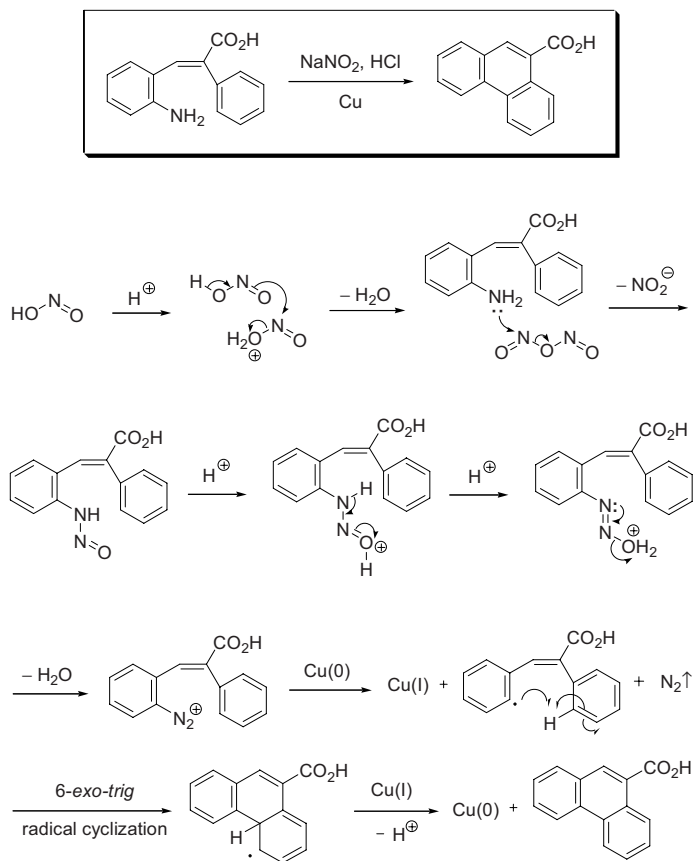
Example 3⁹Example 4¹⁰

References

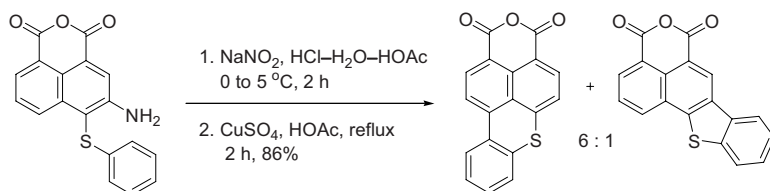
- Prins, H. J. *Chem. Weekblad* **1919**, *16*, 1072–1023. Born in Zaandam, The Netherlands, Hendrik J. Prins (1889–1958) was not even an organic chemist *per se*. After obtaining a doctorate in chemical engineering, Prins worked for an essential oil company and then a company dealing with the rendering of condemned meats and carcasses. But he had a small laboratory near his house where he carried out his experiments in his spare time, which obviously was not a big distraction—for he rose to be the president-director of the firm he worked for.
- Adam, D. R.; Bhatnagar, S. P. *Synthesis* **1977**, 661–672. (Review).
- Hanaki, N.; Link, J. T.; MacMillan, D. W. C.; Overman, L. E.; Trankle, W. G.; Wurster, J. A. *Org. Lett.* **2000**, *2*, 223–226.
- Davis, C. E.; Coates, R. M. *Angew. Chem., Int. Ed.* **2002**, *41*, 491–493.
- Marumoto, S.; Jaber, J. J.; Vitale, J. P.; Rychnovsky, S. D. *Org. Lett.* **2002**, *4*, 3919–3922.
- Braddock, D. C.; Badine, D. M.; Gottschalk, T.; Matsuno, A.; Rodriguez-Lens, M. *Synlett* **2003**, 345–348.
- Sreedhar, B.; Swapna, V.; Sridhar, Ch.; Saileela, D.; Sunitha, A. *Synth. Commun.* **2005**, *35*, 1177–1182.
- Aubele, D. L.; Wan, S.; Floreancig, P. E. *Angew. Chem., Int. Ed.* **2005**, *44*, 3485–3488.
- Chan, K.-P.; Ling, Y. H.; Loh, T.-P. *Chem. Commun.* **2007**, 939–941.
- Bahnck, K. B.; Rychnovsky, S. D. *J. Am. Chem. Soc.* **2008**, *130*, 13177–13181.

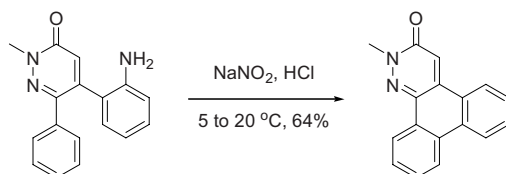
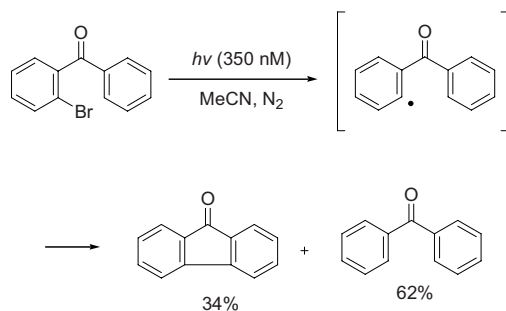
Pschorr cyclization

The intramolecular version of the Gomberg–Bachmann reaction.



Example 1⁷



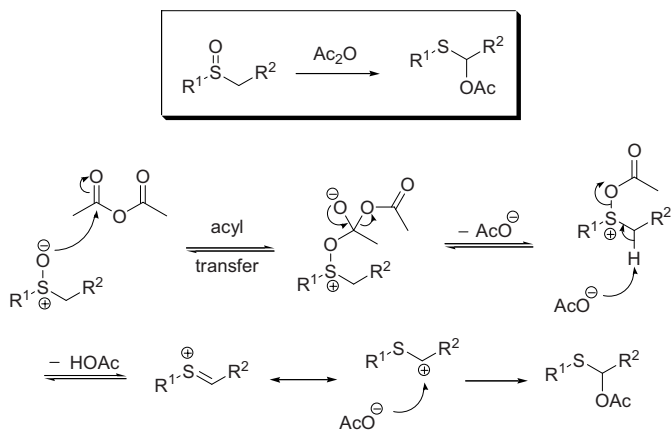
Example 2⁸Example 3¹⁰

References

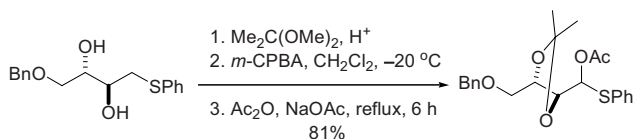
1. Pschorr, R. *Ber.* **1896**, *29*, 496–501. Robert Pschorr (1868–1930), born in Munich, Germany, studied under von Baeyer, Bamberger, Knorr, and Fischer. He became an assistant professor in 1899 at Berlin where he discovered the phenanthrene synthesis. During WWI, Pschorr served as a major in the German Army.
2. Kupchan, S. M.; Kameswaran, V.; Findlay, J. W. A. *J. Org. Chem.* **1973**, *38*, 405–406.
3. Wassmundt, F. W.; Kiesman, W. F. *J. Org. Chem.* **1995**, *60*, 196–201.
4. Qian, X.; Cui, J.; Zhang, R. *Chem. Commun.* **2001**, 2656–2657.
5. Hassan, J.; Sévignon, M.; Gozzi, C.; Schulz, E.; Lemaire, M. *Chem. Rev.* **2002**, *102*, 1359–1469. (Review).
6. Karady, S.; Cummins, J. M.; Dannenberg, J. J.; del Rio, E.; Dormer, P. G.; Marcune, B. F.; Reamer, R. A.; Sordo, T. L. *Org. Lett.* **2003**, *5*, 1175–1178.
7. Xu, Y.; Qian, X.; Yao, W.; Mao, P.; Cui, J. *Bioorg. Med. Chem.* **2003**, *11*, 5427–5433.
8. Tapolcsányi, P.; Maes, B. U. W.; Monsieurs, K.; Lemièrre, G. L. F.; Riedl, Z.; Hajós, G.; Van der Driessche, B.; Dommissse, R. A.; Mátyus, P. *Tetrahedron* **2003**, *59*, 5919–5926.
9. Mátyus, P.; Maes, B. U. W.; Riedl, Z.; Hajós, G.; Lemièrre, G. L. F.; Tapolcsányi, P.; Monsieurs, K.; Éliás, O.; Dommissse, R. A.; Krajsovsky, G. *Synlett* **2004**, 1123–1139. (Review).
10. Moorthy, J. N.; Samanta, S. *J. Org. Chem.* **2007**, *72*, 9786–9789.

Pummerer rearrangement

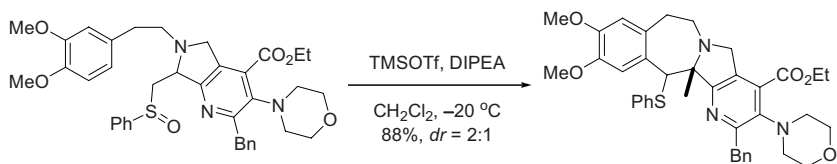
The transformation of sulfoxides into α -acyloxythioethers using acetic anhydride.



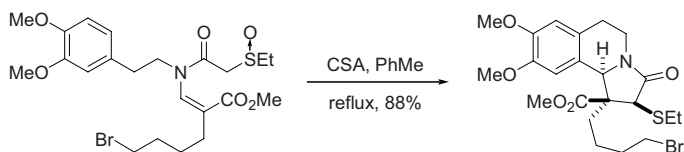
Example 1²

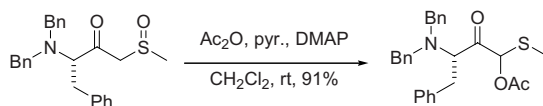


Example 2⁷



Example 3⁸



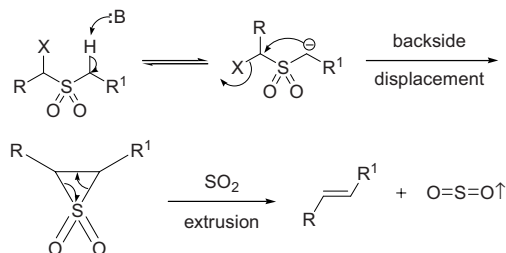
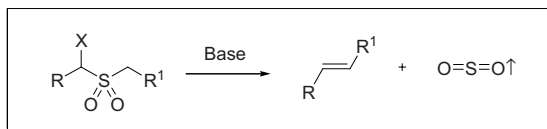
Example 4⁹

References

1. Pummerer, R. *Ber.* **1910**, *43*, 1401–1412. Rudolf Pummerer, born in Austria in 1882, studied under von Baeyer, Willstätter, and Wieland. He worked for BASF for a few years and in 1921 he was appointed head of the organic division of the Munich Laboratory, fulfilling his long-desired ambition.
2. Katsuki, T.; Lee, A. W. M.; Ma, P.; Martin, V. S.; Masamune, S.; Sharpless, K. B.; Tuddenham, D.; Walker, F. J. *J. Org. Chem.* **1982**, *47*, 1373–1378.
3. De Lucchi, O.; Miotti, U.; Modena, G. *Org. React.* **1991**, *40*, 157–406. (Review).
4. Padwa, A.; Gunn, D. E., Jr.; Osterhout, M. H. *Synthesis* **1997**, 1353–1378. (Review).
5. Padwa, A.; Waterson, A. G. *Curr. Org. Chem.* **2000**, *4*, 175–203. (Review).
6. Padwa, A.; Bur, S. K.; Danca, D. M.; Ginn, J. D.; Lynch, S. M. *Synlett* **2002**, 851–862. (Review).
7. Gámez Montaña, R.; Zhu, J. *Chem. Commun.* **2002**, 2448–2449.
8. Padwa, A.; Danca, M. D.; Hardcastle, K.; McClure, M. J. *Org. Chem.* **2003**, *68*, 929.
9. Suzuki, T.; Honda, Y.; Izawa, K.; Williams, R. M. *J. Org. Chem.* **2005**, *70*, 7317.
10. Ahmad, N. M. *Pummerer rearrangement*. In *Name Reactions for Homologations-Part II*; Li, J. J., Corey, E. J., Eds.; Wiley & Sons: Hoboken, NJ, **2009**, pp 334–352. (Review).

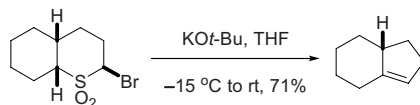
Ramberg–Bäcklund reaction

Olefin synthesis *via* α -halosulfone extrusion.

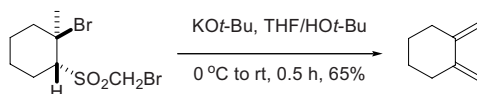


episulfone intermediate

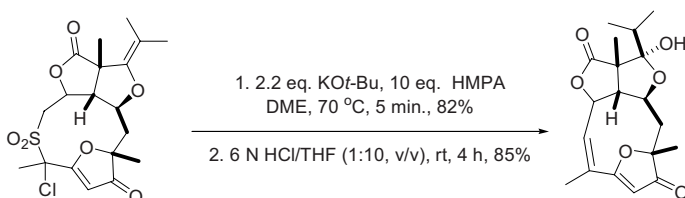
Example 1⁴

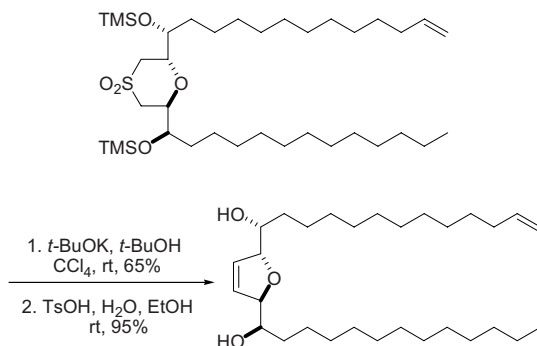


Example 2⁵



Example 3⁶

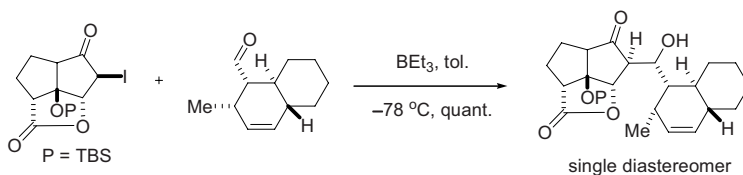


Example 4, *in situ* chlorination⁷

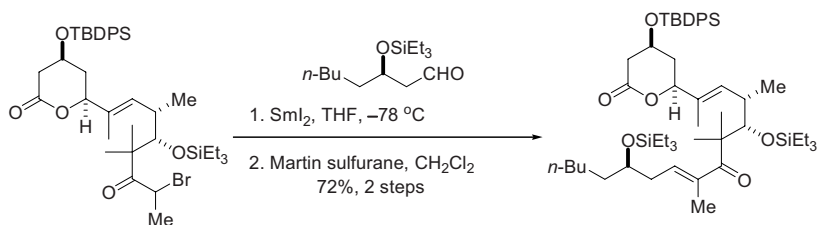
References

1. Ramberg, L.; Bäcklund, B. *Arkiv. Kemi, Mineral Geol.* **1940**, *13A*, 1–50.
2. Paquette, L. A. *Acc. Chem. Res.* **1968**, *1*, 209–216. (Review).
3. Paquette, L. A. *Org. React.* **1977**, *25*, 1–71. (Review).
4. Becker, K. B.; Labhart, M. P. *Helv. Chim. Acta* **1983**, *66*, 1090–1100.
5. Block, E.; Aslam, M.; Eswarakrishnan, V.; Gebreyes, K.; Hutchinson, J.; Iyer, R.; Lafitte, J. A.; Wall, A. *J. Am. Chem. Soc.* **1986**, *108*, 4568–4580.
6. Boeckman, R. K., Jr.; Yoon, S. K.; Heckendorn, D. K. *J. Am. Chem. Soc.* **1991**, *113*, 9682–9784.
7. Trost, B. M.; Shi, Z. *J. Am. Chem. Soc.* **1994**, *116*, 7459–7460.
8. Taylor, R. J. K. *Chem. Commun.* **1999**, 217–227. (Review).
9. Taylor, R. J. K.; Casy, G. *Org. React.* **2003**, *62*, 357–475. (Review).
10. Li, J. J. *Ramberg–Bäcklund olefin synthesis*. In *Name Reactions for Functional Group Transformations*; Li, J. J., Corey, E. J., Eds.; John Wiley & Sons: Hoboken, NJ, **2007**, pp 386–404. (Review).
11. Pal, T. K.; Pathak, T. *Carbohydrate Res.* **2008**, *343*, 2826–2829.
12. Baird, L. J.; Timmer, M. S. M.; Teesdale-Spittle, P. H.; Harvey, J. E. *J. Org. Chem.* **2009**, *74*, 2271–2277.

Example 3, Boron-mediated Reformatsky reaction⁸



Example 4, SmI_2 -mediated Reformatsky reaction⁹

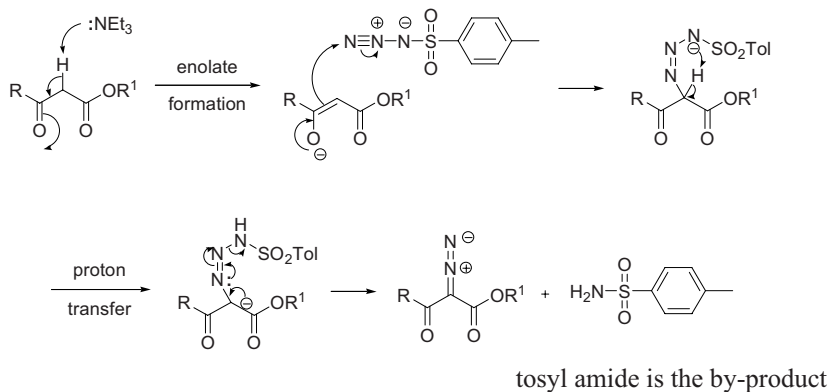
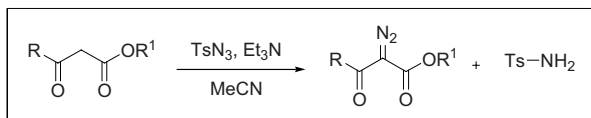


References

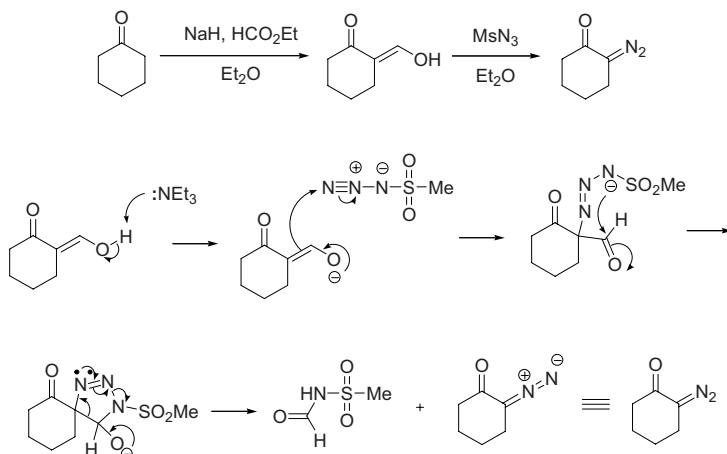
1. Reformatsky, S. *Ber.* **1887**, *20*, 1210–1211. Sergei Reformatsky (1860–1934) was born in Russia. He studied at the University of Kazan in Russia, the cradle of Russian chemistry professors, where he found competent guidance of a distinguished chemist, Alexander M. Zaitsev. Reformatsky then studied at Göttingen, Heidelberg, and Leipzig in Germany. After returning to Russia, Reformatsky became the Chair of Organic Chemistry at the University of Kiev.
2. Rathke, M. W. *Org. React.* **1975**, *22*, 423–460. (Review).
3. Fürstner, A. *Synthesis* **1989**, 571–590. (Review).
4. Lee, H. K.; Kim, J.; Pak, C. S. *Tetrahedron Lett.* **1999**, *40*, 2173–2174.
5. Fürstner, A. In *Organozinc Reagents* Knochel, P., Jones, P., Eds.; Oxford University Press: New York, **1999**, pp 287–305. (Review).
6. Zhang, M.; Zhu, L.; Ma, X. *Tetrahedron: Asymmetry* **2003**, *14*, 3447–3453.
7. Ocampo, R.; Dolbier, W. R., Jr. *Tetrahedron* **2004**, *60*, 9325–9374. (Review).
8. Lambert, T. H.; Danishefsky, S. J. *J. Am. Chem. Soc.* **2006**, *128*, 426–427.
9. Moslin, R. M.; Jamison, T. F. *J. Am. Chem. Soc.* **2006**, *128*, 15106–15107.
10. Cozzi, P. G. *Angew. Chem., Int. Ed.* **2007**, *46*, 2568–2571. (Review).
11. Ke, Y.-Y.; Li, Y.-J.; Jia, J.-H.; Sheng, W.-J.; Han, L.; Gao, J.-R. *Tetrahedron Lett.* **2009**, *50*, 1389–1391.

Regitz diazo synthesis

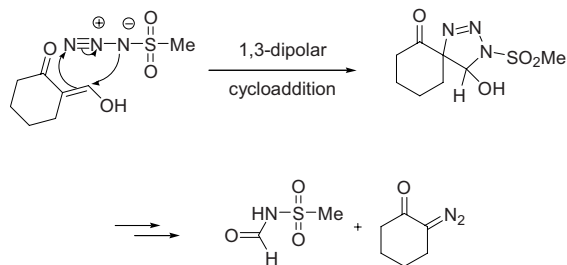
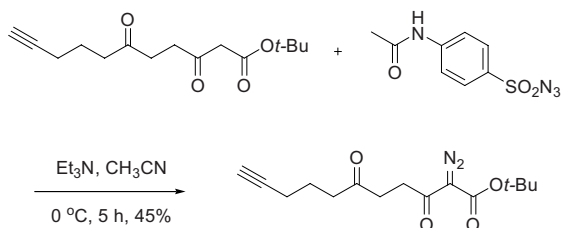
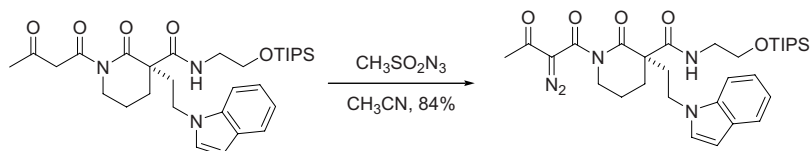
Synthesis of 2-diazo-1,3-diketones or 2-diazo-3-oxoesters using sulfonyl azides.



When only one carbonyl is present, ethylformate can be used as an activating auxiliary:⁶⁻⁹



Alternatively, the triazole intermediate may be assembled *via* a 1,3-dipolar cycloaddition of the enol and mesyl azide:

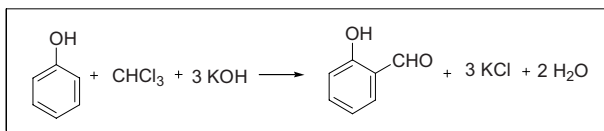
Example 1⁵Example 2¹⁰

References

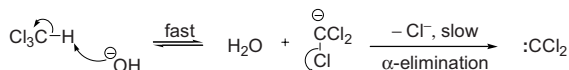
- (a) Regitz, M. *Angew. Chem., Int. Ed.* **1967**, *6*, 733–741. (b) Regitz, M.; Anschutz, W.; Bartz, W.; Liedhegener, A. *Tetrahedron Lett.* **1968**, *9*, 3171–3174. (c) Regitz, M. *Synthesis* **1972**, 351–373. (Review).
- Pudleiner, H.; Laatsch, H. *Ann.* **1990**, 423–426.
- Evans, D. A.; Britton, T. C.; Ellman, J. A.; Dorow, R. L. *J. Am. Chem. Soc.* **1990**, *112*, 4011–4030.
- Charette, A. B.; Wurz, R. P.; Ollevier, T. *J. Org. Chem.* **2000**, *65*, 9252–9254.
- Hodgson, D. M.; Labande, A. H.; Pierard, F. Y. T. M.; Expósito Castro, M. A. *J. Org. Chem.* **2003**, *68*, 6153–6159.
- Sarpong, R.; Su, J. T.; Stoltz, B. M. *J. Am. Chem. Soc.* **2003**, *125*, 13624–13628.
- Mejía-Oneto, J. M.; Padwa, A. *Org. Lett.* **2004**, *6*, 3241–3244.
- Muroni, D.; Saba, A.; Culeddu, N. *Tetrahedron: Asymmetry* **2004**, *15*, 2609–2614.
- Davies, J. R.; Kane, P. D.; Moody, C. J. *Tetrahedron* **2004**, *60*, 3967–3977.
- Oguri, H.; Schreiber, S. L. *Org. Lett.* **2005**, *7*, 47–50.

Reimer–Tiemann reaction

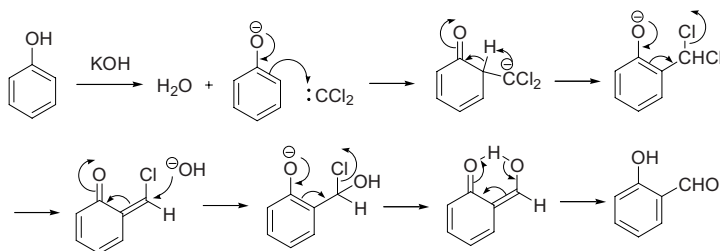
Synthesis of *o*-formylphenol from phenols and chloroform in alkaline medium.



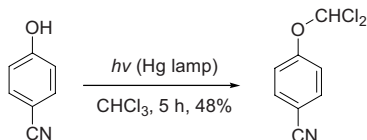
a. Carbene generation:



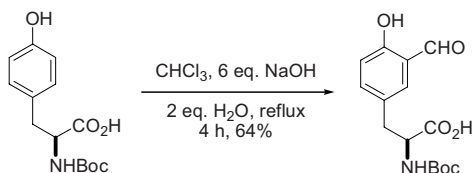
b. Addition of dichlorocarbene and hydrolysis:



Example 1, Photo-Reimer–Tiemann reaction without base⁷



Example 2⁸

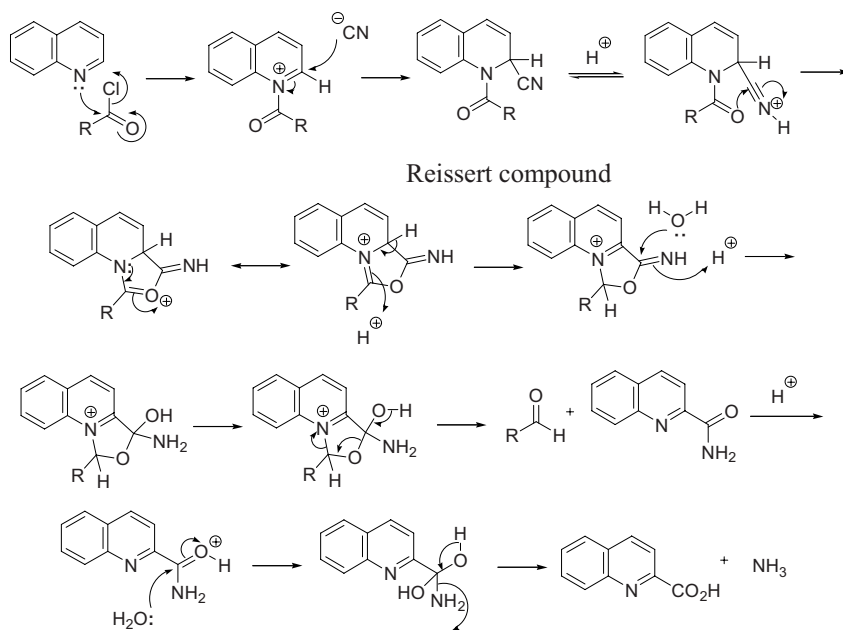
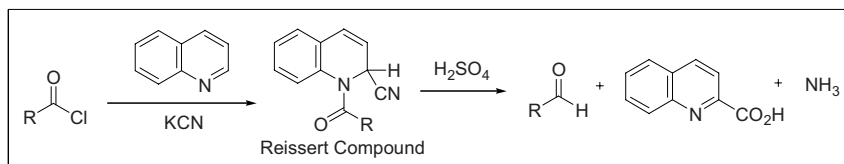


References

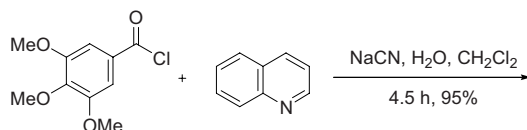
1. Reimer, K.; Tiemann, F. *Ber.* **1876**, *9*, 824–828.
2. Wynberg, H.; Meijer, E. W. *Org. React.* **1982**, *28*, 1–36. (Review).
3. Bird, C. W.; Brown, A. L.; Chan, C. C. *Tetrahedron* **1985**, *41*, 4685–4690.
4. Neumann, R.; Sasson, Y. *Synthesis* **1986**, 569–570.
5. Cochran, J. C.; Melville, M. G. *Synth. Commun.* **1990**, *20*, 609–616.
6. Langlois, B. R. *Tetrahedron Lett.* **1991**, *32*, 3691–3694.
7. Jiménez, M. C.; Miranda, M. A.; Tormos, R. *Tetrahedron* **1995**, *51*, 5825–5828.
8. Jung, M. E.; Lazarova, T. I. *J. Org. Chem.* **1997**, *62*, 1553–1555.

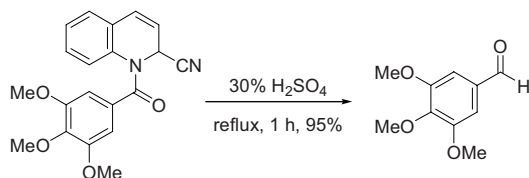
Reissert reaction

Treatment of quinoline or isoquinoline with acid chloride and KCN gives quinaldic acid, aldehyde, and KCN.

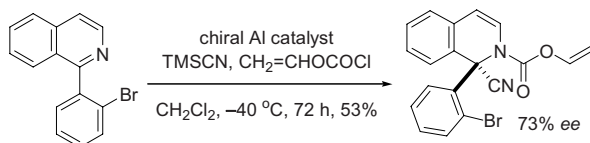


Example 1³

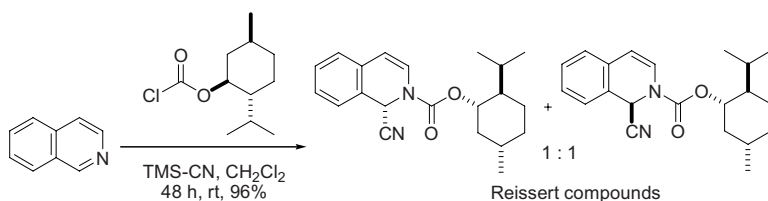




Example 2, Reissert compound from isoquinoline⁷



Example 3, Reissert compound from isoquinoline¹⁰

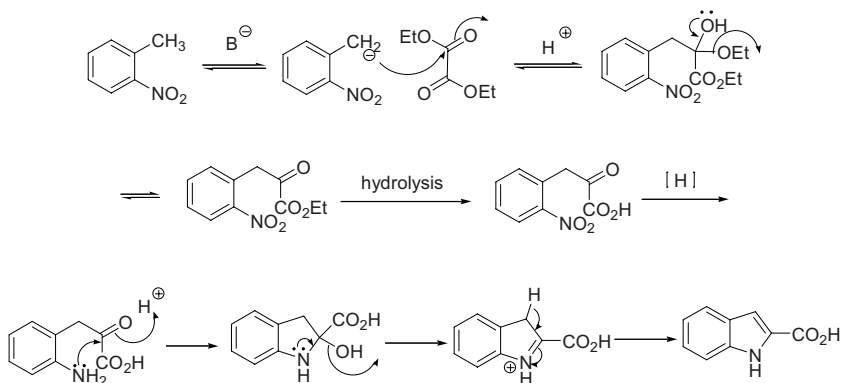
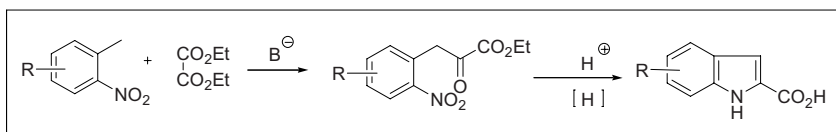


References

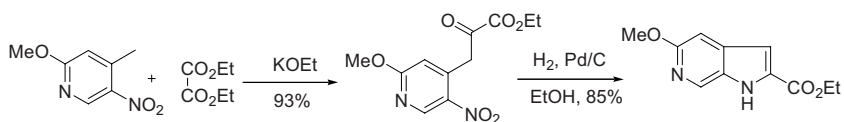
1. (a) Reissert, A. *Ber.* **1905**, *38*, 1603–1614. (b) Reissert, A. *Ber.* **1905**, *38*, 3415–3435. Carl Arnold Reissert was born in 1860 in Powayen, Germany. He received his Ph.D. in 1884 at Berlin, where he became an assistant professor. He collaborated with Tiemann. Reissert later joined the faculty at Marburg in 1902.
2. Popp, F. D. *Adv. Heterocycl. Chem.* **1979**, *24*, 187–214. (Review).
3. Schwartz, A. *J. Org. Chem.* **1982**, *47*, 2213–2215.
4. Lorschach, B. A.; Bagdanoff, J. T.; Miller, R. B.; Kurth, M. J. *J. Org. Chem.* **1998**, *63*, 2244–2250.
5. Perrin, S.; Monnier, K.; Laude, B.; Kubicki, M.; Blacque, O. *Eur. J. Org. Chem.* **1999**, 297–303.
6. Takamura, M.; Funabashi, K.; Kanai, M.; Shibasaki, M. *J. Am. Chem. Soc.* **2001**, *123*, 6801–6808.
7. Shibasaki, M.; Kanai, M.; Funabashi, K. *Chem. Commun.* **2002**, 1989–1999.
8. Sieck, O.; Schaller, S.; Grimme, S.; Liebscher, J. *Synlett* **2003**, 337–340.
9. Kanai, M.; Kato, N.; Ichikawa, E.; Shibasaki, M. *Synlett* **2005**, 1491–1508. (Review).
10. Gibson, H. W.; Berg, M. A. G.; Clifton Dickson, J.; Lecavalier, P. R.; Wang, H.; Merola, J. S. *J. Org. Chem.* **2007**, *72*, 5759–5770.
11. Fuchs, C.; Bender, C.; Ziemer, B.; Liebscher, J. *J. Heterocycl. Chem.* **2008**, *45*, 1651–1658.

Reissert indole synthesis

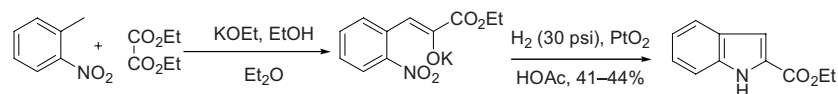
The Reissert indole synthesis involves base-catalyzed condensation of an *o*-nitrotoluene derivative with an ethyl oxalate, which is followed by reductive cyclization to an indole-2-carboxylic acid derivative.

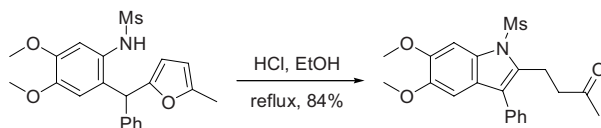


Example 1²



Example 2³

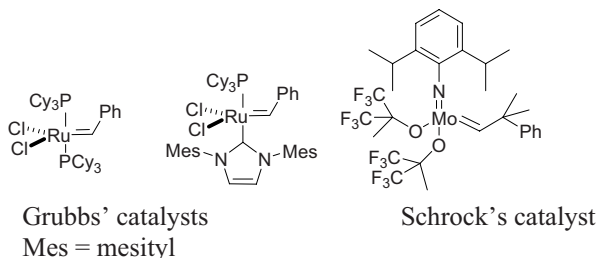


Example 3, Furan ring as the masked carbonyl¹⁰

References

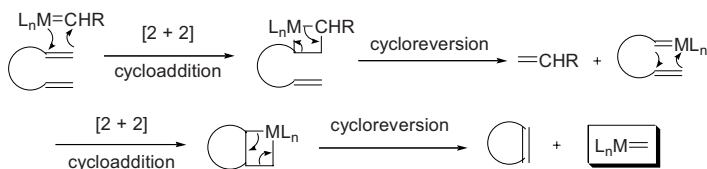
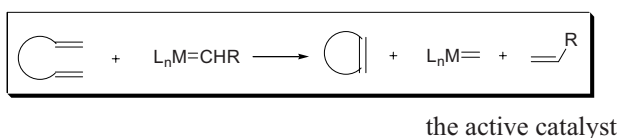
1. Reissert, A. *Ber.* **1897**, *30*, 1030–1053.
2. Frydman, B.; Despuy, M. E.; Rapoport, H. *J. Am. Chem. Soc.* **1965**, *87*, 3530–3531.
3. Noland, W. E.; Baude, F. *J. Org. Synth.* **1973**; *Coll. Vol.* 567–571.
4. Leadbetter, G.; Fost, D. L.; Ekwuribe, N. N.; Remers, W. A. *J. Org. Chem.* **1974**, *39*, 3580–3583.
5. Cannon, J. G.; Lee, T.; Ilhan, M.; Koons, J.; Long, J. P. *J. Med. Chem.* **1984**, *27*, 386–389.
6. Suzuki, H.; Gyoutoku, H.; Yokoo, H.; Shinba, M.; Sato, Y.; Yamada, H.; Murakami, Y. *Synlett* **2000**, 1196–1198.
7. Butin, A. V.; Stroganova, T. A.; Lodina, I. V.; Krapivin, G. D. *Tetrahedron Lett.* **2001**, *42*, 2031–2036.
8. Katayama, S.; Ae, N.; Nagata, R. *J. Org. Chem.* **2001**, *66*, 3474–3483.
9. Li, J.; Cook, J. M. *Reissert Indole Synthesis*. In *Name Reactions in Heterocyclic Chemistry*; Li, J. J., Corey, E. J., Eds.; Wiley & Sons: Hoboken, NJ, **2005**, pp 154–158. (Review).
10. Butin, A. V.; Smirnov, S. K.; Stroganova, T. A.; Bender, W.; Krapivin, G. D. *Tetrahedron* **2006**, *63*, 474–491.

Ring-closing metathesis (RCM)

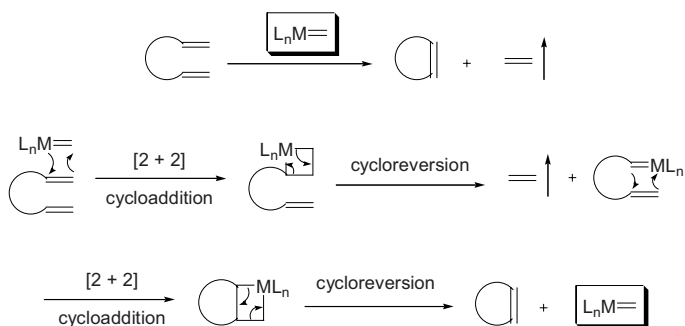


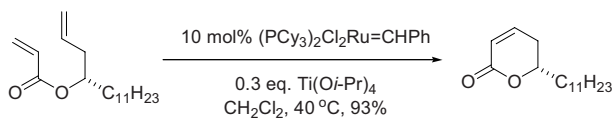
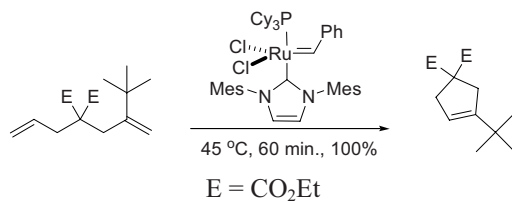
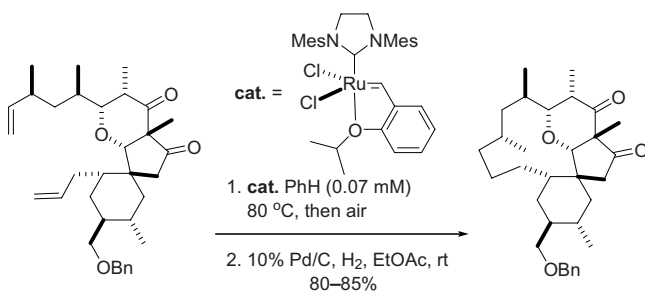
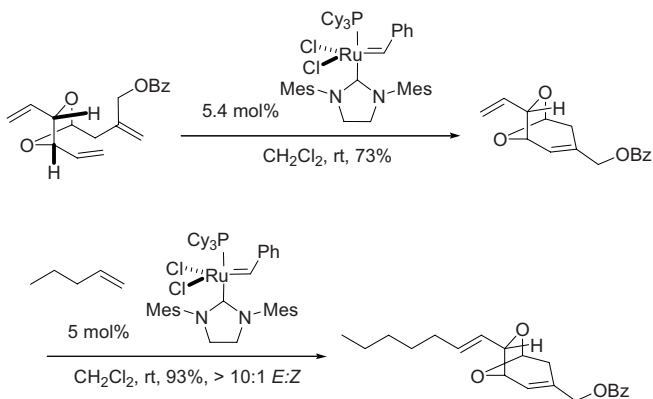
All three catalysts are illustrated as “ $L_nM=CHR$ ” in the mechanism below.

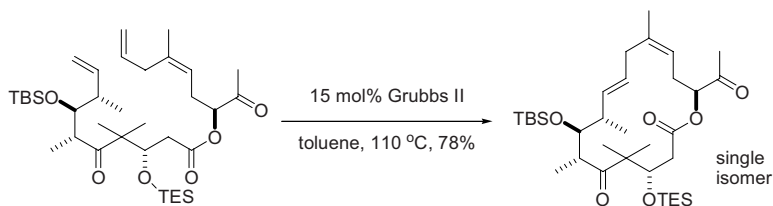
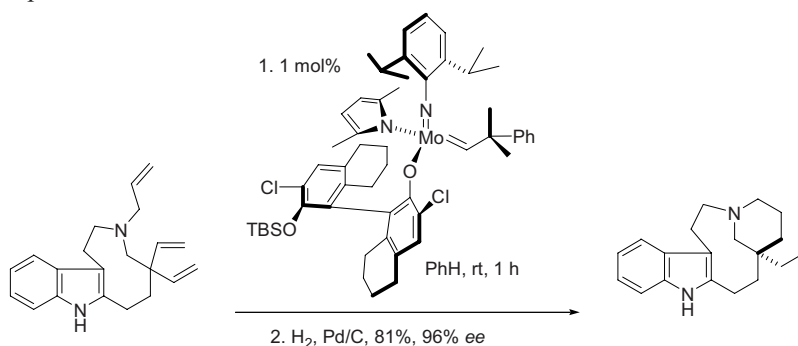
Generation of the real catalyst from the precatalysts:



Catalytic cycle:



Example 1³Example 2⁵Example 3⁷Example 4⁹

Example 5¹⁰Example 6¹²

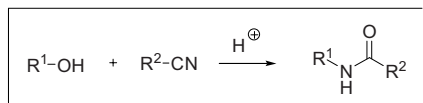
References

- Schrock, R. R.; Murdzek, J. S.; Bazan, G. C.; Robbins, J.; DiMare, M.; O'Regan, M. *J. Am. Chem. Soc.* **1990**, *112*, 3875–3886. Richard Schrock is a professor at MIT. He shared the 2005 Nobel Prize in Chemistry with Robert Grubbs of Caltech and Yves Chauvin of Institut Français du Pétrole in France for their contributions to metathesis.
- Grubbs, R. H.; Miller, S. J.; Fu, G. C. *Acc. Chem. Res.* **1995**, *28*, 446–452. (Review).
- Scholl, M.; Tunka, T. M.; Morgan, J. P.; Grubbs, R. H. *Tetrahedron Lett.* **1999**, *40*, 2247–2250.
- Fellows, I. M.; Kaelin, D. E., Jr.; Martin, S. F. *J. Am. Chem. Soc.* **2000**, *122*, 10781–10787.
- Timmer, M. S. M.; Ovaas, H.; Filippov, D. V.; van der Marel, G. A.; van Boom, J. H. *Tetrahedron Lett.* **2000**, *41*, 8635–8638.
- Thiel, O. R. *Alkene and alkyne metathesis in organic synthesis*. In *Transition Metals for Organic Synthesis (2nd Edn.)*, **2004**, *1*, pp 321–333. (Review).
- Smith, A. B., III; Basu, K.; Bosanac, T. *J. Am. Chem. Soc.* **2007**, *129*, 14872–14874.
- Hoveyda, A. H.; Zhugralin, A. R. *Nature* **2007**, *450*, 243–251. (Review).
- Marvin, C. C.; Clemens, A. J. L.; Burke, S. D. *Org. Lett.* **2007**, *9*, 5353–5356.
- Keck, G. E.; Giles, R. L.; Cee, V. J.; Wager, C. A.; Yu, T.; Kraft, M. B. *J. Org. Chem.* **2008**, *73*, 9675–9691.
- Donohoe, T. J.; Fishlock, L. P.; Procopiou, P. A. *Chem. Eur. J.* **2008**, *14*, 5716–5726. (Review).
- Sattely, E. S.; Meek, S. J.; Malcolmson, S. J.; Schrock, R. R.; Hoveyda, A. H. *J. Am. Chem. Soc.* **2009**, *131*, 943–953.

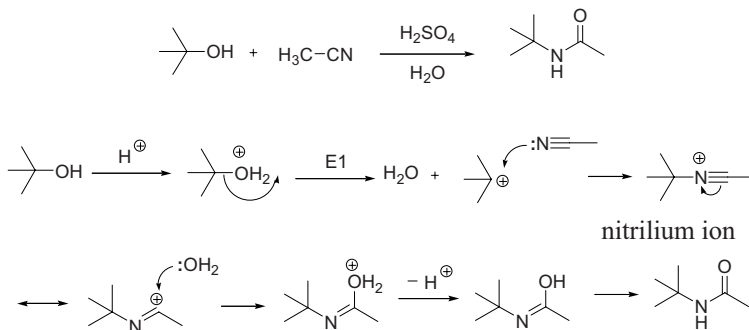
Ritter reaction

Amides from nitriles and alcohols in strong acids.

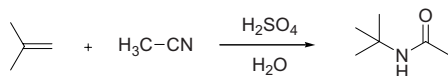
General scheme:



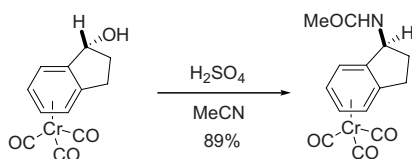
e.g.:



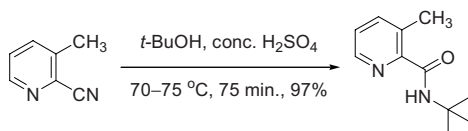
Similarly:

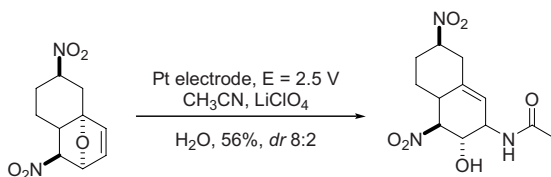
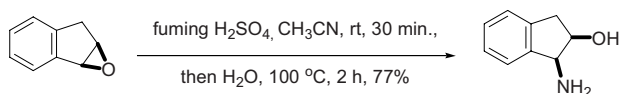


Example 1³



Example 2⁴



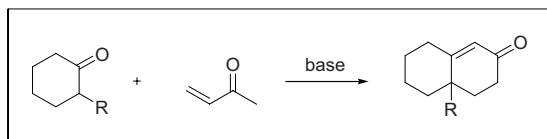
Example 3⁵Example 4⁶

References

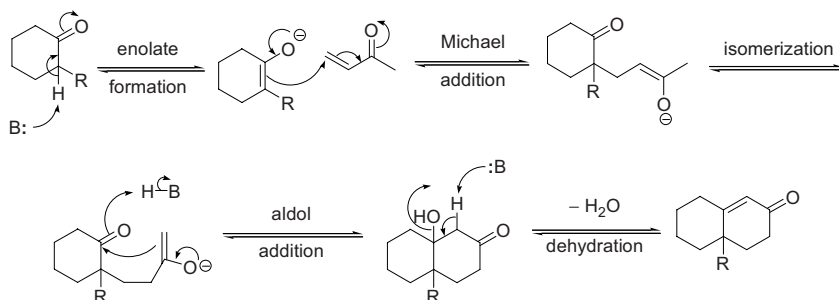
1. (a) Ritter, J. J.; Minieri, P. P. *J. Am. Chem. Soc.* **1948**, *70*, 4045–4048. (b) Ritter, J. J.; Kalish, J. *J. Am. Chem. Soc.* **1948**, *70*, 4048–4050.
2. Krimen, L. I.; Cota, D. *J. Org. React.* **1969**, *17*, 213–329. (Review).
3. Top, S.; Jaouen, G. *J. Org. Chem.* **1981**, *46*, 78–82.
4. Schumacher, D. P.; Murphy, B. L.; Clark, J. E.; Tahbaz, P.; Mann, T. A. *J. Org. Chem.* **1989**, *54*, 2242–2244.
5. Le Goanvic, D.; Lallemond, M.-C.; Tillequin, F.; Martens, T. *Tetrahedron Lett.* **2001**, *42*, 5175–5176.
6. Tanaka, K.; Kobayashi, T.; Mori, H.; Katsumura, S. *J. Org. Chem.* **2004**, *69*, 5906–5925.
7. Nair, V.; Rajan, R.; Rath, N. P. *Org. Lett.* **2002**, *4*, 1575–1577.
8. Concellón, J. M.; Riego, E.; Suárez, J. R.; García-Granda, S.; Díaz, M. R. *Org. Lett.* **2004**, *6*, 4499–4501.
9. Penner, M.; Taylor, D.; Desautels, D.; Marat, K.; Schweizer, F. *Synlett* **2005**, 212–216.
10. Brewer, A. R. E. *Ritter reaction*. In *Name Reactions for Functional Group Transformations*; Li, J. J., Corey, E. J., Eds.; John Wiley & Sons: Hoboken, NJ, **2007**, pp 471–476. (Review).
11. Baum, J. C.; Milne, J. E.; Murry, J. A.; Thiel, O. R. *J. Org. Chem.* **2009**, *74*, 2207–2209.

Robinson annulation

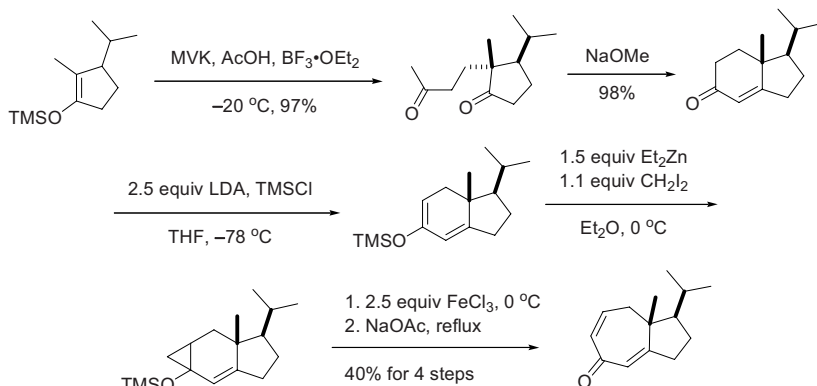
Michael addition of cyclohexanones to methyl vinyl ketone followed by intramolecular aldol condensation to afford six-membered α,β -unsaturated ketones.



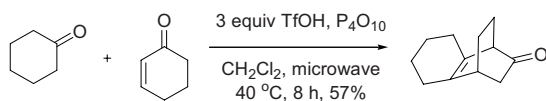
methyl vinyl ketone (MVK)



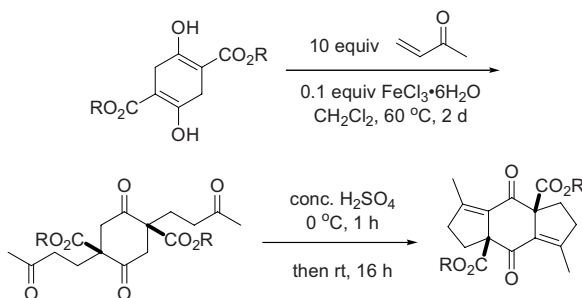
Example 1, Homo-Robinson⁷



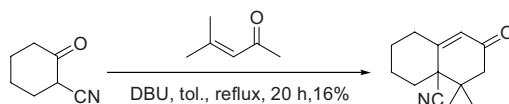
Example 2⁸



Example 3, Double Robinson-type cyclopentene annulation⁹



Example 4¹⁰

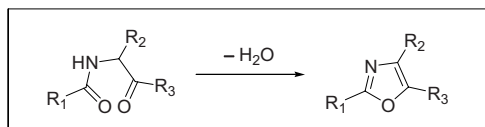


References

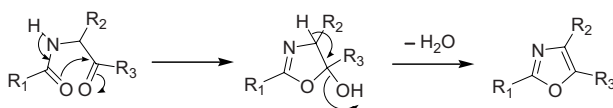
1. Rapson, W. S.; Robinson, R. *J. Chem. Soc.* **1935**, 1285–1288. Robert Robinson used the Robinson annulation in his total synthesis of cholesterol. Here is a story told by Derek Barton about Robinson and Woodward: “By pure chance, the two great men met early in a Monday morning on an Oxford train station platform in 1951. Robinson politely asked Woodward what kind of research he was doing these days; Woodward replied that he thought that Robinson would be interested in his recent total synthesis of cholesterol. Robinson, incensed and shouting ‘Why do you always steal my research topic?’, hit Woodward with his umbrella.”—An excerpt from Barton, Derek, H. R. *Some Recollections of Gap Jumping*, American Chemical Society, Washington, D.C., **1991**.
2. Gawley, R. E. *Synthesis* **1976**, 777–794. (Review).
3. Guarna, A.; Lombardi, E.; Machetti, F.; Occhiato, E. G.; Scarpi, D. *J. Org. Chem.* **2000**, *65*, 8093–8096.
4. Tai, C.-L.; Ly, T. W.; Wu, J.-D.; Shia, K.-S.; Liu, H.-J. *Synlett* **2001**, 214–217.
5. Jung, M. E.; Piizzi, G. *Org. Lett.* **2003**, *5*, 137–140.
6. Singletary, J. A.; Lam, H.; Dudley, G. B. *J. Org. Chem.* **2005**, *70*, 739–741.
7. Yun, H.; Danishefsky, S. J. *Tetrahedron Lett.* **2005**, *46*, 3879–3882.
8. Jung, M. E.; Maderma, A. *Tetrahedron Lett.* **2005**, *46*, 5057–5061.
9. Zhang, Y.; Christoffers, J. *Synthesis* **2007**, 3061–3067.
10. Jahnke, A.; Burschka, C.; Tacke, R.; Kraft, P. *Synthesis* **2009**, 62–68.

Robinson–Gabriel synthesis

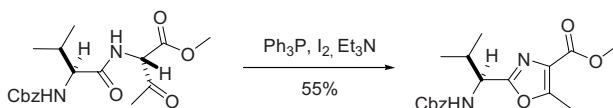
Cyclodehydration of 2-acylamidoketones to give 2,5-di- and 2,4,5-trialkyl, aryl, heteroaryl-, and aralkyloxazoles.



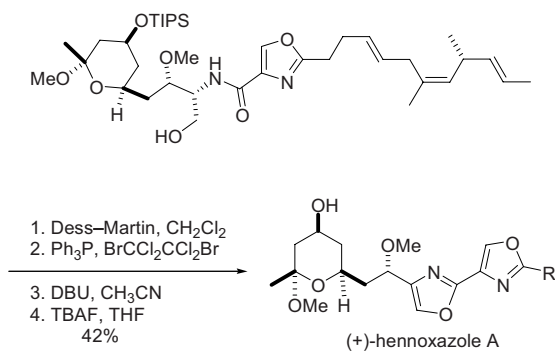
$R_1, R_2, R_3 = \text{alkyl, aryl, heteroaryl}$



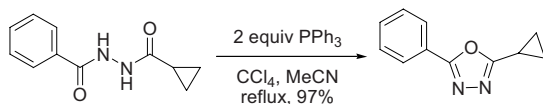
Example 1³

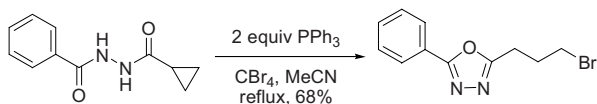
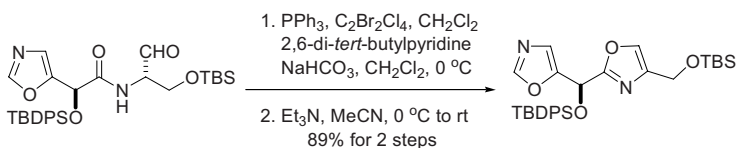


Example 2⁴



Example 3, Halogen effect⁹



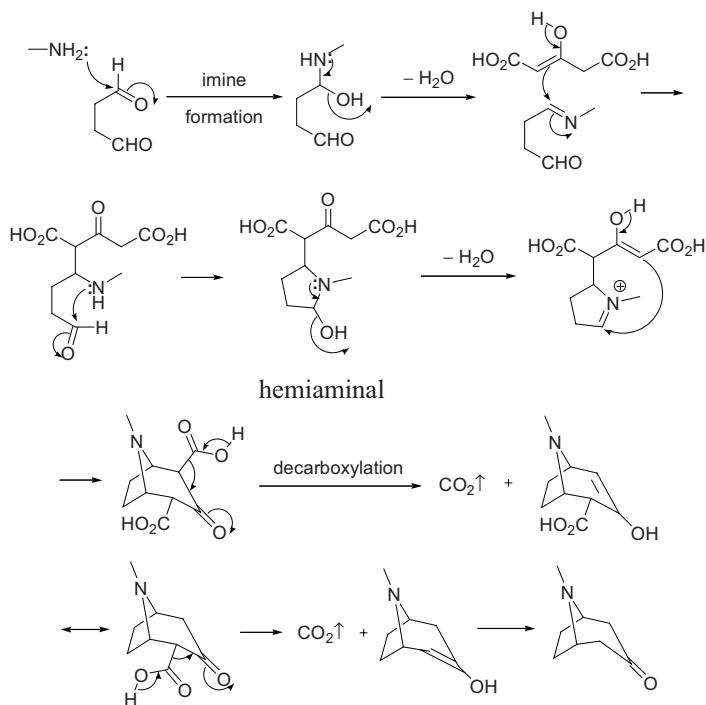
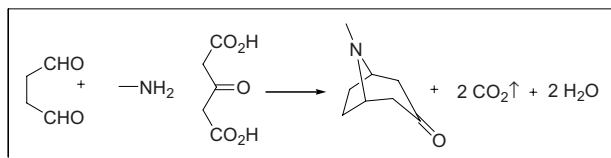
Example 4¹⁰

References

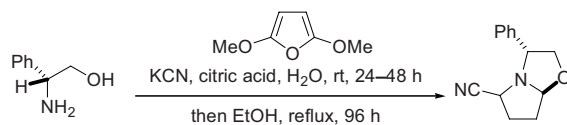
1. (a) Robinson, R. *J. Chem. Soc.* **1909**, 95, 2167–2174. (b) Gabriel, S. *Ber.* **1910**, 43, 134–138. (c) Gabriel, S. *Ber.* **1910**, 43, 1283–1287.
2. Turchi, I. J. In *The Chemistry of Heterocyclic Compounds*, 45; Wiley: New York, **1986**; pp 1–342. (Review).
3. Wipf, P.; Miller, C. P. *J. Org. Chem.* **1993**, 58, 3604–3606.
4. Wipf, P.; Lim, S. *J. Am. Chem. Soc.* **1995**, 117, 558–559.
5. Morwick, T.; Hrapchak, M.; DeTuri, M.; Campbell, S. *Org. Lett.* **2002**, 4, 2665–2668.
6. Nicolaou, K. C.; Rao, P. B.; Hao, J.; Reddy, M. V.; Rassias, G.; Huang, X.; Chen, D. Y.-K.; Snyder, S. A. *Angew. Chem., Int. Ed.* **2003**, 42, 1753–1758.
7. Godfrey, A. G.; Brooks, D. A.; Hay, L. A.; Peters, M.; McCarthy, J. R.; Mitchell, D. *J. Org. Chem.* **2003**, 68, 2623–2632.
8. Brooks, D. A. *Robinson–Gabriel Synthesis*. In *Name Reactions in Heterocyclic Chemistry*; Li, J. J., Corey, E. J., Eds.; Wiley & Sons: Hoboken, NJ, **2005**, 249–253. (Review).
9. Yang, Y.-H.; Shi, M. *Tetrahedron Lett.* **2005**, 46, 6285–6288.
10. Bull, J. A.; Balskus, E. P.; Horan, R. A. J.; Langner, Martin; Ley, Steven V. *Angew. Chem., Int. Ed.* **2006**, 45, 6714–6718.

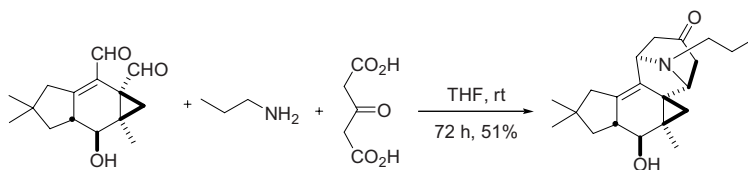
Robinson–Schöpf reaction

1,4-Diketone condensations with primary amines to give tropinones.



Example 1⁵



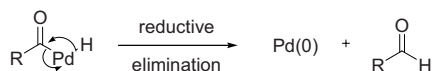
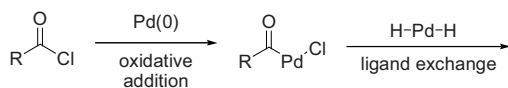
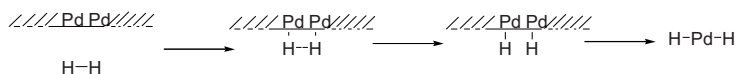
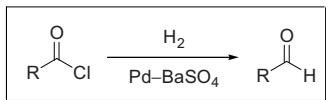
Example 2⁹

References

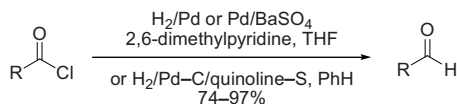
1. Robinson, R. *J. Chem. Soc.* **1917**, 111, 762–768.
2. Paquette, L. A.; Heimaster, J. W. *J. Am. Chem. Soc.* **1966**, 88, 763–768.
3. Büchi, G.; Fliri, H.; Shapiro, R. *J. Org. Chem.* **1978**, 43, 4765–4769.
4. Guerrier, L.; Royer, J.; Grierson, D. S.; Husson, H. P. *J. Am. Chem. Soc.* **1983**, 105, 7754–7755.
5. Royer, J.; Husson, H. P. *Tetrahedron Lett.* **1987**, 28, 6175–6178.
6. Villacampa, M.; Martínez, M.; González-Trigo, G.; Söllhuber, M. M. *J. Heterocycl. Chem.* **1992**, 29, 1541–1544.
7. Bermudez, J.; Gregory, J. A.; King, F. D.; Starr, S.; Summersell, R. J. *Bioorg. Med. Chem. Lett.* **1992**, 2, 519–522.
8. Langlois, M.; Yang, D.; Soulier, J. L.; Florac, C. *Synth. Commun.* **1992**, 22, 3115–3116.
9. Jarevång, T.; Anke, H.; Anke, T.; Erkel, G.; Sterner, O. *Acta Chem. Scand.* **1998**, 52, 1350–1352.
10. Amedjkouh, M.; Westerlund, K. *Tetrahedron Lett.* **2004**, 45, 5175–5177.

Rosenmund reduction

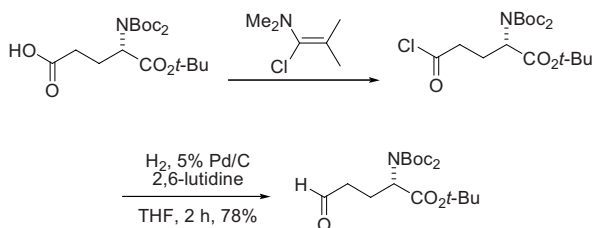
Hydrogenation reduction of acid chloride to aldehyde using BaSO₄-poisoned palladium catalyst. Without this poisoning, the resulting aldehyde may be further reduced to the corresponding alcohol.



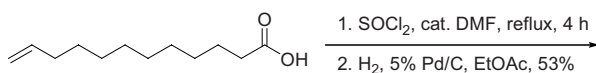
Example 1⁴

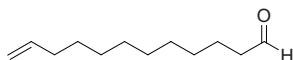


Example 2⁶



Example 3⁹



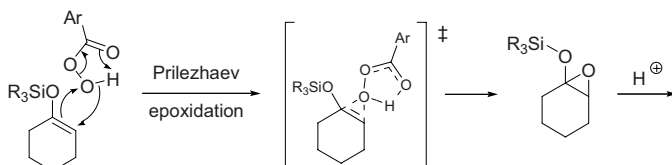
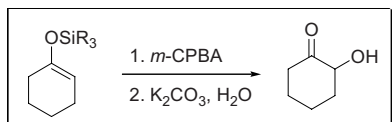


References

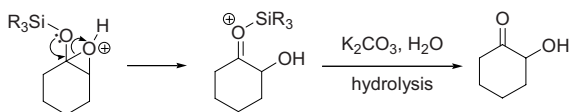
1. Rosenmund, K. W. *Ber.* **1918**, *51*, 585–594. Karl Wilhelm Rosenmund was born in Berlin, Germany in 1884. He was a student of Otto Diels and received his Ph.D. in 1906. Rosenmund became professor and director of the Pharmaceutical Institute in Kiel in 1925.
2. Mosettig, E.; Mozingo, R. *Org. React.* **1948**, *4*, 362–377. (Review).
3. Tsuji, J.; Ono, K.; Kajimoto, T. *Tetrahedron Lett.* **1965**, *6*, 4565–4568.
4. Burgstahler, A. W.; Weigel, L. O.; Schäfer, C. G. *Synthesis* **1976**, 767–768.
5. McEwen, A. B.; Guttieri, M. J.; Maier, W. F.; Laine, R. M.; Shvo, Y. *J. Org. Chem.* **1983**, *48*, 4436–4438.
6. Bold, V. G.; Steiner, H.; Moesch, L.; Walliser, B. *Helv. Chim. Acta* **1990**, *73*, 405–410.
7. Yadav, V. G.; Chandalia, S. B. *Org. Proc. Res. Dev.* **1997**, *1*, 226–232.
8. Chandnani, K. H.; Chandalia, S. B. *Org. Proc. Res. Dev.* **1999**, *3*, 416–424.
9. Chimichi, S.; Boccalini, M.; Cosimelli, B. *Tetrahedron* **2002**, *58*, 4851–4858.
10. Ancliff, R. A.; Russell, A. T.; Sanderson, A. J. *Chem. Commun.* **2006**, 3243–3245.

Rubottom oxidation

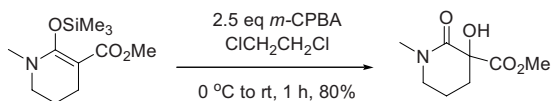
α -Hydroxylation of enolsilanes.



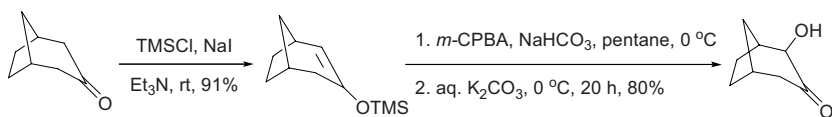
The "butterfly" transition state



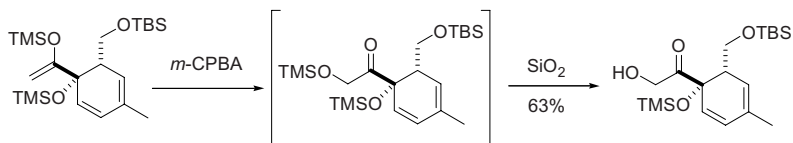
Example 1²

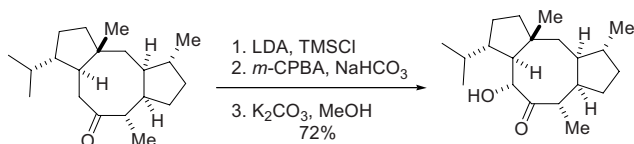


Example 2³



Example 3⁴



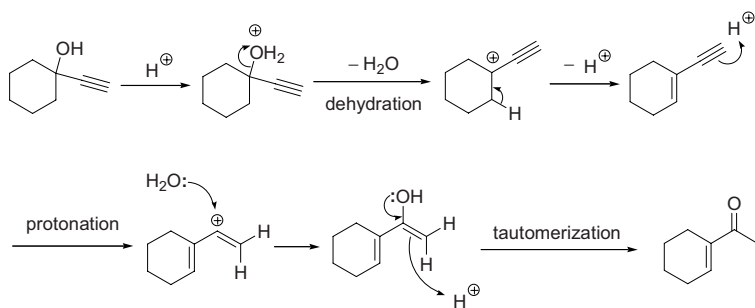
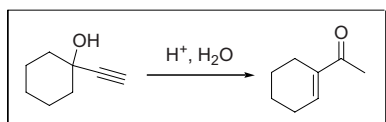
Example 4⁵

References

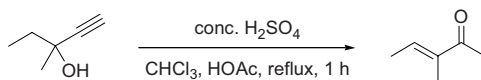
1. Rubottom, G. M.; Vazquez, M. A.; Pelegrina, D. R. *Tetrahedron Lett.* **1974**, *15*, 4319–4322. George Rubottom discovered the Rubottom oxidation when he was an assistant professor at the University of Puerto Rico. He is now a grant officer at the National Science Foundation.
2. Andriamialisoa, R. Z.; Langlois, N.; Langlois, Y. *Tetrahedron Lett.* **1985**, *26*, 3563–2366.
3. Jauch, J. *Tetrahedron* **1994**, *50*, 12903–12912.
4. Crimmins, M. T.; Al-awar, R. S.; Vallin, I. M.; Hollis, W. G., Jr.; O'Mahoney, R.; Lever, J. G.; Bankaitis-Davis, D. M. *J. Am. Chem. Soc.* **1996**, *118*, 7513–7528.
5. Paquette, L. A.; Sun, L.-Q.; Friedrich, D.; Savage, P. B. *Tetrahedron Lett.* **1997**, *38*, 195–198.
6. Paquette, L. A.; Hartung, R. E.; Hofferberth, J. E.; Vilotijevic, I.; Yang, J. *J. Org. Chem.* **2004**, *69*, 2454–2460.
7. Christoffers, J.; Baro, A.; Werner, T. *Adv. Synth. Cat.* **2004**, *346*, 143–151. (Review).
8. He, J.; Tchabanenko, K.; Adlington, R. M.; Cowley, A. R.; Baldwin, J. E. *Eur. J. Org. Chem.* **2006**, 4003–4013.
9. Wolfe, J. P. Rubottom oxidation. In *Name Reactions for Functional Group Transformations*; Li, J. J., Corey, E. J., Eds.; John Wiley & Sons: Hoboken, NJ, **2007**, pp 282–290. (Review).
10. Wang, H.; Andemichael, Y. W.; Vogt, F. G. *J. Org. Chem.* **2009**, *74*, 478–481.

Rupe rearrangement

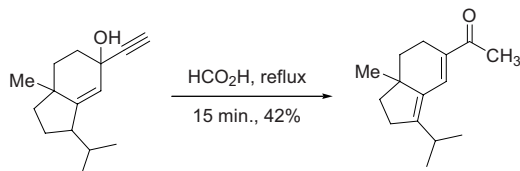
Acid-catalyzed rearrangement of tertiary α -acetylenic (terminal) alcohols, leading to the formation of α,β -unsaturated ketones rather than the corresponding α,β -unsaturated aldehydes. *Cf.* Meyer–Schuster rearrangement.



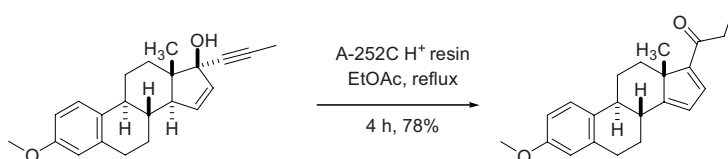
Example 1⁴



Example 2⁸



Example 3⁹

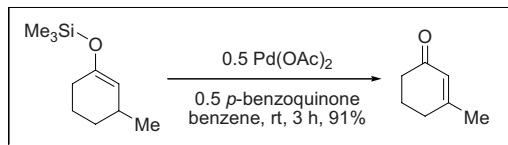


References

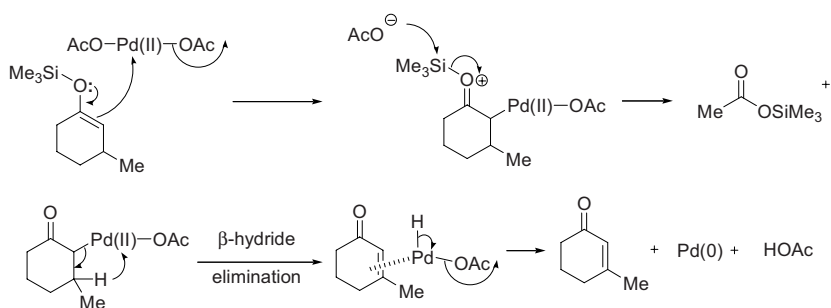
1. Rupe, H.; Kambli, E. *Helv. Chim. Acta* **1926**, *9*, 672.
2. Swaminathan, S.; Narayanan, K. V. *Chem. Rev.* **1971**, *71*, 429–438. (Review).
3. Hasbrouck, R. W.; Anderson Kiessling, A. D. *J. Org. Chem.* **1973**, *38*, 2103–2106.
4. Baran, J.; Klein, H.; Schade, C.; Will, E.; Koschinsky, R.; Bäuml, E.; Mayr, H. *Tetrahedron* **1988**, *44*, 2181–2184.
5. Barre, V.; Massias, F.; Uguen, D. *Tetrahedron Lett.* **1989**, *30*, 7389–7392.
6. An, J.; Bagnell, L.; Cablewski, T.; Strauss, C. R.; Trainor, R. W. *J. Org. Chem.* **1997**, *62*, 2505–2511.
7. Yadav, J. S.; Prahlad, V.; Muralidhar, B. *Synth. Commun.* **1997**, *27*, 3415–3418.
8. Takeda, K.; Nakane, D.; Takeda, M. *Org. Lett.* **2000**, *2*, 1903–1905.
9. Weinmann, H.; Harre, M.; Neh, H.; Nickisch, K.; Skötsch, C.; Tilstam, U. *Org. Proc. Res. Dev.* **2002**, *6*, 216–219.
10. Mullins, R. J.; Collins, N. R. *Meyer–Schuster Rearrangement*. In *Name Reactions for Homologations-Part II*; Li, J. J., Corey, E. J., Eds.; Wiley & Sons: Hoboken, NJ, **2009**, pp 305–318. (Review).

Saegusa oxidation

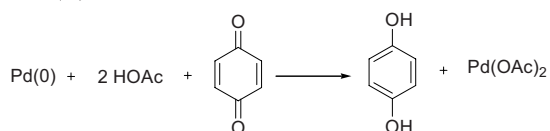
Palladium-catalyzed conversion of enol silanes to enones, also known as the Saegusa enone synthesis.



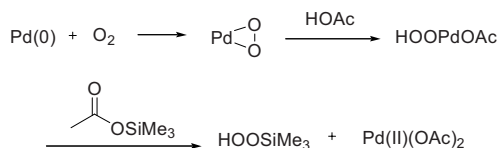
The mechanism is similar to that of the Wacker oxidation (page 564).



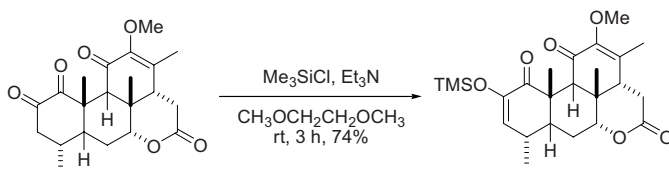
Regenerating the Pd(II) oxidant:

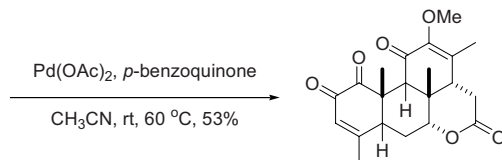
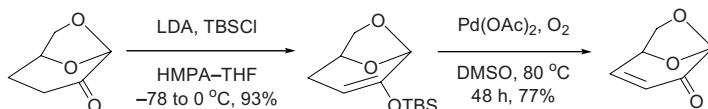
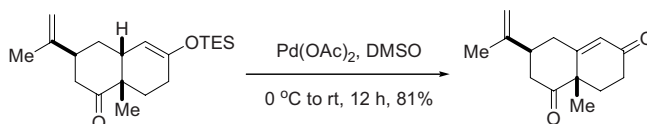


Larock reported regeneration of the Pd(II) oxidant using oxygen:⁴



Example 1³



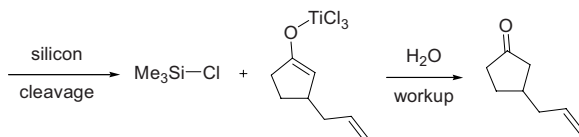
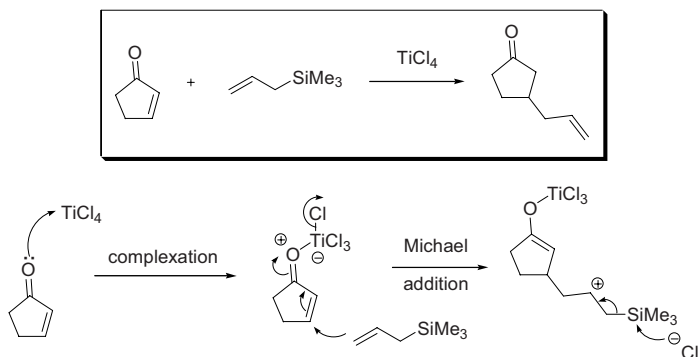
Example 2⁸Example 3¹⁰

References

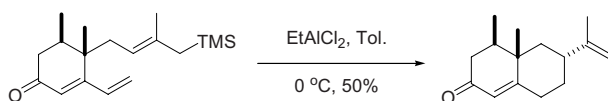
1. Ito, Y.; Hirao, T.; Saegusa, T.; *J. Org. Chem.* **1978**, *43*, 1011–1013.
2. Dickson, J. K., Jr.; Tsang, R.; Llera, J. M.; Fraser-Reid, B. *J. Org. Chem.* **1989**, *54*, 5350–5356.
3. Kim, M.; Applegate, L. A.; Park, O.-S.; Vasudevan, S.; Watt, D. S. *Synth. Commun.* **1990**, *20*, 989–997.
4. Larock, R. C.; Hightower, T. R.; Kraus, G. A.; Hahn, P.; Zheng, D. *Tetrahedron Lett.* **1995**, *36*, 2423–2426.
5. Porth, S.; Bats, J. W.; Trauner, D.; Giester, G.; Mulzer, J. *Angew. Chem., Int. Ed.* **1999**, *38*, 2015–2016. The authors proposed a sandwiched Pd(II) as a possible alternative pathway.
6. Williams, D. R.; Turske, R. A. *Org. Lett.* **2000**, *2*, 3217–3220.
7. Nicolaou, K. C.; Zhong, Y.-L.; Baran, P. S. *J. Am. Chem. Soc.* **2000**, *122*, 7596–7597.
8. Kadota, K.; Kurusu, T.; Taniguchi, T.; Ogasawara, K. *Adv. Synth. Catal.* **2001**, *343*, 618–623.
9. Sha, C.-K.; Huang, S.-J.; Zhan, Z.-P. *J. Org. Chem.* **2002**, *67*, 831–836.
10. Angeles A. R; Waters, S. P.; Danishefsky S. J. *J. Am. Chem. Soc.* **2008**, *130*, 13765–13770.

Sakurai allylation reaction

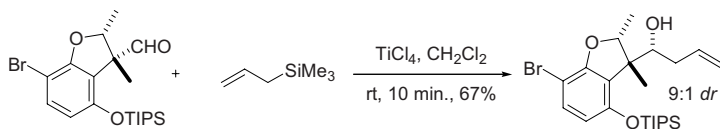
Lewis acid-mediated addition of allylsilanes to carbon nucleophiles. Also known as the Hosomi–Sakurai reaction. The allylsilane will add to the carbonyl compound directly if the electrophile (carbonyl group) is not part of an α,β -unsaturated system (Example 2), giving rise to an alcohol.

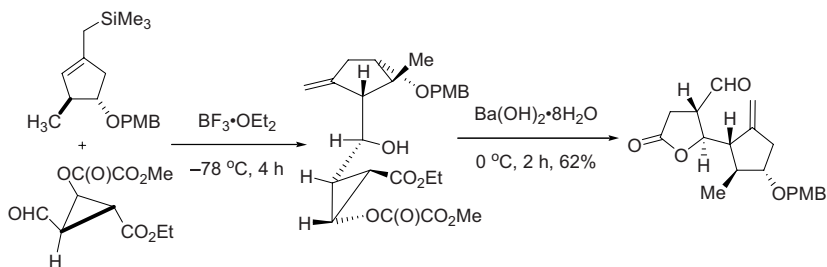
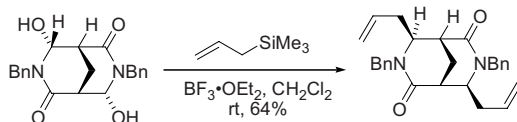


Example 1²



Example 2⁶



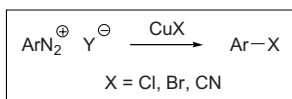
Example 3⁹Example 4¹⁰

References

1. Hosomi, A.; Sakurai, H. *Tetrahedron Lett.* **1976**, 1295–1298.
2. Majetich, G.; Behnke, M.; Hull, K. *J. Org. Chem.* **1985**, *50*, 3615–3618.
3. Tori, M.; Makino, C.; Hisazumi, K.; Sono, M.; Nakashima, K. *Tetrahedron: Asymmetry* **2001**, *12*, 301–307.
4. Leroy, B.; Markó, I. E. *J. Org. Chem.* **2002**, *67*, 8744–8752.
5. Itsuno, S.; Kumagai, T. *Helv. Chim. Acta* **2002**, *85*, 3185–3196.
6. Trost, B. M.; Thiel, O. R.; Tsui, H.-C. *J. Am. Chem. Soc.* **2003**, *125*, 13155–13164.
7. Knepper, K.; Ziegert, R. E.; Bräse, S. *Tetrahedron* **2004**, *60*, 8591–8603.
8. Rikimaru, K.; Mori, K.; Kan, T.; Fukuyama, T. *Chem. Commun.* **2005**, 394–396.
9. Kalidindi, S.; Jeong, W. B.; Schall, A.; Bandichhor, R.; Nosse, B.; Reiser, O. *Angew. Chem., Int. Ed.* **2007**, *46*, 6361–6363.
10. Norcross, N. R.; Melbardis, J. P.; Solera, M. F.; Sephton, M. A.; Kilner, C.; Zakharov, L. N.; Astles, P. C.; Warriner, S. L.; Blakemore, P. R. *J. Org. Chem.* **2008**, *73*, 7939–7951.

Sandmeyer reaction

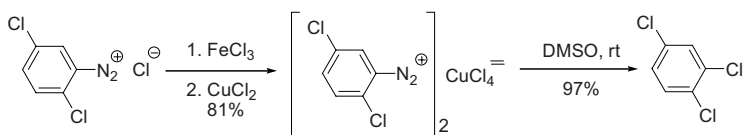
Haloarenes from the reaction of a diazonium salt with CuX.



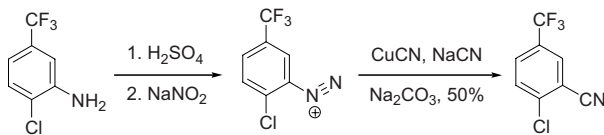
e.g.:



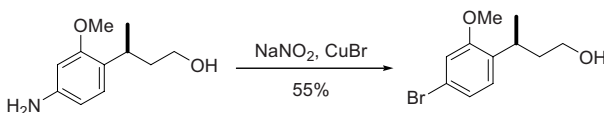
Example 1⁴



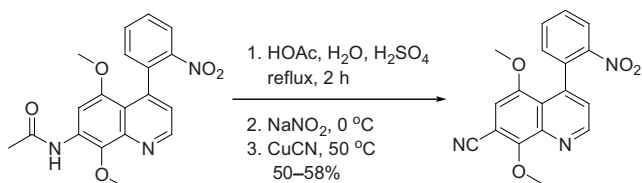
Example 2⁷



Example 3⁸



Example 4⁹

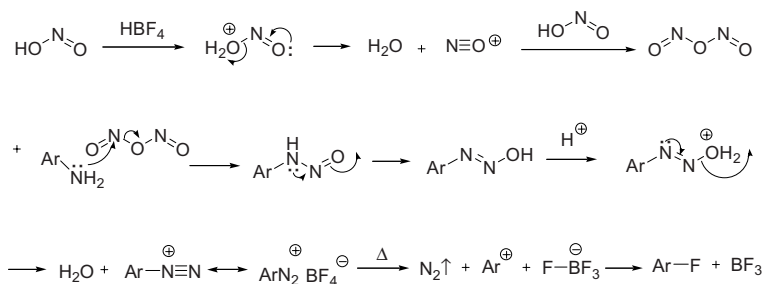
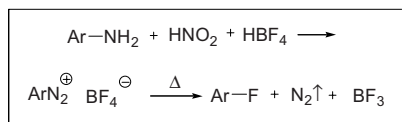


References

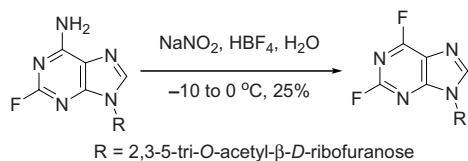
1. Sandmeyer, T. *Ber.* **1884**, *17*, 1633. Traugott Sandmeyer (1854–1922) was born in Wettingen, Switzerland. He apprenticed under Victor Meyer and Arthur Hantzsch although he never took a doctorate. He later spent 31 years at the company J. R. Geigy, which is now part of Novartis.
2. Suzuki, N.; Azuma, T.; Kaneko, Y.; Izawa, Y.; Tomioka, H.; Nomoto, T. *J. Chem. Soc., Perkin Trans. 1* **1987**, 645–647.
3. Merkushev, E. B. *Synthesis* **1988**, 923–937. (Review).
4. Obushak, M. D.; Lyakhovych, M. B.; Ganushchak, M. I. *Tetrahedron Lett.* **1998**, *39*, 9567–9570.
5. Hanson, P.; Jones, J. R.; Taylor, A. B.; Walton, P. H.; Timms, A. W. *J. Chem. Soc., Perkin Trans. 2* **2002**, 1135–1150.
6. Daab, J. C.; Bracher, F. *Monatsh. Chem.* **2003**, *134*, 573–583.
7. Nielsen, M. A.; Nielsen, M. K.; Pittelkow, T. *Org. Proc. Res. Dev.* **2004**, *8*, 1059–1064.
8. Kim, S.-G.; Kim, J.; Jung, H. *Tetrahedron Lett.* **2005**, *46*, 2437–2439.
9. LaBarbera, D. V.; Bugni, T. S.; Ireland, C. M. *J. Org. Chem.* **2007**, *72*, 8501–8505.
10. Gehanne, K.; Lancelot, J.-C.; Lemaitre, S.; El-Kashef, H.; Rault, S. *Heterocycles* **2008**, *75*, 3015–3024.

Schiemann reaction

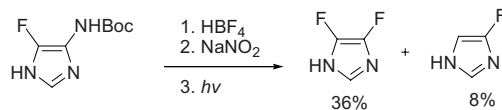
Fluoroarene formation from arylamines. Also known as the Balz–Schiemann reaction.



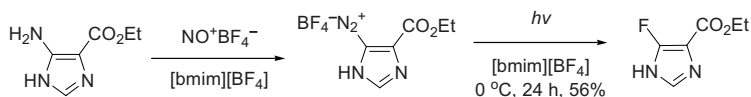
Example 1⁴

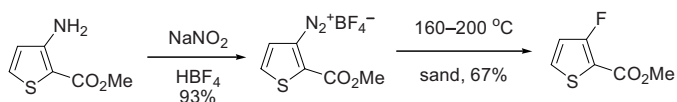


Example 2, Photo-Schiemann reaction⁶



Example 3, Photo-Schiemann reaction⁸



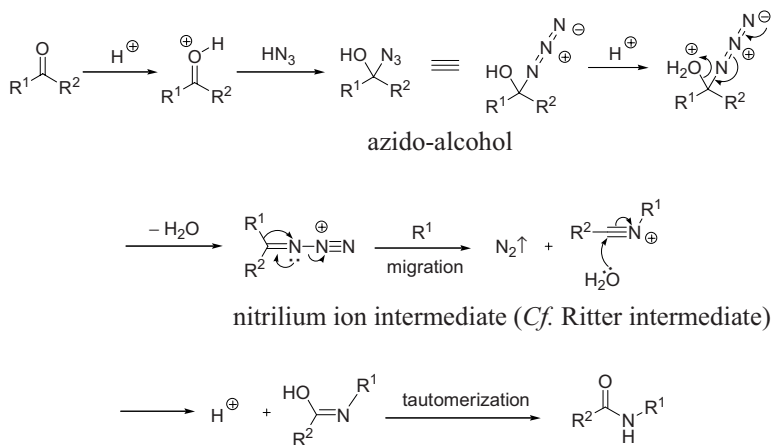
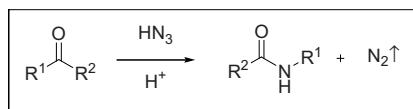
Example 4¹⁰

References

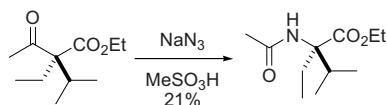
- Balz, G.; Schiemann, G. *Ber.* **1927**, *60*, 1186–1190. Günther Schiemann was born in Breslau, Germany in 1899. In 1925, he received his doctorate at Breslau, where he became an assistant professor. In 1950, he became the Chair of Technical Chemistry at Istanbul, where he extensively studied aromatic fluorine compounds.
- Roe, A. *Org. React.* **1949**, *5*, 193–228. (Review).
- Sharts, C. M. *J. Chem. Educ.* **1968**, *45*, 185–192. (Review).
- Montgomery, J. A.; Hewson, K. *J. Org. Chem.* **1969**, *34*, 1396–1399.
- Laali, K. K.; Gettwert, V. J. *J. Fluorine Chem.* **2001**, *107*, 31–34.
- Dolensky, B.; Takeuchi, Y.; Cohen, L. A.; Kirk, K. L. *J. Fluorine Chem.* **2001**, *107*, 147–152.
- Gronheid, R.; Lodder, G.; Okuyama, T. *J. Org. Chem.* **2002**, *67*, 693–720.
- Heredia-Moya, J.; Kirk, K. L. *J. Fluorine Chem.* **2007**, *128*, 674–678.
- Gribble, G. W. *Balz-Schiemann reaction*. In *Name Reactions for Functional Group Transformations*; Li, J. J., Corey, E. J., Eds.; John Wiley & Sons: Hoboken, NJ, **2007**, pp 552–563. (Review).
- Pomerantz, M.; Turkman, N. *Synthesis* **2008**, 2333–2336.

Schmidt rearrangement

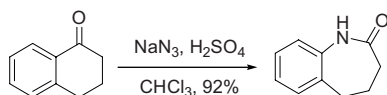
The Schmidt reactions refer to the acid-catalyzed reactions of hydrazoic acid with electrophiles, such as carbonyl compounds, tertiary alcohols and alkenes. These substrates undergo rearrangement and extrusion of nitrogen to furnish amines, nitriles, amides or imines.

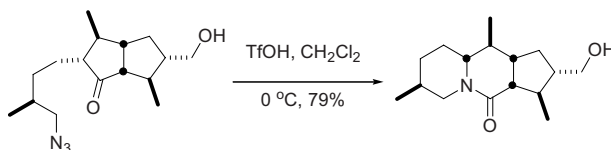
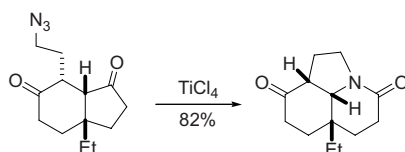
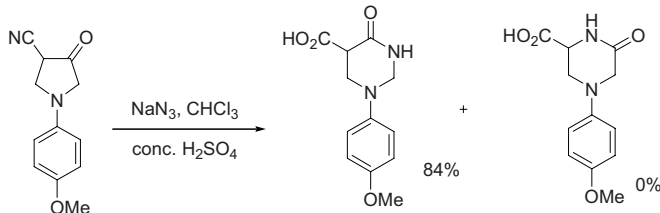


Example 1, A classic example³



Example 2⁵



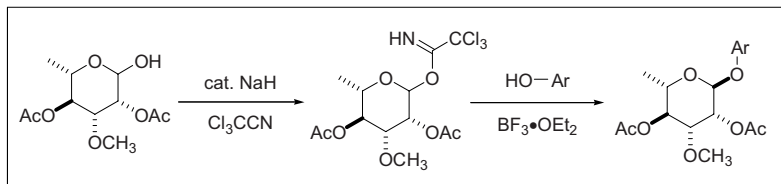
Example 3, Intramolecular Schmidt rearrangement⁶Example 4, Intramolecular Schmidt rearrangement⁸Example 5, Intermolecular Schmidt rearrangement⁹

References

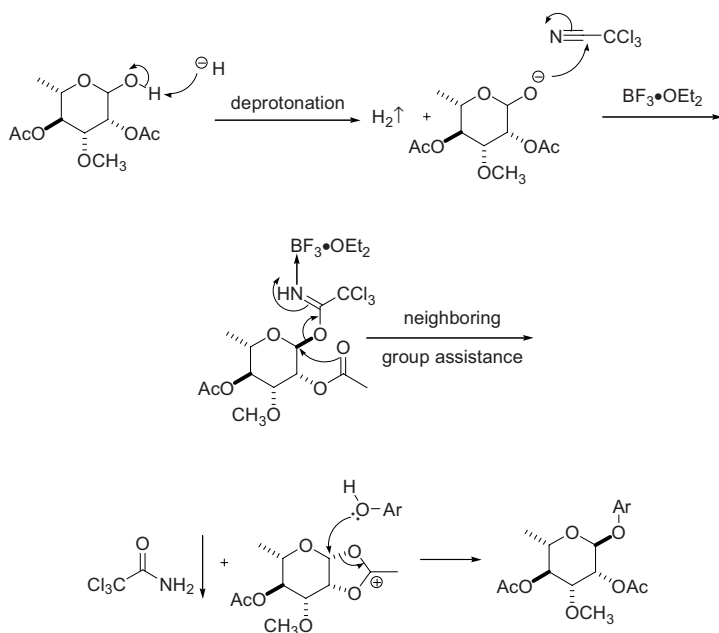
- (a) Schmidt, K. F. *Angew. Chem.* **1923**, *36*, 511. Karl Friedrich Schmidt (1887–1971) collaborated with Curtius at the University of Heidelberg, where Schmidt became a Professor of Chemistry after 1923. (b) Schmidt, K. F. *Ber.* **1924**, *57*, 704–706.
- Wolff, H. *Org. React.* **1946**, *3*, 307–336. (Review).
- Tanaka, M.; Oba, M.; Tamai, K.; Suemune, H. *J. Org. Chem.* **2001**, *66*, 2667–2573.
- Golden, J. E.; Aubé, J. *Angew. Chem., Int. Ed.* **2002**, *41*, 4316–4318.
- Johnson, P. D.; Aristoff, P. A.; Zurenko, G. E.; Schaadt, R. D.; Yagi, B. H.; Ford, C. W.; Hamel, J. C.; Stapert, D.; Moerman, J. K. *Bioorg. Med. Chem. Lett.* **2003**, *13*, 4197–4200.
- Wroblewski, A.; Sahasrabudhe, K.; Aubé, J. *J. Am. Chem. Soc.* **2004**, *126*, 5475–5481.
- Gorin, D. J.; Davis, N. R.; Toste, F. D. *J. Am. Chem. Soc.* **2005**, *127*, 11260–11261.
- Iyengar, R.; Schidknecht, K.; Morton, M.; Aubé, J. *J. Org. Chem.* **2005**, *70*, 10645–10652.
- Amer, F. A.; Hammouda, M.; El-Ahl, A. A. S.; Abdel-Wahab, B. F. *Synth. Commun.* **2009**, *39*, 416–425.
- Wu, Y.-J. *Schmidt reactions*. In *Name Reactions for Homologations-Part II*; Li, J. J., Corey, E. J., Eds.; Wiley & Sons: Hoboken, NJ, **2009**, pp 353–372. (Review).

Schmidt's trichloroacetimidate glycosidation reaction

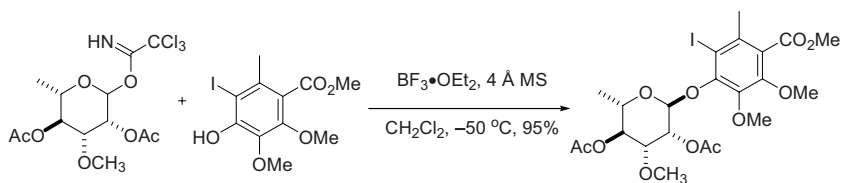
Lewis acid-promoted glycosidation of trichloroacetimidates with alcohols or phenols.

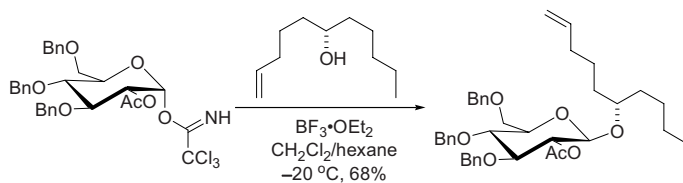
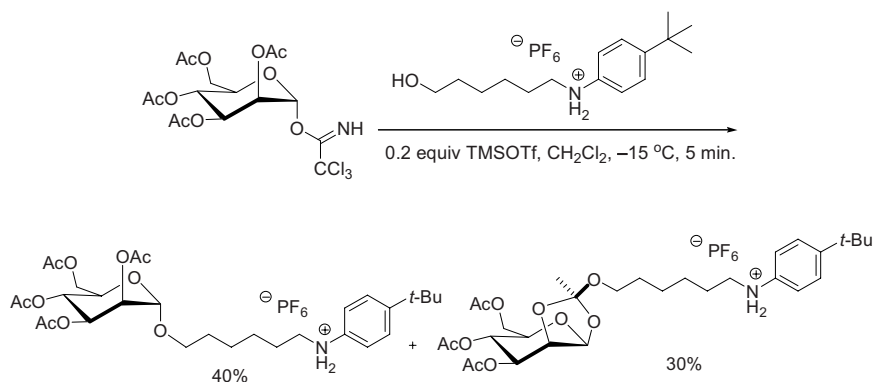


trichloroacetimidate



Example 1⁵



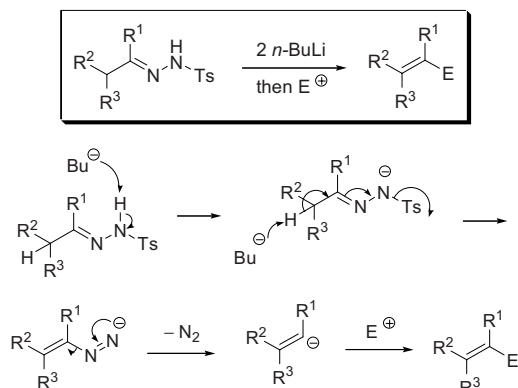
Example 2⁷Example 3⁹

References

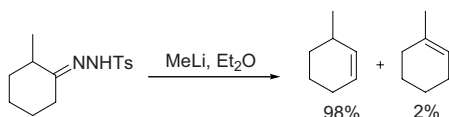
1. (a) Grundler, G.; Schmidt, R. R. *Carbohydr. Res.* **1985**, *135*, 203–218. (b) Schmidt, R. R. *Angew. Chem., Int. Ed.* **1986**, *25*, 212–235. (Review).
2. Smith, A. L.; Hwang, C.-K.; Pitsinos, E.; Scarlato, G. R.; Nicolaou, K. C. *J. Am. Chem. Soc.* **1992**, *114*, 3134–3136.
3. Toshima, K.; Tatsuta, K. *Chem. Rev.* **1993**, *93*, 1503–1531. (Review).
4. Nicolaou, K. C. *Angew. Chem., Int. Ed.* **1993**, *32*, 1377–1385. (Review).
5. Groneberg, R. D.; Miyazaki, T.; Stylianides, N. A.; Schulze, T. J.; Stahl, W.; Schreiner, E. P.; Suzuki, T.; Iwabuchi, Y.; Smith, A. L.; Nicolaou, K. C. *J. Am. Chem. Soc.* **1993**, *115*, 7593–611.
6. Fürstner, A.; Jeanjean, F.; Razon, P. *Angew. Chem., Int. Ed.* **2002**, *41*, 2097–2101.
7. Yan, L. Z.; Mayer, J. P. *J. Org. Chem.* **2003**, *68*, 1161–1162.
8. Harding, J. R.; King, C. D.; Perrie, J. A.; Sinnott, D.; Stachulski, A. V. *Org. Biomol. Chem.* **2005**, *3*, 1501–1507.
9. Steinmann, A.; Thimm, J.; Thiem, J. *Eur. J. Org. Chem.* **2007**, *66*, 5506–5513.
10. Coutrot, F.; Busseron, E.; Montero, J.-L. *Org. Lett.* **2008**, *10*, 753–756.

Shapiro reaction

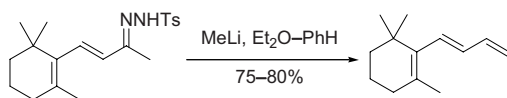
The Shapiro reaction is a variant of the Bamford–Stevens reaction. The former uses bases such as alkyl lithium and Grignard reagents whereas the latter employs bases such as Na, NaOMe, LiH, NaH, NaNH_2 , *etc.* Consequently, the Shapiro reaction generally affords the less-substituted olefins (the kinetic products), while the Bamford–Stevens reaction delivers the more-substituted olefins (the thermodynamic products).



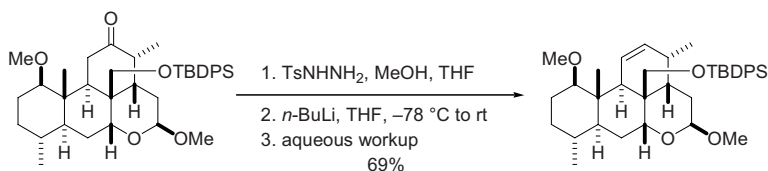
Example 1²

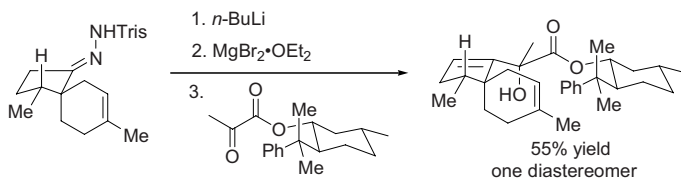


Example 2³



Example 3⁷



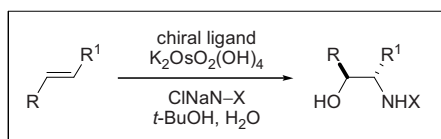
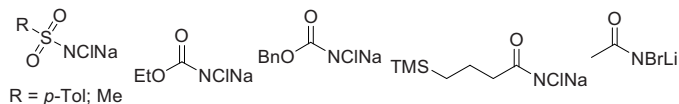
Example 4⁸

References

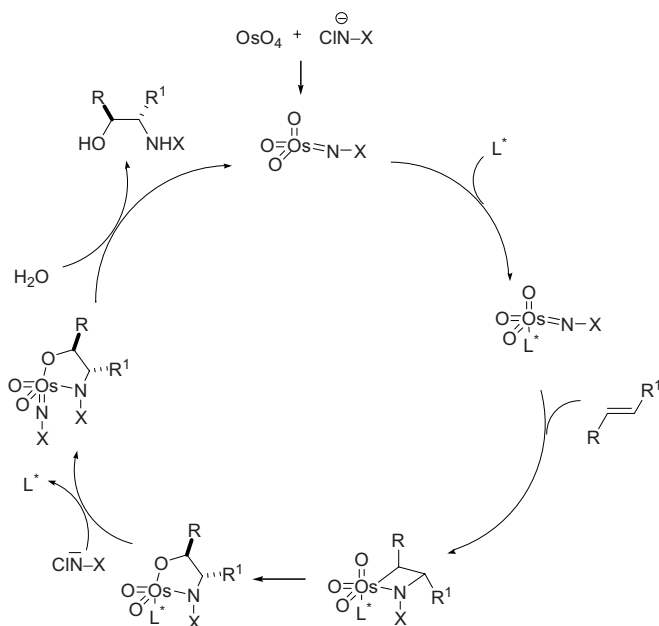
- Shapiro, R. H.; Duncan, J. H.; Clopton, J. C. *J. Am. Chem. Soc.* **1967**, *89*, 471–472. Robert H. Shapiro was an assistant professor at the University of Colorado. He was not given tenure despite getting a reaction named after him.
- Shapiro, R. H.; Heath, M. J. *J. Am. Chem. Soc.* **1967**, *89*, 5734–5735.
- Dauben, W. G.; Lorber, M. E.; Vietmeyer, N. D.; Shapiro, R. H.; Duncan, J. H.; Tomer, K. *J. Am. Chem. Soc.* **1968**, *90*, 4762–4763.
- Shapiro, R. H. *Org. React.* **1976**, *23*, 405–507. (Review).
- Adlington, R. M.; Barrett, A. G. M. *Acc. Chem. Res.* **1983**, *16*, 55–59. (Review).
- Chamberlin, A. R.; Bloom, S. H. *Org. React.* **1990**, *39*, 1–83. (Review).
- Grieco, P. A.; Collins, J. L.; Moher, E. D.; Fleck, T. J.; Gross, R. S. *J. Am. Chem. Soc.* **1993**, *115*, 6078–6093.
- Tamiya, J.; Sorensen, E. J. *Tetrahedron* **2003**, *59*, 6921–6932.
- Wolfe, J. P. *Shapiro reaction*. In *Name Reactions for Functional Group Transformations*; Li, J. J., Corey, E. J., eds, John Wiley & Sons: Hoboken, NJ, **2007**, pp 405–413.
- Bettinger, H. F.; Mondal, R.; Toenshoff, C. *Org. Biomol. Chem.* **2008**, *6*, 3000–3004.

Sharpless asymmetric amino-hydroxylation

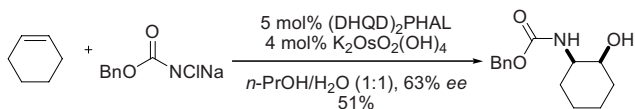
Osmium-mediated *cis*-addition of nitrogen and oxygen to olefins. Regioselectivity may be controlled by ligand. Nitrogen sources (X–NCiNa) include:



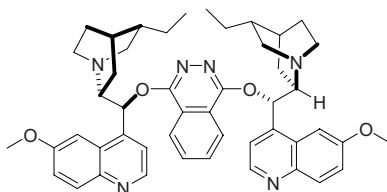
The catalytic cycle:



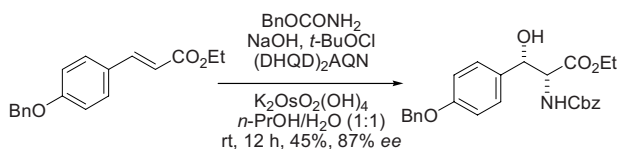
Example 1^b



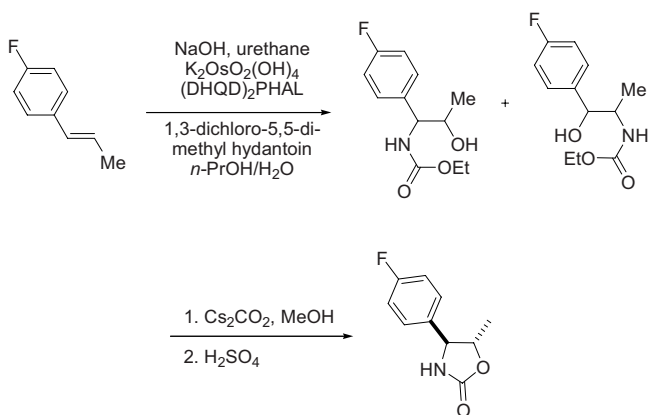
(DHQD)₂-PHAL = 1,4-bis(9-*O*-dihydroquinidine)phthalazine:



Example 2²



Example 3⁶



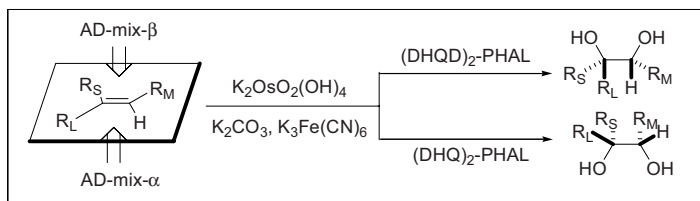
References

- (a) Herranz, E.; Sharpless, K. B. *J. Org. Chem.* **1978**, *43*, 2544–2548. K. Barry Sharpless (USA, 1941–) shared the Nobel Prize in Chemistry in 2001 with Herbert William S. Knowles (USA, 1917–) and Ryoji Noyori (Japan, 1938–) for his work on chirally catalyzed oxidation reactions. (b) Li, G.; Angert, H. H.; Sharpless, K. B. *Angew. Chem., Int. Ed.* **1996**, *35*, 2813–2817. (c) Rubin, A. E.; Sharpless, K. B. *Angew. Chem., Int. Ed.* **1997**, *36*, 2637–2640. (d) Kolb, H. C.; Sharpless, K. B. *Transition Met. Org. Synth.* **1998**, *2*, 243–260. (Review). (e) Thomas, A.; Sharpless, K. B. *J. Org. Chem.* **1999**, *64*, 8379–8385. (f) Gontcharov, A. V.; Liu, H.; Sharpless, K. B. *Org. Lett.* **1999**, *1*, 783–786.

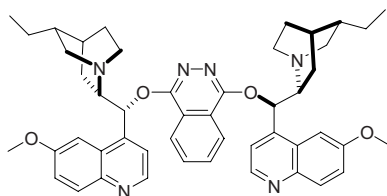
- Nicolaou, K. C.; Boddy, C. N. C.; Li, H.; Koumbis, A. E.; Hughes, R.; Natarajan, S.; Jain, N. F.; Ramanjulu, J. M.; Braese, S.; Solomon, M. E. *Chem. Eur. J.* **1999**, *5*, 2602–2621.
- Lohr, B.; Orlich, S.; Kunz, H. *Synlett* **1999**, 1139–1141.
- Boger, D. L.; Lee, R. J.; Bounaud, P.-Y.; Meier, P. *J. Org. Chem.* **2000**, *65*, 6770–6772.
- Demko, Z. P.; Bartsch, M.; Sharpless, K. B. *Org. Lett.* **2000**, *2*, 2221–2223.
- Barta, N. S.; Sidler, D. R.; Somerville, K. B.; Weissman, S. A.; Larsen, R. D.; Reider, P. *J. Org. Lett.* **2000**, *2*, 2821–2824.
- Bolm, C.; Hildebrand, J. P.; Muñiz, K. In *Catalytic Asymmetric Synthesis*; 2nd edn., Ojima, I., Ed.; Wiley-VCH: New York, **2000**, 399. (Review).
- Bodkin, J. A.; McLeod, M. D. *J. Chem. Soc., Perkin 1* **2002**, 2733–2746. (Review).
- Rahman, N. A.; Landais, Y. *Cur. Org. Chem.* **2000**, *6*, 1369–1395. (Review).
- Nilov, D.; Reiser, O. *Recent Advances on the Sharpless Asymmetric Aminohydroxylation*. In *Organic Synthesis Highlights* Schmalz, H.-G.; Wirth, T., eds.; Wiley-VCH: Weinheim, Germany **2003**, 118–124. (Review).
- Bodkin, J. A.; Bacskay, G. B.; McLeod, M. D. *Org. Biomol. Chem.* **2008**, 2544–2553.
- Wong, D.; Taylor, C. M. *Tetrahedron Lett.* **2009**, *50*, 1273–1275.

Sharpless asymmetric dihydroxylation

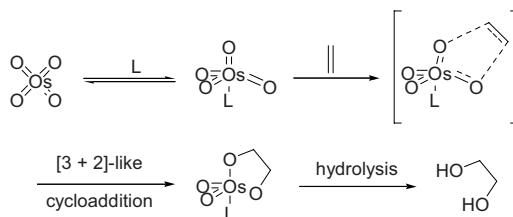
Enantioselective *cis*-dihydroxylation of olefins using osmium catalyst in the presence of cinchona alkaloid ligands.



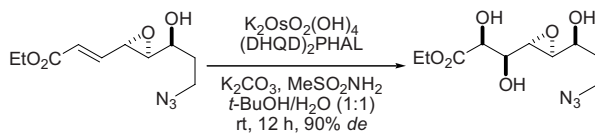
(DHQ)₂-PHAL = 1,4-bis(9-*O*-dihydroquinine)phthalazine:



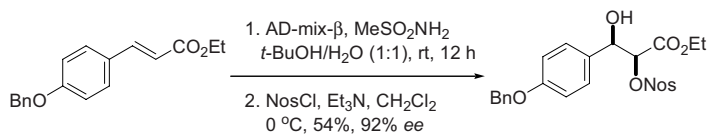
The concerted [3 + 2] cycloaddition mechanism:⁵



Example 1²

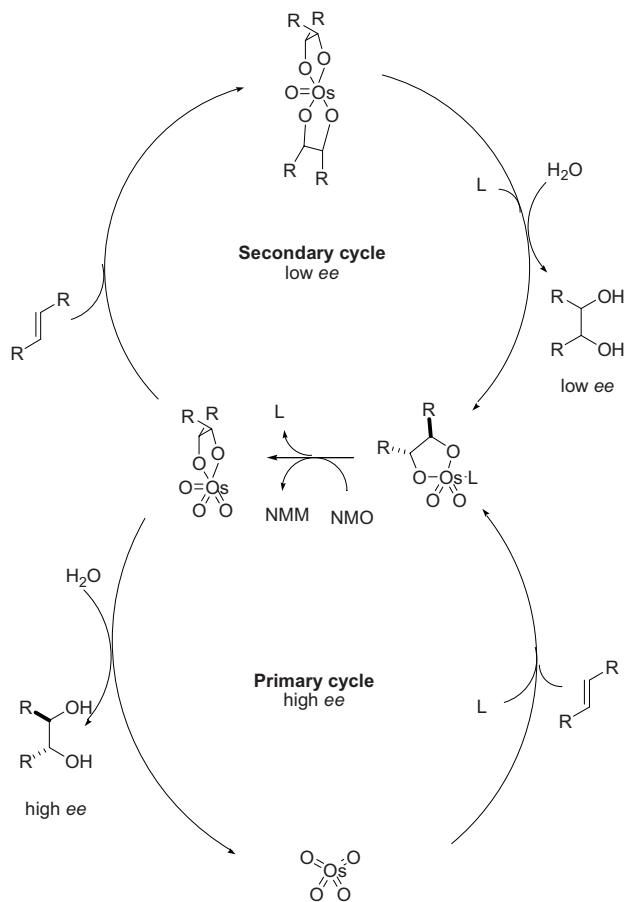


Example 2⁴

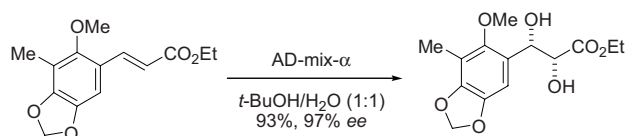


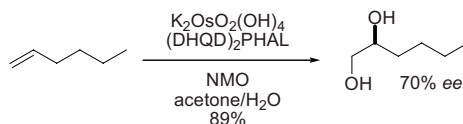
Nos = nosylate = 4-nitrobenzenesulfonyl

The catalytic cycle: (the secondary cycle is shut off by maintaining a low concentration of olefin):



Example 3⁹



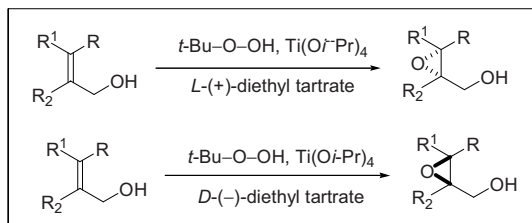
Example 4¹⁰

References

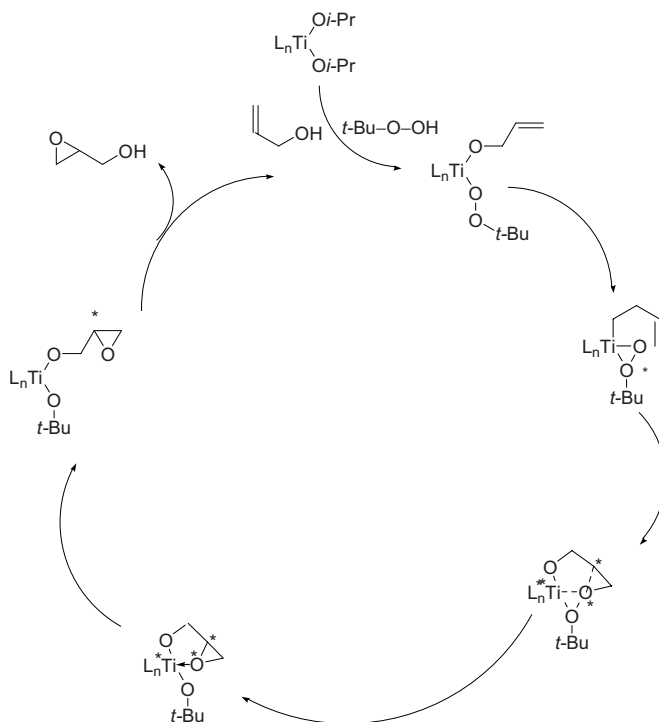
1. (a) Jacobsen, E. N.; Markó, I.; Mungall, W. S.; Schröder, G.; Sharpless, K. B. *J. Am. Chem. Soc.* **1988**, *110*, 1968–1970. (b) Wai, J. S. M.; Markó, I.; Svenden, J. S.; Finn, M. G.; Jacobsen, E. N.; Sharpless, K. B. *J. Am. Chem. Soc.* **1989**, *111*, 1123–1125.
2. Kim, N.-S.; Choi, J.-R.; Cha, J. K. *J. Org. Chem.* **1993**, *58*, 7096–7699.
3. Kolb, H. C.; VanNieuwenhze, M. S.; Sharpless, K. B. *Chem. Rev.* **1994**, *94*, 2483–2547. (Review).
4. Rao, A. V. R.; Chakraborty, T. K.; Reddy, K. L.; Rao, A. S. *Tetrahedron Lett.* **1994**, *35*, 5043–5046.
5. Corey, E. J.; Noe, M. C. *J. Am. Chem. Soc.* **1996**, *118*, 319–329. (Mechanism).
6. DelMonte, A. J.; Haller, J.; Houk, K. N.; Sharpless, K. B.; Singleton, D. A.; Strassner, T.; Thomas, A. A. *J. Am. Chem. Soc.* **1997**, *119*, 9907–9908. (Mechanism).
7. Sharpless, K. B. *Angew. Chem., Int. Ed.* **2002**, *41*, 2024–2032. (Review, Nobel Prize Address).
8. Zhang, Y.; O’Doherty, G. A. *Tetrahedron* **2005**, *61*, 6337–6351.
9. Chandrasekhar, S.; Reddy, N. R.; Rao, Y. S. *Tetrahedron* **2006**, *62*, 12098–12107.
10. Ferreira, F. C.; Branco, L. C.; Verma, K. K.; Crespo, J. G.; Afonso, C. A. M. *Tetrahedron: Asymmetry* **2007**, *18*, 1637–1641.
11. Ramon, R.; Alonso, M.; Riera, A. *Tetrahedron: Asymmetry* **2007**, *18*, 2797–2802.
12. Krishna, P. R.; Reddy, P. S. *Synlett* **2009**, 209–212.

Sharpless asymmetric epoxidation

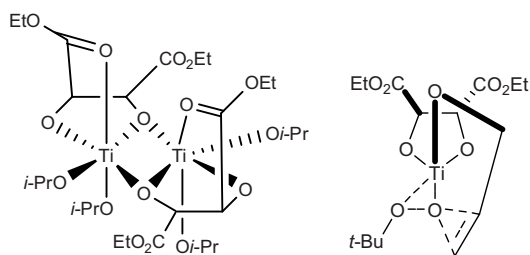
Enantioselective epoxidation of allylic alcohols using *t*-butyl peroxide, titanium tetra-*iso*-propoxide, and optically pure diethyl tartrate.



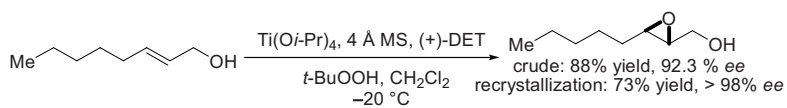
The catalytic cycle:



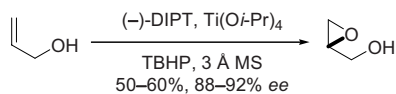
The putative active catalyst and the transition state:



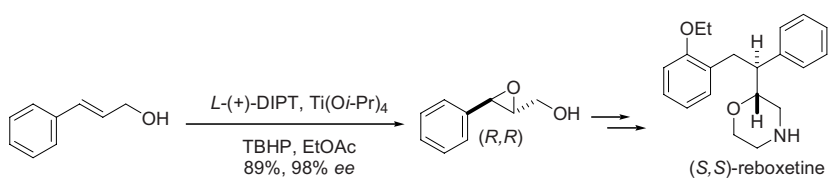
Example 1³



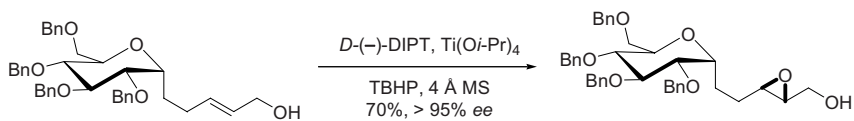
Example 2³



Example 3¹¹



Example 4¹²

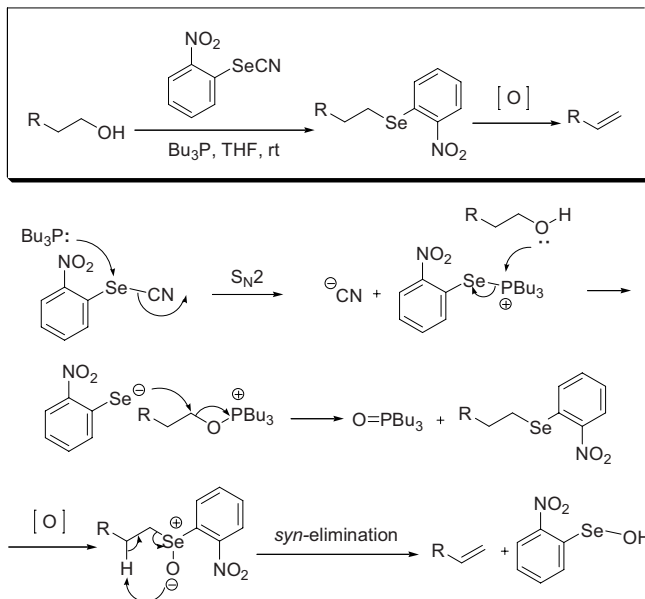


References

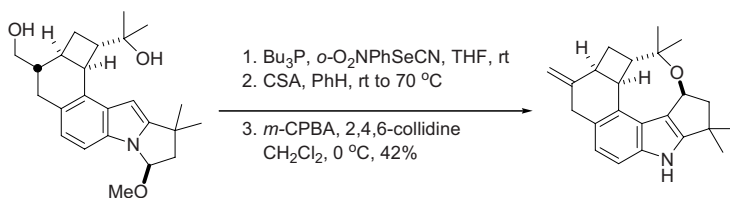
1. (a) Katsuki, T.; Sharpless, K. B. *J. Am. Chem. Soc.* **1980**, *102*, 5974–5976. (b) Williams, I. D.; Pedersen, S. F.; Sharpless, K. B.; Lippard, S. J. *J. Am. Chem. Soc.* **1984**, *106*, 6430–6433. (c) Woodard, S. S.; Finn, M. G.; Sharpless, K. B. *J. Am. Chem. Soc.* **1991**, *113*, 106–113.
2. Pfenninger, A. *Synthesis* **1986**, 89–116. (Review).
3. Gao, Y.; Hanson, R. M.; Klunder, J. M.; Ko, S. Y.; Masamune, H.; Sharpless, K. B. *J. Am. Chem. Soc.* **1987**, *109*, 5765–5780.
4. Corey, E. J. *J. Org. Chem.* **1990**, *55*, 1693–1694. (Review).
5. Johnson, R. A.; Sharpless, K. B. In *Comprehensive Organic Synthesis*; Trost, B. M., Ed.; Pergamon Press: New York, **1991**; Vol. 7, Chapter 3.2. (Review).
6. Johnson, R. A.; Sharpless, K. B. In *Catalytic Asymmetric Synthesis*; Ojima, I., ed.; VCH: New York, **1993**; Chapter 4.1, pp 103–158. (Review).
7. Schinzer, D. *Org. Synth. Highlights II* **1995**, 3. (Review).
8. Katsuki, T.; Martin, V. S. *Org. React.* **1996**, *48*, 1–299. (Review).
9. Johnson, R. A.; Sharpless, K. B. In *Catalytic Asymmetric Synthesis*; 2nd ed., Ojima, I., ed.; Wiley-VCH: New York, **2000**, 231–285. (Review).
10. Palucki, M. *Sharpless–Katsuki Epoxidation*. In *Name Reactions in Heterocyclic Chemistry*; Li, J. J., Corey, E. J., Eds.; Wiley & Sons: Hoboken, NJ, **2005**, 50–62. (Review).
11. Henegar, K. E.; Cebula, M. *Org. Proc. Res. Dev.* **2007**, *11*, 354–358.
12. Pu, J.; Franck, R. W. *Tetrahedron* **2008**, *64*, 8618–8629.
13. Knight, D. W.; Morgan, I. R. *Tetrahedron Lett.* **2009**, *50*, 35–38.

Sharpless olefin synthesis

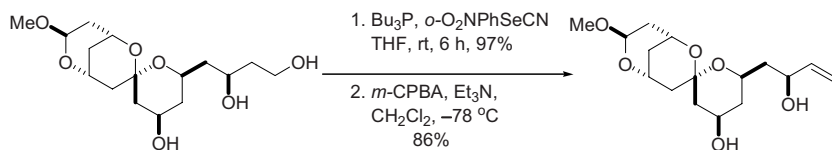
Olefin synthesis from the *syn*-oxidative elimination of *o*-nitrophenyl selenides, which may be prepared using *o*-nitrophenyl selenocyanate and Bu₃P, among other methods.

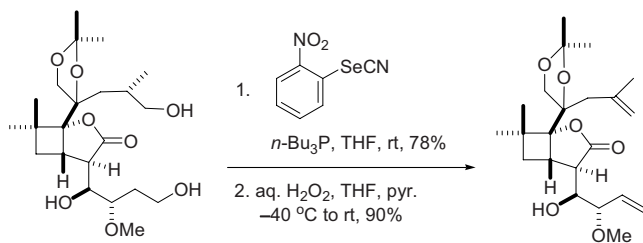
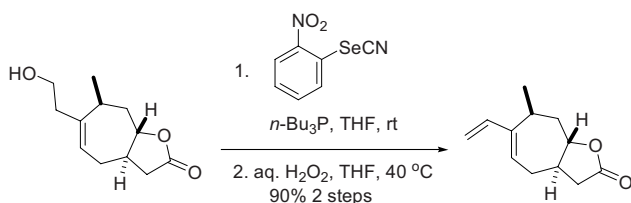


Example 1³



Example 2⁶



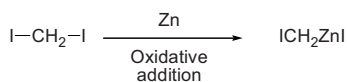
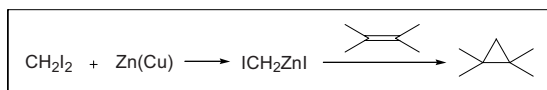
Example 3⁹Example 4¹⁰

References

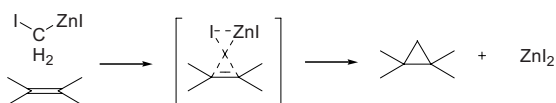
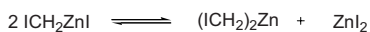
- (a) Sharpless, K. B.; Young, M. Y.; Lauer, R. F. *Tetrahedron Lett.* **1973**, 1979–1982. (b) Sharpless, K. B.; Young, M. Y. *J. Org. Chem.* **1975**, *40*, 947–949.
- (a) Grieco, P. A.; Miyashita, M. *J. Org. Chem.* **1974**, *39*, 120–122. (b) Grieco, P. A.; Miyashita, M. *Tetrahedron Lett.* **1974**, 1869–1871. (c) Grieco, P. A.; Masaki, Y.; Boxler, D. *J. Am. Chem. Soc.* **1977**, *99*, 1597–1599. (d) Grieco, P. A.; Gilman, S.; Nishizawa, M. *J. Org. Chem.* **1976**, *41*, 1485–1486. (e) Grieco, P. A.; Yokoyama, Y. *J. Am. Chem. Soc.* **1977**, *99*, 5210–5219.
- Smith, A. B., III; Haseltine, J. N.; Visnick, M. *Tetrahedron* **1989**, *45*, 2431–2449.
- Reich, H. J.; Wollowitz, S. *Org. React.* **1993**, *44*, 1–296. (Review).
- Hsu, D.-S.; Liao, C.-C. *Org. Lett.* **2003**, *5*, 4741–4743.
- Meilert, K.; Pettit, G. R.; Vogel, P. *Helv. Chim. Acta* **2004**, *87*, 1493–1507.
- Siebum, A. H. G.; Woo, W. S.; Raap, J.; Lugtenburg, J. *Eur. J. Org. Chem.* **2004**, 2905–2916.
- Blay, G.; Cardona, L.; Collado, A. M.; Garcia, B.; Morcillo, V.; Pedro, J. R. *J. Org. Chem.* **2004**, *69*, 7294–7302. The authors observed the concurrent epoxidation of a tri-substituted olefin, possibly by the *o*-nitrophenylselenic acid via an intramolecular process.
- Paquette, L. A.; Dong, S.; Parker, G. D. *J. Org. Chem.* **2007**, *72*, 7135–7147.
- Yokoe, H.; Yoshida, M.; Shishido, K. *Tetrahedron Lett.* **2008**, *49*, 3504–3506.

Simmons–Smith reaction

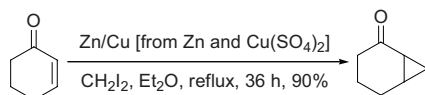
Cyclopropanation of olefins using CH_2I_2 and $\text{Zn}(\text{Cu})$.



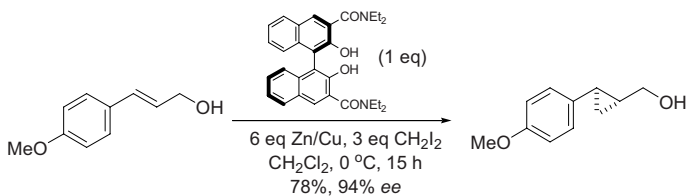
Simmons–Smith reagent



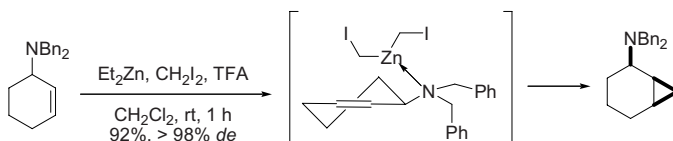
Example 1²

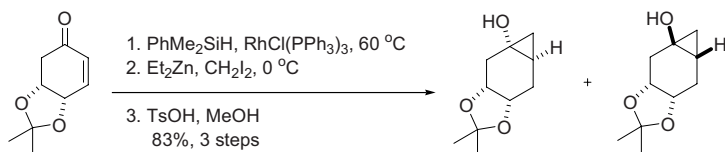


Example 2, An asymmetric version³



Example 3, Diastereoselective Simmons–Smith cyclopropanations of allylic amines and carbamates⁹



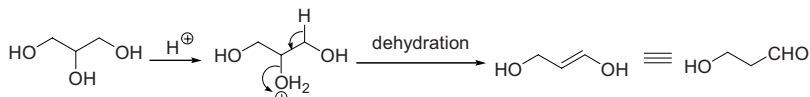
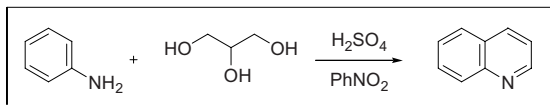
Example 4¹⁰

References

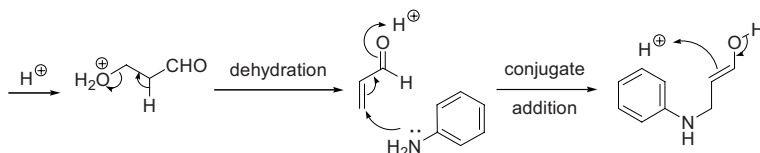
1. Simmons, H. E.; Smith, R. D. *J. Am. Chem. Soc.* **1958**, *80*, 5323–5324. Howard E. Simmons (1929–1997) was born in Norfolk, Virginia. He carried out his graduate studies at MIT under John D. Roberts and Arthur Cope. After obtaining his Ph.D. in 1954, he joined the Chemical Department of the DuPont Company, where he discovered the Simmons–Smith reaction with his colleague, R. D. Smith. Simmons rose to be the vice president of the Central Research at DuPont in 1979. His views on physical exercise were the same as those of Alexander Woollcot’s: “If I think about exercise, I know if I wait long enough, the thought will go away.”
2. Limasset, J.-C.; Amice, P.; Conia, J.-M. *Bull. Soc. Chim. Fr.* **1969**, 3981–3990.
3. Kitajima, H.; Ito, K.; Aoki, Y.; Katsuki, T. *Bull. Chem. Soc. Jpn.* **1997**, *70*, 207–217.
4. Nakamura, E.; Hirai, A.; Nakamura, M. *J. Am. Chem. Soc.* **1998**, *120*, 5844–5845.
5. Loeppky, R. N.; Elomari, S. *J. Org. Chem.* **2000**, *65*, 96–103.
6. Charette, A. B.; Beauchemin, A. *Org. React.* **2001**, *58*, 1–415. (Review).
7. Nakamura, M.; Hirai, A.; Nakamura, E. *J. Am. Chem. Soc.* **2003**, *125*, 2341–2350.
8. Long, J.; Du, H.; Li, K.; Shi, Y. *Tetrahedron Lett.* **2005**, *46*, 2737–2740.
9. Davies, S. G.; Ling, K. B.; Roberts, P. M.; Russell, A. J.; Thomson, J. E. *Chem. Commun.* **2007**, 4029–4031.
10. Shan, M.; O’Doherty, G. A. *Synthesis* **2008**, 3171–3179.
11. Kim, H. Y.; Salvi, L.; Carroll, P. J.; Walsh, P. J. *J. Am. Chem. Soc.* **2009**, *131*, 954–962.

Skraup quinoline synthesis

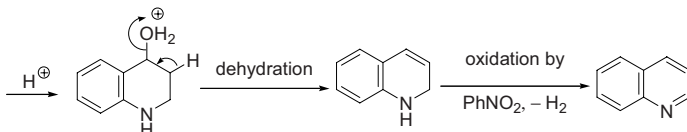
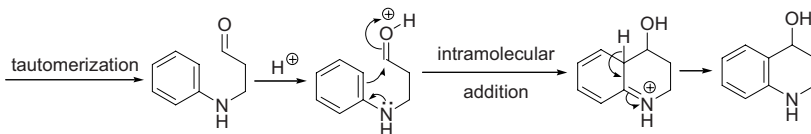
Quinoline from aniline, glycerol, sulfuric acid and oxidizing agent (e.g. PhNO_2).



glycerol

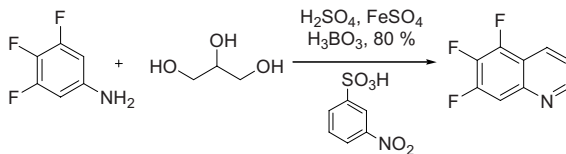


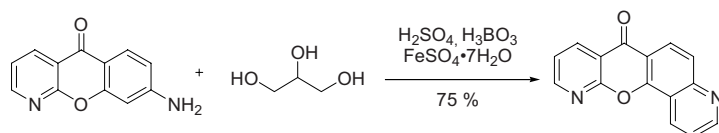
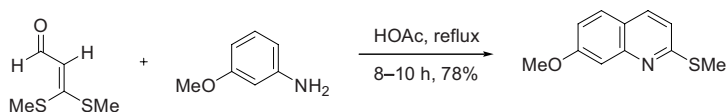
acrolein



For an alternative mechanism, see that of the Doebner–von Miller reaction (page 196).

Example 1⁵



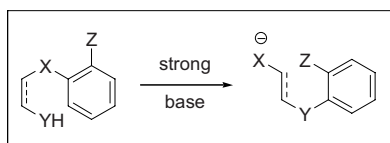
Example 2⁶Example 3, A modified Skraup quinoline synthesis⁸

References

1. (a) Skraup, Z. H. *Monatsh. Chem.* **1880**, *1*, 316. Zdenko Hans Skraup (1850–1910) was born in Prague, Czechoslovakia. He apprenticed under Lieben at the University of Vienna. (b) Skraup, Z. H. *Ber.* **1880**, *13*, 2086.
2. Manske, R. H. F.; Kulka, M. *Org. React.* **1953**, *7*, 80–99. (Review).
3. Bergstrom, F. W. *Chem. Rev.* **1944**, *35*, 77–277. (Review).
4. Eisch, J. J.; Dluzniewski, T. *J. Org. Chem.* **1989**, *54*, 1269–1274.
5. Oleynik, I. I.; Shteingarts, V. D. *J. Fluorine Chem.* **1998**, *91*, 25–26.
6. Fujiwara, H.; Kitagawa, K. *Heterocycles* **2000**, *53*, 409–418.
7. Ranu, B. C.; Hajra, A.; Dey, S. S.; Jana, U. *Tetrahedron* **2003**, *59*, 813–819.
8. Panda, K.; Siddiqui, I.; Mahata, P. K.; Ila, H.; Junjappa, H. *Synlett* **2004**, 449–452.
9. Moore, A. *Skraup Doebner–von Miller Reaction*. In *Name Reactions in Heterocyclic Chemistry*; Li, J. J., Corey, E. J., Eds.; Wiley & Sons: Hoboken, NJ, **2005**, pp 488–494. (Review).
10. Denmark, S. E.; Venkatraman, S. *J. Org. Chem.* **2006**, *71*, 1668–1676. Mechanistic study using ¹³C-labelled α,β -unsaturated ketones.
11. Vora, J. J.; Vasava, S. B.; Patel, Asha D.; Parmar, K. C.; Chauhan, S. K.; Sharma, S. *E-J. Chem.* **2009**, *6*, 201–206.

Smiles rearrangement

Intramolecular nucleophilic aromatic rearrangement. General scheme:

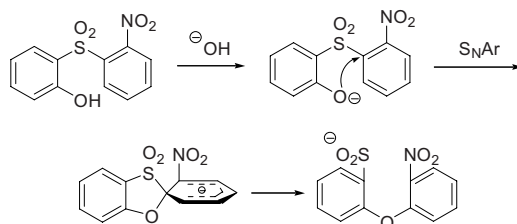


X = S, SO, SO₂, O, CO₂

YH = OH, NHR, SH, CH₂R, CONHR

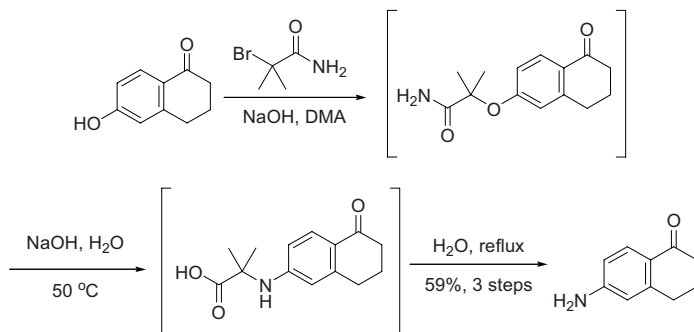
Z = NO₂, SO₂R

e.g.:

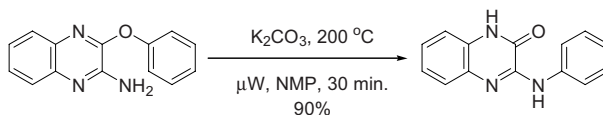


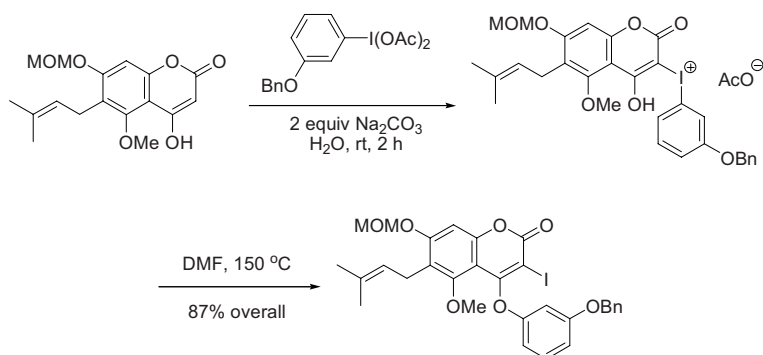
spirocyclic anion intermediate (Meisenheimer complex)

Example 1⁷



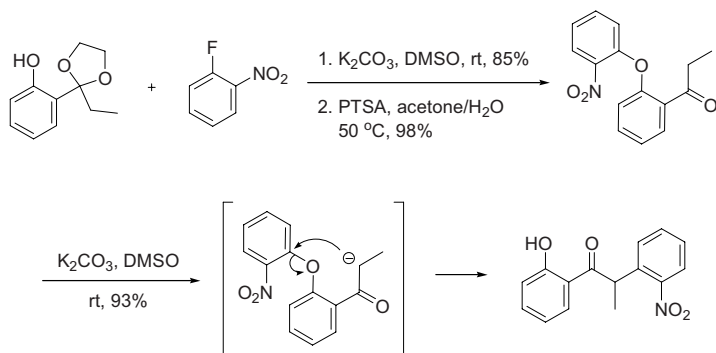
Example 2, Microwave Smiles rearrangement⁹



Example 3¹⁰

References

1. Evans, W. J.; Smiles, S. *J. Chem. Soc.* **1935**, 181–188. Samuel Smiles began his career at King's College London as an assistant professor. He later became professor and chair there. He was elected Fellow of the Royal Society (FRS) in 1918.
2. Truce, W. E.; Kreider, E. M.; Brand, W. W. *Org. React.* **1970**, *18*, 99–215. (Review).
3. Gerasimova, T. N.; Kolchina, E. F. *J. Fluorine Chem.* **1994**, *66*, 69–74. (Review).
4. Boschi, D.; Sorba, G.; Bertinaria, M.; Fruttero, R.; Calvino, R.; Gasco, A. *J. Chem. Soc., Perkin Trans. 1* **2001**, 1751–1757.
5. Hirota, T.; Tomita, K.-I.; Sasaki, K.; Okuda, K.; Yoshida, M.; Kashino, S. *Heterocycles* **2001**, *55*, 741–752.
6. Selvakumar, N.; Srinivas, D.; Azhagan, A. M. *Synthesis* **2002**, 2421–2425.
7. Mizuno, M.; Yamano, M. *Org. Lett.* **2005**, *7*, 3629–3631.
8. Bacque, E.; El Qacemi, M.; Zard, S. Z. *Org. Lett.* **2005**, *7*, 3817–3820.
9. Bi, C. F.; Aspnes, G. E.; Guzman-Perez, A.; Walker, D. P. *Tetrahedron Lett.* **2008**, *49*, 1832–1835.
10. Jin, Y. L.; Kim, S.; Kim, Y. S.; Kim, S.-A.; Kim, H. S. *Tetrahedron Lett.* **2008**, *49*, 6835–6837.

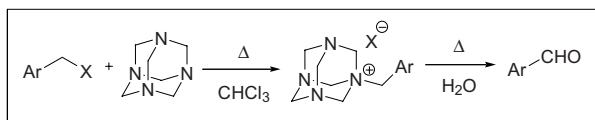
Example 4¹⁰

References

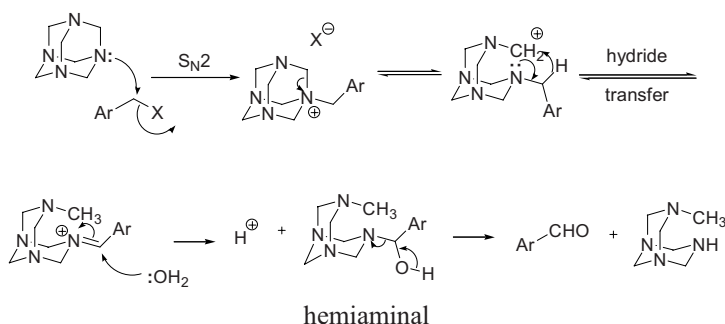
1. Truce, W. E.; Ray, W. J. Jr.; Norman, O. L.; Eickemeyer, D. B. *J. Am. Chem. Soc.* **1958**, *80*, 3625–3629.
2. Truce, W. E.; Hampton, D. C. *J. Org. Chem.* **1963**, *28*, 2276–2279.
3. Bayne, D. W.; Nicol, A. J.; Tennant, G. *J. Chem. Soc., Chem. Comm.* **1975**, *19*, 782–783.
4. Fukazawa, Y.; Kato, N.; Ito, S.; *Tetrahedron Lett.* **1982**, *23*, 437–438.
5. Hoffman, R. V.; Jankowski, B. C.; Carr, C. S.; Düsler, E. N. *J. Org. Chem.* **1986**, *51*, 130–135.
6. Erickson, W. R.; McKennon, M. J. *Tetrahedron Lett.* **2000**, *41*, 4541–4544.
7. Kimbaris, A.; Cobb, J.; Tsakonas, G.; Varvounis, G. *Tetrahedron* **2004**, *60*, 8807–8815.
8. Mitchell, L. H.; Barvian, N. C. *Tetrahedron Lett.* **2004**, *45*, 5669–5672.
9. Snape, T. J. *Chem. Soc. Rev.* **2008**, *37*, 2452–2458. (Review).
10. Snape, T. J. *Synlett* **2008**, 2689–2691.

Sommelet reaction

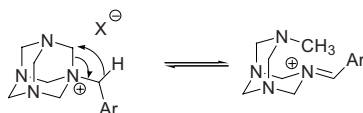
Transformation of benzyl halides to the corresponding benzaldehydes with the aid of hexamethylenetetramine. *Cf.* Delépine amine synthesis (page 171).



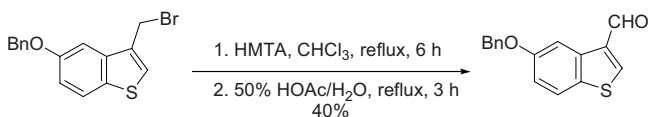
hexamethylenetetramine



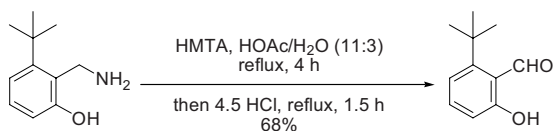
The hydride transfer and the ring-opening of hexamethylenetetramine may occur in a synchronized fashion:

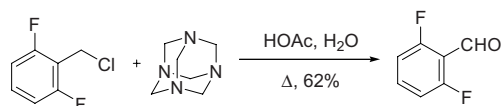
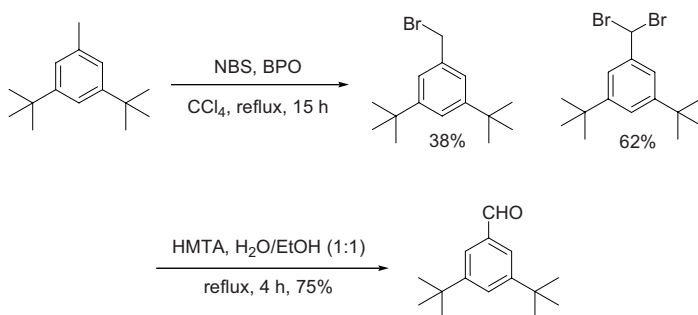


Example 1³



Example 2⁴



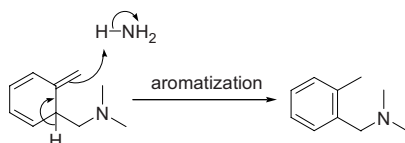
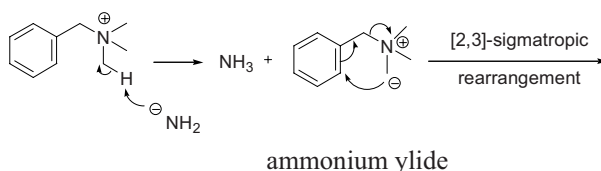
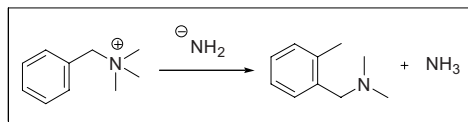
Example 3⁷Example 4⁸

References

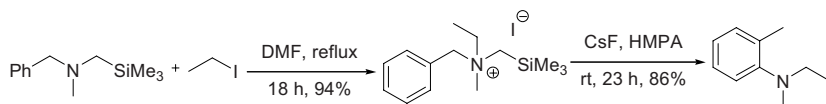
1. Sommelet, M. *Compt. Rend.* **1913**, *157*, 852–854. Marcel Sommelet (1877–1952) was born in Langes, France. He received his Ph.D. in 1906 at Paris where he joined the Faculté de Pharmacie after WWI and became the chair of organic chemistry in 1934.
2. Angyal, S. J. *Org. React.* **1954**, *8*, 197–217. (Review).
3. Campaigne, E.; Bosin, T.; Neiss, E. S. *J. Med. Chem.* **1967**, *10*, 270–271.
4. Stokker, G. E.; Schultz, E. M. *Synth. Commun.* **1982**, *12*, 847–853.
5. Armesto, D.; Horspool, W. M.; Martin, J. A. F.; Perez-Ossorio, R. *Tetrahedron Lett.* **1985**, *26*, 5217–5220.
6. Kilenyi, S. N., in *Encyclopedia of Reagents of Organic Synthesis*, ed. Paquette, L. A., Wiley: Hoboken, NJ, **1995**, *Vol. 3*, p. 2666. (Review).
7. Malykhin, E. V.; Shteingart, V. D. *J. Fluorine Chem.* **1998**, *91*, 19–20.
8. Karamé, I.; Jahjah, M.; Messaoudi, A.; Tommasino, M. L.; Lemaire, M. *Tetrahedron: Asymmetry* **2004**, *15*, 1569–1581.
9. Göker, H.; Boykin, D. W.; Yildiz, S. *Bioorg. Med. Chem.* **2005**, *13*, 1707–1714.
10. Li, J. J. *Sommelet reaction*. In *Name Reactions for Functional Group Transformations*; Li, J. J., Corey, E. J., Eds.; John Wiley & Sons: Hoboken, NJ, **2007**, pp 689–695. (Review).

Sommelet–Hauser rearrangement

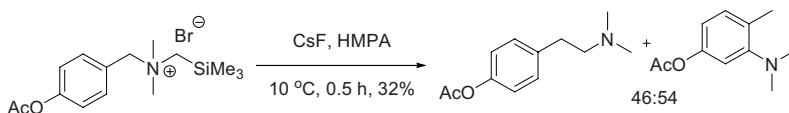
[2,3]-Wittig rearrangement of benzylic quaternary ammonium salts upon treatment with alkali metal amides *via* the ammonium ylide intermediates.



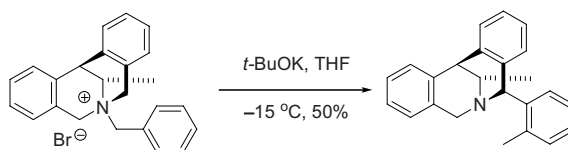
Example 1³

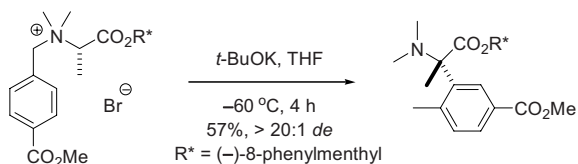


Example 2⁴



Example 3⁸



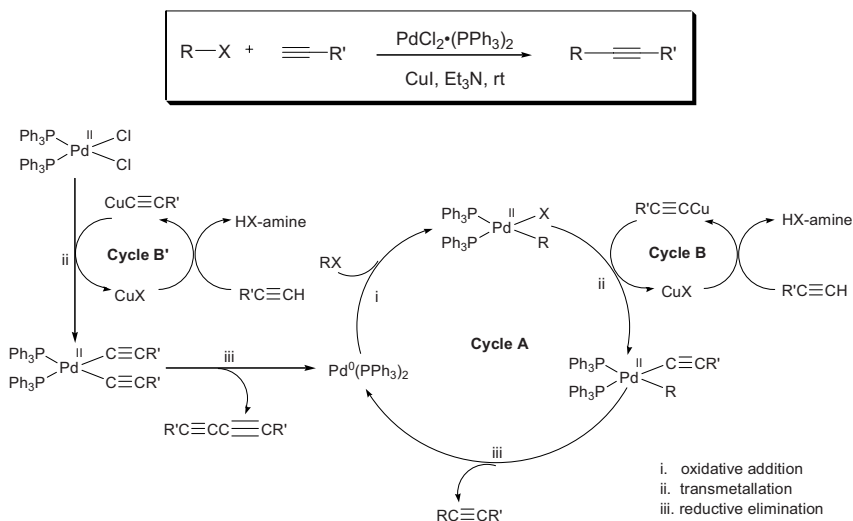
Example 4¹⁰

References

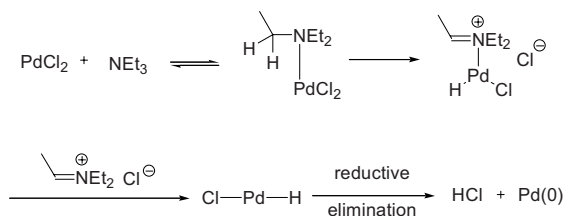
1. Sommelet, M. *Compt. Rend.* **1937**, *205*, 56–58.
2. Shirai, N.; Sato, Y. *J. Org. Chem.* **1988**, *53*, 194–196.
3. Shirai, N.; Watanabe, Y.; Sato, Y. *J. Org. Chem.* **1990**, *55*, 2767–2770.
4. Tanaka, T.; Shirai, N.; Sugimori, J.; Sato, Y. *J. Org. Chem.* **1992**, *57*, 5034–5036.
5. Klunder, J. M. *J. Heterocycl. Chem.* **1995**, *32*, 1687–1691.
6. Maeda, Y.; Sato, Y. *J. Org. Chem.* **1996**, *61*, 5188–5190.
7. Endo, Y.; Uchida, T.; Shudo, K. *Tetrahedron Lett.* **1997**, *38*, 2113–2116.
8. Hanessian, S.; Talbot, C.; Saravanan, P. *Synthesis* **2006**, 723–734.
9. Liao, M.; Peng, L.; Wang, J. *Org. Lett.* **2008**, *10*, 693–696.
10. Tayama, E.; Orihara, K.; Kimura, H. *Org. Biomol. Chem.* **2008**, *6*, 3673–3680.

Sonogashira reaction

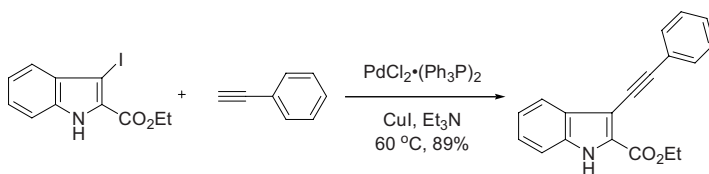
Pd/Cu-catalyzed cross-coupling of organohalides with terminal alkynes. *Cf.* Cadiot–Chodkiewicz coupling and Castro–Stephens reaction. The Castro–Stephens coupling uses stoichiometric copper, whereas the Sonogashira variant uses catalytic palladium and copper.

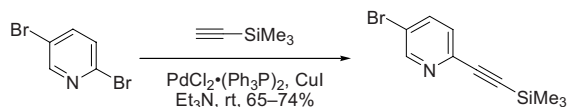
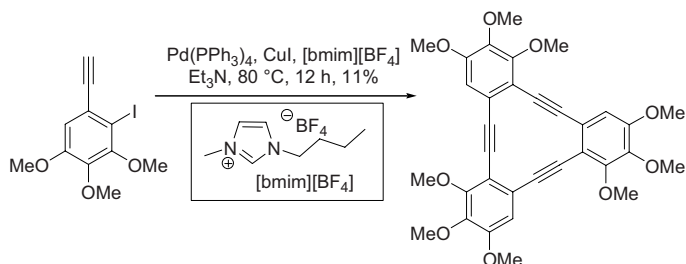
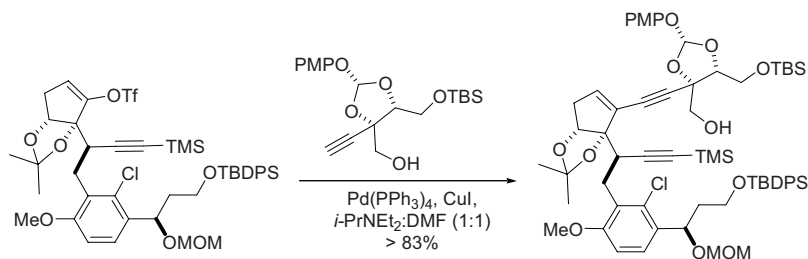


Note that Et_3N may reduce Pd(II) to Pd(0) as well, where Et_3N is oxidized to the iminium ion at the same time:



Example 1²



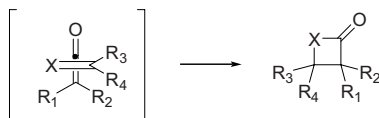
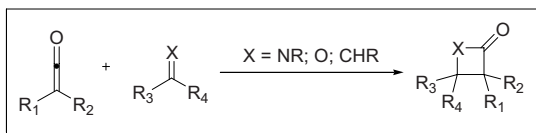
Example 2³Example 3⁸Example 4⁹

References

1. (a) Sonogashira K.; Tohda, Y.; Hagihara, N. *Tetrahedron Lett.* **1975**, 4467–4470. Richard Heck also discovered the same transformation using palladium but without the use of copper: *J. Organomet. Chem.* **1975**, *93*, 259–263.
2. Sakamoto, T.; Nagano, T.; Kondo, Y.; Yamanaka, H. *Chem. Pharm. Bull.* **1988**, *36*, 2248–2252.
3. Ernst, A.; Gobbi, L.; Vasella, A. *Tetrahedron Lett.* **1996**, *37*, 7959–7962.
4. Hundermark, T.; Littke, A.; Buchwald, S. L.; Fu, G. C. *Org. Lett.* **2000**, *2*, 1729–1731.
5. Batey, R. A.; Shen, M.; Lough, A. J. *Org. Lett.* **2002**, *4*, 1411–1414.
6. Sonogashira, K. In *Metal-Catalyzed Cross-Coupling Reactions*; Diederich, F.; de Meijere, A., Eds.; Wiley-VCH: Weinheim, **2004**; Vol. 1, 319. (Review).
7. Lemhadri, M.; Doucet, H.; Santelli, M. *Tetrahedron* **2005**, *61*, 9839–9847.
8. Li, Y.; Zhang, J.; Wang, W.; Miao, Q.; She, X.; Pan, X. *J. Org. Chem.* **2005**, *70*, 3285–3287.
9. Komano, K.; Shimamura, S.; Inoue, M.; Hiramata, M. *J. Am. Chem. Soc.* **2007**, *129*, 14184–14186.
10. Gray, D. L. *Sonogashira Reaction*. In *Name Reactions for Homologations-Part II*; Li, J. J., Corey, E. J., Eds.; Wiley & Sons: Hoboken, NJ, **2009**, pp 100–133. (Review).

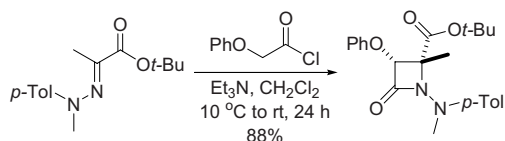
Staudinger ketene cycloaddition

[2 + 2]-Cycloaddition of ketene and imine to form β -lactam. Other coupling partners for ketenes include: olefin to give cyclobutanone and carbonyl to give β -lactone.

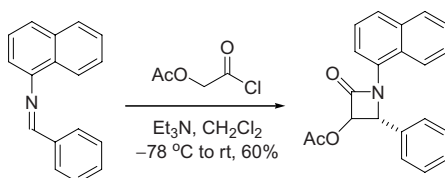


puckered transition state:

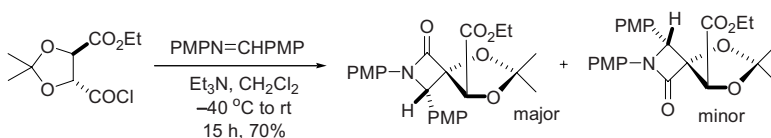
Example 1⁶



Example 2⁷

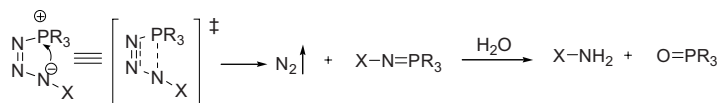
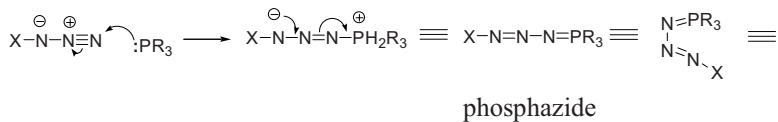
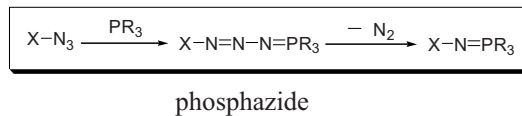


Example 3⁹



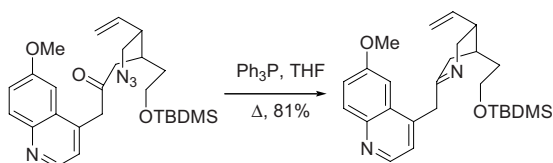
Staudinger reduction

Phosphazo compounds (e.g., iminophosphoranes) from the reaction of tertiary phosphine (e.g., Ph_3P) with organic azides.

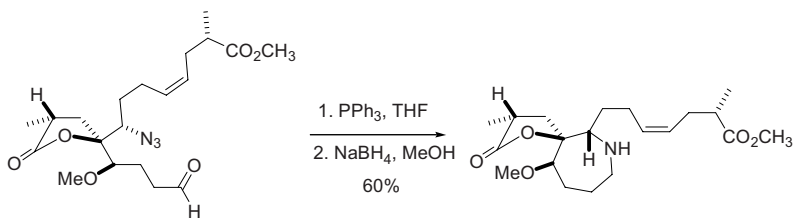


4-membered ring transition state

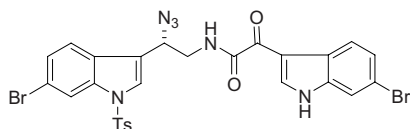
Example 1²

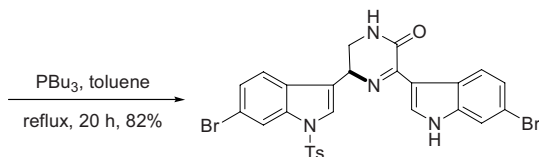
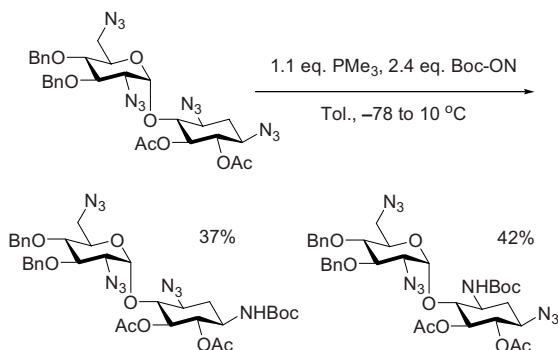
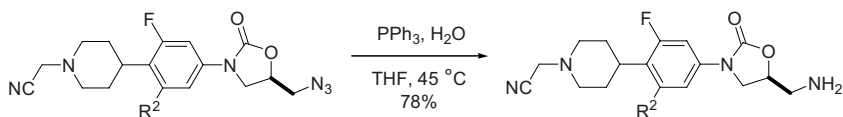


Example 2³



Example 3⁴



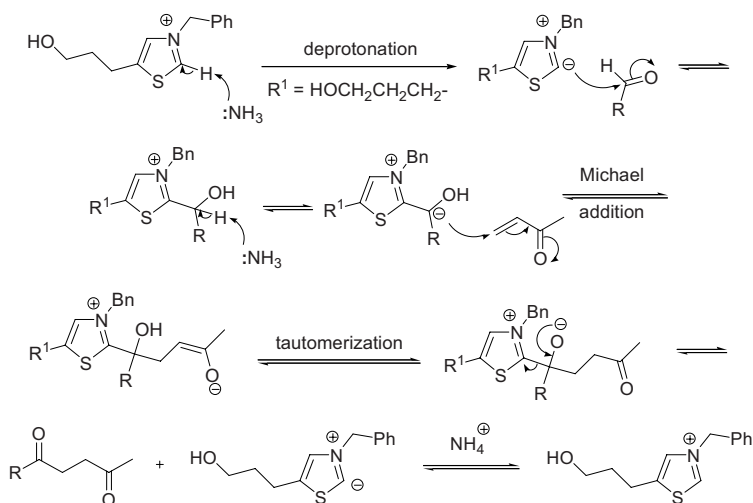
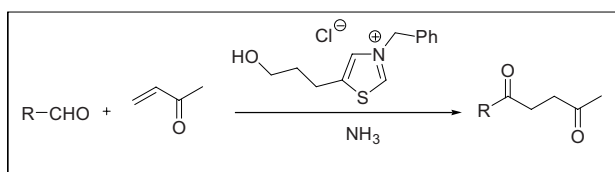
Example 4⁸Example 5⁹

References

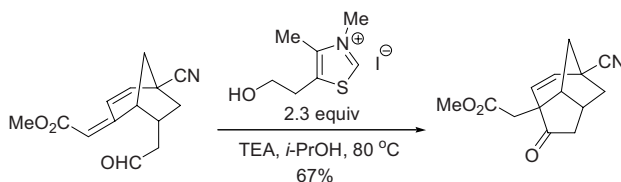
1. Staudinger, H.; Meyer, J. *Helv. Chim. Acta* **1919**, *2*, 635–646.
2. Stork, G.; Niu, D.; Fujimoto, R. A.; Koft, E. R.; Bakovec, J. M.; Tata, J. R.; Dake, G. R. *J. Am. Chem. Soc.* **2001**, *123*, 3239–3242.
3. Williams, D. R.; Fromhold, M. G.; Earley, J. D. *Org. Lett.* **2001**, *3*, 2721–2722.
4. Jiang, B.; Yang, C.-G.; Wang, J. *J. Org. Chem.* **2002**, *67*, 1369–1371.
5. Venturini, A.; Gonzalez, J. *J. Org. Chem.* **2002**, *67*, 9089–9092.
6. Chen, J.; Forsyth, C. J. *Org. Lett.* **2003**, *5*, 1281–1283.
7. Fresneda, P. M.; Castaneda, M.; Sanz, M. A.; Molina, P. *Tetrahedron Lett.* **2004**, *45*, 1655–1657.
8. Li, J.; Chen, H.-N.; Chang, H.; Wang, J.; Chang, C.-W. T. *Org. Lett.* **2005**, *7*, 3061–3064.
9. Takhi, M.; Murugan, C.; Munikumar, M.; Bhaskarreddy, K. M.; Singh, G.; Sreenivas, K.; Sitaramkumar, M.; Selvakumar, N.; Das, J.; Trehan, S.; Iqbal, J. *Bioorg. Med. Chem. Lett.* **2006**, *16*, 2391–2395.
10. Iula, D. M. *Staudinger reaction*. In *Name Reactions for Functional Group Transformations*; Li, J. J., Corey, E. J., Eds.; John Wiley & Sons: Hoboken, NJ, **2007**, pp 129–151. (Review).

Stetter reaction

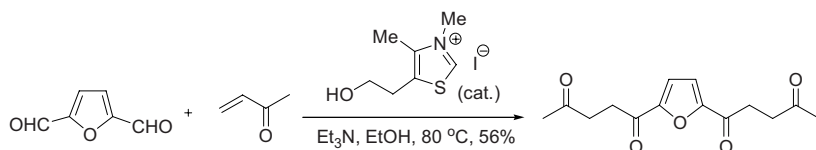
1,4-Dicarbonyl derivatives from aldehydes and α,β -unsaturated ketones and esters. The thiazolium catalyst serves as a safe surrogate for ^-CN . Also known as the Michael–Stetter reaction. Cf. Benzoin condensation.

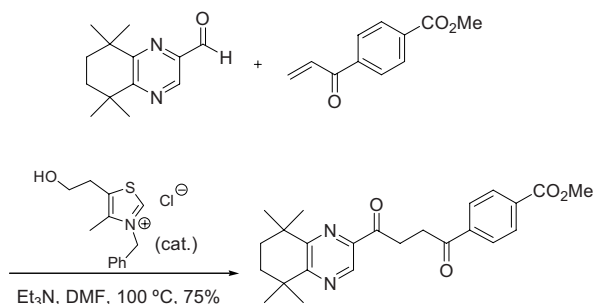
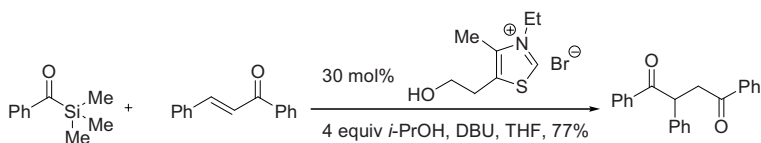


Example 1, Intramolecular Stetter reaction²



Example 2³



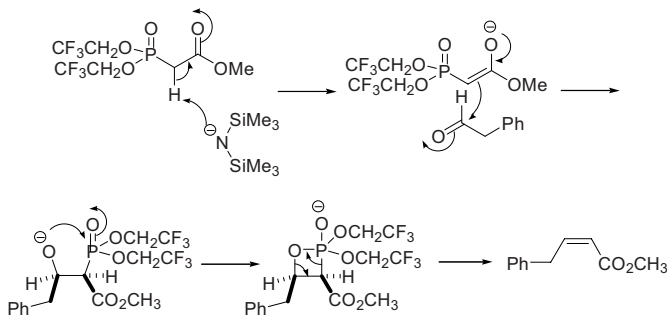
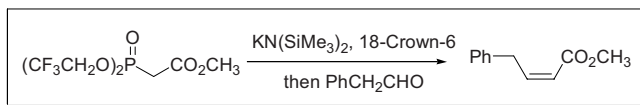
Example 3⁵Example 4, Sila-Stetter reaction⁹

References

- (a) Stetter, H.; Schreckenber, H. *Angew. Chem.* **1973**, *85*, 89. Hermann Stetter (1917–1993), born in Bonn, Germany, was a chemist at Technische Hochschule Aachen in West Germany. (b) Stetter, H. *Angew. Chem.* **1976**, *88*, 695–704. (Review). (c) Stetter, H.; Kuhlmann, H.; Haese, W. *Org. Synth.* **1987**, *65*, 26.
- Trost, B. M.; Shuey, C. D.; DiNinno, F., Jr.; McElvain, S. S. *J. Am. Chem. Soc.* **1979**, *101*, 1284–1285.
- El-Haji, T.; Martin, J. C.; Descotes, G. *J. Heterocycl. Chem.* **1983**, *20*, 233–235.
- Harrington, P. E.; Tius, M. A. *Org. Lett.* **1999**, *1*, 649–651.
- Kikuchi, K.; Hibi, S.; Yoshimura, H.; Tokuhara, N.; Tai, K.; Hida, T.; Yamauchi, T.; Nagai, M. *J. Med. Chem.* **2000**, *43*, 409–419.
- Kobayashi, N.; Kaku, Y.; Higurashi, K. *Bioorg. Med. Chem. Lett.* **2002**, *12*, 1747–1750.
- Read de Alaniz, J.; Rovis, T. *J. Am. Chem. Soc.* **2005**, *127*, 6284–6289.
- Reynolds, N. T.; Rovis, T. *Tetrahedron* **2005**, *61*, 6368–6378.
- Mattson, A. E.; Bharadwaj, A. R.; Zuhl, A. M.; Scheidt, K. A. *J. Org. Chem.* **2006**, *71*, 5715–5724.
- Cee, V. J. *Stetter Reaction*. In *Name Reactions for Homologations-Part I*; Li, J. J., Corey, E. J., Eds.; Wiley & Sons: Hoboken, NJ, **2009**, pp 576–587. (Review).

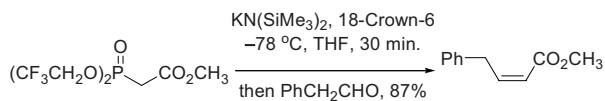
Still–Gennari phosphonate reaction

A variant of the Horner–Emmons reaction using bis(trifluoroethyl)phosphonate to give *Z*-olefins.

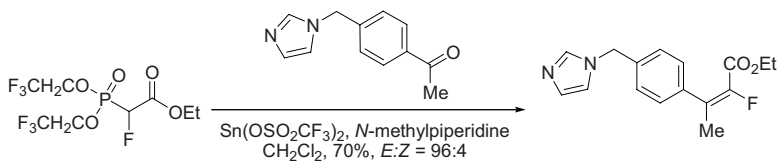


erythro isomer, kinetic adduct

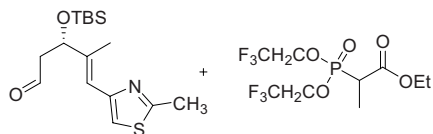
Example 1²

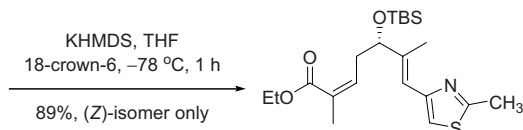


Example 2³

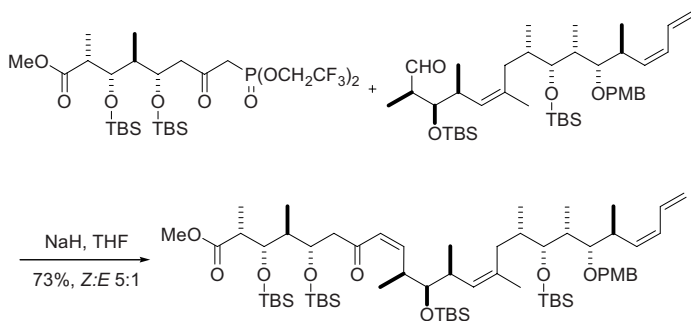


Example 3⁴





Example 4⁹

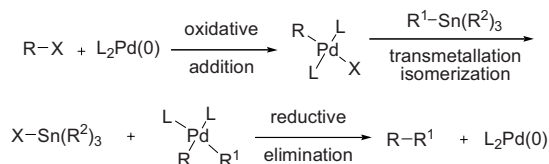
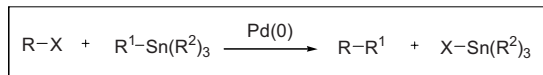


References

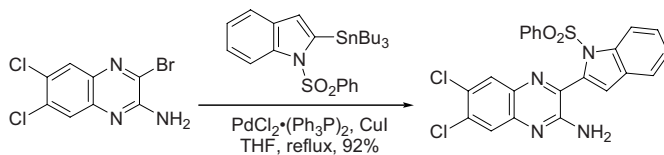
1. Still, W. C.; Gennari, C. *Tetrahedron Lett.* **1983**, *24*, 4405–4408. W. Clark Still (1946–) was born in Augusta, Georgia. He was a professor at Columbia University.
2. Nicolaou, K. C.; Nadin, A.; Leresche, J. E.; LaGreca, S.; Tsurii, T.; Yue, E. W.; Yang, Z. *Chem. Eur. J.* **1995**, *1*, 467–494.
3. Sano, S.; Yokoyama, K.; Shiro, M.; Nagao, Y. *Chem. Pharm. Bull.* **2002**, *50*, 706–709.
4. Mulzer, J.; Mantoulidis, A.; Öhler, E. *Tetrahedron Lett.* **1998**, *39*, 8633–8636.
5. Paterson, I.; Florence, G. J.; Gerlach, K.; Scott, J. P.; Sereinig, N. *J. Am. Chem. Soc.* **2001**, *123*, 9535–9544.
6. Mulzer, J.; Öhler, E. *Angew. Chem., Int. Ed.* **2001**, *40*, 3842–3846.
7. Beaudry, C. M.; Trauner, D. *Org. Lett.* **2002**, *4*, 2221–2224.
8. Dakin, L. A.; Langille, N. F.; Panek, J. S. *J. Org. Chem.* **2002**, *67*, 6812–6815.
9. Paterson, I.; Lyothier, I. *J. Org. Chem.* **2005**, *70*, 5494–5507.
10. Rong, F. *Horner–Wadsworth–Emmons reaction*. In *Name Reactions for Homologations-Part I*; Li, J. J., Corey, E. J.; Eds.; Wiley & Sons: Hoboken, NJ, **2009**, pp 420–466. (Review).

Stille coupling

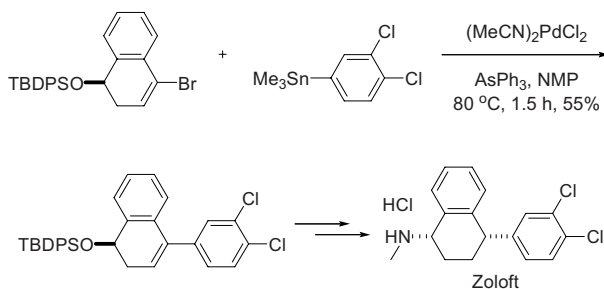
Palladium-catalyzed cross-coupling reaction of organostannanes with organic halides, triflates, *etc.* For the catalytic cycle, see Kumada coupling on page 325.



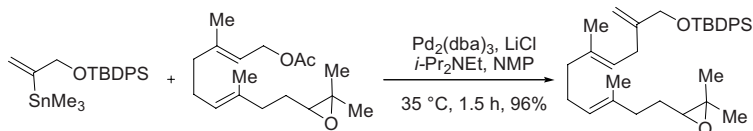
Example 1⁴

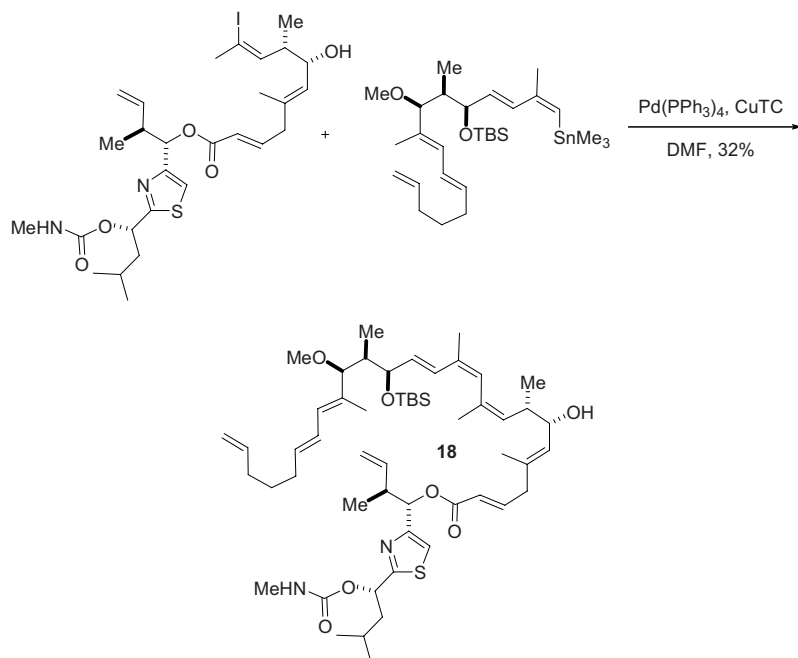


Example 2⁵



Example 3, π -Allyl Stille coupling⁸



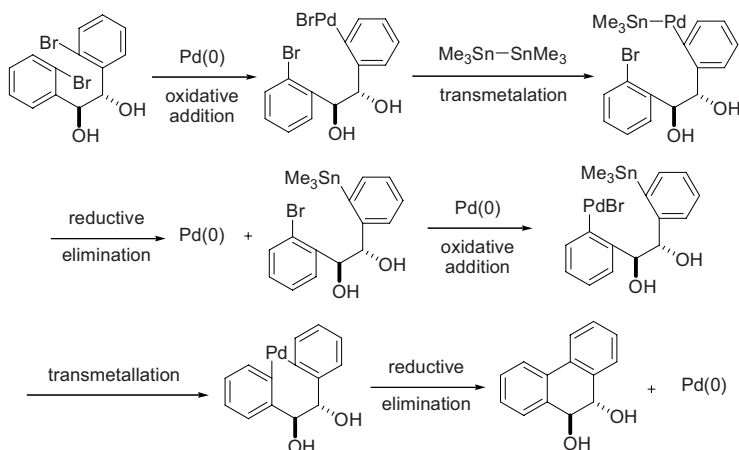
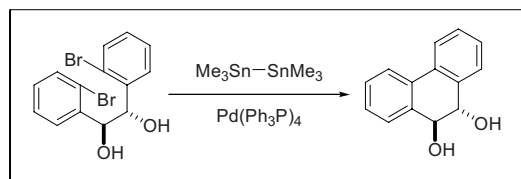
Example 4⁹

References

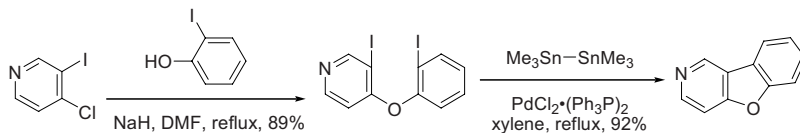
1. (a) Milstein, D.; Stille, J. K. *J. Am. Chem. Soc.* **1978**, *100*, 3636–3638. John Kenneth Stille (1930–1989) was born in Tucson, Arizona. He developed the reaction bearing his name at Colorado State University. At the height of his career, Stille unfortunately died of an airplane accident returning from an ACS meeting. (b) Milstein, D.; Stille, J. K. *J. Am. Chem. Soc.* **1979**, *101*, 4992–4998. (c) Stille, J. K. *Angew. Chem., Int. Ed.* **1986**, *25*, 508–524.
2. Farina, V.; Krishnamurphy, V.; Scott, W. J. *Org. React.* **1997**, *50*, 1–652. (Review).
3. Duncun, M. A. J.; Pattenden, G. J. *Chem. Soc., Perkin Trans. 1* **1999**, 1235–1249. (Review on the intramolecular Stille reaction).
4. Li, J. J.; Yue, W. S. *Tetrahedron Lett.* **1999**, *40*, 4507–4510.
5. Lautens, M.; Rovis, T. *Tetrahedron*, **1999**, *55*, 8967–8976.
6. Mitchell, T. N. *Organotin Reagents in Cross-Coupling Reactions*. In *Metal-Catalyzed Cross-Coupling Reactions* (2nd edn.) De Meijere, A.; Diederich, F. eds., **2004**, *1*, 125–161. Wiley-VCH: Weinheim, Germany. (Review).
7. Schröter, S.; Stock, C.; Bach, T. *Tetrahedron* **2005**, *61*, 2245–2267. (Review).
8. Snyder, S. A.; Corey, E. J. *J. Am. Chem. Soc.* **2006**, *128*, 740–742.
9. Roethle, P. A.; Chen, I. T.; Trauner, D. *J. Am. Chem. Soc.* **2007**, *129*, 8960–8961.
10. Mascitti, V. *Stille Coupling*. In *Name Reactions for Homologations-Part I*; Li, J. J., Corey, E. J., Eds.; Wiley & Sons: Hoboken, NJ, **2009**, pp 133–162. (Review).

Stille–Kelly reaction

Palladium-catalyzed intramolecular cross-coupling reaction of bis-aryl halides using ditin reagents.



Example 1⁶

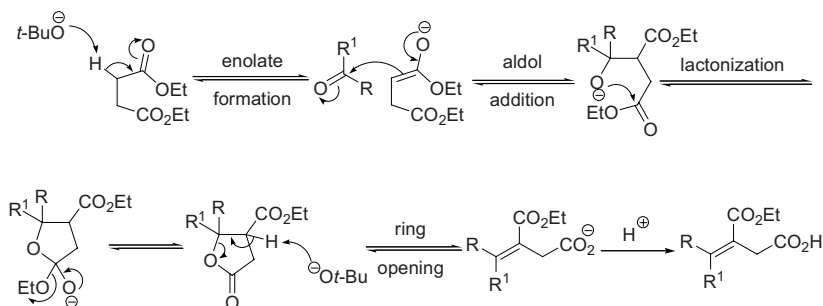
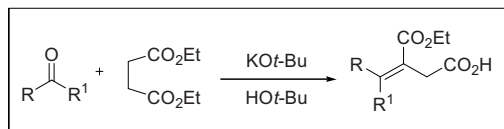


References

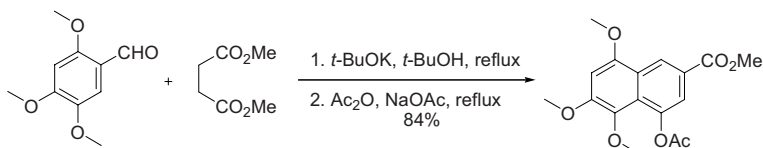
- Kelly, T. R.; Li, Q.; Bhushan, V. *Tetrahedron Lett.* **1990**, *31*, 161–164.
- Grigg, R.; Teasdale, A.; Sridharan, V. *Tetrahedron Lett.* **1991**, *32*, 3859–3862.
- Iyoda, M.; Miura, M.; Sasaki, S.; Kabir, S. M. H.; Kuwatani, Y.; Yoshida, M. *Heterocycles* **1997**, *38*, 4581–4582.
- Fukuyama, Y.; Yaso, H.; Nakamura, K.; Kodama, M. *Tetrahedron Lett.* **1999**, *40*, 105–108.
- Iwaki, T.; Yasuhara, A.; Sakamoto, T. *J. Chem. Soc., Perkin Trans. 1* **1999**, 1505–1510.
- Yue, W. S.; Li, J. *J. Org. Lett.* **2002**, *4*, 2201–2203.
- Olivera, R.; SanMartin, R.; Tellitu, I.; Dominguez, E. *Tetrahedron* **2002**, *58*, 3021–3037.
- Mascitti, V. *Stille Coupling*. In *Name Reactions for Homologations-Part I*; Li, J. J., Corey, E. J., Eds.; Wiley & Sons: Hoboken, NJ, **2009**, pp 133–162. (Review).

Stobbe condensation

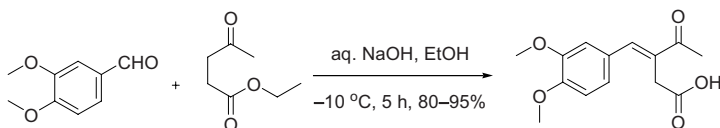
Condensation of diethyl succinate and its derivatives with carbonyl compounds in the presence of bases.



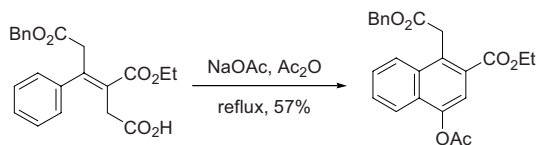
Example 1, Stobbe condensation and cyclization⁵



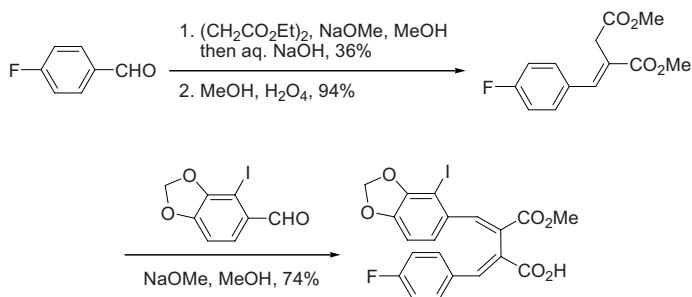
Example 2, Stobbe condensation⁶



Example 3, Cyclization of the Stobbe product⁷



Example 4, Two sequential Stobbe condensations⁹

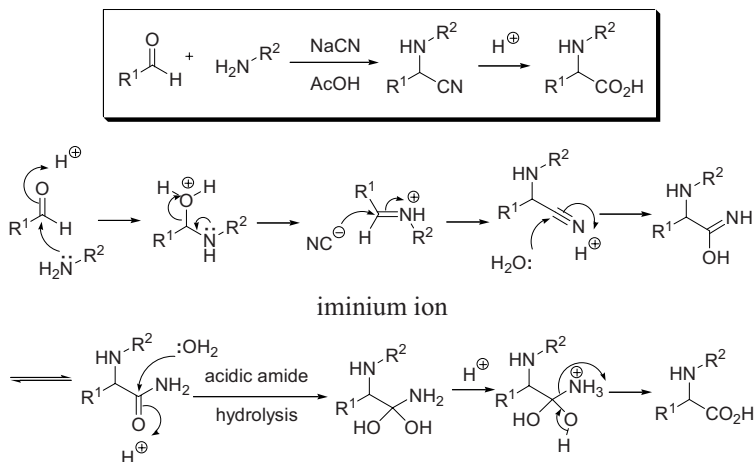


References

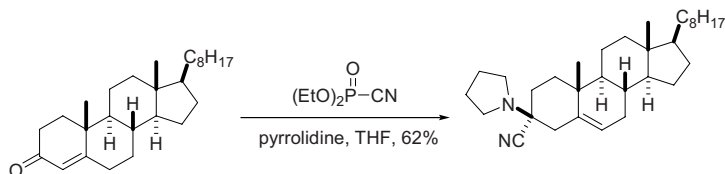
1. Stobbe, H. *Ber.* **1893**, *26*, 2312. Hans Stobbe (1860–1938) was born in Tiehenhof, Germany. He earned his Ph.D. in 1889 at the University of Leipzig where he became a professor in 1894.
2. Zerrer, R.; Simchen, G. *Synthesis* **1992**, 922–924.
3. Yvon, B. L.; Datta, P. K.; Le, T. N.; Charlton, J. L. *Synthesis* **2001**, 1556–1560.
4. Liu, J.; Brooks, N. R. *Org. Lett.* **2002**, *4*, 3521–3524.
5. Giles, R. G. F.; Green, I. R.; van Eeden, N. *Eur. J. Org. Chem.* **2004**, 4416–4423.
6. Mahajan, V. A.; Shinde, P. D.; Borate, H. B.; Wakharkar, R. D. *Tetrahedron Lett.* **2005**, *46*, 1009–1012.
7. Sato, A.; Scott, A.; Asao, T.; Lee, M. *J. Org. Chem.* **2006**, *71*, 4692–4695.
8. Kapferer, T.; Brückner, R. *Eur. J. Org. Chem.* **2006**, 2119–2133.
9. Mizufune, H.; Nakamura, M.; Mitsudera, H. *Tetrahedron* **2006**, *62*, 8539–8549.
10. Lowell, A. N.; Fennie, M. W.; Kozlowski, M. C. *J. Org. Chem.* **2008**, *73*, 1911–1918.

Strecker amino acid synthesis

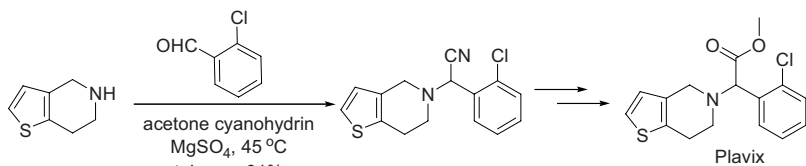
Sodium cyanide-promoted condensation of aldehyde, or ketone, with amine to afford α -amino nitrile, which may be hydrolyzed to α -amino acid.



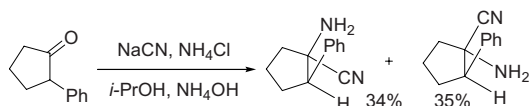
Example 1, Soluble cyanide source²

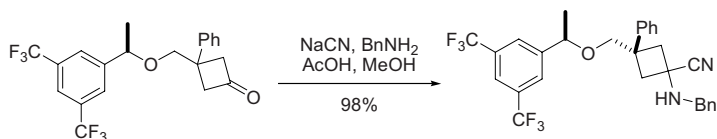


Example 2³



Example 3⁸



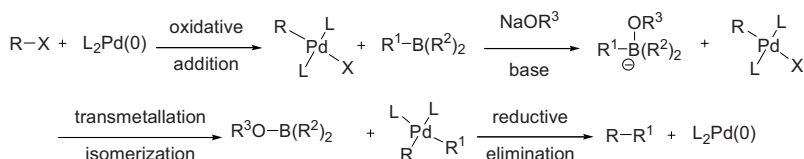
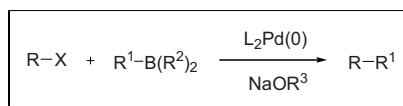
Example 4⁹

References

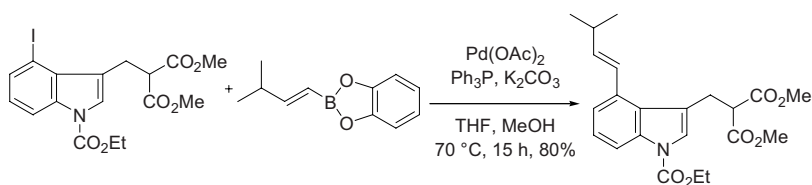
1. Strecker, A. *Ann.* **1850**, 75, 27–45.
2. Harusawa, S.; Hamada, Y.; Shioiri, T. *Tetrahedron Lett.* **1979**, 20, 4663–4666.
3. Burgos, A.; Herbert, J. M.; Simpson, I. *J. Labelled. Compd. Radiopharm.* **2000**, 43, 891–898.
4. Ishitani, H.; Komiyama, S.; Hasegawa, Y.; Kobayashi, S. *J. Am. Chem. Soc.* **2000**, 122, 762–766.
5. Yet, L. *Recent Developments in Catalytic Asymmetric Strecker-Type Reactions*, in *Organic Synthesis Highlights V*, Schmalz, H.-G.; Wirth, T. eds.; Wiley-VCH: Weinheim, Germany, **2003**, pp 187–193. (Review).
6. Meyer, U.; Breitling, E.; Bisel, P.; Frahm, A. W. *Tetrahedron: Asymmetry* **2004**, 15, 2029–2037.
7. Huang, J.; Corey, E. J. *Org. Lett.* **2004**, 6, 5027–5029.
8. Catiuela, C.; Lasa, M.; Lopez, P. *Tetrahedron: Asymmetry* **2005**, 16, 2613–2523.
9. Wroblewski, M. L.; Reichard, G. A.; Paliwal, S.; Shah, S.; Tsui, H.-C.; Duffy, R. A.; Lachowicz, J. E.; Morgan, C. A.; Varty, G. B.; Shih, N.-Y. *Bioorg. Med. Chem. Lett.* **2006**, 16, 3859–3863.
10. Galatsis, P. *Strecker amino acid synthesis*. In *Name Reactions for Functional Group Transformations*; Li, J. J., Corey, E. J., Eds.; John Wiley & Sons: Hoboken, NJ, **2007**, pp 477–499. (Review).
11. Belokon, Y. N.; Hunt, J.; North, M. *Tetrahedron: Asymmetry* **2008**, 19, 2804–2815.

Suzuki–Miyaura coupling

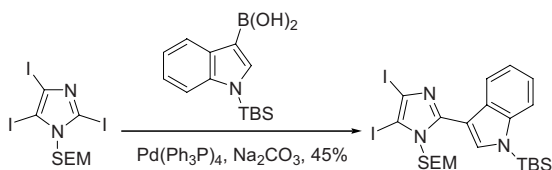
Palladium-catalyzed cross-coupling reaction of organoboranes with organic halides, triflates, *etc.* In the presence of a base (transmetallation is reluctant to occur without the activating effect of a base). For the catalytic cycle, see Kumada coupling on page 325.



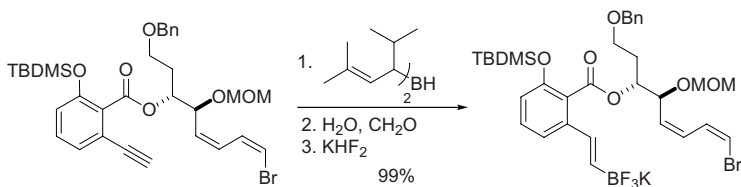
Example 1²

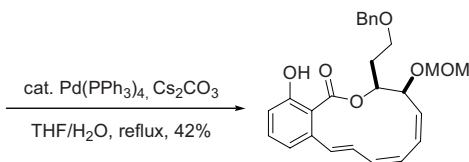


Example 2⁴

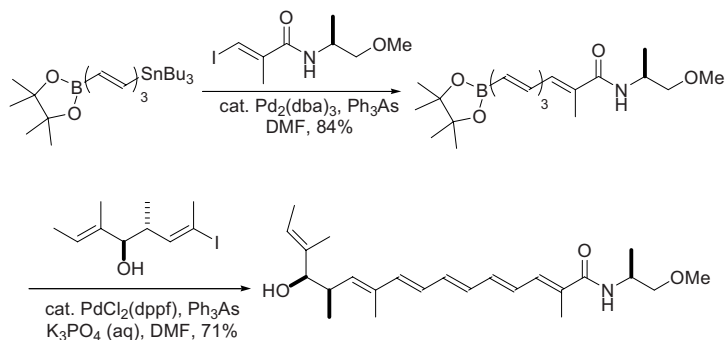


Example 3, Intramolecular Suzuki–Miyaura coupling⁸





Example 4⁹

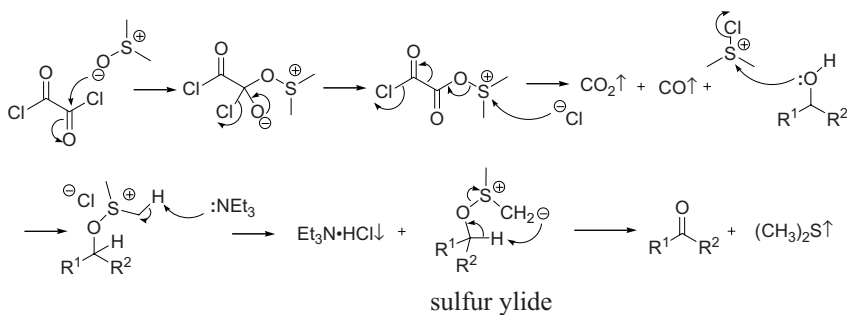
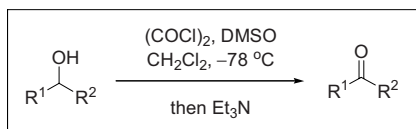


References

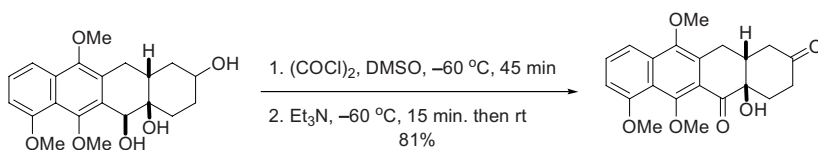
1. (a) Miyaura, N.; Yamada, K.; Suzuki, A. *Tetrahedron Lett.* **1979**, *36*, 3437–3440. (b) Miyaura, N.; Suzuki, A. *Chem. Commun.* **1979**, 866–867.
2. Tidwell, J. H.; Peat, A. J.; Buchwald, S. L. *J. Org. Chem.* **1994**, *59*, 7164–7168.
3. Miyaura, N.; Suzuki, A. *Chem. Rev.* **1995**, *95*, 2457–2483. (Review).
4. (a) Kawasaki, I.; Katsuma, H.; Nakayama, Y.; Yamashita, M.; Ohta, S. *Heterocycles* **1998**, *48*, 1887–1901. (b) Kawaski, I.; Yamashita, M.; Ohta, S. *Chem. Pharm. Bull.* **1996**, *44*, 1831–1839.
5. Suzuki, A. In *Metal-catalyzed Cross-coupling Reactions*; Diederich, F.; Stang, P. J., Eds.; Wiley-VCH: Weinheim, Germany, **1998**, 49–97. (Review).
6. Stanforth, S. P. *Tetrahedron* **1998**, *54*, 263–303. (Review).
7. Zapf, A. *Coupling of Aryl and Alkyl Halides with Organoboron Reagents (Suzuki Reaction)*. In *Transition Metals for Organic Synthesis* (2nd edn.); Beller, M.; Bolm, C. eds., **2004**, *1*, 211–229. Wiley-VCH: Weinheim, Germany. (Review).
8. Molander, G. A.; Dehmel, F. *J. Am. Chem. Soc.* **2004**, *126*, 10313–10318.
9. Coleman, R. S.; Lu, X.; Modolo, I. *J. Am. Chem. Soc.* **2007**, *129*, 3826–3827.
10. Wolfe, J. P.; Nakhla, J. S. *Suzuki coupling*. In *Name Reactions for Homologations-Part I*; Li, J. J., Corey, E. J., Eds.; Wiley & Sons: Hoboken, NJ, **2009**, pp 163–184. (Review).

Swern oxidation

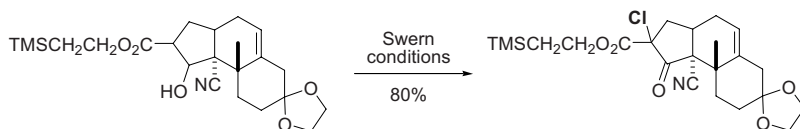
Oxidation of alcohols to the corresponding carbonyl compounds using $(\text{COCl})_2$, DMSO, and quenching with Et_3N .



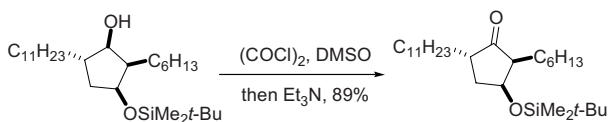
Example 1²

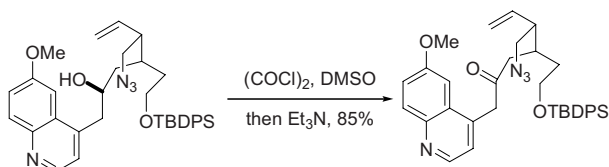


Example 2³



Example 3⁵



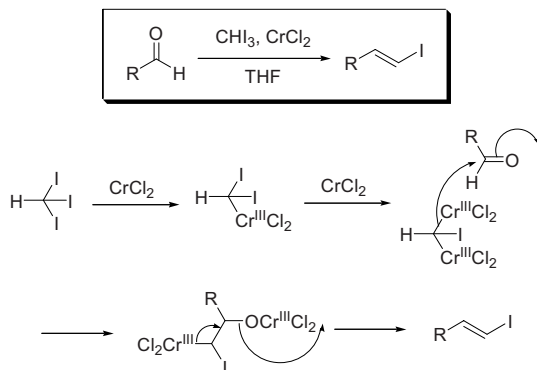
Example 4⁷

References

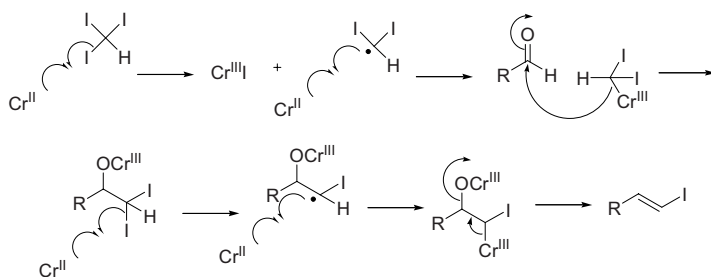
1. (a) Huang, S. L.; Omura, K.; Swern, D. *J. Org. Chem.* **1976**, *41*, 3329–3331. (b) Huang, S. L.; Omura, K.; Swern, D. *Synthesis* **1978**, *4*, 297–299. (c) Mancuso, A. J.; Huang, S.-L.; Swern, D. *J. Org. Chem.* **1978**, *43*, 2480–2482.
2. Ghera, E.; Ben-David, Y. *J. Org. Chem.* **1988**, *53*, 2972–2979.
3. Smith, A. B., III; Leenay, T. L.; Liu, H. J.; Nelson, L. A. K.; Ball, R. G. *Tetrahedron Lett.* **1988**, *29*, 49–52.
4. Tidwell, T. T. *Org. React.* **1990**, *39*, 297–572. (Review).
5. Chadka, N. K.; Batcho, A. D.; Tang P. C.; Courtney, L. F.; Cook C. M.; Wovliulich, P. M.; Usković, M. R. *J. Org. Chem.* **1991**, *56*, 4714–4718.
6. Harris, J. M.; Liu, Y.; Chai, S.; Andrews, M. D.; Vederas, J. C. *J. Org. Chem.* **1998**, *63*, 2407–2409. (Odorless protocols).
7. Stork, G.; Niu, D.; Fujimoto, R. A.; Koft, E. R.; Bakovec, J. M.; Tata, J. R.; Dake, G. R. *J. Am. Chem. Soc.* **2001**, *123*, 3239–3242.
8. Nishide, K.; Ohsugi, S.-i.; Fudesaka, M.; Kodama, S.; Node, M. *Tetrahedron Lett.* **2002**, *43*, 5177–5179. (Another odorless protocols).
9. Kawaguchi, T.; Miyata, H.; Ataka, K.; Mae, K.; Yoshida, J.-i. *Angew. Chem., Int. Ed.* **2005**, *44*, 2413–2416.
10. Ahmad, N. M. *Swern oxidation*. In *Name Reactions for Functional Group Transformations*; Li, J. J., Corey, E. J., Eds.; John Wiley & Sons: Hoboken, NJ, **2007**, pp 291–308. (Review).
11. Lopez-Alvarado, P; Steinhoff, J; Miranda, S; Avendano, C; Menendez, J. C. *Tetrahedron* **2009**, *65*, 1660–1672.

Takai reaction

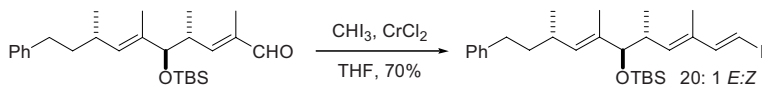
Stereoselective conversion of an aldehyde to the corresponding *E*-vinyl iodide using CHI_3 and CrCl_2 .



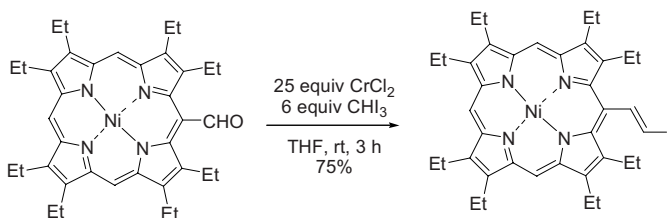
A radical mechanism was recently proposed¹⁰

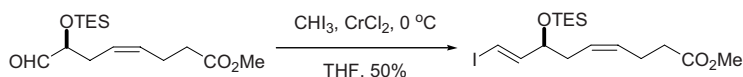
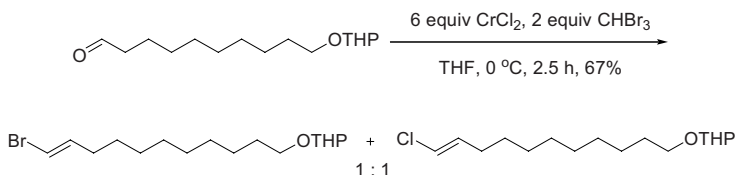
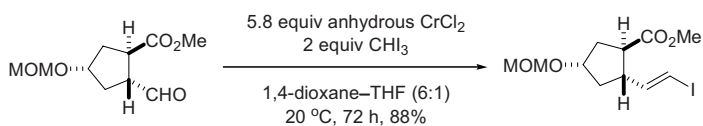


Example 1²



Example 2³



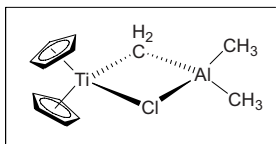
Example 3⁴Example 4, A Br/Cl variant⁹Example 5¹⁰

References

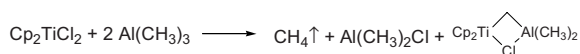
1. Takai, K.; Nitta, Utimoto, K. *J. Am. Chem. Soc.* **1986**, *108*, 7408–7410.
2. Andrus, M. B.; Lepore, S. D.; Turner, T. M. *J. Am. Chem. Soc.* **1997**, *119*, 12159–12169.
3. Arnold, D. P.; Hartnell, R. D. *Tetrahedron* **2001**, *57*, 1335–1345.
4. Rodriguez, A. R.; Spur, B. W. *Tetrahedron Lett.* **2004**, *45*, 8717–8724.
5. Dineen, T. A.; Roush, W. R. *Org. Lett.* **2004**, *6*, 2043–2046.
6. Lipomi, D. J.; Langille, N. F.; Panek, J. S. *Org. Lett.* **2004**, *6*, 3533–3536.
7. Paterson, I.; Mackay, A. C. *Synlett* **2004**, 1359–1362.
8. Concellón, J. M.; Bernad, P. L.; Méjica, C. *Tetrahedron Lett.* **2005**, *46*, 569–571.
9. Gung, B. W.; Gibeau, C.; Jones, A. *Tetrahedron: Asymmetry* **2005**, *16*, 3107–3114.
10. Legrand, F.; Archambaud, S.; Collet, S.; Aphecetche-Julienne, K.; Guingant, A.; Evain, M. *Synlett* **2008**, 389–393.

Tebbe's reagent

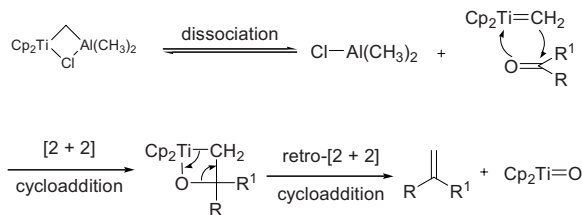
The Tebbe's reagent, μ -chlorobis(cyclopentadienyl)(dimethylaluminium)- μ -methylene-titanium, transforms a carbonyl compound to the corresponding *exo*-olefin.



Preparation:^{2,6}



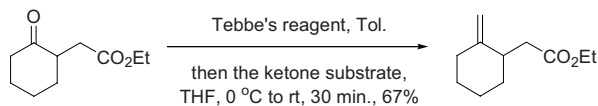
Mechanism:³



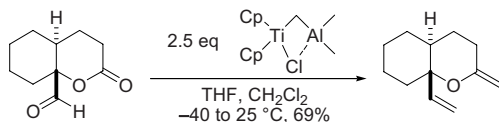
oxatitanacyclobutane

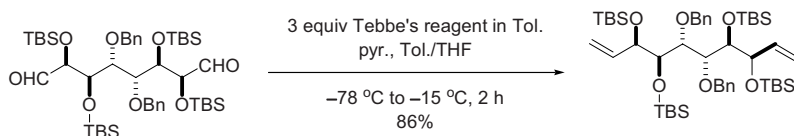
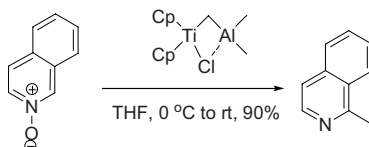
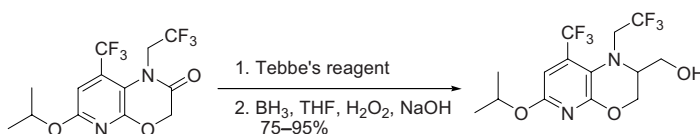
formation of the strong Ti=O is the driving force.

Example 1, Ketone²



Example 2, Double Tebbe⁴



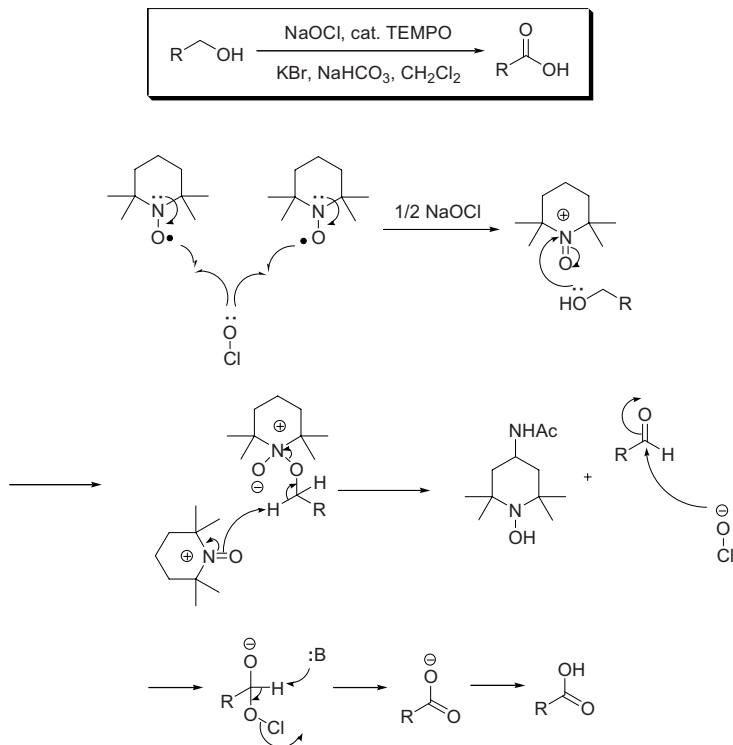
Example 3, Double Tebbe⁵Example 4, *N*-Oxide⁶Example 5, Amide¹¹

References

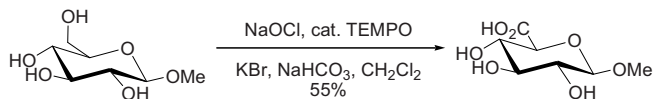
1. Tebbe, F. N.; Parshall, G. W.; Reddy, G. S. *J. Am. Chem. Soc.* **1978**, *100*, 3611–3613.
2. Pine, S. H.; Pettit, R. J.; Geib, G. D.; Cruz, S. G.; Gallego, C. H.; Tijerina, T.; Pine, R. D. *J. Org. Chem.* **1985**, *50*, 1212–1216.
3. Cannizzo, L. F.; Grubbs, R. H. *J. Org. Chem.* **1985**, *50*, 2386–2387.
4. Philippo, C. M. G.; Vo, N. H.; Paquette, L. A. *J. Am. Chem. Soc.* **1991**, *113*, 2762–2764.
5. Ikemoto, N.; Schreiber, L. S. *J. Am. Chem. Soc.* **1992**, *114*, 2524–2536.
6. Pine, S. H. *Org. React.* **1993**, *43*, 1–98. (Review).
7. Nicolaou, K. C.; Koumbis, A. E.; Snyder, S. A.; Simonsen, K. B. *Angew. Chem., Int. Ed.* **2000**, *39*, 2529–2533.
8. Straus, D. A. *Encyclopedia of Reagents for Organic Synthesis*; John Wiley & Sons, **2000**. (Review).
9. Payack, J. F.; Hughes, D. L.; Cai, D.; Cottrell, I. F.; Verhoeven, T. R. *Org. Syn., Coll. Vol. 10*, **2004**, p 355.
10. Beadham, I.; Micklefield, J. *Curr. Org. Synth.* **2005**, *2*, 231–250. (Review).
11. Long, Y. O.; Higuchi, R. I.; Caferro, T. S. R.; Lau, T. L. S.; Wu, M.; Cummings, M. L.; Martinborough, E. A.; Marschke, K. B.; Chang, W. Y.; Lopez, F. J.; Karanewsky, D. S.; Zhi, L. *Bioorg. Med. Chem. Lett.* **2008**, *18*, 2967–2971.
12. Zhang, J. *Tebbe reagent*. In *Name Reactions for Homolotions-Part I*; Li, J. J., Corey, E. J., Eds., Wiley & Sons: Hoboken, NJ, **2009**, pp 319–333. (Review).

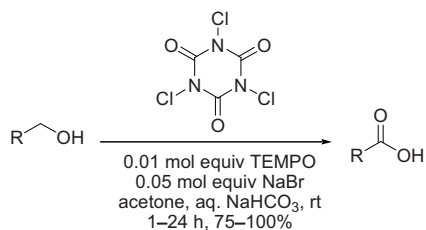
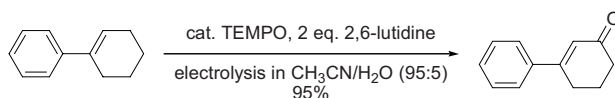
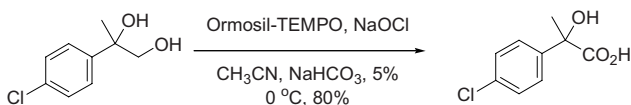
TEMPO oxidation

TEMPO = **T**etramethyl **p**entahydropyridine **o**xide. 2,2,6,6-Tetramethylpiperidinyloxy is a stable nitroxyl radical, which serves in oxidations as catalyst



Example 1⁴



Example 2, Trichloroisocyanuric/TEMPO Oxidation⁵Example 3⁸Example 4¹⁰

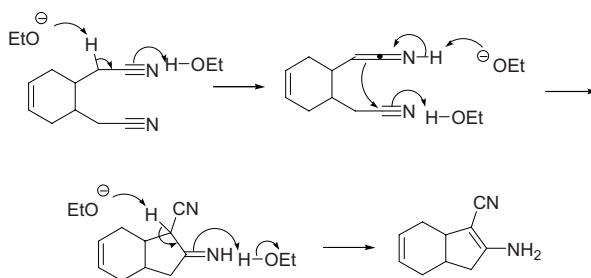
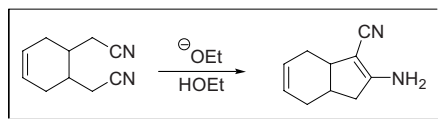
“Ormosil-TEMPO” is a sol-gel hydrophobized nanostructured silica matrix doped with TEMPO

References

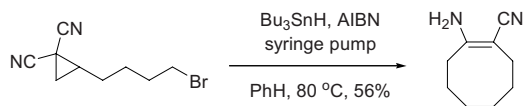
1. Garapon, J.; Sillion, B.; Bonnier, J. M. *Tetrahedron Lett.* **1970**, *11*, 4905–4908.
2. de Nooy, A. E.; Besemer, A. C.; van Bekkum, H. *Synthesis* **1996**, 1153–1174. (Review).
3. Rychnovsky, S. D.; Vaidyanathan, R. *J. Org. Chem.* **1999**, *64*, 310–312.
4. Fabbrini, M.; Galli, C.; Gentili, P.; Macchitella, D. *Tetrahedron Lett.* **2001**, *42*, 7551–7553.
5. De Luca, L.; Giacomelli, G.; Masala, S.; Porcheddu, A. *J. Org. Chem.* **2003**, *45*, 4999–5001.
6. Ciriminna, R.; Pagliaro, M. *Tetrahedron Lett.* **2004**, *45*, 6381–6383.
7. Tashino, Y.; Togo, H. *Synlett* **2004**, 2010–2012.
8. Breton, T.; Liaigre, D.; Belgsir, E. M. *Tetrahedron Lett.* **2005**, *46*, 2487–2490.
9. Chauvin, A.-L.; Nepogodiev, S. A.; Field, R. A. *J. Org. Chem.* **2005**, *47*, 960–966.
10. Gancitano, P.; Ciriminna, R.; Testa, M. L.; Fidalgo, A.; Ilharco, L. M.; Pagliaro, M. *Org. Biomol. Chem.* **2005**, *3*, 2389–2392.
11. Zhang, M.; Chen, C.; Ma, W.; Zhao, J. *Angew. Chem., Int. Ed.* **2008**, *47*, 9730–9733.

Thorpe–Ziegler reaction

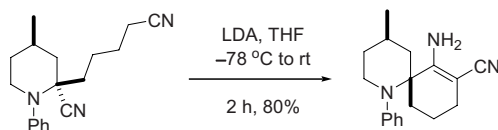
The intramolecular version of the Thorpe reaction, which is base-catalyzed self-condensation of nitriles to yield imines that tautomerize to enamine.



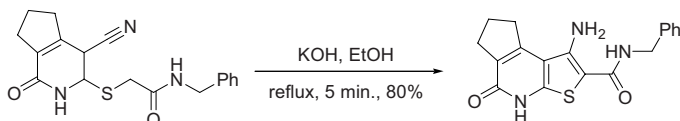
Example 1, A radical Thorpe–Ziegler reaction²

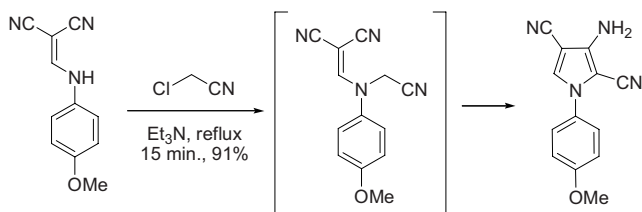


Example 2⁵



Example 3⁸



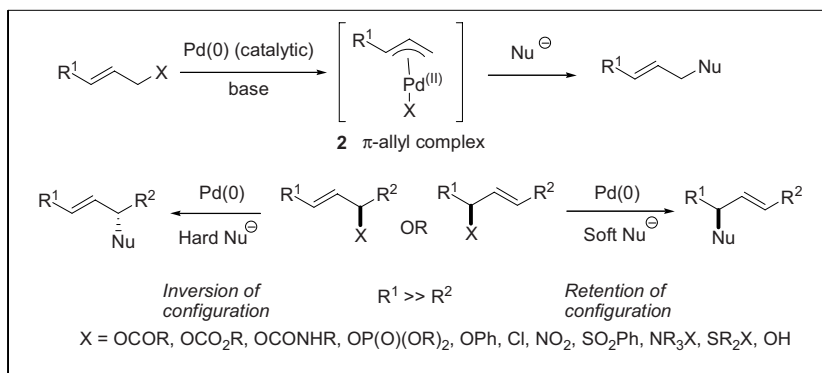
Example 4⁹

References

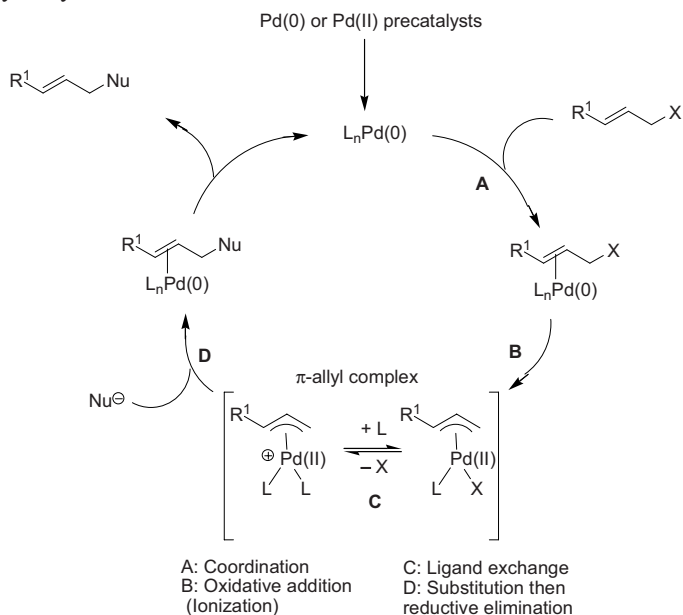
1. (a) Baron, H.; Remfry, F. G. P.; Thorpe, Y. F. *J. Chem. Soc.* **1904**, 85, 1726–1761. (b) Ziegler, K. *et al. Ann.* **1933**, 504, 94–130. Karl Ziegler (1898–1973), born in Helsa, Germany, received his Ph.D. in 1920 from von Auwers at the University of Marburg. He became the director of the Max-Planck-Institut für Kohlenforschung at Mülheim/Ruhr in 1943. He shared the Nobel Prize in Chemistry in 1963 with Giulio Natta (1903–1979) for their work in polymer chemistry. The Ziegler–Natta catalyst is widely used in polymerization.
2. Curran, D. P.; Liu, W. *Synlett* **1999**, 117–119.
3. Dansou, B.; Pichon, C.; Dhal, R.; Brown, E.; Mille, S. *Eur. J. Org. Chem.* **2000**, 1527–1531.
4. Keller, L.; Dumas, F.; Pizzonero, M.; d’Angelo, J.; Morgant, G.; Nguyen-Huy, D. *Tetrahedron Lett.* **2002**, 43, 3225–3228.
5. Malassene, R.; Toupet, L.; Hurvois, J.-P.; Moinet, C. *Synlett* **2002**, 895–898.
6. Satoh, T.; Wakasugi, D. *Tetrahedron Lett.* **2003**, 44, 7517–7520.
7. Wakasugi, D.; Satoh, T. *Tetrahedron* **2005**, 61, 1245–1256.
8. Dotsenko, V. V.; Krivokolysko, S. G.; Litvinov, V. P. *Monatsh. Chem.* **2008**, 139, 271–275.
9. Salaheldin, A. M.; Oliveira-Campos, A. M. F.; Rodrigues, L. M. *ARKIVOC* **2008**, 180–190.
10. Miszke, A.; Foks, H.; Brozewicz, K.; Kedzia, A.; Kwapisz, E.; Zwolska, Z. *Heterocycles* **2008**, 75, 2723–2734.

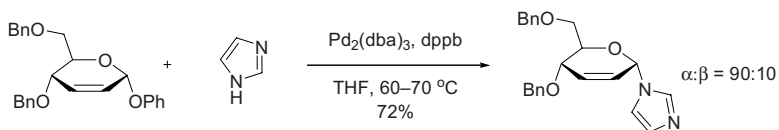
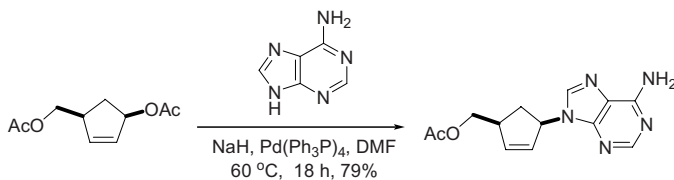
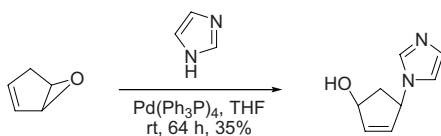
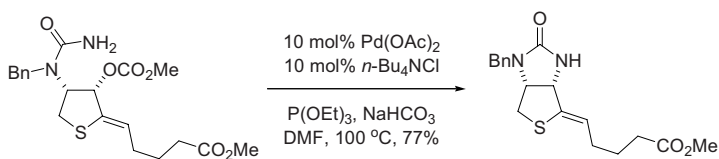
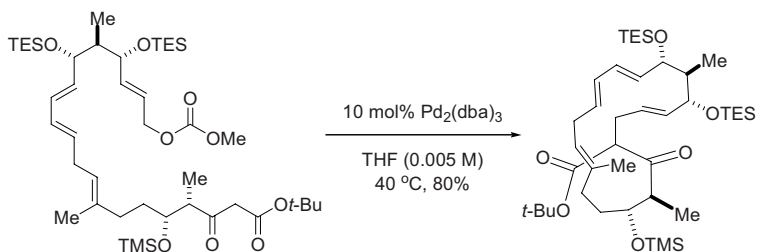
Tsuji–Trost reaction

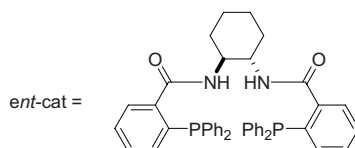
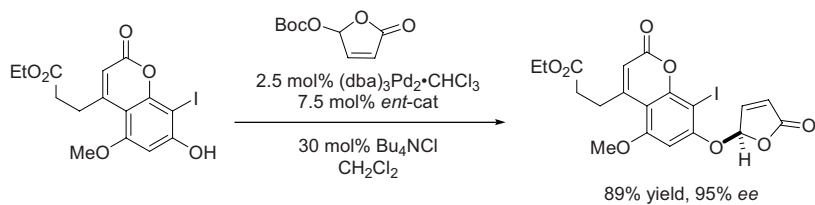
The Tsuji–Trost reaction is the palladium-catalyzed substitution of allylic leaving groups by carbon nucleophiles. These reactions proceed via π -allylpalladium intermediates.



The catalytic cycle:



Example 1, Allylic ether³Example 2, Allylic acetate³Example 3, Allylic epoxide⁵Example 4, Intramolecular Tsuji–Trost reaction⁶Example 5, Intramolecular Tsuji–Trost reaction⁷

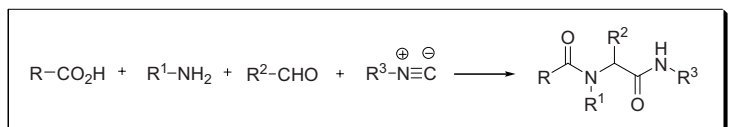
Example 6, Asymmetric Tsuji–Trost reaction⁸

References

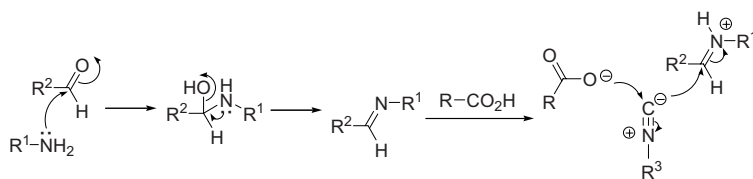
1. (a) Tsuji, J.; Takahashi, H.; Morikawa, M. *Tetrahedron Lett.* **1965**, *6*, 4387–4388. (b) Tsuji, J. *Acc. Chem. Res.* **1969**, *2*, 144–152. (Review).
2. Godleski, S. A. In *Comprehensive Organic Synthesis*; Trost, B. M.; Fleming, I., eds.; Vol. 4. Chapter 3.3. Pergamon: Oxford, **1991**. (Review).
3. Bolitt, V.; Chaguir, B.; Sinou, D. *Tetrahedron Lett.* **1992**, *33*, 2481–2484.
4. Moreno-Mañas, M.; Pleixats, R. In *Advances in Heterocyclic Chemistry*; Katritzky, A. R., ed.; Academic Press: San Diego, **1996**, *66*, 73. (Review).
5. Arnau, N.; Cortes, J.; Moreno-Mañas, M.; Pleixats, R.; Villarroya, M. *J. Heterocycl. Chem.* **1997**, *34*, 233–239.
6. Seki, M.; Mori, Y.; Hatsuda, M.; Yamada, S. *J. Org. Chem.* **2002**, *67*, 5527–5536.
7. Vanderwal, C. D.; Vosburg, D. A.; Weiler, S.; Sorenson, E. J. *J. Am. Chem. Soc.* **2003**, *125*, 5393–5407.
8. Trost, B. M.; Toste, F. D. *J. Am. Chem. Soc.* **2003**, *125*, 3090–3100.
9. Behenna, D. C.; Stoltz, B. M. *J. Am. Chem. Soc.* **2004**, *126*, 15044–15045.
10. Fuchter, M. J. *Tsuji–Trost Reaction*. In *Name Reactions for Homologations-Part I*; Li, J. J., Corey, E. J., Eds.; Wiley & Sons: Hoboken, NJ, **2009**, pp 185–211. (Review).

Ugi reaction

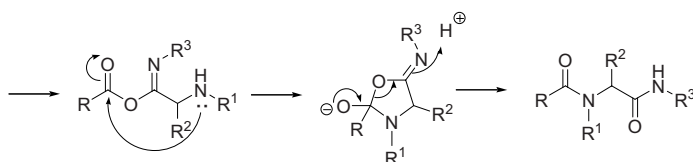
Four-component condensation (4CC) of carboxylic acids, *C*-isocyanides, amines, and carbonyl compounds to afford diamides. *Cf.* Passerini reaction.



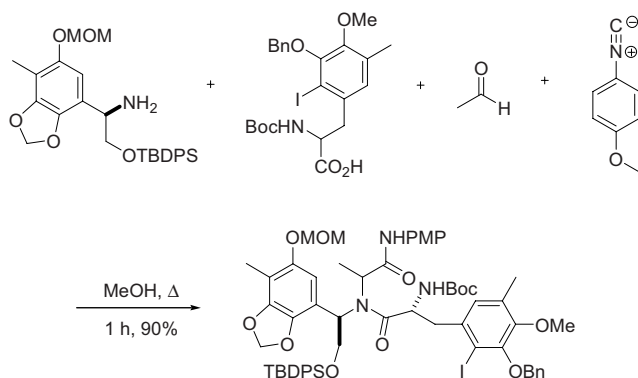
isocyanide

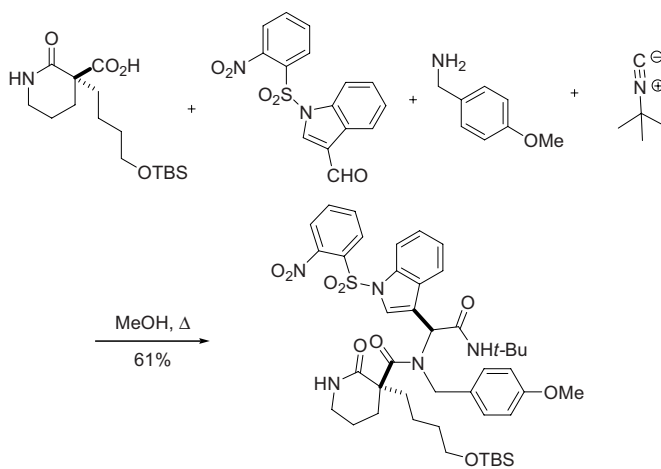
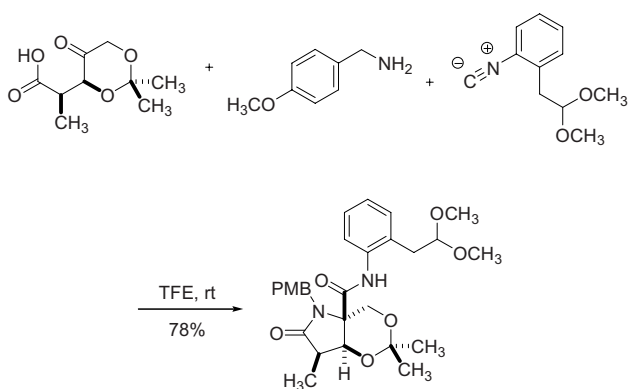
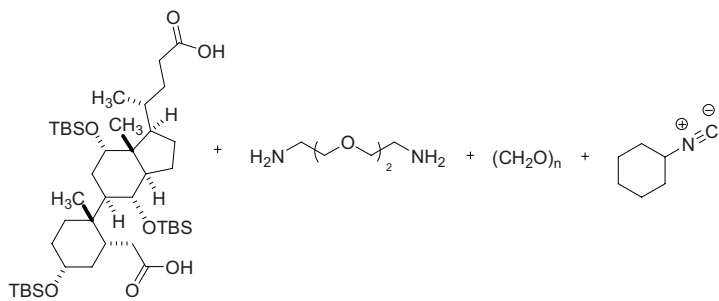


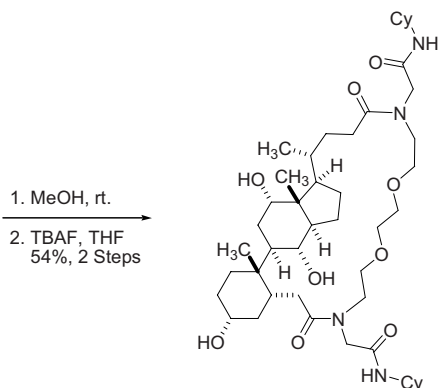
imine



Example 1²



Example 2⁵Example 3⁷Example 4⁸

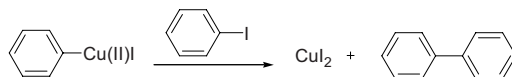
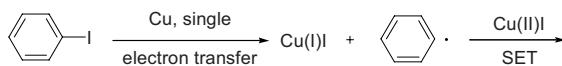
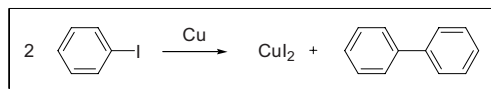


References

- (a) Ugi, I. *Angew. Chem., Int. Ed.* **1962**, *1*, 8–21; (b) Ugi, I.; Offermann, K.; Herlinger, H.; Marquarding, D. *Liebigs Ann. Chem.* **1967**, *709*, 1–10.; (c) Ugi, I.; Kaufhold, G. *Ann.* **1967**, *709*, 11–28; (d) Ugi, I.; Lohberger, S.; Karl, R. In *Comprehensive Organic Synthesis*; Trost, B. M.; Fleming, I., Eds.; Pergamon: Oxford, **1991**, Vol. 2, 1083. (Review); (e) Dömling, A.; Ugi, I. *Angew. Chem., Int. Ed.* **2000**, *39*, 3168. (Review); (f) Ugi, I. *Pure Appl. Chem.* **2001**, *73*, 187–191. (Review).
- Endo, A.; Yanagisawa, A.; Abe, M.; Tohma, S.; Kan, T.; Fukuyama, T. *J. Am. Chem. Soc.* **2002**, *124*, 6552–6554.
- Hebach, C.; Kazmaier, U. *Chem. Commun.* **2003**, 596–597.
- Multicomponent Reactions* J. Zhu, H. Bienaymé, Eds.; Wiley-VCH, Weinheim, **2005**.
- Oguri, H.; Schreiber, S. L. *Org. Lett.* **2005**, *7*, 47–50.
- Dömling, A. *Chem. Rev.* **2006**, *106*, 17–89.
- Gilley, C. B.; Buller, M. J.; Kobayashi, Y. *Org. Lett.* **2007**, *9*, 3631–3634.
- Rivera, D. G.; Pando, O.; Bosch, R.; Wessjohann, L. A. *J. Org. Chem.* **2008**, *73*, 6229–6238.
- Bonger, K. M.; Wennekes, T.; Filippov, D. V.; Lodder, G.; van der Marel, G. A.; Overkleeft, H. S. *Eur. J. Org. Chem.* **2008**, 3678–3688.
- Williams, D. R.; Walsh, M. J. *Ugi Reaction*. In *Name Reactions for Homologations-Part II*; Li, J. J., Corey, E. J., Eds.; Wiley & Sons: Hoboken, NJ, **2009**, pp 786–805. (Review).

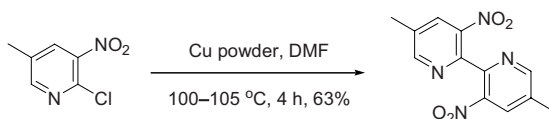
Ullmann coupling

Homocoupling of aryl halides in the presence of Cu or Ni or Pd to afford biaryls.

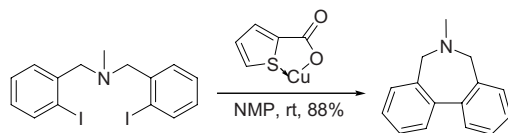


The overall transformation of PhI to PhCu is an oxidative addition process.

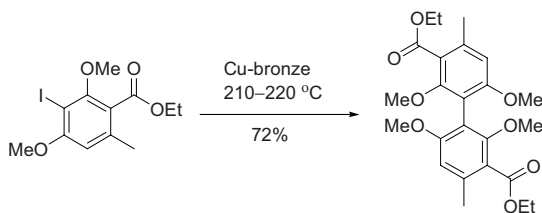
Example 1³

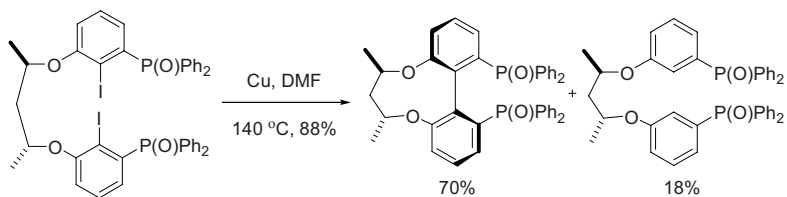
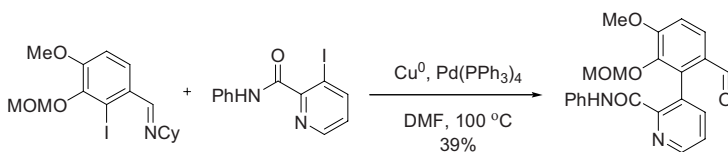


Example 2, CuTC-catalyzed Ullmann coupling⁴



Example 3⁵



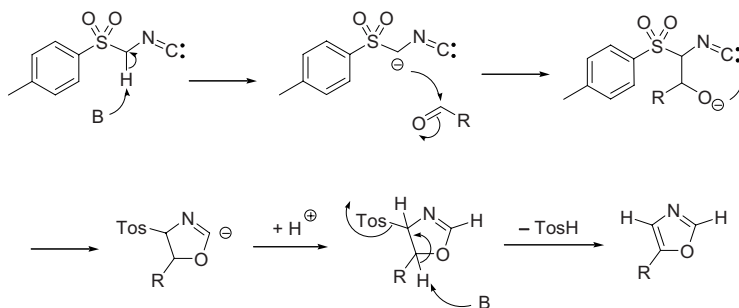
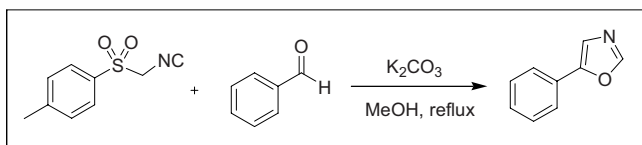
Example 4⁸Example 5⁹

References

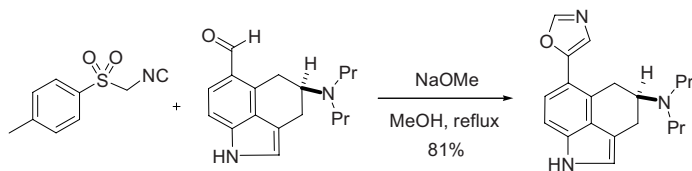
1. (a) Ullmann, F.; Bielecki, J. *Ber.* **1901**, *34*, 2174–2185. Fritz Ullmann (1875–1939), born in Fürth, Bavaria, studied under Graebe at Geneva. He taught at the Technische Hochschule in Berlin and the University of Geneva. (b) Ullmann, F. *Ann.* **1904**, *332*, 38–81.
2. Fanta, P. E. *Synthesis* **1974**, 9–21. (Review).
3. Kaczmarek, L.; Nowak, B.; Zukowski, J.; Borowicz, P.; Sepiol, J.; Grabowska, A. *J. Mol. Struct.* **1991**, *248*, 189–200.
4. Zhang, S.; Zhang, D.; Liebskind, L. S. *J. Org. Chem.* **1997**, *62*, 2312–2313.
5. Hauser, F. M.; Gauuan, P. J. F. *Org. Lett.* **1999**, *1*, 671–672.
6. Buck, E.; Song, Z. J.; Tschaen, D.; Dormer, P. G.; Volante, R. P.; Reider, P. J. *Org. Lett.* **2002**, *4*, 1623–1626.
7. Nelson, T. D.; Crouch, R. D. *Org. React.* **2004**, *63*, 265–556. (Review).
8. Qui, L.; Kwong, F. Y.; Wu, J.; Wai, H. L.; Chan, S.; Yu, W.-Y.; Li, Y.-M.; Guo, R.; Zhou, Z.; Chan, A. S. C. *J. Am. Chem. Soc.* **2006**, *128*, 5955–5965.
9. Markey, M. D.; Fu, Y.; Kelly, T. R. *Org. Lett.* **2007**, *9*, 3255–3257.
10. Ahmad, N. M. *Ullman coupling*. In *Name Reactions for Homologations-Part I*; Li, J. J., Corey, E. J., Eds.; Wiley & Sons: Hoboken, NJ, **2009**, pp 255–267. (Review).

van Leusen oxazole synthesis

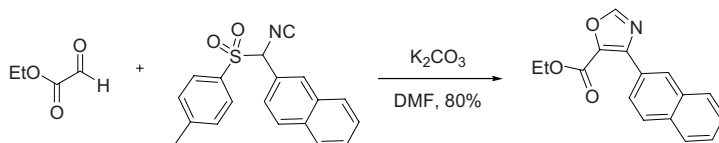
5-Substituted oxazoles through the reaction of *p*-tolylsulfonfylmethyl isocyanide (TosMIC, also known as the van Leusen reagent) with aldehydes in protic solvents at refluxing temperatures.

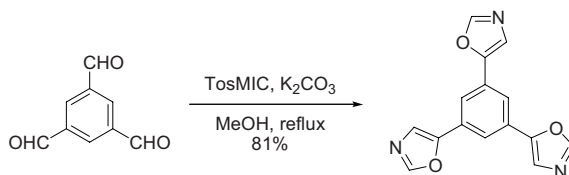
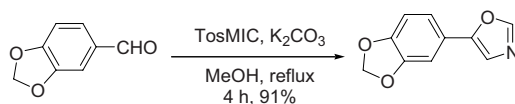


Example 1³



Example 2⁵



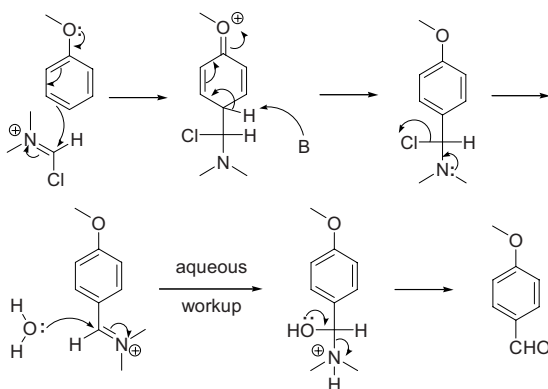
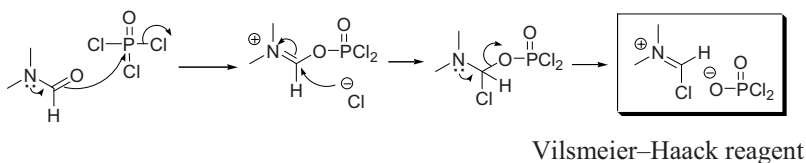
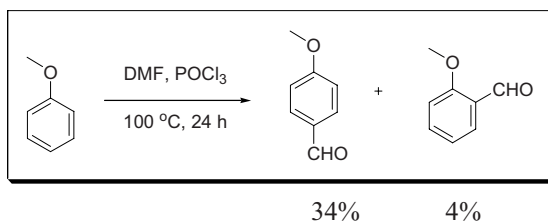
Example 3⁹Example 4¹⁰

References

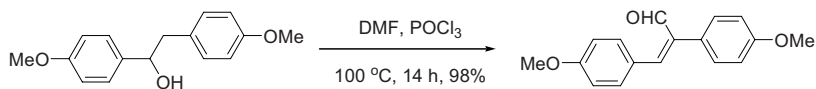
1. (a) van Leusen, A. M.; Hoogenboom, B. E.; Siderius, H. *Tetrahedron Lett.* **1972**, *13*, 2369–2381. (b) Possel, O.; van Leusen, A. M. *Heterocycles* **1977**, *7*, 77–80. (c) Saikachi, H.; Kitagawa, T.; Sasaki, H.; van Leusen, A. M. *Chem. Pharm. Bull.* **1979**, *27*, 793–796. (d) van Nispen, S. P. J. M.; Mensink, C.; van Leusen, A. M. *Tetrahedron Lett.* **1980**, *21*, 3723–3726.
2. van Leusen, A. M.; van Leusen, D. In *Encyclopedia of Reagents of Organic Synthesis*; Paquette, L. A., Ed.; Wiley: New York, **1995**; Vol. 7, 4973–4979. (Review).
3. Anderson, B. A.; Becke, L. M.; Booher, R. N.; Flaugh, M. E.; Harn, N. K.; Kress, T. J.; Varie, D. L.; Wepsiec, J. P. *J. Org. Chem.* **1997**, *62*, 8634–8639.
4. Kulkarni, B. A.; Ganesan, A. *Tetrahedron Lett.* **1999**, *40*, 5633–5636.
5. Sisko, J.; Kassick, A. J.; Mellinger, M.; Filan, J. J.; Allen, A.; Olsen, M. A. *J. Org. Chem.* **2000**, *65*, 1516–1524.
6. Barrett, A. G. M.; Cramp, S. M.; Hennessy, A. J.; Procopiou, P. A.; Roberts, R. S. *Org. Lett.* **2001**, *3*, 271–273.
7. Herr, R. J.; Fairfax, D. J.; Meckler, H.; Wilson, J. D. *Org. Process Res. Dev.* **2002**, *6*, 677–681.
8. Brooks, D. A. *van Leusen Oxazole Synthesis*. In *Name Reactions in Heterocyclic Chemistry*; Li, J. J., Corey, E. J., Eds.; Wiley & Sons: Hoboken, NJ, **2005**, pp 254–259. (Review).
9. Kotha, S.; Shah, V. R. *Synthesis* **2007**, 3653–3658.
10. Besselièvre, F.; Mahuteau-Betzer, F.; Grierson, D. S.; Piguel, S. *J. Org. Chem.* **2008**, *73*, 3278–3280.

Vilsmeier–Haack reaction

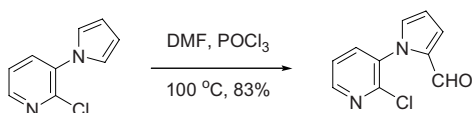
The Vilsmeier–Haack reagent, a chloroiminium salt, is a weak electrophile. Therefore, the Vilsmeier–Haack reaction works better with electron-rich carbocycles and heterocycles.

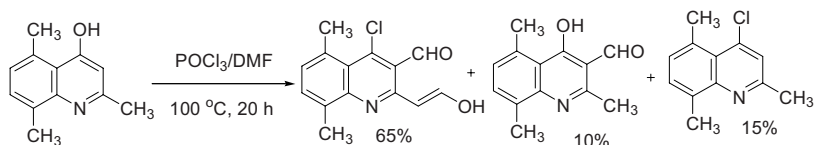
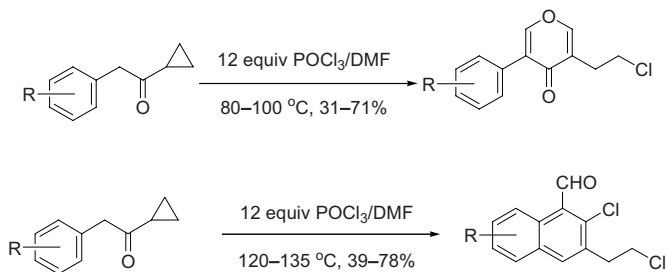


Example 1²



Example 2³



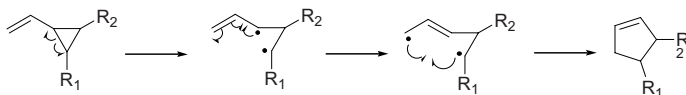
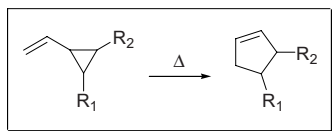
Example 3⁹Example 4¹⁰

References

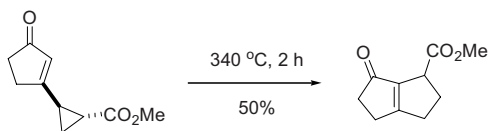
1. Vilsmeier, A.; Haack, A. *Ber.* **1927**, *60*, 119–122.
2. Reddy, M. P.; Rao, G. S. K. *J. Chem. Soc., Perkin Trans. 1* **1981**, 2662–2665.
3. Lancelot, J.-C.; Ladureé, D.; Robba, M. *Chem. Pharm. Bull.* **1985**, *33*, 3122–3128.
4. Marson, C. M.; Giles, P. R. *Synthesis Using Vilsmeier Reagents* CRC Press, **1994**. (Book).
5. Seybold, G. *J. Prakt. Chem.* **1996**, *338*, 392–396 (Review).
6. Jones, G.; Stanforth, S. P. *Org. React.* **1997**, *49*, 1–330. (Review).
7. Jones, G.; Stanforth, S. P. *Org. React.* **2000**, *56*, 355–659. (Review).
8. Tasneem, *Synlett* **2003**, 138–139. (Review of the Vilsmeier–Haack reagent).
9. Nandhakumar, R.; Suresh, T.; Jude, A. L. C.; Kannan, V. R.; Mohan, P. S. *Eur. J. Med. Chem.* **2007**, *42*, 1128–1136.
10. Tang, X.-Y.; Shi, M. *J. Org. Chem.* **2008**, *73*, 8317–8320.
11. Pundeer, R.; Ranjan, P.; Pannu, K.; Prakash, O. *Synth. Commun.* **2009**, *39*, 316–324.

Vinylcyclopropane–cyclopentene rearrangement

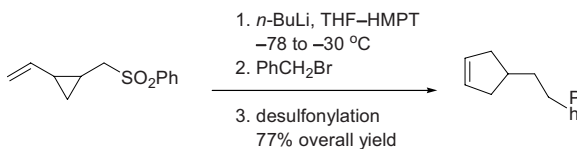
Transformation of vinylcyclopropane to cyclopentene *via* a diradical intermediate.



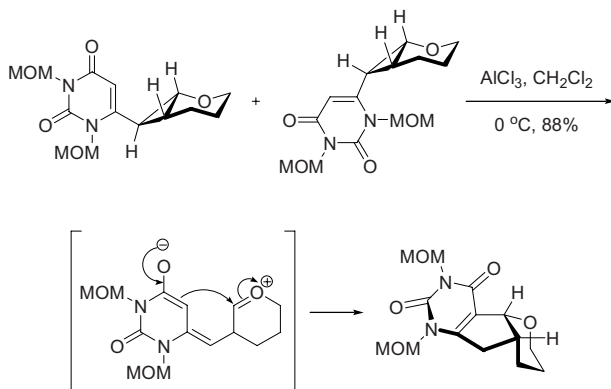
Example 1¹

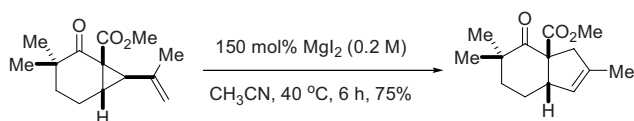


Example 2²



Example 3⁹



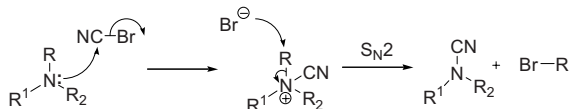
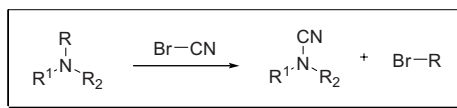
Example 4¹⁰

References

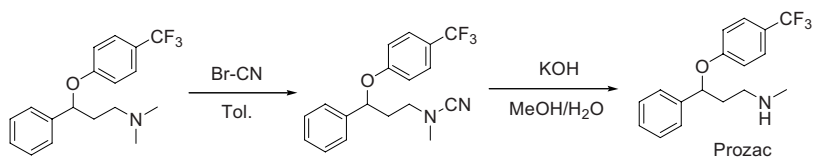
1. Brule, D.; Chalchat, J. C.; Garry, R. P.; Lacroix, B.; Michet, A.; Vessier, R. *Bull. Soc. Chim. Fr.* **1981**, 1–2, 57–64.
2. Danheiser, R. L.; Bronson, J. J.; Okano, K. *J. Am. Chem. Soc.* **1985**, 107, 4579–4581.
3. Hudlický, T.; Kutchan, T. M.; Naqvi, S. M. *Org. React.* **1985**, 33, 247–335. (Review).
4. Goldschmidt, Z.; Crammer, B. *Chem. Soc. Rev.* **1988**, 17, 229–267. (Review).
5. Sonawane, H. R.; Bellur, N. S.; Kulkarni, D. G.; Ahuja, J. R. *Synlett* **1993**, 875–884. (Review).
6. Hiroi, K.; Arinaga, Y. *Tetrahedron Lett.* **1994**, 35, 153–156.
7. Baldwin, J. E. *Chem. Rev.* **2003**, 103, 1197–1212. (Review).
8. Wang, S. C.; Tantillo, D. J. *J. Organomet. Chem.* **2006**, 691, 4386–4392.
9. Zhang, F.; Kulesza, A.; Rani, S.; Bernet, B.; Vasella, A. *Helv. Chim. Acta* **2008**, 91, 1201–1218.
10. Coscia, R. W.; Lambert, T. H. *J. Am. Chem. Soc.* **2009**, 131, 2496–2498.

von Braun reaction

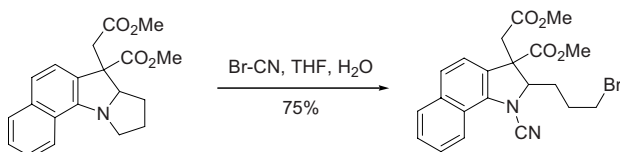
Different from the von Braun degradation reaction (amide to nitrile), the von Braun reaction refers to the treatment of tertiary amines with cyanogen bromide, resulting in a substituted cyanamide.



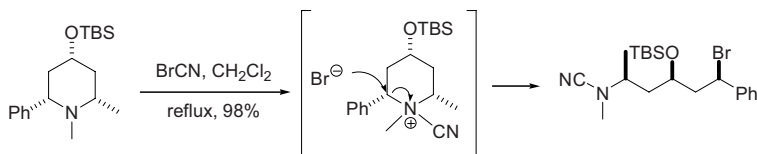
Example 1⁴



Example 2⁵



Example 3⁹



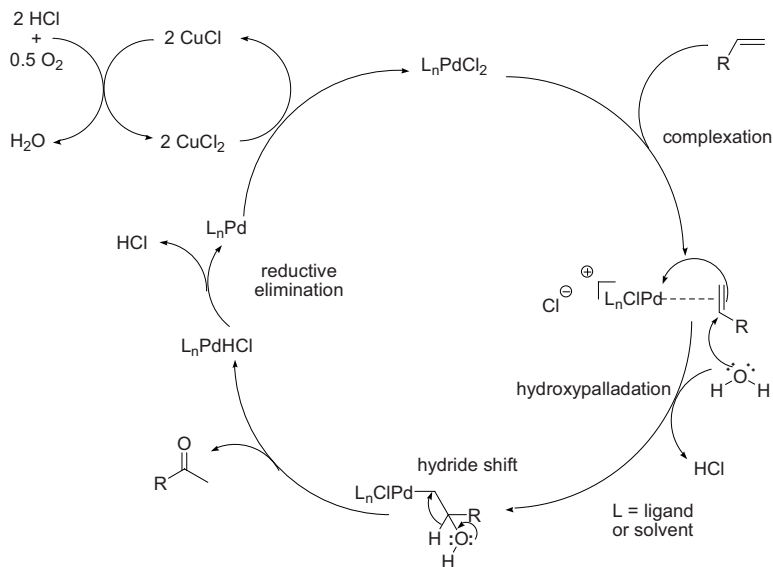
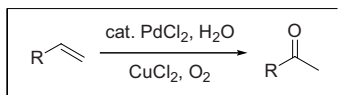
References

1. von Braun, *J. Ber.* **1907**, *40*, 3914–3933. Julius von Braun (1875–1940) was born in Warsaw, Poland. He was a Professor of Chemistry at Frankfurt.

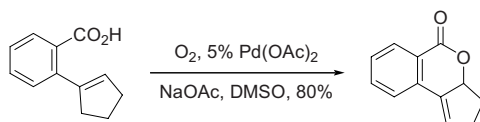
2. Hageman, H. A. *Org. React.* **1953**, *7*, 198–262. (Review).
3. Fodor, G.; Nagubandi, S. *Tetrahedron* **1980**, *36*, 1279–1300. (Review).
4. Mody, S. B.; Mehta, B. P.; Udani, K. L.; Patel, M. V.; Mahajan, Rajendra N.. Indian Patent IN177159 (1996).
5. McLean, S.; Reynolds, W. F.; Zhu, X. *Can. J. Chem.* **1987**, *65*, 200–204.
6. Chambert, S.; Thomasson, F.; Décout, J.-L. *J. Org. Chem.* **2002**, *67*, 1898–1904.
7. Hatsuda, M.; Seki, M. *Tetrahedron* **2005**, *61*, 9908–9917.
8. Thavaneswaran, S.; McCamley, K.; Scammells, P. J. *Nat. Prod. Commun.* **2006**, *1*, 885–897. (Review).
9. McCall, W. S.; Abad Grillo, T.; Comins, D. L. *Org. Lett.* **2008**, *10*, 3255–3257.

Wacker oxidation

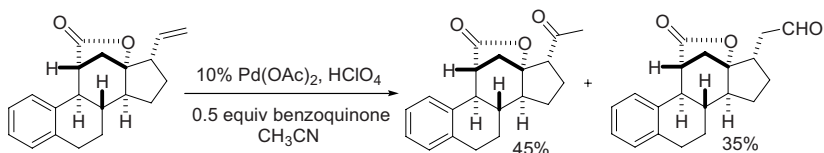
Palladium-catalyzed oxidation of olefins to ketones, and aldehydes in certain cases.

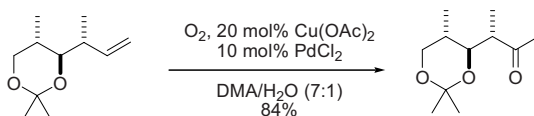
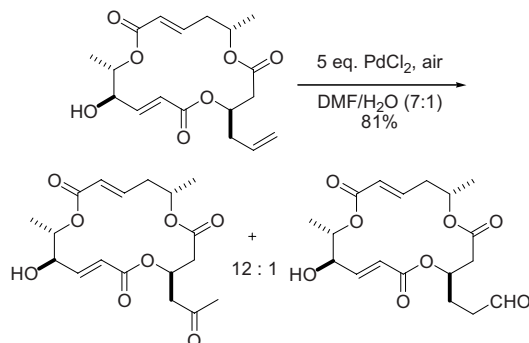


Example 1⁵



Example 2⁷



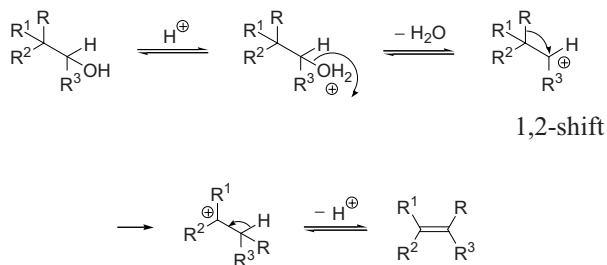
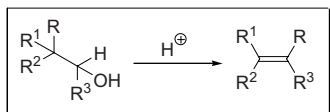
Example 3⁹Example 4¹⁰

References

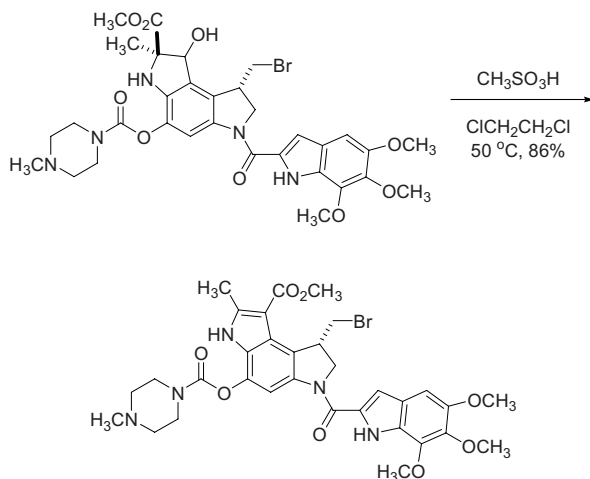
- Smidt, J.; Sieber, R. *Angew. Chem., Int. Ed.* **1962**, *1*, 80–88.
- Tsuji, J. *Synthesis* **1984**, 369–384. (Review).
- Hegedus, L. S. In *Comp. Org. Syn.* Trost, B. M.; Fleming, I., Eds.; Pergamon, **1991**, Vol. 4, 552. (Review).
- Tsuji, J. In *Comp. Org. Syn.* Trost, B. M.; Fleming, I., Eds.; Pergamon, **1991**, Vol. 7, 449. (Review).
- Larock, R. C.; Hightower, T. R. *J. Org. Chem.* **1993**, *58*, 5298–5300.
- Hegedus, L. S. *Transition Metals in the Synthesis of Complex Organic Molecule* **1994**, University Science Books: Mill Valley, CA, pp 199–208. (Review).
- Pellissier, H.; Michellys, P.-Y.; Santelli, M. *Tetrahedron* **1997**, *53*, 10733–10742.
- Feringa, B. L. *Wacker oxidation*. In *Transition Met. Org. Synth.* Beller, M.; Bolm, C., eds.; Wiley-VCH: Weinheim, Germany. **1998**, *2*, 307–315. (Review).
- Smith, A. B.; Friestad, G. K.; Barbosa, J.; Bertounesque, E.; Hull, K. G.; Iwashima, M.; Qiu, Y.; Salvatore, B. A.; Spoors, P. G.; Duan, J. J.-W. *J. Am. Chem. Soc.* **1999**, *121*, 10468–10477.
- Kobayashi, Y.; Wang, Y.-G. *Tetrahedron Lett.* **2002**, *43*, 4381–4384.
- Hintermann, L. *Wacker-type Oxidations in Transition Met. Org. Synth.* (2nd edn.) Beller, M.; Bolm, C., eds., Wiley-VCH: Weinheim, Germany. **2004**, *2*, pp 379–388. (Review).
- Li, J. J. *Wacker-Tsuji oxidation*. In *Name Reactions for Functional Group Transformations*; Li, J. J., Corey, E. J., Eds.; John Wiley & Sons: Hoboken, NJ, **2007**, pp 309–326. (Review).
- Okamoto, M.; Taniguchi, Y. *J. Cat.* **2009**, *261*, 195–200.

Wagner–Meerwein rearrangement

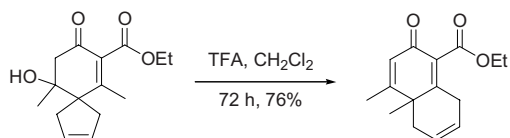
Acid-catalyzed alkyl group migration of alcohols to give more substituted olefins.

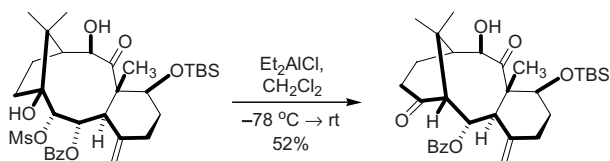
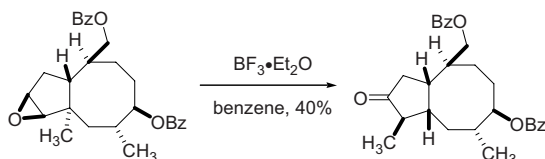


Example 1³



Example 2, Double Wagner–Meerwein rearrangement⁶



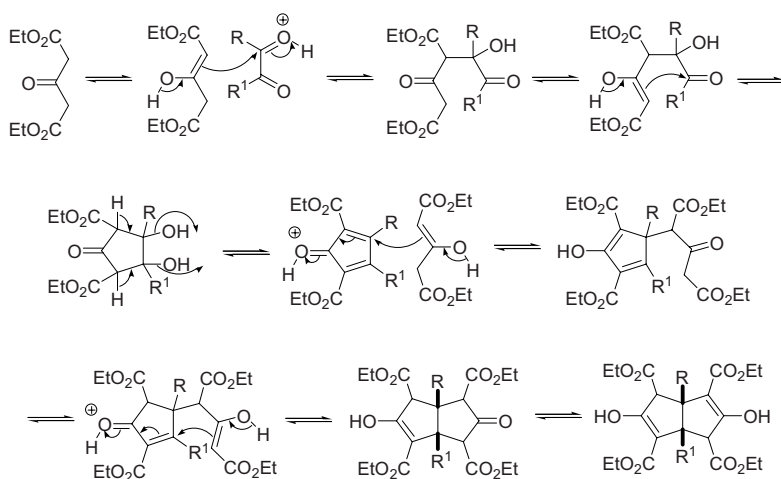
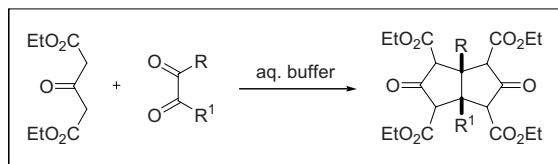
Example 3⁷Example 4⁹

References

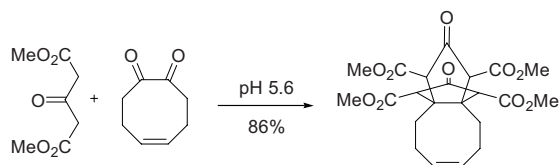
1. Wagner, G. *J. Russ. Phys. Chem. Soc.* **1899**, *31*, 690.
2. Hogeveen, H.; Van Kruchten, E. M. G. A. *Top. Curr. Chem.* **1979**, *80*, 89–124. (Review).
3. Kinugawa, M.; Nagamura, S.; Sakaguchi, A.; Masuda, Y.; Saito, H.; Ogasa, T.; Kasai, M. *Org. Proc. Res. Dev.* **1998**, *2*, 344–350.
4. Trost, B. M.; Yasukata, T. *J. Am. Chem. Soc.* **2001**, *123*, 7162–7163.
5. Guizzardi, B.; Mella, M.; Fagnoni, M.; Albini, A. *J. Org. Chem.* **2003**, *68*, 1067–1074.
6. Bose, G.; Ullah, E.; Langer, P. *Chem. Eur. J.* **2004**, *10*, 6015–6028.
7. Guo, X.; Paquette, L. A. *J. Org. Chem.* **2005**, *70*, 315–320.
8. Li, W.-D. Z.; Yang, Y.-R. *Org. Lett.* **2005**, *7*, 3107–3110.
9. Michalak, K.; Michalak, M.; Wicha, J. *Molecules* **2005**, *10*, 1084–1100.
10. Mullins, R. J.; Grote, A. L. *Wagner–Meerwein rearrangement*. In *Name Reactions for Homologations-Part II*; Li, J. J., Corey, E. J., Eds.; Wiley & Sons: Hoboken, NJ, **2009**, pp 373–394. (Review).

Weiss–Cook reaction

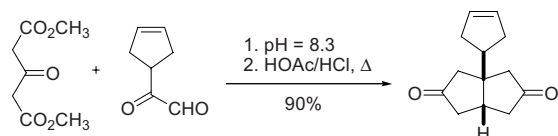
Synthesis of *cis*-bicyclo[3.3.0]octane-3,7-dione. The product is frequently decarboxylated.

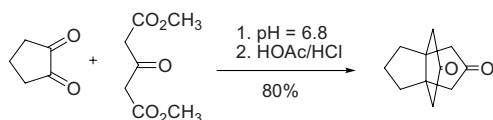
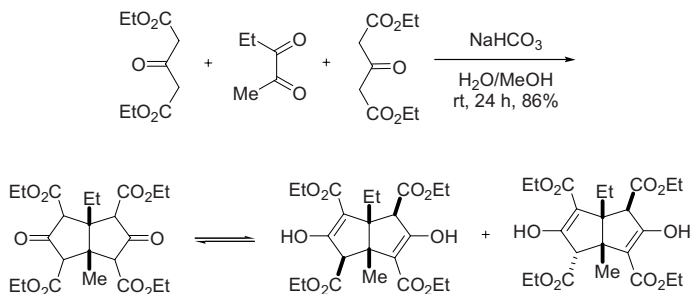


Example 1²



Example 2³



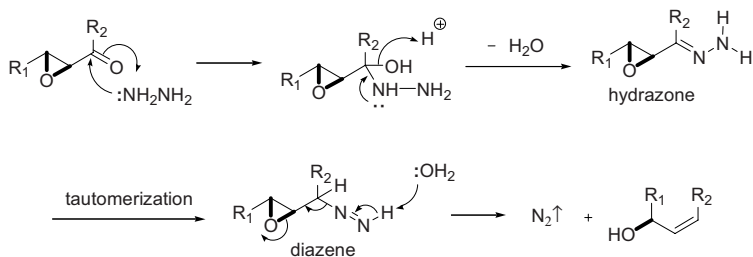
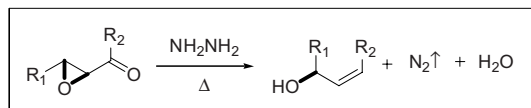
Example 3⁴Example 4⁹

References

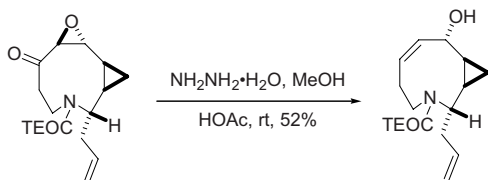
1. Weiss, U.; Edwards, J. M. *Tetrahedron Lett.* **1968**, *9*, 4885–4887.
2. Bertz, S. H.; Cook, J. M.; Gawish, A.; Weiss, U. *Orga. Synth.* **1986**, *64*, 27–38.
3. Kubiak, G.; Fu, X.; Gupta, A. K.; Cook, J. M. *Tetrahedron Lett.* **1990**, *31*, 4285–4288.
4. Wrobel, J.; Takahashi, K.; Honkan, V.; Lannoye, G.; Bertz, S. H.; Cook, J. M. *J. Org. Chem.* **1983**, *48*, 139–141.
5. Gupta, A. K.; Fu, X.; Snyder, J. P.; Cook, J. M. *Tetrahedron* **1991**, *47*, 3665–3710.
6. Paquette, L. A.; Kesselmayr, M. A.; Underiner, G. E.; House, S. D.; Rogers, R. D.; Meerholz, K.; Heinze, J. *J. Am. Chem. Soc.* **1992**, *114*, 2644–2652.
7. Fu, X.; Cook, J. M. *Aldrichimica Acta* **1992**, *25*, 43–54. (Review).
8. Fu, X.; Kubiak, G.; Zhang, W.; Han, W.; Gupta, A. K.; Cook, J. M. *Tetrahedron* **1993**, *49*, 1511–1518.
9. Williams, R. V.; Gadgil, V. R.; Vij, As.; Cook, J. M.; Kubiak, G.; Huang, Q. *J. Chem. Soc., Perkin Trans. 1* **1997**, 1425–1428.
10. van Ornum, S. G.; Li, J.; Kubiak, G. G.; Cook, J. M. *J. Chem. Soc., Perkin Trans. 1* **1997**, 3471–3478.

Wharton reaction

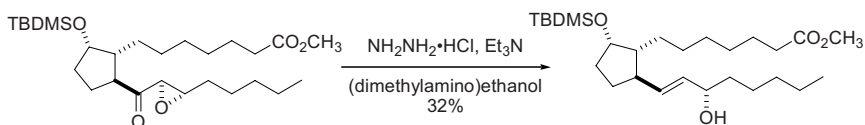
Reduction of α,β -epoxy ketones by hydrazine to allylic alcohols.



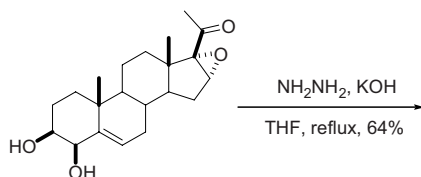
Example 1⁵

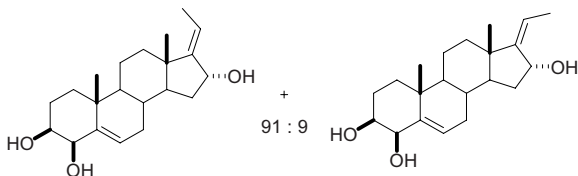


Example 2⁶

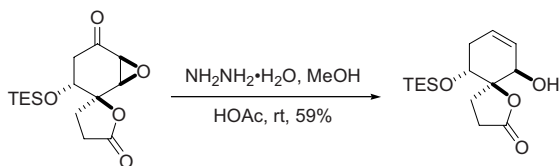


Example 3⁷





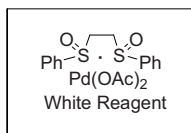
Example 4⁸



References

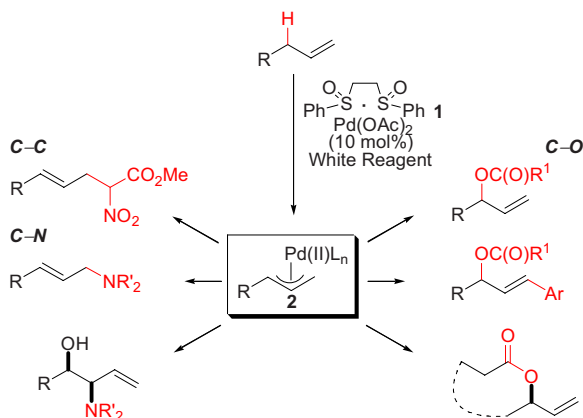
1. (a) Wharton, P. S.; Bohlen, D. H. *J. Org. Chem.* **1961**, *26*, 3615–3616. (b) Wharton, P. S. *J. Org. Chem.* **1961**, *26*, 4781–4782.
2. Caine, D. *Org. Prep. Proced. Int.* **1988**, *20*, 1–51. (Review).
3. Dupuy, C.; Luche, J. L. *Tetrahedron* **1989**, *45*, 3437–3444. (Review).
4. Thomas, A. F.; Di Giorgio, R.; Guntern, O. *Helv. Chim. Acta* **1989**, *72*, 767–773.
5. Kim, G.; Chu-Moyer, M. Y.; Danishefsky, S. J. *J. Am. Chem. Soc.* **1990**, *112*, 2003–2004.
6. Yamada, K.-i.; Arai, T.; Sasai, H.; Shibasaki, M. *J. Org. Chem.* **1998**, *63*, 3666–3672.
7. Di Filippo, M.; Fezza, F.; Izzo, I.; De Riccardis, F.; Sodano, G. *Eur. J. Org. Chem.* **2000**, 3247–3249.
8. Takagi, R.; Tojo, K.; Iwata, M.; Ohkata, K. *Org. Biomol. Chem.* **2005**, *3*, 2031–2036.
9. Li, J. J. *Wharton reaction*. In *Name Reactions for Functional Group Transformations*; Li, J. J., Corey, E. J., Eds.; John Wiley & Sons: Hoboken, NJ, **2007**, pp 152–158. (Review).

White Reagent



The White Reagent **1** is a highly versatile, commercially-available catalyst for allylic C–H oxidation which allows for the construction of useful C–O, C–N, and C–C bonds directly from relatively inert allylic C–H bonds (Figure 1).^{1–11} The White Reagent enables novel and predictable disconnections for the synthesis of complex molecules which can streamline their synthesis.^{2,4,7,8} Widely available α -olefins undergo intra- and intermolecular C–H oxidation with remarkably high levels of chemo-, regio-, and stereoselectivity. Mechanistic studies provide evidence that the White Reagent promotes allylic C–H cleavage to generate π -allylpalladium intermediate **2** which can then be functionalized with an oxygen, nitrogen or carbon nucleophile (Figure 1).³

Figure 1



Common organic functionality such as Lewis basic phenol **3**,³ acid-labile acetal **4**,⁸ highly reactive aryl triflate **6**,¹¹ and depsipeptide **5**⁵ are well-tolerated under the mild reaction conditions (Figure 2). In all cases the products are isolated as one regioisomer and olefin isomer after column purification.

Current state-of-the-art methods for constructing C–N bonds rely on functional group interconversions or C–C bond forming reactions using preoxidized materials. Allylic amination using the White Reagent can streamline the synthesis of nitrogen-containing molecules by reducing the functional group manipulations necessary for working with oxygenated intermediates. Allylic C–H amination was used to synthesize (–)-**8**, an intermediate in the synthesis of *L*-acosamine derivative **9** (Figure 3A).⁷ The C–H amination route to (–)-**8** proceeded in half the total number of steps, no functional group manipulations, and

comparable overall yield to the alternative C–O to C–N bond-forming route. Intermolecular C–H amination has also led to the construction of (+)-deoxynegamycin analogue **12** in five less steps and improved overall yield compared to the alternative route relying on C–O substitution (Figure 3B).⁸

Figure 2

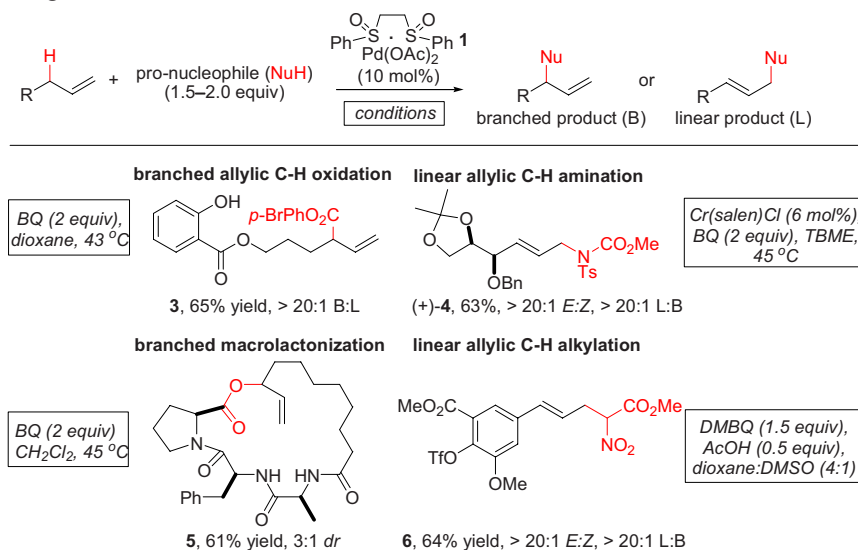
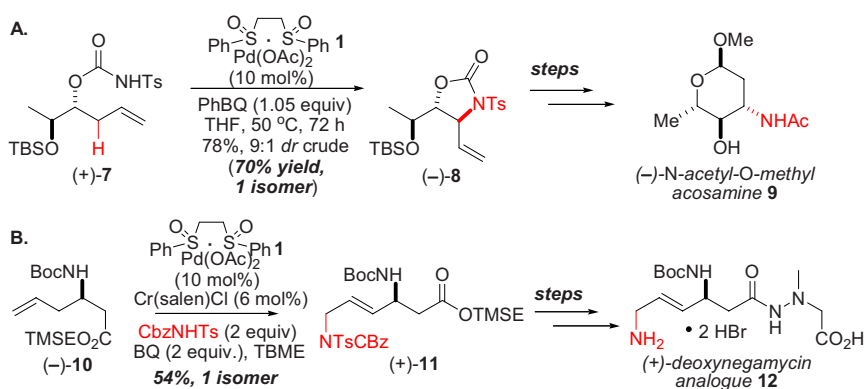


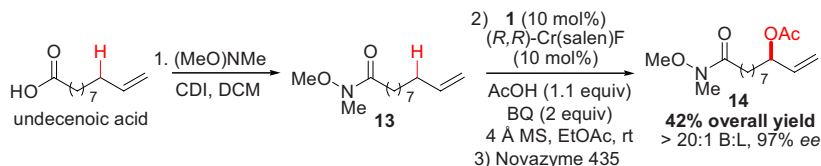
Figure 3



Similarly, allylic C–H oxidation can streamline the construction of oxygenated compounds by reducing functional group manipulations necessary for working with bisoxygenated intermediates. For example, a chiral allylic C–H oxidation/enzymatic resolution sequence furnished bisoxygenated compound **14** in 97% *ee* and in 42% overall yield in just 3 steps from a commercially available

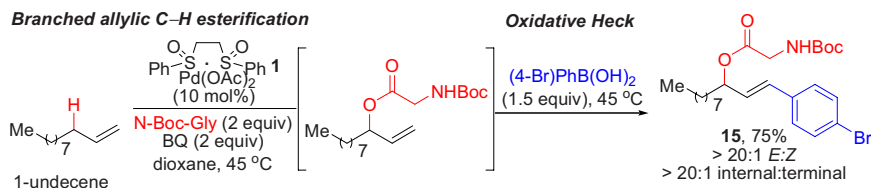
monoxygenated precursor, 11-undecenoic acid (Figure 4).¹⁰ Alternative routes to similar molecules require protection/deprotection sequences and use a kinetic resolution giving a maximum of 50% yield.

Figure 4



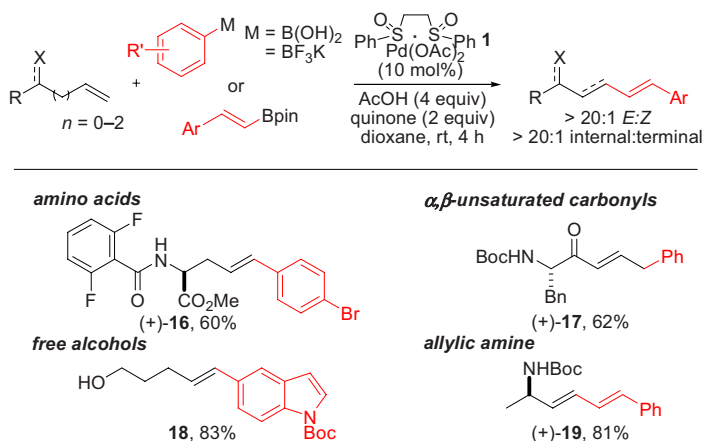
In addition to allylic C–H oxidation, the White Reagent also catalyzes intermolecular Heck arylations.⁶ Notably, the arylation uses electronically *unbiased* α -olefins and aryl boronic acids and occurs under acidic, oxidative conditions. A one-pot allylic C–H oxidation/vinylic C–H arylation reaction furnishes *E*-arylated allylic esters with high regio- and stereoselectivities (Figure 5). This three-component coupling can be used to rapidly synthesize densely functionalized products from inexpensive hydrocarbon feedstocks. *N*-Boc glycine allylic ester **9** was synthesized in one step using commercially available olefin, amino acid, and boronic acid reagents. Compounds similar to **15** have been transformed into medicinally relevant dipeptidyl peptidase IV inhibitors.⁶

Figure 5



Besides the one-pot process described above, the White Reagent catalyzes a chelate-controlled oxidative Heck arylation between a wide range of α -olefins and organoborane compounds in good yields and with excellent regio- and stereoselectivities (Figure 6).⁹ Unlike other Heck arylation methods, no Pd–H isomerization is observed under the mild reaction conditions. Aryl boronic acids, styrenylpinacol boronic esters, and aryl potassium trifluoroborates (activated with boric acid) are all compatible with the general reaction conditions.

Figure 6

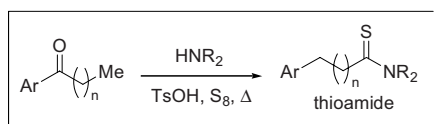


References

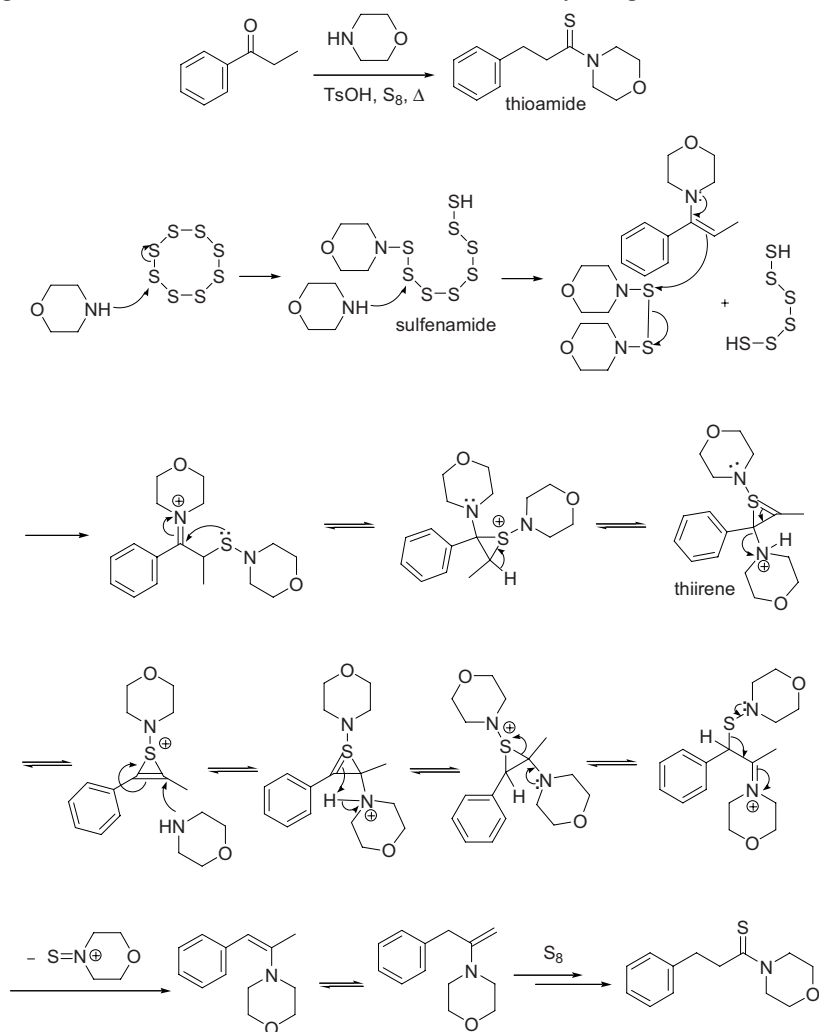
- Chen, M. S.; White, M. C. *J. Am. Chem. Soc.* **2004**, *126*, 1346–1347.
- Fraunhofer, K. J.; Bachovchin, D. A.; White, M. C. *Org. Lett.* **2005**, *7*, 223–226.
- Chen, M. S.; Prabakaran, N.; Labenz, N. A.; White, M. C. *J. Am. Chem. Soc.* **2005**, *127*, 6970–6971.
- Covell, D. J.; Vermeulen, N. A.; White, M. C. *Angew. Chem. Int. Ed.* **2006**, *45*, 8217–8220.
- Fraunhofer, K. J.; Prabakaran, N.; Sirois, L. E.; White, M. C. *J. Am. Chem. Soc.* **2006**, *128*, 9032–9033.
- Delcamp, J. H.; White, M. C. *J. Am. Chem. Soc.* **2006**, *128*, 15076–15077.
- Fraunhofer, K. J.; White, M. C. *J. Am. Chem. Soc.* **2007**, *129*, 7274–7276.
- Reed, S. A.; White, M. C. *J. Am. Chem. Soc.* **2008**, *129*, 3316–3318.
- Delcamp, J. H.; Brucks, A. P.; White, M. C. *J. Am. Chem. Soc.* **2008**, *129*, 11270–11271.
- Covell, D. J.; White, M. C. *Angew. Chem., Int. Ed.* **2008**, *47*, 6448–6451.
- Young, A. J.; White, M. C. *J. Am. Chem. Soc.* **2008**, *129*, 14090–14091.

Willgerodt–Kindler reaction

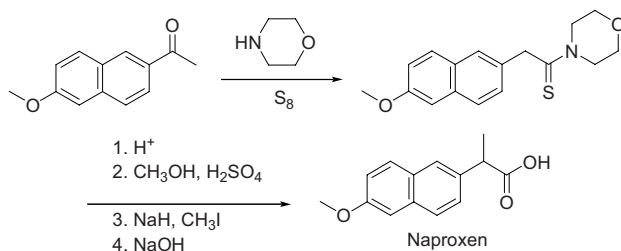
Conversion of a ketone to thioamide, with functional group migration.



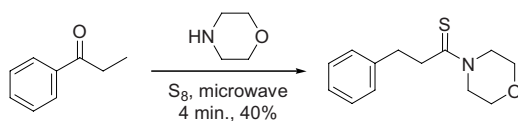
In Carmack's mechanism,² the most unusual movement of a carbonyl group from methylene carbon to methylene carbon was proposed to go through an intricate pathway *via* a highly reactive intermediate with a sulfur-containing heterocyclic ring. The sulfenamide serves as the isomerization catalyst. e.g.:



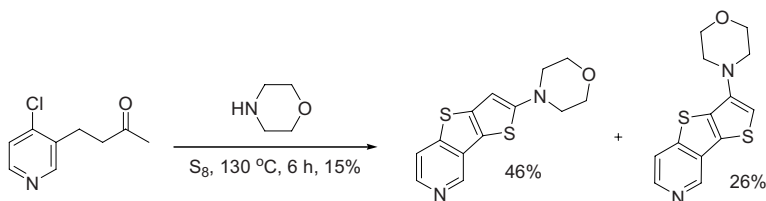
Example 1, The Willgerodt–Kindler reaction was a key operation in the initial synthesis of racemic Naproxen.³



Example 2⁵



Example 3, A domino annulation reaction under Willgerodt–Kindler conditions:¹⁰

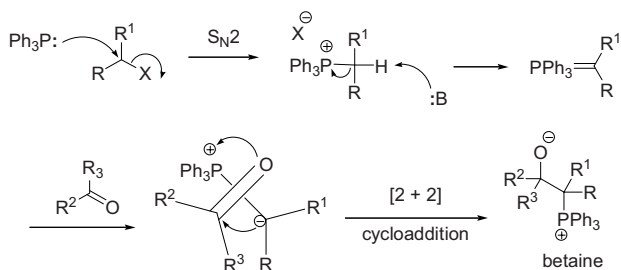
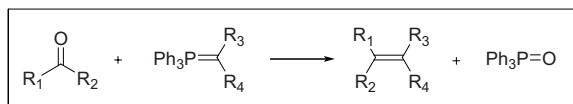


References

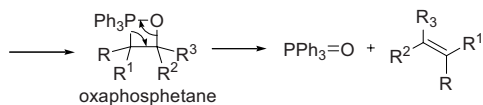
- (a) Willgerodt, C. *Ber.* **1887**, *20*, 2467–2470. Conrad Willgerodt (1841–1930), born in Harlingerode, Germany, was a son of a farmer. He worked to accumulate enough money to support his study toward his doctorate, which he received from Claus. He became a professor at Freiburg, where he taught for 37 years. (b) Kindler, K. *Arch. Pharm.* **1927**, *265*, 389–415.
- Carmack, M.; Spielman, M. A. *Org. React.* **1946**, *3*, 83–107. (Review).
- Harrison, I. T.; Lewis, B.; Nelson, P.; Rooks, W.; Roskowski, A.; Tomolonis, A.; Fried, J. H. *J. Med. Chem.* **1970**, *13*, 203–205.
- Carmack, M. *J. Heterocycl. Chem.* **1989**, *26*, 1319–1323.
- Nooshabadi, M.; Aghapoor, K.; Darabi, H. R.; Mojtahedi, M. M. *Tetrahedron Lett.* **1999**, *40*, 7549–7552.
- Alam, M. M.; Adapa, S. R. *Synth. Commun.* **2003**, *33*, 59–63.
- Reza Darabi, H.; Aghapoor, K.; Tajbakhsh, M. *Tetrahedron Lett.* **2004**, *45*, 4167–4169.
- Purrello, G. *Heterocycles* **2005**, *65*, 411–449. (Review).
- Okamoto, K.; Yamamoto, T.; Kanbara, T. *Synlett* **2007**, 2687–2690.
- Kadzimirsz, D.; Kramer, D.; Sripanom, L.; Oppel, I. M.; Rodziewicz, P.; Doltsinis, N. L.; Dyker, G. *J. Org. Chem.* **2008**, *73*, 4644–4649.

Wittig reaction

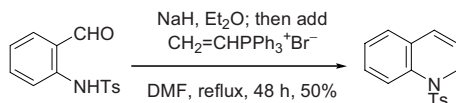
Olefination of carbonyls using phosphorus ylides, typically the *Z*-olefin is obtained.



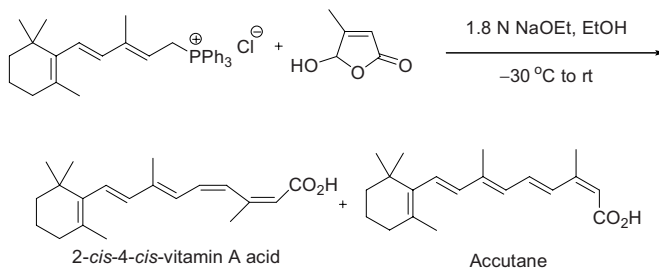
“puckered” transition state, irreversible and concerted

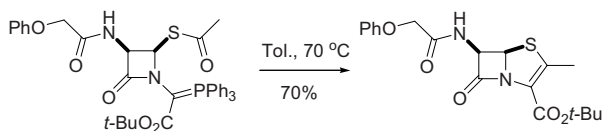
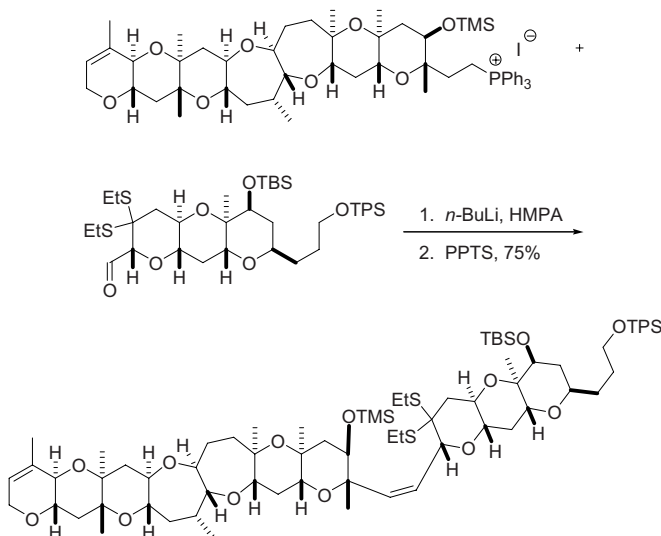


Example 1³



Example 2⁴



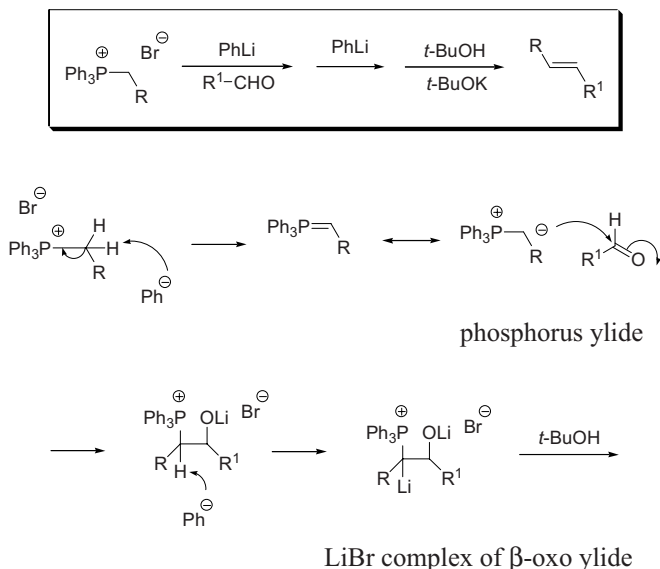
Example 3⁵Example 4⁹

References

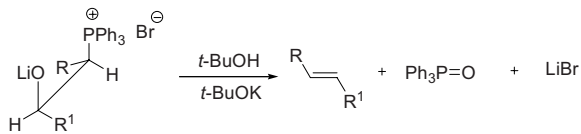
1. Wittig, G.; Schöllkopf, U. *Ber.* **1954**, *87*, 1318–1330. Georg Wittig (Germany, 1897–1987), born in Berlin, Germany, received his Ph.D. from K. von Auwers. He shared the Nobel Prize in Chemistry in 1981 with Herbert C. Brown (USA, 1912–2004) for their development of organic boron and phosphorous compounds.
2. Maercker, A. *Org. React.* **1965**, *14*, 270–490. (Review).
3. Schweizer, E. E.; Smucker, L. D. *J. Org. Chem.* **1966**, *31*, 3146–3149.
4. Garbers, C. F.; Schneider, D. F.; van der Merwe, J. P. *J. Chem. Soc. (C)* **1968**, 1982–1983.
5. Ernest, I.; Gosteli, J.; Greengrass, C. W.; Holick, W.; Jackman, D. E.; Pfaendler, H. R.; Woodward, R. B. *J. Am. Chem. Soc.* **1978**, *100*, 8214–8222.
6. Murphy, P. J.; Brennan, J. *Chem. Soc. Rev.* **1988**, *17*, 1–30. (Review).
7. Maryanoff, B. E.; Reitz, A. B. *Chem. Rev.* **1988**, *89*, 863–927. (Review).
8. Vedejs, E.; Peterson, M. J. *Top. Stereochem.* **1994**, *21*, 1–157. (Review).
9. Nicolaou, K. C. *Angew. Chem., Int. Ed.* **1996**, *35*, 589–607.
10. Rong, F. *Wittig reaction* in. In *Name Reactions for Homologations-Part I*; Li, J. J., Corey, E. J., Eds.; Wiley & Sons: Hoboken, NJ, **2009**, pp 588–612. (Review).

Schlosser modification of the Wittig reaction

The normal Wittig reaction of nonstabilized ylides with aldehydes gives *Z*-olefins. The Schlosser modification of the Wittig reaction of nonstabilized ylides furnishes *E*-olefins instead.

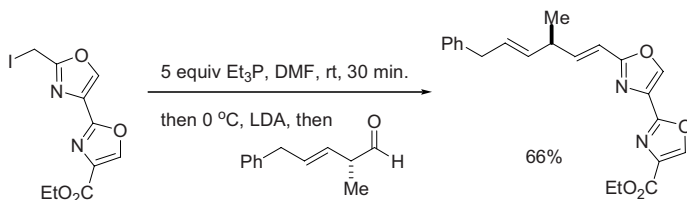


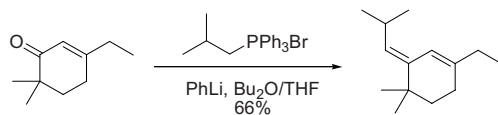
These conditions allow for the *erythro* betaine to interconvert to the *threo* betaine



LiBr complex of *threo* betaine

Example 1⁶



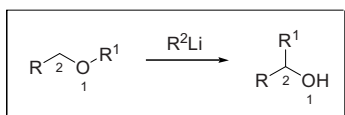
Example 2¹⁰

References

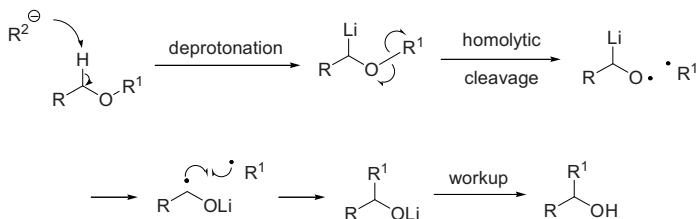
1. (a) Schlosser, M.; Christmann, K. F. *Angew. Chem., Int. Ed.* **1966**, *5*, 126. (b) Schlosser, M.; Christmann, K. F. *Ann.* **1967**, *708*, 1–35. (c) Schlosser, M.; Christmann, K. F.; Piskala, A.; Coffinet, D. *Synthesis* **1971**, 29–31.
2. van Tamelen, E. E.; Leiden, T. M. *J. Am. Chem. Soc.* **1982**, *104*, 2061–2062.
3. Parziale, P. A.; Berson, J. A. *J. Am. Chem. Soc.* **1991**, *113*, 4595–606.
4. Sarkar, T. K.; Ghosh, S. K.; Rao, P. S.; Satapathi, T. K.; Mamdapur, V. R. *Tetrahedron* **1992**, *48*, 6897–6908.
5. Deagostino, A.; Prandi, C.; Tonachini, G.; Venturello, P. *Trends Org. Chem.* **1995**, *5*, 103–113. (Review).
6. Celatka, C. A.; Liu, P.; Panek, J. S. *Tetrahedron Lett.* **1997**, *38*, 5449–5452.
7. Panek, J. S.; Liu, P. *J. Am. Chem. Soc.* **2000**, *122*, 11090–11097.
8. Duffield, J. J.; Pettit, G. R. *J. Nat. Prod.* **2001**, *64*, 472–479.
9. Kraft, P.; Popaj, K. *Eur. J. Org. Chem.* **2004**, 4995–5002.
10. Kraft, P.; Popaj, K. *Eur. J. Org. Chem.* **2008**, 4806–4814.

[1,2]-Wittig rearrangement

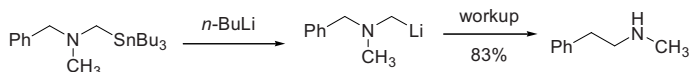
Treatment of ethers with bases, such as alkyl lithium, results in alcohols.



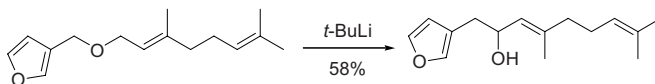
The [1,2]-Wittig rearrangement is believed to proceed via a radical mechanism:



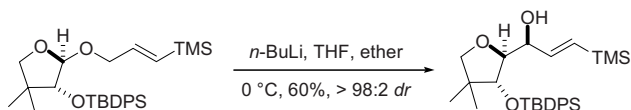
Example 1, Aza [1,2]-Wittig rearrangement²



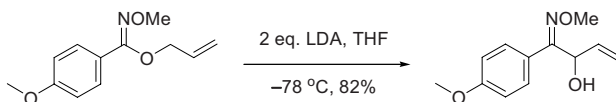
Example 2³



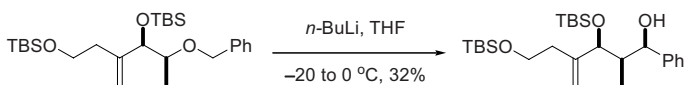
Example 3⁴



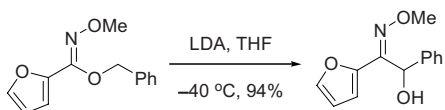
Example 4⁶



Example 5⁸



Example 6⁹

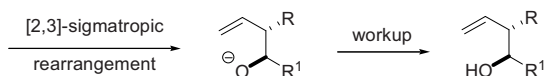
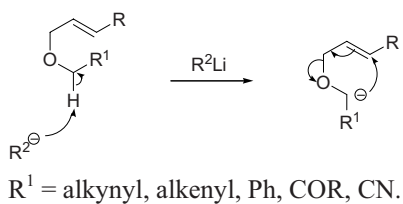
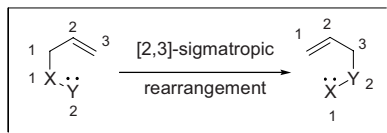


References

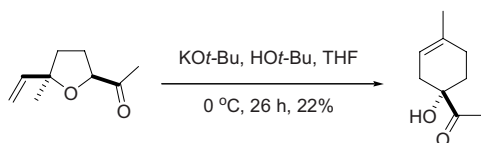
- 1 Wittig, G.; Löhmann, L. *Ann.* **1942**, *550*, 260–268.
- 2 Peterson, D. J.; Ward, J. F. *J. Organomet. Chem.* **1974**, *66*, 209–217.
- 3 Tsubuki, M.; Okita, H.; Honda, T. *J. Chem. Soc., Chem. Commun.* **1995**, 2135–2136.
- 4 Tomooka, K.; Yamamoto, H.; Nakai, T. *J. Am. Chem. Soc.* **1996**, *118*, 3317–3318.
- 5 Maleczka, R. E., Jr.; Geng, F. *J. Am. Chem. Soc.* **1998**, *120*, 8551–8552.
- 6 Miyata, O.; Asai, H.; Naito, T. *Synlett* **1999**, 1915–1916.
- 7 Katritzky, A. R.; Fang, Y. *Heterocycles* **2000**, *53*, 1783–1788.
- 8 Tomooka, K.; Kikuchi, M.; Igawa, K.; Suzuki, M.; Keong, P.-H.; Nakai, T. *Angew. Chem., Int. Ed.* **2000**, *39*, 4502–4505.
- 9 Miyata, O.; Asai, H.; Naito, T. *Chem. Pharm. Bull.* **2005**, *53*, 355–360.
- 10 Wolfe, J. P.; Guthrie, N. J. *[1,2]-Wittig Rearrangement*. In *Name Reactions for Homologations-Part II*; Li, J. J., Corey, E. J., Eds.; Wiley & Sons: Hoboken, NJ, **2009**, pp 226–240. (Review).

[2,3]-Wittig rearrangement

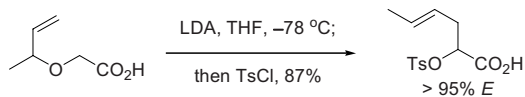
Transformation of allyl ethers into homoallylic alcohols by treatment with base. Also known as the Still–Wittig rearrangement. *Cf.* Sommelet–Hauser rearrangement.



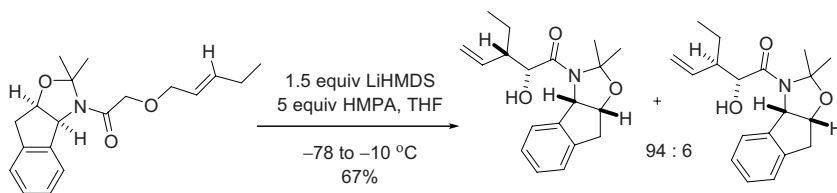
Example 1²

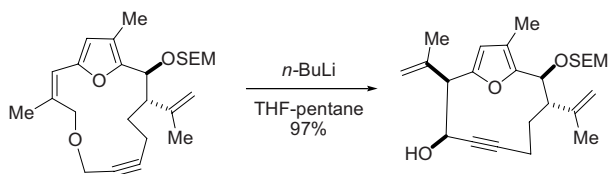


Example 2³



Example 3⁵



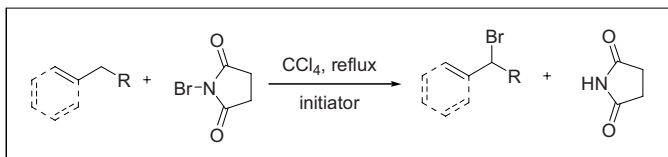
Example 4⁶

References

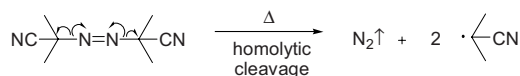
1. Cast, J.; Stevens, T. S.; Holmes, J. J. *Chem. Soc.* **1960**, 3521–3527.
2. Thomas, A. F.; Dubini, R. *Helv. Chim. Acta* **1974**, *57*, 2084–2087.
3. Nakai, T.; Mikami, K.; Taya, S.; Kimura, Y.; Mimura, T. *Tetrahedron Lett.* **1981**, *22*, 69–72.
4. Nakai, T.; Mikami, K. *Org. React.* **1994**, *46*, 105–209. (Review).
5. Kress, M. H.; Yang, C.; Yasuda, N.; Grabowski, E. J. J. *Tetrahedron Lett.* **1997**, *38*, 2633–2636.
6. Marshall, J. A.; Liao, J. J. *Org. Chem.* **1998**, *63*, 5962–5970.
7. Maleczka, R. E., Jr.; Geng, F. *Org. Lett.* **1999**, *1*, 1111–1113.
8. Tsubuki, M.; Kamata, T.; Nakatani, M.; Yamazaki, K.; Matsui, T.; Honda, T. *Tetrahedron: Asymmetry* **2000**, *11*, 4725–4736.
9. Schaudt, M.; Blechert, S. *J. Org. Chem.* **2003**, *68*, 2913–2920.
10. Ahmad, N. M. [2,3]-Wittig Rearrangement. In *Name Reactions for Homologations-Part II*; Li, J. J., Corey, E. J., Eds.; Wiley & Sons: Hoboken, NJ, **2009**, pp 241–256. (Review).

Wohl–Ziegler reaction

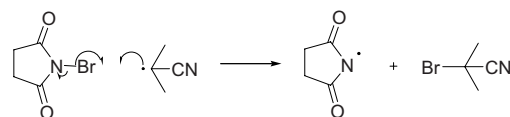
The Wohl–Ziegler reaction is the reaction of an allylic or benzylic substrate with *N*-bromosuccinimide (NBS) under radical initiating conditions to provide the corresponding allylic or benzylic bromide. Conditions used to promote the radical reaction are typically radical initiators, light and/or heat; carbon tetrachloride (CCl₄) is typically utilized as the solvent.



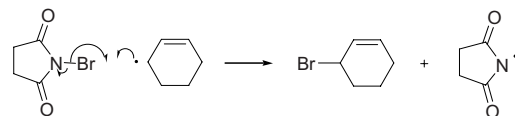
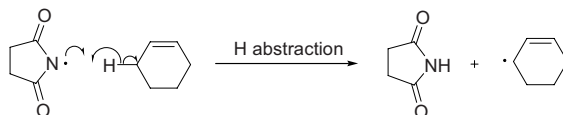
Initiation:



2,2'-azobisisobutyronitrile (AIBN)

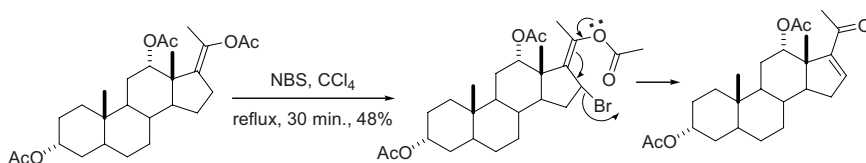


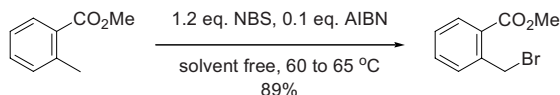
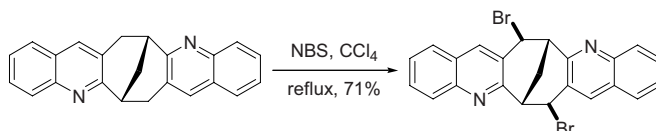
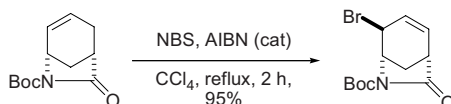
Propagation:



The succinimidyl radical is now available for the next cycle of the radical chain reaction.

Example 1³



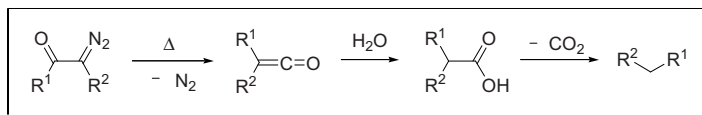
Example 2⁷Example 3⁸Example 4⁹

References

1. Wohl, A. *Ber.* **1919**, *52*, 51–63. Alfred Wohl (1863–1939), born in Graudenz, Germany, received his Ph.D. from A. W. Hofmann. In 1904, he was appointed Professor of Chemistry at the Technische Hochschule in Danzig.
2. Ziegler, K.; Spath, A.; Schaaf, E.; Schumann, W.; Winkelmann, E. *Ann.* **1942**, *551*, 80–119. Karl Ziegler (1898–1973), born in Helsa, Germany, received Ph.D. in 1920 from von Auwers at the University of Marburg. He became the director of the Max-Planck-Institut für Kohlenforschung at Mülheim/Ruhr in 1943 and stayed there until 1969. He shared the Nobel Prize in Chemistry in 1963 with Giulio Natta (1903–1979) for their work in polymer chemistry. The Ziegler–Natta catalyst is widely used in polymerization.
3. Djerassi, C.; Scholz, C. R. *J. Org. Chem.* **1949**, *14*, 660–663.
4. Allen, J. G.; Danishefsky, S. J. *J. Am. Chem. Soc.* **2001**, *123*, 351–352.
5. Detterbeck, R.; Hesse, M. *Tetrahedron Lett.* **2002**, *43*, 4609–4612.
6. Stevens, C. V.; Van Heecke, G.; Barbero, C.; Patora, K.; De Kimpe, N.; Verhe, R. *Synlett* **2002**, 1089–1092.
7. Togo, H.; Hirai, T. *Synlett* **2003**, 702–704.
8. Marjo, C. E.; Bishop, R.; Craig, D. C.; Scudder, M. L. *Mendeleev Commun.* **2004**, 278–279.
9. Yeung, Y.-Y.; Hong, S.; Corey, E. J. *J. Am. Chem. Soc.* **2006**, *128*, 6310–6311.
10. Curran, T. T. *Wohl–Ziegler reaction*. In *Name Reactions for Homologations-Part I*; Li, J. J., Corey, E. J., Eds.; Wiley & Sons: Hoboken, NJ, **2009**, pp 661–674. (Review).

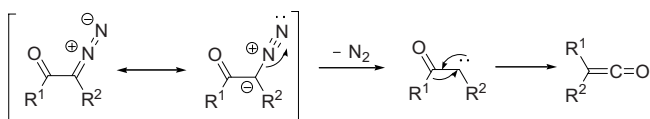
Wolff rearrangement

Conversion of an α -diazoketone into a ketene.



α -diazoketone ketene intermediate

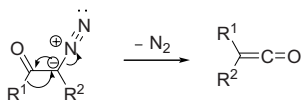
Step-wise mechanism:



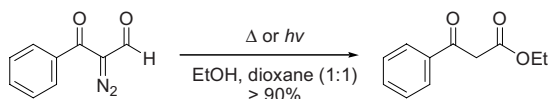
α -ketocarbene

Treatment of the ketene with water would give the corresponding homologated carboxylic acid.

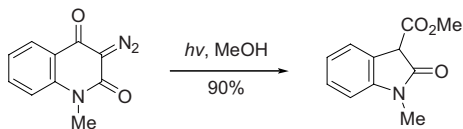
Concerted mechanism:

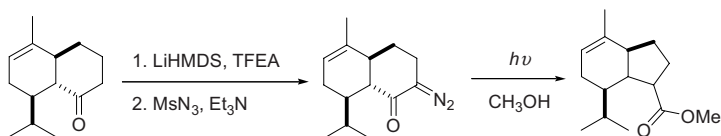
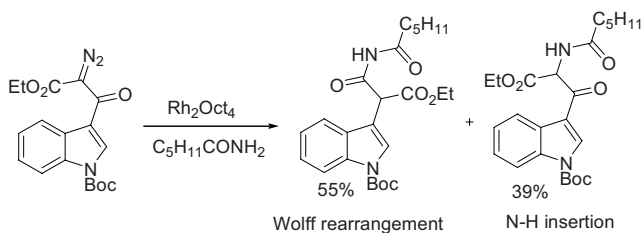


Example 1²



Example 2³



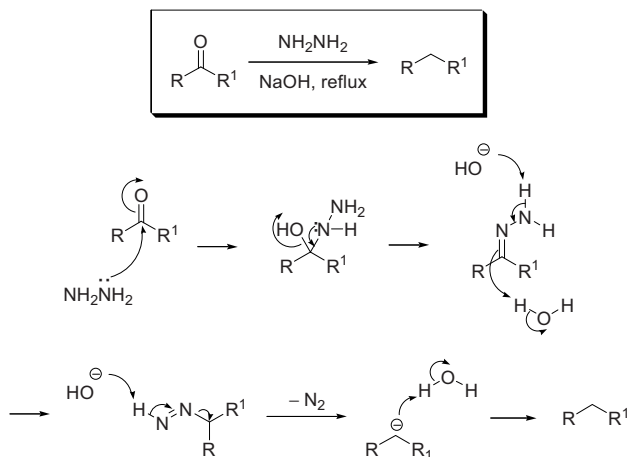
Example 3⁴Example 4⁹

References

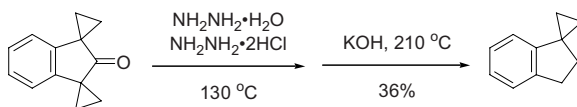
1. Wolff, L. *Ann.* **1912**, *394*, 23–108. Johann Ludwig Wolff (1857–1919) earned his doctorate in 1882 under Fittig at Strasbourg, where he later became an instructor. In 1891, Wolff joined the faculty of Jena, where he collaborated with Knorr for 27 years.
2. Zeller, K.-P.; Meier, H.; Müller, E. *Tetrahedron* **1972**, *28*, 5831–5838.
3. Kappe, C.; Fäber, G.; Wentrup, C.; Kappe, T. *Ber.* **1993**, *126*, 2357–2360.
4. Taber, D. F.; Kong, S.; Malcolm, S. C. *J. Org. Chem.* **1998**, *63*, 7953–7956.
5. Yang, H.; Foster, K.; Stephenson, C. R. J.; Brown, W.; Roberts, E. *Org. Lett.* **2000**, *2*, 2177–2179.
6. Kirmse, W. “100 years of the Wolff Rearrangement” *Eur. J. Org. Chem.* **2002**, 2193–2256. (Review).
7. Julian, R. R.; May, J. A.; Stoltz, B. M.; Beauchamp, J. L. *J. Am. Chem. Soc.* **2003**, *125*, 4478–4486.
8. Zeller, K.-P.; Blocher, A.; Haiss, P. *Mini-Reviews Org. Chem.* **2004**, *1*, 291–308. (Review).
9. Davies, J. R.; Kane, P. D.; Moody, C. J.; Slawin, A. M. Z. *J. Org. Chem.* **2005**, *70*, 5840–5851.
10. Kumar, R. R.; Balasubramanian, M. *Wolff Rearrangement*. In *Name Reactions for Homologations-Part II*; Li, J. J., Corey, E. J., Eds.; Wiley & Sons: Hoboken, NJ, **2009**, pp 257–273. (Review).

Wolff–Kishner reduction

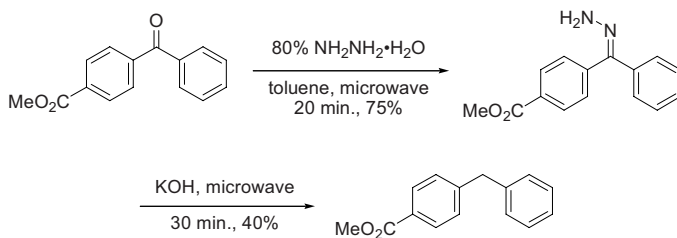
Carbonyl reduction to methylene using basic hydrazine.



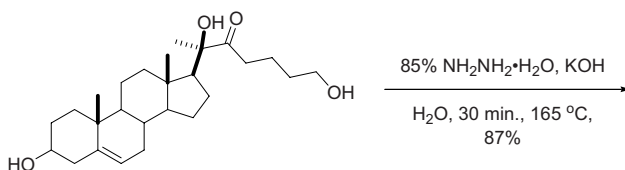
Example 1, Huang Minlon modification, with loss of ethylene here⁵

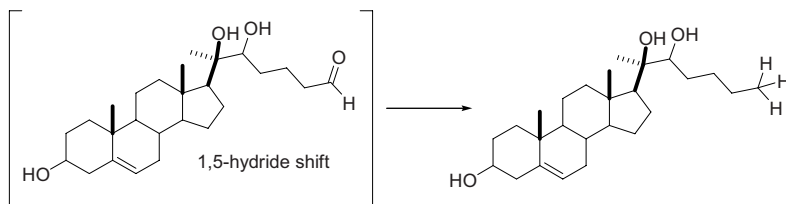


Example 2⁷

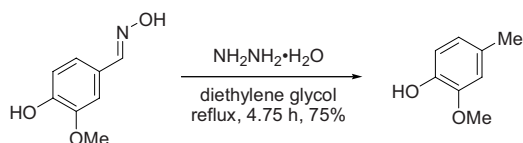


Example 3⁸





Example 4, Huang Minlon modification¹⁰

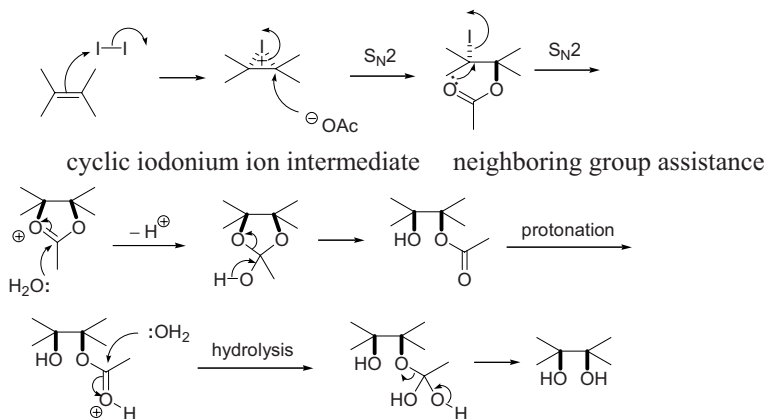
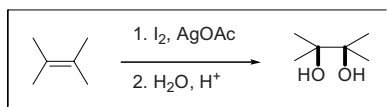


References

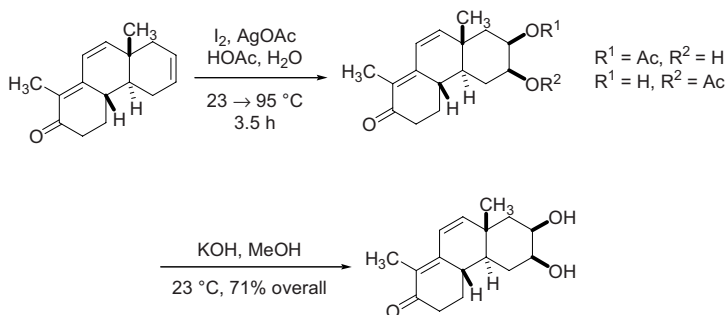
1. (a) Kishner, N. *J. Russ. Phys. Chem. Soc.* **1911**, *43*, 582–595. (b) Wolff, L. *Ann.* **1912**, *394*, 86. (c) Huang, Minlon *J. Am. Chem. Soc.* **1946**, *68*, 2487–2488. (d) Huang, Minlon *J. Am. Chem. Soc.* **1949**, *71*, 3301–3303. (The Huang-Minlon modification).
2. Todd, D. *Org. React.* **1948**, *4*, 378–422. (Review).
3. Cram, D. J.; Sahyun, M. R. V.; Knox, G. R. *J. Am. Chem. Soc.* **1962**, *84*, 1734–1735.
4. Murray, R. K., Jr.; Babiak, K. A. *J. Org. Chem.* **1973**, *38*, 2556–2557.
5. Lemieux, R. P.; Beak, P. *Tetrahedron Lett.* **1989**, *30*, 1353–1356.
6. Taber, D. F.; Stachel, S. J. *Tetrahedron Lett.* **1992**, *33*, 903–906.
7. Gadhwal, S.; Baruah, M.; Sandhu, J. S. *Synlett* **1999**, 1573–1592.
8. Szendi, Z.; Forgó, P.; Tasi, G.; Böcskei, Z.; Nyerges, L.; Sweet, F. *Steroids* **2002**, *67*, 31–38.
9. Bashore, C. G.; Samardjiev, I. J.; Bordner, J.; Coe, J. W. *J. Am. Chem. Soc.* **2003**, *125*, 3268–3272.
10. Pasha, M. A. *Synth. Commun.* **2006**, *36*, 2183–2187.
11. Song, Y.-H.; Seo, J. *J. Heterocycl. Chem.* **2007**, *44*, 1439–1443.
12. Shibahara, M.; Watanabe, M.; Aso, K.; Shinmyozu, T. *Synthesis* **2008**, 3749–3754.

Woodward *cis*-dihydroxylation

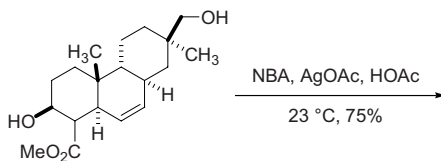
Cf. Prévost *trans*-dihydroxylation.

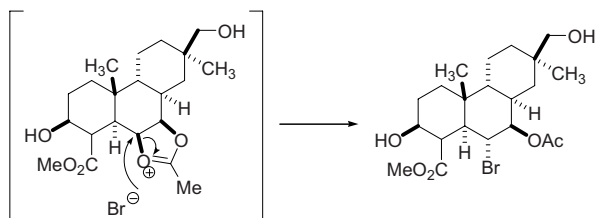


Example 1¹



Example 2⁶



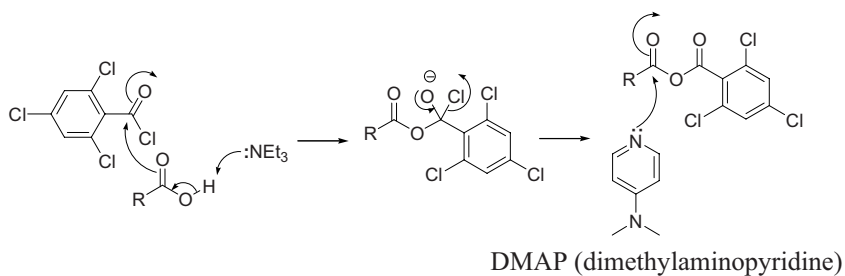
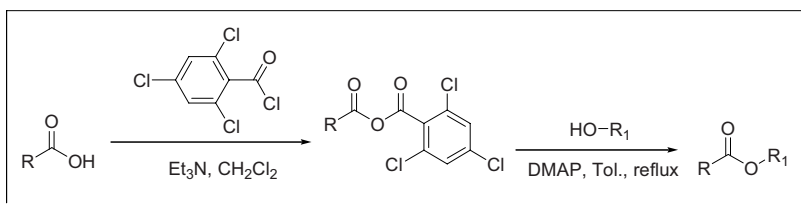


References

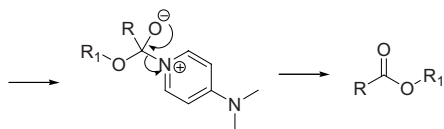
1. Woodward, R. B.; Brutcher, F. V., Jr. *J. Am. Chem. Soc.* **1958**, *80*, 209–211. Robert Burns Woodward (USA, 1917–1979) won the Nobel Prize in Chemistry in 1953 for his synthesis of natural products.
2. Kirschning, A.; Plumeier, C.; Rose, L. *Chem. Commun.* **1998**, 33–34.
3. Monenschein, H.; Sourkouni-Argirusi, G.; Schubothe, K. M.; O'Hare, T.; Kirschning, A. *Org. Lett.* **1999**, *1*, 2101–2104.
4. Kirschning, A.; Jesberger, M.; Monenschein, H. *Tetrahedron Lett.* **1999**, *40*, 8999–9002.
5. Muraki, T.; Yokoyama, M.; Togo, H. *J. Org. Chem.* **2000**, *65*, 4679–4684.
6. Germain, J.; Deslongchamps, P. *J. Org. Chem.* **2002**, *67*, 5269–5278.
7. Myint, Y. Y.; Pasha, M. A. *J. Chem. Res.* **2004**, 333–335.
8. Emmanuvel, L.; Shaikh, T. M. A.; Sudalai, A. *Org. Lett.* **2005**, *7*, 5071–5074.
9. Mergott, D. J. *Woodward cis-dihydroxylation*. In *Name Reactions for Functional Group Transformations*; Li, J. J., Corey, E. J., Eds.; John Wiley & Sons: Hoboken, NJ, **2007**, pp 327–332. (Review).
10. Burlingham, B. T.; Rettig, J. C. *J. Chem. Ed.* **2008**, *85*, 959–961.

Yamaguchi esterification

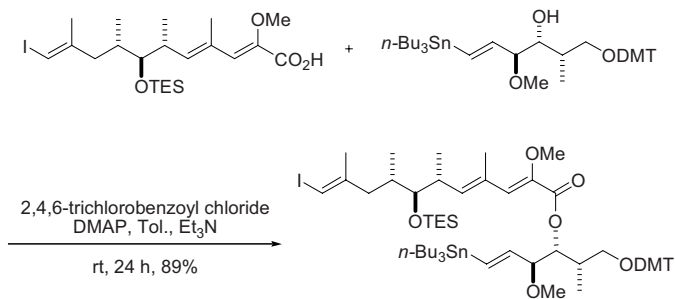
Esterification using 2,4,6-trichlorobenzoyl chloride (the Yamaguchi reagent).

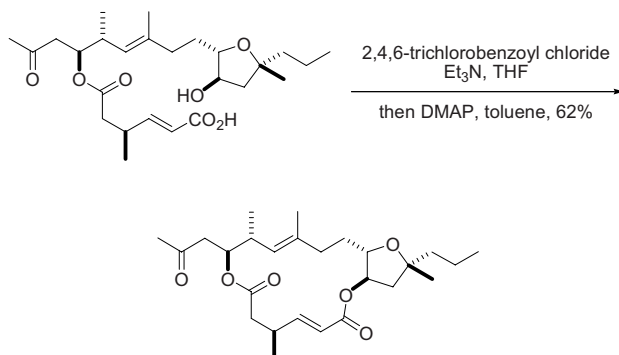
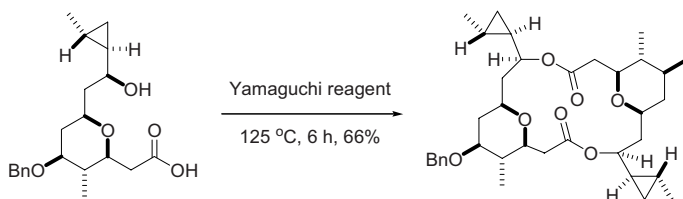


Steric hindrance of the chloro substituents blocks attack of the other carbonyl of the mixed anhydride intermediate.



Example 1, Intermolecular coupling⁵



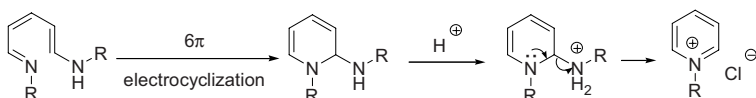
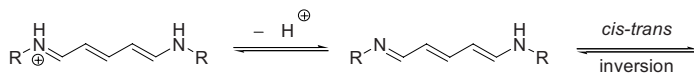
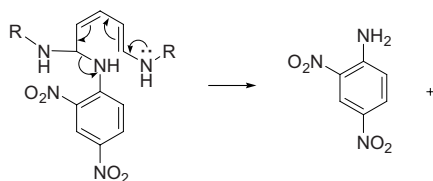
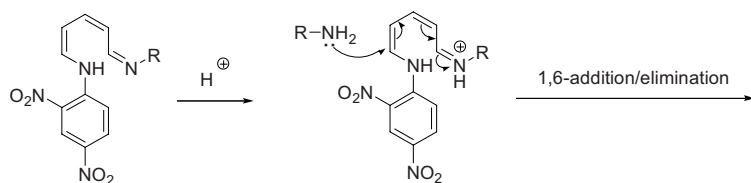
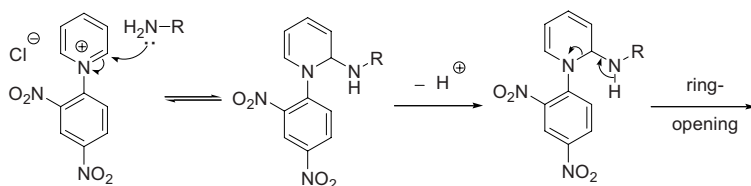
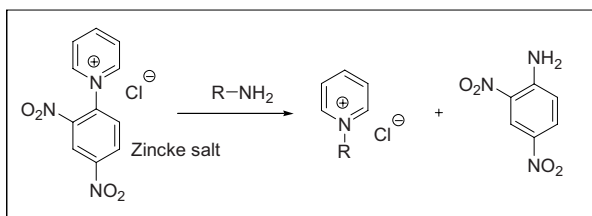
Example 2, Intramolecular coupling⁷Example 3, Dimerization⁸

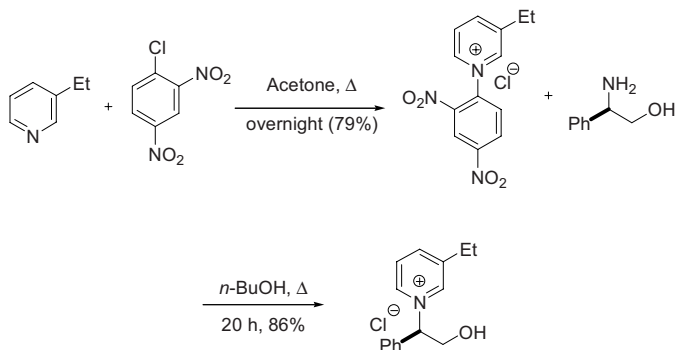
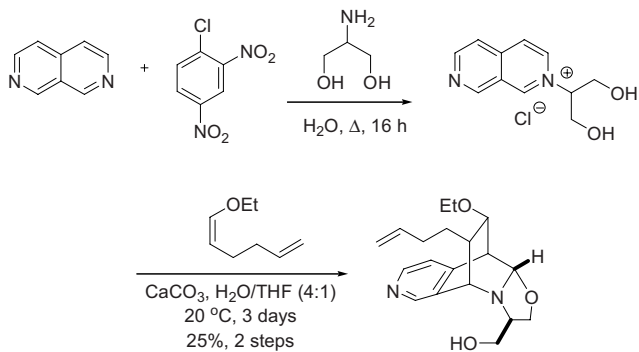
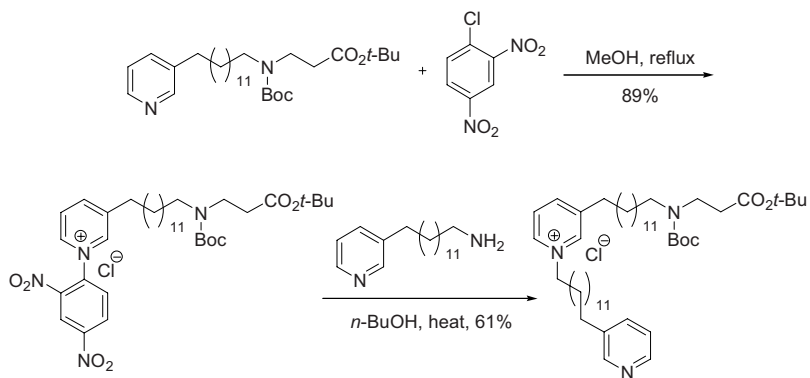
References

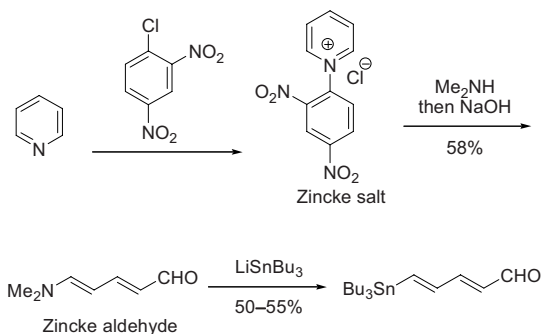
1. (a) Inanaga, J.; Hirata, K.; Saeki, H.; Katsuki, T.; Yamaguchi, M. *Bull. Chem. Soc. Jpn.* **1979**, *52*, 1989–1993. (b) Kawanami, Y.; Dainobu, Y.; Inanaga, J.; Katsuki, T.; Yamaguchi, M. *Bull. Chem. Soc. Jpn.* **1981**, *54*, 943–944.
2. Richardson, T. I.; Rychnovsky, S. D. *Tetrahedron* **1999**, *55*, 8977–8996.
3. Paterson, I.; Chen, D. Y.-K.; Aceña, J. L.; Franklin, A. S. *Org. Lett.* **2000**, *2*, 1513–1516.
4. Hamelin, O.; Wang, Y.; Deprés, J.-P.; Greene, A. E. *Angew. Chem., Int. Ed.* **2000**, *39*, 4314–4316.
5. Quéron, E.; Lett, R. *Tetrahedron Lett.* **2004**, *45*, 4533–4537.
6. Mlynarski, J.; Ruiz-Caro, J.; Fürstner, A. *Chem., Eur. J.* **2004**, *10*, 2214–2222.
7. Lepage, O.; Kattinig, E.; Fürstner, A. *J. Am. Chem. Soc.* **2004**, *126*, 15970–15971.
8. Smith, A. B. III.; Simov, V. *Org. Lett.* **2006**, *8*, 3315–3318.
9. Ahmad, N. M. *Yamaguchi esterification*. In *Name Reactions for Functional Group Transformations*; Li, J. J., Corey, E. J., Eds.; John Wiley & Sons: Hoboken, NJ, **2007**, pp 545–550. (Review).
10. Wender, P. A.; Verma, V. A. *Org. Lett.* **2008**, *10*, 3331–3334.
11. Carrick, J. D.; Jennings, M. P. *Org. Lett.* **2009**, *11*, 769–772.

Zincke reaction

The Zincke reaction is an overall amine exchange process that converts *N*-(2,4-dinitrophenyl)pyridinium salts, known as Zincke salts, to *N*-aryl or *N*-alkyl pyridiniums upon treatment with the appropriate aniline or alkyl amine.



Example 1⁵Example 2⁶Example 3⁹

Example 4¹⁰

References

1. (a) Zincke, Th. *Ann.* **1903**, *330*, 361–374. (b) Zincke, Th.; Heuser, G.; Möller, W. *Ann.* **1904**, *333*, 296–345. (c) Zincke, Th.; Würker, W. *Ann.* **1905**, *338*, 107–141. (d) Zincke, Th.; Würker, W. *Ann.* **1905**, *341*, 365–379. (e) Zincke, Th.; Weisspfenning, G. *Ann.* **1913**, *396*, 103–131.
2. Epszju, J.; Lunt, E.; Katritzky, A. R. *Tetrahedron* **1970**, *26*, 1665–1673. (Review).
3. Becher, J. *Synthesis* **1980**, 589–612. (Review).
4. Kost, A. N.; Gromov, S. P.; Sagitullin, R. S. *Tetrahedron* **1981**, *37*, 3423–3454. (Review).
5. Wong, Y.-S.; Marazano, C.; Gnecco, D.; Génisson, Y.; Chiaroni, A.; Das, B. C. *J. Org. Chem.* **1997**, *62*, 729–735.
6. Urban, D.; Duval, E.; Langlois, Y. *Tetrahedron Lett.* **2000**, *41*, 9251–9256.
7. Cheng, W.-C.; Kurth, M. J. *Org. Prep. Proced. Int.* **2002**, *34*, 585–588. (Review).
8. Rojas, C. M. *Zincke Reaction*. In *Name Reactions in Heterocyclic Chemistry*; Li, J. J., Corey, E. J., Eds.; Wiley & Sons: Hoboken, NJ, **2005**, pp 355–375. (Review).
9. Shorey, B. J.; Lee, V.; Baldwin, J. E. *Tetrahedron* **2007**, *63*, 5587–5592.
10. Michels, T. D.; Rhee, J. U.; Vanderwal, C. D. *Org. Lett.* **2008**, *10*, 4787–4790.

Subject Index

A

- abnormal Beckmann rearrangement, 34
 abnormal Chichibabin reaction, 108
 abnormal Claisen rearrangement, 121
 acetic anhydride, 54, 167, 204, 424, 440, 442, 452
 2-acetamido acetophenone, 92
 acetone cyanohydrin, 534
 acetonitrile as a reactant, 168
 α -acetylamino-alkyl methyl ketone, 167
 acetylation, 311
 acetylenic alcohols, 100
 α,β -acetylenic esters, 225
 acid chloride, 11, 461, 476
 acid scavenger, 202
 acid-catalyzed acylation, 296
 acid-catalyzed alkyl group migration, 566
 acid-catalyzed condensation, 131, 133
 acid-catalyzed cyclization, 409
 acid-catalyzed electrocyclic formation of cyclopentenone, 383
 acid-catalyzed reaction, 490
 acid-catalyzed rearrangement, 436, 480
 acidic alcohol, 339
 acidic amide hydrolysis, 534
 acidic methylene moiety, 337
 acid-labile acetal, 572
 acid-mediated cyclization, 444
 acid-promoted rearrangement, 190
 acrolein, 30, 509
 acrylic ester, 30
 acrylonitrile, 30
 activated hydroxamate, 332
 activated methylene compounds, 315
 activating agent, 440
 activating auxiliary, 458
 activating effect of a base, 536
 activating group, 288, 351, 440
 activation of the hydroxamic acid, 332
 activation step, 325
 α -active methylene nitrile, 254
 acyclic mechanism, 159
 acyl anhydride, 234
 acyl azides, 162
 acyl derivative, 432
N-acyl derivative, 162
ortho-acyl diarylmethanes, 66
 acyl group, 234
 acyl halide, 234
 acyl malonic ester, 263
 acyl transfer, 14, 322, 424, 452
 2-acylamidoketones, 472
 acylation, 8, 51, 234, 235, 296, 322, 332, 440
O-acylation, 332
 acylbenzenesulfonylhydrazines, 334
 acylglycine, 205
 acylium ion, 234, 240, 253, 319
 acyl-*o*-aminobiphenyls, 371
 α -acyloxycarboxamide, 415
 α -acyloxyketone, 14
 α -acyloxythioether, 452
 adamantane-like structure, 432
 1,4-addition of a nucleophile, 355
 addition of Pd-H, 373
cis-addition, 496
 1,6-addition/elimination, 596
 ADDP, 366
 adduct formation, 365
 adenosine, 370
 aglycon, 221
 AIBN, 22, 23, 24, 25, 200, 546, 586, 587
 air oxidation, 194
 Al(*Oi*-Pr)₃, 345
 alcohol activation, 365
 aldehyde cyanohydrin, 229
 Alder ene reaction, 1, 2, 111
 Alder's *endo* rule, 184
 aldol addition, 470
 aldol condensation, 3, 42, 107, 212, 238, 274, 284, 375, 424, 470
 Algar–Flynn–Oyamada reaction, 6
 alkali metal amide, 517
 alkali metal, 44, 517
 alkaline medium, 460
 alkene, 1, 30, 236, 399, 417, 419, 430, 448, 490
 alkenyl anilines, 281
 alkenylation, 277
 alkoxide-catalyzed oxidation, 404
 alkoxide-catalyzed rearrangements, 214
 alkoxy methylenemalonic ester, 263
 α -alkoxycarbonyl phosphonate, 341
 alkyl alcohol, 231
 alkyl amine, 596
 alkyl cation, 236
 alkyl fluorosilane, 233
 alkyl group migration, 566

- alkyl halide, 171, 236, 247, 325, 357
O-allyl hydroxylamines, 350
alkyl lithium, 494, 582
alkyl migration, 319, 436
N-alkyl pyridinium, 596
O-alkylating agent, 343
alkylating agent, 236, 343
N-alkylation, 343
alkylation reaction, 203
alkyl-silane, 231
alkyne coordination, 198
alkyne insertion, 198
alkyne, 98, 100, 148, 198, 236, 257, 259, 419, 519
alkynyl copper reagent, 90, 98, 257, 519
alkynyl halide, 90
Allan–Robinson reaction, 8, 322
allenyl enyne, 382
all-*trans*-retinal, 88
allyl ether, 584
 π -allyl Stille coupling, 529
allyl trimethylsilyl ketene acetal, 125
allylic acetate, 549
allylic alcohol, 100, 127, 363, 401, 406, 502, 570
allylic amination, 572
allylic amine, 426, 507
allylic bromide, 586
allylic carbamate, 507
allylic C–H amination, 572
allylic C–H cleavage, 572
allylic C–H oxidation, 572, 573, 574
allylic epoxide, 549
allylic ester enolate, 125
allylic ether, 549
allylic leaving group, 548
allylic substrate, 586
allylic sulfoxide, 363
allylic tertiary amine-*N*-oxides, 350
allylic transformation, 222
allylic transposition, 1
allylic trichloroacetamide, 406
allyloxycarbenium ions, 222
 π -allylpalladium intermediate, 548, 572
allylsilane, 484
(*R*)-alpine-borane, 359, 360
aluminum chloride, 253
aluminum hydride, 100, 235
aluminum phenolate, 240
amalgamated zinc, 129
amide, 33, 102, 105, 123, 328, 379, 468, 490, 543562
amidine, 438
amination, 58, 80–82, 330, 572, 573
amine exchange, 596
amine-catalyzed rearrangements, 214
amino acid, 167, 534, 574, 575
 α -amino acid, 167, 534
 α -amino ketone, 238, 385
 α -amino nitrile, 534
aminoacetal intermediate, 444
 β -aminoalcohol, 177
gem-aminoalcohol, 330
o-aminobiphenyls, 371
 β -aminocrotonate, 391
aminothiophene synthesis, 254
ammonia, 107, 270, 274, 276, 411
ammonium carbonate, 76
ammonium sulfite, 74
ammonium ylide intermediate, 517
amphotericin B, 89
aniline, 46, 81, 102, 131, 133, 194, 251, 263, 281, 373, 394, 509, 596
anilinomethylenemalonate, 263
anion-assisted Claisen rearrangement, 96
anionic oxy-Cope rearrangement, 138
p-anisylloxymethyl, 141
 α -anomer, 222, 223
 β -anomer, 320
anomeric center, 313
anthracenes, 66
AOM, 141
aprotic solvent, 16, 401
aralkyloxazole, 472
Arndt–Eistert homologation, 10
aromatic aldehyde, 229
aromatic solvent, 202
aromatization, 196, 234, 236, 517
Arthur C. Cope, 217
aryl aldehyde, 424
aryl boronic acid, 87, 102, 574
aryl diazonium salt, 262
aryl groups migrate intramolecularly, 393
aryl halide, 64, 80, 368, 531, 554
aryl hydrazine, 72
aryl migration, 36, 165
1,2-aryl migration, 215
aryl potassium trifluoroborate, 574
N-aryl pyridinium, 596

- aryl-acetylene, 98
 - ω -arylamino-ketone, 46
 - arylation, 102, 277, 332, 574
 - O*-arylation, 332
 - arylboronates, 368
 - β -arylethylamine, 434
 - 2-aryl-3-hydroxy-4*H*-1benzopyran-4-ones, 6
 - arylhydrazone, 227
 - O*-aryliminoethers, 105
 - 3-arylindole, 46
 - aryllithium, 413
 - arylmethyl ether, 202
 - asymmetric [3+2]-cycloaddition, 144
 - asymmetric acyl Pictet–Spengler, 434
 - asymmetric aldol condensation, 212
 - asymmetric amino-hydroxylation, 496
 - asymmetric aza-Michael addition, 355
 - asymmetric Carroll rearrangement, 96
 - asymmetric Claisen rearrangement, 118
 - asymmetric construction of carbon–carbon bond, 351
 - asymmetric Diels–Alder reactions, 143
 - asymmetric dihydroxylation, 499
 - asymmetric epoxidation, 300, 502
 - asymmetric hydroboration, 71
 - asymmetric hydrogenation, 399
 - asymmetric intermolecular Heck reaction, 277
 - asymmetric Mannich reaction, 337, 338
 - asymmetric Mannich-type reaction, 337, 338
 - asymmetric Michael addition, 355
 - asymmetric Mukaiyama aldol reaction, 376
 - asymmetric Petasis reaction, 426
 - asymmetric reduction of ketones, 359
 - asymmetric reduction, 359, 399
 - asymmetric Robinson annulation, 271
 - asymmetric Simmons–Smith, 507
 - asymmetric Tsuji–Trost reaction, 550
 - α -attack, 6
 - β -attack, 6
 - aurone derivative, 7
 - aza [1,2]-Wittig rearrangement, 582
 - aza-Diels–Alder reaction, 187
 - aza-Grob fragmentation, 268
 - aza-Henry reaction, 284
 - azalactone, 167
 - aza-Myers–Saito reaction, 382
 - aza-Payne rearrangement, 421
 - aza- π -methane rearrangement, 192
 - azide, 52, 102, 162, 163, 458, 523
 - azido-alcohol, 52, 490
 - aziridine, 52, 146, 266
 - azirine intermediate, 385
 - N*-aziridinyl imine, 16
 - azlactone, 204
 - 2,2'-azobisisobutyronitrile, 22, 24, 200, 586
 - 1,1'-(azodicarbonyl)dipiperidine, 366
- B**
- backside displacement, 454
 - Baeyer–Villiger oxidation, 12, 70, 165
 - Baker–Venkataraman rearrangement, 14
 - Balz–Schiemann reaction, 488
 - Bamford–Stevens reaction, 16, 494
 - Barbier coupling reaction, 18
 - Bartoli indole synthesis, 20
 - Barton ester, 22
 - Barton nitrite photolysis, 26
 - Barton radical decarboxylation, 22
 - Barton–McCombie deoxygenation, 24
 - base-catalyzed condensation, 169, 463
 - base-catalyzed self-condensation, 546
 - base-induced cleavage, 273
 - base-mediated rearrangement, 332
 - base-promoted radical coupling, 262
 - base-sensitive aldehyde, 341
 - basic condition, 203, 337, 430
 - basic hydrogen peroxide conditions, 165
 - basic oxidation, 70
 - BaSO₄-poisoned palladium catalyst, 476
 - Batcho–Leimgruber indole synthesis, 28
 - Baylis–Hillman reaction, 30
 - 9-BBN, 359
 - Beckmann rearrangement, 33
 - Belluš–Claisen rearrangement, 117
 - benzaldehyde, 95, 108, 515
 - 1,4-benzenediyl diradical formation, 40
 - benzil, 36
 - benzilate, 36
 - benzilic acid rearrangement, 36
 - benzoin condensation, 38, 525
 - p*-benzoquinone, 391
 - benzothiazole, 309
 - benzyl halide, 171, 515, 586
 - benzyl reagent, 202
 - benzylation, 202, 203
 - benzylic bromide, 586
 - benzylic quaternary ammonium salt, 517

- benzylic substrate, 586
 Bergman cyclization, 40, 382
 betaine, 578, 580
 biaryl, 554
cis-bicyclo[3.3.0]octane-3,7-dione, 568
 Biginelli pyrimidone synthesis, 42
 biindolyl, 369
 bimolecular elimination, 30
 Birch reduction, 44
 2,4-bis(4-methoxyphenyl)-1,3-dithiadiphosphetane-2,4-disulfide, 328
 bis(trifluoroethyl)phosphonate, 527
 bis-acetylene, 90
 bis-aryl halide, 531
 1,4-bis(9-*O*-dihydroquinidine)-phthalazine, 496, 499
 Bischler indole synthesis, 46
 Bischler–Möhlau indole synthesis, 46
 Bischler–Napieralski reaction, 48
B-isopinocampheyl-9-borabicyclo[3.3.1]-nonane, 359
 bisoxygenated intermediate, 573
 Blaise reaction, 50
 Blum–Ittah aziridine synthesis, 52
 boat-like, 117
 Bobbitt modification, 445
N-Boc glycine allylic ester, 574
 Boekelheide reaction, 54
 Boger pyridine synthesis, 56, 188
 9-borabicyclo[3.3.1]nonane, 359, *see also* 9-BBN
 borane, 70, 87, 89, 143, 359, 360, 536, 574
 Borch reductive amination, 58
 boric acid, 574
Z-(*O*)-boron-enolate, 212
 boron trifluoride etherate, 222
 boronate, 87, 368
 boronic acid-Mannich, 426
 boronic acid, 87, 88, 102, 426, 574
 boron-mediated Reformatsky reaction, 457
 boron-protected haloboronic acid, 87, 88
 Borsche–Drechsel cyclization, 60
 Boulton–Katritzky rearrangement, 62
 Bouveault aldehyde synthesis, 64
 Bouveault–Blanc reduction, 65
 Br/Cl variant of the Takai reaction, 541
 Bradsher reaction, 66
 bromine/alkoxide for Hofmann rearrangement, 290
 α -bromoacid, 282
 bromodinitrobenzene, 347
N-bromosuccinimide, 586, *see also* NBS
 Brook rearrangement, 68
 [1,2]-Brook rearrangement, 68, 69
 [1,3]-Brook rearrangement, 68
 [1,4]-Brook rearrangement, 68
 [1,5]-Brook rearrangement, 69
 Brown hydroboration, 70
 BT, 309
 Bu₃P, 505
 Bucherer carbazole synthesis, 72
 Bucherer reaction, 74
 Bucherer–Bergs reaction, 76
 Büchner ring expansion, 78
 Buchwald–Hartwig amination, 80, 102
t-BuLi, 69, 199, 390, 413, 414, 582
 Burgess dehydrating reagent, 84, 339
 Burke boronates, 87
 butterfly transition state, 478
t-butyl peroxide, 502
- C**
¹³C-labelled α,β -unsaturated ketone, 196
 Cadiot–Chodkiewicz coupling, 90, 98, 519
 calystegine, 220
 camphorsulfonic acid, 203, *see also* CSA
 Camps quinoline synthesis, 92
 Cannizzaro reaction, 94
 carbazole, 60, 70, 72
 carbene generation, 460
 carbene mechanism, 428
 carbene, 10, 112, 156, 198, 428, 460, 588
 carbocation rearrangement, 176, 177
 β -carbocation stabilization by the silicon group, 231
 β -carbocation stabilization by the β -silicon effect, 484
 carbocyclization, 220
 carbodiimide, 332, 370
 carbon Ferrier reaction, 222
 carbon monoxide, 253, 419
 carbon nucleophile, 222, 484, 548, 572, *see also* C- nucleophile
 carbon tetrachloride, 586, *see also* CCl₄
 carbon–boron bond, 306, 328, 387, 430, 434, 436
 carbonyl oxide, 161

- carbonyl, 335, 399, 456, 484, 490, 542
 β -carbonyl sulfide derivative, 251
 1,2-carbon-to-nitrogen migration, 162
 carboxylic acid, 10, 22, 94, 202, 214, 282, 304, 415, 551
 carboxylic amide derivative, 273
 Carroll rearrangement, 96
 Castro–Stephens coupling, 90, 98, 519
 in situ Castro–Stephens reaction, 99
 catalytic asymmetric enamine aldol, 271
 catalytic asymmetric inverse-electron-demand Diels–Alder reaction, 187
 catalytic cycle, 81, 143, 277, 288, 325, 399, 401, 465, 496, 500, 502, 529, 536, 548, 564
 catalytic Pauson–Khand reaction, 419
 CBS reagent, 143
 3CC, 415
 4CC, 551
 C–C bond rotation, 277
 CCl₄, 97, 298, 319, 447, 455, 473, 516, 586, 587
 Celebrex, 318
 CH₂I₂, 470, 507, 508
 CH₃OTf, 202
 chair-like, 117
 Chan alkyne reduction, 100
 Chan–Lam C–X coupling reaction, 102
 Chantix, 211
 Chapman rearrangement, 105, 393
 Chapman-like thermal rearrangement, 106
 chelate-controlled oxidative Heck arylation, 574
 chemoselective tandem acylation of the Blaise reaction intermediate, 51
 chemoselectivity, 572
 CHI₃, 540
 Chichibabin pyridine synthesis, 107
 chiral allylic C–H oxidation, 573
 chiral auxiliary, 212, 351
 chiral ligand, 496
 chiral oxazoline, 351
 chlorination, 332
 in situ chlorination, 455
 chloro substituent, 594
 chloroammonium salt, 292
 μ -chlorobis-(cyclopentadienyl)-(dimethylaluminum)- μ -methylenetitanium, 542
 chlorodinitrobenzene, 347
 chloroiminium salt, 558
 α -chloromethyl ketones, 276
 2-chloro-1-methyl-pyridinium iodide, 379
 3-chloropyridine, 112
N-chlorosuccinimide, 150, *see also* NCS
 cholesterol, 321
 chromium (VI), 304
 chromium trioxide, 304
 chromium trioxide-pyridine complex, 304
 chromium variant of the Nicholas reaction, 395
 Chugaev reaction, 110
 Chugaev *syn*-elimination, 110
 Ciamician–Dennsted rearrangement, 112
 cinchona alkaloid ligand, 499
 cinnamic acid synthesis, 424
 Claisen condensation, 113, 182
 Claisen isoxazole synthesis, 115
 Claisen rearrangement, 16, 96, 117
 para-Claisen rearrangement, 119
 ortho-Claisen rearrangement product, 119
 classical Favorskii rearrangement, 217
 cleavage of primary carbon–boron bond, 308
 Clemmensen reduction, 129
 C–O bond fragmentation, 240
 CO insertion, 198
 CO, 198, 319
 cobalt-catalyzed Alder-ene reaction, 2
 Collins oxidation, 304
 Collins–Sarett oxidation, 305
 Combes quinoline synthesis, 131, 133
 combinatorial Doebner reaction, 195
 Comins modification, 64
 complexation, 87, 234, 240, 296, 484, 564
 concerted oxygen transfer, 300
 concerted process, 113, 117, 137, 184, 268, 499, 578, 588
 condensation, 3, 28, 38, 42, 43, 60, 92, 107, 113, 131, 133, 169, 182, 196, 204, 212, 225, 229, 238, 254, 255, 270, 274, 284, 286, 315, 375, 423, 434, 444, 463, 470, 474, 525, 532, 534, 546, 551
 Aldol, 3, 424
 Benzoin, 38
 Claisen, 113
 Darzens, 169

- Dieckmann, 182
 Guareschi–Thorpe, 270
 Knoevenagel, 254, 255, 315
 Stobbe, 532
 conjugate addition, 42, 196, 355, 391, 509, *see also* Michael addition
 Conrad–Limpach reaction, 131, 133
 coordination and deprotonation, 102, 345
 coordination, 102, 198, 345, 404, 548
 Cope elimination reaction, 135, 136
 Cope rearrangement, 119, 137
 copper catalyst, 257
 Corey's PCC, 304
 Corey's oxazaborolidine, 143
 Corey's ylide, 146
 Corey–Bakshi–Shibata (CBS) reagent, 143
 Corey–Claisen, 117
 Corey–Fuchs reaction, 148
 Corey–Kim oxidation, 150
 Corey–Nicolaou double activation, 152
 Corey–Nicolaou macrolactonization, 152
 Corey–Seebach dithiane reaction, 154
 Corey–Winter olefin synthesis, 156
 Corey–Winter reductive elimination, 156
 Corey–Chaykovsky reaction, 146
 coumarin, 423
 (–)-CP-263114, 304
 Cp_2TiMe_2 , 428
 $\text{Cr}(\text{CO})_3$ -coordinated hydroquinone, 198
 $\text{Cr}(\text{IV})$, 304
 CrCl_2 , 540
 Criegee glycol cleavage, 159
 Criegee mechanism of ozonolysis, 161
 Criegee zwitterion, 161
 Crimmins procedure for Evans aldol, 212
 Crixivan, 301
 cross-coupling, 87, 88, 102, 259, 288, 289, 299, 325, 389, 519, 529, 531, 536
 cross-McMurry coupling, 335, 336
 Cr-Ni bimetallic catalyst, 401
 CSA, 203, 271, 412, 453, 505
 $\text{Cu}(\text{III})$ intermediate, 90, 98
 $\text{Cu}(\text{OAc})_2$, 102, 103, 259, 260, 299, 565
 cupric acetate, 102
 Curtius rearrangement, 162
 CuTC-catalyzed Ullmann coupling, 554
 cyanamide, 562
 cyanide, 38
 cyanoacetic ester, 270
 cyanogen bromide, 562
 cyanohydrins, 76
 cyclic intermediate, 159
 cyclic iodonium ion intermediate, 447, 592
 cyclic mechanism, 159
 cyclic thiocarbonate, 156
 cyclic transition state, 345, 404
 cyclization of the Stobbe product, 532
 cyclization, 6, 40, 46, 60, 66, 115, 131, 133, 173, 196, 220, 227, 255, 263, 281, 371, 382, 383, 385, 400, 413, 417, 423, 434, 444, 450, 463, 532, 596
 Bergman, 40
 Borsche–Drechsel, 60
 Ferrier carbocyclization, 220
 Myers–Saito, 382
 Nazarov, 383
 Parham, 423
 Pshorr, 450
 [2+2] cycloaddition, 78, 300, 465, 521, 542, 578
 [2+2+1] cycloaddition, 419
 [3+2]-cycloaddition, 143, 499
 [4+2]-cycloaddition reactions, 184
 cyclobutane cleavage, 173
 cyclobutanone, 521
 cyclodehydration, 472
 cyclo-dibromodi- μ -methylene(μ -tetrahydrofuran)trizinc, 403
 cyclohepta-2,4,6-trienecarboxylic acid ester, 78
 cyclohexadiene, 44
 cyclohexanone phenylhydrazone, 60
 cyclohexanone, 60, 220, 383, 419, 470
 cyclopentene, 560
 cyclopropanation, 112, 507
 cyclopropane, 146, 192, 560
 cyclopropanone intermediate, 214
 cycloversion, 465
 C–C bond cleavage, 268
 C–C bond migration, 176, 177

D

- Dakin oxidation, 165
 Dakin–West reaction, 167
 Danishefsky diene, 184
 Darzens condensation, 169

- DBU, 15, 170, 206, 285, 290, 333, 341, 342, 377, 386, 406, 407, 471, 472, 526, DCC, 23, 245, 370
 de Mayo reaction, 173
 DEAD, 223, 243, 248, 365, 366
 decalin, 432
 decarboxylation, 96, 263, 315, 332, 474, 568
 dehydrating reagent, 339, 432
 dehydration, 46, 108, 408, 470, 480, 509
 dehydrative ring closure, 371
 Delépine amine synthesis, 171, 515
 demetallation, 395
 Demjanov rearrangement, 175
 deoxygenation, 24
 (+)-deoxynegamycin, 573
 deprotonation of nitroalkanes, 284
 depsipeptide, 572
 Dess–Martin oxidation, 179, 180, 472
 desulfonylation, 560
 desymmetrization, 95
 Dewar intermediate, 119
 (DHQ)₂-PHAL, 499
 (DHQD)₂-PHAL, 496
 diamide, 551
 diaryl compound, 262
 diastereomer, 311, 451, 495
 diastereoselective glycosidation, 313
 diastereoselective Simmons–Smith cyclopropanation, 507
 1,8-diazabicyclo[5.4.0]undec-7-ene, 341, *see also* DBU
 diazoacetic esters, 78
 2-diazo-1,3-diketone, 458
 α -diazoketone, 588
 2-diazo-3-oxoester, 458
 diazomethane, 10
 diazonium salt, 177, 262, 302, 486
 diazotization, 176, 177
 diboron reagents, 368
 dibromoolefin, 148
 1,3-dicarbonyl compounds, 317
 1,4-dicarbonyl derivative, 525
 1,3-dicyclohexylurea, 370
 dichlorocarbene, 112, 460
 Dieckmann condensation, 182
 Diels–Alder adduct, 184
 Diels–Alder reaction, 56, 66, 143, 184, 185, 186, 187
 diene, 44, 184, 186, 188, 192
 1,4-diene, 192
 dienone, 119
 Dienone–phenol rearrangement, 190
 dienophile, 56, 184, 186, 187
 diethyl diazodicarboxylate, 365, *see also* DEAD
 diethyl succinate, 532
 diethyl tartrate, 502
 diethyl thiodiglycolate, 286
 dihydroisoquinolines, 48
 cis-dihydroxylation, 499
 1,4-dihydropyridine, 274
 diketone, 14, 131, 173, 270, 286, 408, 409, 411, 458, 474
 α -diketone, 286
 β -diketones, 14, 131
 1,4-diketone, 408, 409, 411
 1,4-diketone condensation, 474
 1,5-diketone, 173
 dimerization, 255, 257, 299
 dimethylaminomethylating agent, 206
 dimethylaminomethylation, 206
 dimethylaminopyridine, 594, *see also* DMAP
 N,N-dimethylformamide dimethyl acetal, 28
 dimethylmethylideneammonium iodide, 206
 dimethylsulfide, 150
 dimethylsulfonium methylide, 146
 dimethylsulfoxonium methylide, 146
 dimethyltitanocene, 428
 dinitrophenyl, 67
 diol, 156, 159, 203, 250, 436,
 diosgenin, 130
 1,3-dioxolane-2-thione, 156
 dipeptidyl peptidase IV inhibitor, 574
 diphenyl 2-pyridylphosphine, 244
 diphenylphosphoryl azide, 163, *see also* DPPA
 DIPT, 503
 1,3-dipolar cycloaddition, 161, 458, 459
 2,2'-dipyridyl disulfide, 152
 diradical, 40, 192, 382, 417, 560
 N,N-disubstituted acetamide, 440
 disubstituted azodicarboxylate, 365
 3,4-disubstituted phenols, 190
 4,4-disubstituted cyclohexadienone, 190
 3,4-disubstituted thiophene-2,5-dicarbonyl, 42, 286, 317, 525
 di-*tert*-butylazodicarbonate, 244
 dithiane, 154

- ditin reagent, 531
 di-vinyl ketone, 383
 di- π -methane rearrangement, 192
 2,4-dinitro-benzenesulfonyl chloride, 243
 DMAP, 78, 103, 157, 158, 161, 167, 245, 380, 453, 594, 595
 DMFDMA, 28
 DMS, 150
 DNP, 67
 Doebner quinoline synthesis, 194
 Doebner–von Miller reaction, 196, 509
 domino annulation reaction under Willgerodt–Kindler conditions, 577
 Dötz reaction, 198
 double Chapman rearrangement, 106
 double imine, 227
 double Robinson-type cyclopentene annulation, 471
 double Tebbe, 542, 543
 double Wagner–Meerwein rearrangement, 566
 Dowd–Beckwith ring expansion, 200
 Dowtherm A, 134
 DPE-Phos, 82
 DPPA, 163, 164
 DTBAD, 244
 Dudley reagent, 202
- E**
- E/Z* geometry control, 125
 E1cB, 271, 339
 E2, 30, 31, 424, 430
 E2 *anti*-elimination, 430
 E2 elimination, 424
E-allylic alcohols, 100
 EAN, 316
E-arylated allylic ester, 574
 EDDA, 315
 EDG, 184
 Eglinton coupling, 259
 Ei, 84
 electrocyclic formation, 383
 electrocyclic ring closure, 198
 electrocyclic ring opening, 78
 electrocyclization, 40, 131, 133, 417, 596
 electron transfer, 18, 44, 215, 266, 311, 335, 456, 554
 electron-deficient heteroaromatics, 361
 electron-donating substituent, 44, 184
 electronically *unbiased* α -olefin, 574
 electron-rich alkyl group, 436
 electron-rich carbocycle, 558, 558
 electron-rich ligands, 80
 electron-withdrawing substituent, 44, 184, 347
 electrophile, 30, 89, 146, 266, 325, 484, 490, 558
 electrophilic site, 413
 electrophilic substitution, 234, 296
 elemental sulfur, 254, 408
 elimination, 30, 80, 84, 90, 98, 102, 110, 135, 136, 156, 229
 α -elimination, 460
 β -elimination, 281, 339, 519
 syn-elimination, 505
 syn- β -elimination, 277
 Emil Fischer, 222
 enamine formation, 271, 274
 enamine, 56, 107, 131, 442, 546
 enantioselective aromatic Claisen rearrangement, 121
 enantioselective borane reduction, 143
 enantioselective *cis*-dihydroxylation, 499
 enantioselective epoxidation, 502
 enantioselective ester enolate-Claisen rearrangement, 125
 enantioselective Mukaiyama-aldol reaction, 4
 enantiospecific Baker–Venkataraman rearrangement, 14
 ene reaction, 1, 110, 121, 140
 enediyne, 40
 ene-hydrazine, 227
 enol, 96, 458
 enol ether, 355, 377, 397
 enol silane, 482
 enolate, 3, 125, 182, 206, 212, 250, 274, 282, 355, 424, 458, 470, 532
 enolates, enolsilyl ethers, 206
 enolizable hydrogens for ketones, 217
 enolizable α -haloketones, 214
 enolization, 8, 42, 282, 322, 323, 337
 enolsilane, 478
 enone, 173, 323, 482
 enophile, 1
 enzymatic resolution, 573
 episulfone intermediate, 454
 epoxidation
 Corey–Chaykovsky, 146

Jacobsen–Katsuki, 300
 Payne, 421
 Prilezhaev, 478
 Sharpless, 502
 epoxide migration, 421
 epoxide, 146, 300, 421, 478, 502 549
 cis-epoxide, 300
 trans-epoxide, 300
 2,3-epoxy alcohol, 421
 α,β -epoxy esters, 169
 α,β -epoxy ketone, 570
 α,β -epoxy sulfonylhydrazones, 208
 1,2-epoxy-3-ol, 421
 α,β -epoxyketones, 208
 Erlenmeyer–Plöchl lactone synthesis, 204
erythro betaine, 580
erythro (kinetic adduct), Horner–Wadsworth–Emmons reaction, 294
erythro isomer, 527
 Eschenmoser hydrazone, 16
 Eschenmoser's salt, 206, 337
 Eschenmoser–Claisen amide acetal rearrangement, 123
 Eschenmoser–Tanabe fragmentation, 208
 Eschweiler–Clarke reductive alkylation of amines, 210, 330
 6 π -electrocyclization, 131, 133, 596
 ester, 22, 26, 30, 50, 65, 78, 96, 103, 113, 115, 117, 125, 127, 133, 169, 214, 225, 240, 245, 263, 270, 286, 328, 343, 438, 525
 esterification, 379, 574, 594
 $\text{Et}_3\text{O}^+\text{BF}_4^-$, 343
 Et_3SiH , 245
 ether formation, 202, 339, 366, 584
 ethyl oxalate, 463
 ethylammonium nitrate, 316
 ethylenediamine diacetate, 315
 ethylformate, 458
 Evans aldol reaction, 212
 Evans *syn*, 212
 evolution of CO_2 , 167
 EWG, 184
exo complex, 419
 extrusion of dinitrogen, 162
 extrusion of nitrogen, 56, 490

F

Favorskii rearrangement, 214

Feist–Bénary furan synthesis, 218
 Ferrier carbocyclization, 220
 Ferrier glycal allylic rearrangement, 222
 Ferrier I reaction, 222
 Ferrier II Reaction, 220
 Ferrier reaction, 222
 Ferrier rearrangement, 222
 Fiesselmann thiophene synthesis, 225
 Fischer carbene, 198
 Fischer indole synthesis, 60, 72, 227
 Fischer oxazole synthesis, 229
 flavone, 8
 flavonol, 6
 Fleming–Tamao oxidation, 231
 Fleming–Kumada oxidation, 233
 fluoride, 288
 fluoroarene, 488
 fluoro–Meisenheimer complex, 347
 fluororous Corey–Kim reaction, 150
 fluororous Mukaiyama reagent, 380
 formal [2+2+1] cycloaddition, 419
 formaldehyde, 210, 330
 formamide acetal, 28
 formic acid, 210, 330
o-formylphenol, 460
 formylation, 64, 253
 four-component condensation, 551
 four-electron system, 1
 four-membered titanium oxide ring intermediate, 428
 fragmentation, 196, 208, 240, 268
 Friedel–Crafts acylation reaction, 234
 Friedel–Crafts alkylation reaction, 236
 Friedel–Crafts reaction, 234
 Friedländer quinoline synthesis, 238
 Fries rearrangement, 240
ortho-Fries rearrangement, 241
 Fries–Finck rearrangement, 240
 Fukuyama amine synthesis, 243
 Fukuyama reduction, 245
 Fukuyama–Mitsunobu procedure, 243
 functional group interconversion, 572
 functional group migration, 576
 furan ring as the masked carbonyl, 464
 furan synthesis, 218, 409
 fused pyridine ring, 263

G

Gabriel amine synthesis, 249
 Gabriel synthesis, 171, 246
 Gabriel–Colman rearrangement, 250

- Garner's aldehyde, 266
Gassman indole synthesis, 251
Gattermann–Koch reaction, 253
Gewald aminothiophene synthesis, 254
Glaser coupling, 257, 299
glycerol, 509
glycidic ester, 169
glycol, 159, 222, 223, 225, 334, 591
glycosidation, 313, 320, 492
 β -glycoside, 320
C-glycosidic product, 222
glycosyl acceptor, 313
Gomberg–Bachmann reaction, 262, 450
Gould–Jacobs reaction, 263
green Dakin–West reaction, 168
Grignard reaction, 18, 266
Grignard reagent, 16, 20, 266, 325, 490, 494
Grob fragmentation, 268
Grubbs' catalyst, 78, 465, 467
Grubbs' catalyst, intramolecular
Buchner reaction, 78
Guareschi imide, 270
Guareschi–Thorpe condensation, 270
- H**
[1,5]-H-atom shift, 121
Hajos–Wiechert reaction, 271
halfordinal, 230
Haller–Bauer reaction, 273
N-haloamines, protonated, 292
o-halo-aniline, 373
haloarene, 486
 α -halocarbohydrate, 320
 α -haloesters, 50, 169, 456
halogen effect, 472
 α -halogenation, 282
halogen–lithium exchange, 413
 α -haloketones, 171, 218
2-halomethyl cycloalkanones, 200
 α -halosulfone, 454
Hantzsch 1,4-dihydropyridines, 274, 275
Hantzsch dihydropyridine synthesis, 274
Hantzsch pyrrole synthesis, 276
head-to-head alignment, 173
head-to-tail alignment, 173
Heck arylation, 574
Heck reaction, 277, 278, 280, 373, 574
Hegedus indole synthesis, 281
Hell–Volhard–Zelinsky reaction, 282
hemiaminal, 474, 515
(+)-hennoxazole, 472
Henry nitroaldol reaction, 284
heteroaryl Heck reaction, 280
heteroaryl recipient, 280
heteroaryllithium, 413
heteroarylsulfones, 309
hetero-Carroll rearrangement, 96
hetero-Diels–Alder reaction, 56, 187
heterodiene addition, 187
heterodienophile addition, 187, 188
heteropoly acid catalyst, 168
hex-5-enopyranosides, 221
hexacarbonyldicobalt complex, 395, 419
hexacarbonyldicobalt-stabilized propargyl cation, 395
hexamethylenetetramine, 171, 172, 515
Hinsberg synthesis of thiophene derivative, 286
Hiyama cross-coupling reaction, 288
Hoch–Campbell aziridine synthesis, 266
Hofmann degradation, 290
Hofmann rearrangement, 290
Hofmann–Löffler–Freitag reaction, 292
homoallylic alcohol, 584
homocoupling, 258, 299, 335, 554
homo-Favorskii rearrangement, 215
homologated carboxylic acid, 588
homolysis, 215
homolytic cleavage, 22, 24, 26, 200, 292, 298, 334, 582, 586
homo-McMurry coupling, 335
homo-Robinson, 470
Horner–Wadsworth–Emmons reaction, 294, 341
Horner–Emmons reaction, 527
Hosomi–Sakurai reaction, 484
Hosomi–Miyaura borylation, 368
Houben–Hoesch synthesis, 296
Huang Minlon modification, 590, 591
Hunsdiecker–Borodin reaction, 298
hydantoin, 76, 102, 497
hydrazine, 72, 102, 227, 249, 317, 334, 570, 590
hydrazoic acid, 490
hydrazone, 16, 60, 208, 227, 302, 570
hydride, 94, 100, 210, 330, 345, 359, 373, 404, 482, 515, 564, 591
 β -hydride elimination, 373, 482
hydride shift, 564, 591
hydride source, 210
hydride transfer, 94, 345, 359, 404, 515

hydro-allyl addition, 1
o-hydroxyaryl ketones, 8
 hydrogen atom abstraction, 24
 1,5-hydrogen abstraction, 26
 1,5-hydrogen atom transfer, 292
 hydrogen donor, 40, 274
 hydrogenation, 399, 476
 hydrogenolysis, 251
 hydrolysis of iminium salt, 271
 hydrolysis, 54, 162, 165, 231, 247, 266, 271, 282, 286, 296, 315, 385, 393, 438, 447, 456, 460, 463, 478, 499, 534, 592
 hypopalladation, 564
 hydroxamic acid, 332
 hydroxide-catalyzed rearrangements, 214
 ω -hydroxyl-acid, 152
 hydroxylamine, 115, 349
N-hydroxyl amines, 135
 α -hydroxylation, 478
 4-hydroxy-3-carboalkoxyquinoline, 263
 β -hydroxycarbonyl, 3
 2'-hydroxychalcones, 6
 5-hydroxylindole, 391
 3-hydroxy-isoxazoles, 115
 2-hydroxymethylpyridine, 54
 β -hydroxy- β -phenylethylamine, 432
 4-hydroxyquinoline, 263
 β -hydroxysilane, 203, 430
 3-hydroxy-2-thiophenecarboxylic acid derivatives, 225
 hydrozinolysis, 62
 hypohalite, 251, 290

I

IBX, 179, 397
 imide, 102, 270, 444, 474
 imine, 58, 102, 107, 131, 490, 521, 546, 551
 iminium formation/hydrolysis, 315
 iminium ion, 315, 330, 440, 442, 519, 534
 imino ether, 438
 iminochloride, 385
 iminophosphorane, 523
 indole, 20, 28, 46, 60, 72, 227, 251, 281, 373, 391, 463
 indole synthesis, 227, 251, 281, 373, 391, 463
 Bartoli, 20
 Batcho–Leimgruber, 28

 Bischler–Möhlau, 46
 Fischer, 227
 Gassman, 251
 Hegedus, 281
 Mori–Ban, 373
 Nenitzescu, 391
 Reissert, 463
 indole-2-carboxylic acid, 463
 Ing–Manske procedure, 249
 Initiation, radical, 586
 inositol, 220
 insertion toward CH, 419
 insertion, 198, 277, 280, 373, 419, 589
 intercomponent interactions, 90
 intermolecular addition, 361, 509
 intermolecular aldol, 4
 intermolecular Bradsher cycloaddition, 66, 67
 intermolecular C–H amination, 573
 intermolecular C–H oxidation, 572
 intermolecular Friedel–Crafts acylation, 234
 intermolecular Heck arylation, 280, 574
 intermolecular Yamaguchi coupling, 594
 internal acetylenes, 353
 intramolecular acyl transfer, 424
 intramolecular Alder-ene reaction, 1
 intramolecular aldol condensation, 470
 intramolecular Baylis–Hillman reaction, 31
 intramolecular Boger pyridine synthesis, 56
 intramolecular Bradsher cyclization, 66
 intramolecular Büchner reaction, 78
 intramolecular Cannizzaro reaction, 95
 intramolecular C–H oxidation, 572
 intramolecular condensation, 205
 intramolecular cross-coupling, 531
 intramolecular cyclization, 413
 intramolecular Diels–Alder reaction, 184, 185
 intramolecular ene reaction, 110
 intramolecular Favorskii Rearrangement, 214
 intramolecular Friedel–Crafts acylation, 234, 235
 intramolecular Heck reaction, 278, 280, 285, 280, 373
 intramolecular Horner–Wadsworth–Emmons, 295

intramolecular Houben–Hoesch reaction, 296
intramolecular mechanism, 304
intramolecular Michael addition, 356
intramolecular Minisci reaction, 362
intramolecular Mitsunobu reaction, 366
intramolecular Mukaiyama aldol reaction, 375
intramolecular Nicholas reaction using chromium, 396
intramolecular Nozaki–Hiyama–Kishi reaction, 401
intramolecular nucleophilic aromatic rearrangement, 511
intramolecular pathway, 440
intramolecular Pauson–Khand reaction, 419
intramolecular Schmidt rearrangement, 491
intramolecular S_N2 , 169
intramolecular Stetter reaction, 525
intramolecular Suzuki–Miyaura coupling, 536
intramolecular Thorpe reaction, 546
intramolecular transamidation, 331
intramolecular Tsuji–Trost reaction, 549
intramolecular Yamaguchi coupling, 594
inverse electronic demand Diels–Alder reaction, 186
cis-trans inversion, 596
inversion of configuration, 548
iododinitrobenzene, 347
iodosobenzene diacetate for Hofmann rearrangement, 290
O-iodoxybenzoic acid, 179, 397
ionic liquid, 316, 343
ionic liquid-promoted interrupted Feist–Benary reaction, 218
ionic mechanism, 266
ipso attack, 347
ipso substitution, 231, 347
Ireland–Claisen (silyl ketene acetal) rearrangement, 125
iron salt-mediated Polonovski reaction, 441
irreversible fragmentation, 196
C-isocyanide, 415, 551
isocyanate intermediate, 76, 162, 290, 332
isoflavone, 8

isomerization, 229, 353, 421, 470
isoquinoline 1,4-diol, 250
isoquinoline, 48, 250, 432, 434, 444, 461, 462
3-isoxazolol, 115
5-isoxazolol, 115

J

Jacobsen–Katsuki epoxidation, 300
Japp–Klingemann hydrazone synthesis, 60, 302
Johnson–Claisen (orthoester) rearrangement, 127
Jones oxidation, 304, 305
Julia olefination, 309
Julia–Kocienski olefination, 309, 311

K

Kahne glycosidation, 313
Kazmaier–Claisen, 117
ketene, 10, 123, 125, 127, 521, 588
ketene acetal, 123, 125, 127
ketene cycloaddition, 521
N,O-ketene acetals, 123
 α -ketocarbene, 588
 α -ketocarbene intermediate, 10
keto-enol tautomerization, 96
 β -ketoester, 50, 96, 113, 115, 133, 218, 274, 276, 302, 423
2-ketophenols, 240
4-ketophenols, 240
 α -keto-phosphonate, 341
ketoximes, 266
ketyl, 65
Kharasch cross-coupling reaction, 325
kinetic product, 16, 294, 494, 527
kinetic resolution, 574
Kishner reduction, 1
Knoevenagel condensation, 254, 255, 315
Knorr pyrazole synthesis, 317, 411
Knorr thiophene synthesis, 328
Koch–Haaf carbonylation, 319
Koenig–Knorr glycosidation, 320
Kostanecki acylation reaction, 322
Kostanecki reaction, 8, 322
Kostanecki–Robinson reaction, 322
Kröhnke pyridine synthesis, 333
Kumada coupling, 288, 325, 529, 536

L

lactam, 240, 328, 521
 β -lactam, 521
 lactone, 204, 328, 403, 521
 azalactone, 167, 204
 β -lactone, 521
 lactonization, 532
 larger counterion, 309
 Lawesson's reagent, 328, 408
 lead tetraacetate for Hofmann rearrangement, 291
 lead tetraacetate, 159
 Lebel modification of the Curtius rearrangement, 164
 less-substituted olefin, 494
 Leuckart–Wallach reaction, 210, 330, 331
 Lewis acid catalyst, 222
 Lewis acid, 1, 212, 222, 234, 236, 240, 375, 377, 395, 423, 484, 492
 Lewis acid-catalyzed aldol condensation, 375
 Lewis acid-catalyzed Michael addition, 377
 Lewis basic phenol, 572
 LiBr complex, 580
 ligand exchange, 80, 476, 548
 Lipitor, 411
 liquid ammonia, 44
 long-lived radical, 26
 Lossen rearrangement, 332
 low-valent titanium, 335
 L-phenylalanine, 271, 272
 proline, 143, 271, 337, 338
 LTA, 159

M

macrolactonization, 152, 573
 magnesium metal, 266
 magnesium oxide, 202
 maleimidyl acetate, 250
 manganaoxetane intermediate, 300
 Mannich base, 337
 Mannich reaction, 206, 337, 426
 Martin's sulfurane dehydrating reagent, 339, 457
 Masamune–Roush conditions, 341
 masked carbonyl equivalent, 154
 McFadyen–Stevens reduction, 334
 McMurry coupling, 335
 MCR, 42, 76

$\text{Me}_3\text{O}^+\text{BF}_4^-$, 343
 Meerwein reagent, 343, 361
 Meerwein's salt, 343
 Meerwein–Eschenmoser–Claisen rearrangement, 123
 Meerwein–Ponndorf–Verley reduction, 345, 404
 Me-IBX, 397
 Meisenheimer complex, 243, 347, 511
 [1,2]-Meisenheimer rearrangement, 349
 [2,3]-Meisenheimer rearrangement, 350
 Meisenheimer–Jackson salt, 347
 Meldrum's acid, 116
 4-membered ring transition state, 523
 Mes, 465
 mesityl, 465
 mesyl azide, 458
 metal-methylation, 343
 methoxycarbonylsulfamoyl-triethylammonium hydroxide inner salt, 84
o-methyl-IBX, 397
 methyl triflate, 202
 methyl vinyl ketone, 470
 methylenated ketones, 206
N-methylation, 344
N-methyliminodiacetic acid, 87
 2-methylpyridine *N*-oxide, 54
 Meyers oxazoline method, 351
 Meyer–Schuster rearrangement, 353, 480
 MgO, 202
 Mg–Oppenauer oxidation, 404
 Michael addition, 107, 271, 274, 323, 355, 377, 423, 470, 484, 525, *see also* conjugate addition
 Michaelis–Arbuzov phosphonate synthesis, 357
 Michael–Stetter reaction, 525
 microwave, 29, 33, 43, 47, 74, 210, 264, 298, 299, 334, 335, 356, 429, 470, 511, 577, 590
 microwave Smiles rearrangement, 511
 microwave-assisted Gould–Jacobs reaction, 264
 microwave-assisted, solvent-free
 Bischler–indole synthesis, 47
 microwave-Hunsdiecker–Borodin, 298
 microwave-induced Biginelli condensation, 43
 MIDA, 87

- Midland reduction, 359
 migration order, 12, 436
 migration, 12, 36, 68, 162, 165, 175, 177, 203, 215, 319, 393, 421, 436, 490, 566, 576
 1,3-migration of an aryl group from oxygen to sulfur, 393
 migratory insertion, 277
 Minisci reaction, 361
 Mislow–Evans rearrangement, 363
 Mitsunobu reaction, 243, 332, 365, 366
 mixed anhydride, 205, 594
 mixed orthoester, 127
 Miyaura borylation, 368
 Mn(III)salen, 300
 Mn(III)salen-catalyzed asymmetric epoxidation, 300
 modified Ireland–Claisen rearrangement, 126
 modified Skraup quinoline synthesis, 509
 Moffatt oxidation, 370
 monoxygenated precursor, 574
 more-substituted olefin, 494
 Morgan–Walls reaction, 371
 Mori–Ban indole synthesis, 373
 Morita–Baylis–Hillman reaction, 30
 morpholine-polysulfide, 255
 MPS, 255
 Mukaiyama aldol reaction, 4, 375, 375, 376
 Mukaiyama Michael addition, 377
 Mukaiyama reagent, 379, 380
 multicomponent reactions, 42, 62
 MVK, 470
 MWI, 43
 Myers–Saito cyclization, 382
N-(2,4-dinitrophenyl)pyridinium salt, 596
- N**
 naphthol, 72
 β -naphthol, 74
 β -naphthylamines, 74
 Naproxen, 577
 Nazarov cyclization, 383
 NBS variant of Hofmann rearrangement, 290
 NBS, 290, 298, 516, 586, 587
 NCS, 100, 150, 151, 292
 Neber rearrangement, 385
 Nef reaction, 387
 Negishi cross-coupling reaction, 325, 389
 neighboring group assistance, 447, 492, 592
 Nenitzescu indole synthesis, 391
 Newman–Kwart reaction, 393
 Nicholas reaction, 395
 Nicholas–Pauson–Khand sequence, 395
 nickel-catalyzed cross-coupling, 325, 389
 Nicolaou dehydrogenation, 397
 nifedipine, 274
 nitrene, 162
 nitrile, 2, 34, 50, 98, 254, 296, 438, 468,, 490, 534, 546, 562
 nitrile–Alder–ene reaction, 2
 nitrilium ion intermediate, 468, 490
 nitrite ester, 26
 2-nitroalcohol, 284
 nitroaldol condensation, 284
 nitroalkanes, 284
 nitroarenes, 20
 nitrobenzene, 371
 4-nitrobenzenesulfonyl, 499
 nitrogen nucleophile, 572
 nitrogen radical cation, 292
 nitrogen source, 496
 nitronate, 284, 347, 387
 nitronic acid, 284, 387
o-nitrophenyl selenide, 505
o-nitrophenyl selenocyanate, 505
 nitroso intermediate, 20, 26, 102
o-nitrotoluene derivatives, 28, 463
 non-enolizable ketone, 217, 273
 nonstabilized ylide, 580
 Nos, 499
 nosylate, 499
 Noyori asymmetric hydrogenation, 399
 Nozaki–Hiyama–Kishi reaction, 401
 nucleophile, 89, 154, 162, 222, 355, 365, 395, 484, 548, 572, 573
C-nucleophile, 222, *see also* carbon nucleophile
O-nucleophile, 222
S-nucleophile, 222
 nucleophilic addition, 50, 351, 438, 456, 456
 nucleophilic radical, 361
 Nysted reagent, 403

O

- octacarbonyl dicobalt, 419
 odorless Corey–Kim reaction, 150
 olefin, 16, 66, 70, 84, 110, 135, 146,
 148, 156, 157, 173, 277, 294, 309, 319,
 335, 339, 373, 454, 494, 499, 500, 505,
 507, 521, 564, 566, 572, 574, 578, 580
 α -olefin, 572, 574
 cis-olefin, 294
 E-olefin, 300, 309, 311, 580
 exo-olefin, 542
 trans-olefin, 294
 (*Z*)-olefin, 300, 527, 578, 580
 olefin ether, 66
 olefin formation, 294, 454, 505
 olefin sulfide, 66
 olefination, 156, 309, 311, 335, 403,
 428, 430, 578
 olefination of ketones and aldehydes,
 403
 oleum, 446
 one-carbon homologation, 10, 148
 one-pot PCC–Wittig reactions, 306
 Oppenauer oxidation, 404, 345
 optically pure diethyl tartrate, 502
 organic azide, 523
 organoborane, 70, 536, 574
 organocatalyst, 4, 274
 organohalide, 266, 288, 325, 519, 529,
 536
 organolithium, 325
 organomagnesium compounds, 266,
 325, *see also* Grignard reagent
 organosilicon, 288
 organostannane, 529
 organozinc, 389, 456
 Ormosil-TEMPO, 545
 osmium catalyst, 499
 osmium-mediated, 496, 499
O-substituted glycol derivatives, 222
O-sulfonylation, 332
 Overman rearrangement, 406
 oxaphosphetane, 578
 oxa-Pictet–Spengler, 434
 oxatitanacyclobutane, 542
 oxazete intermediate, 105
 oxazole, 229, 472, 556
 5-oxazolone, 205
 oxazoline intermediate, 167
 oxa- π -methane rearrangement, 193
 oxetane, 417
 manganaoxtane, 300
 γ -oximino alcohol, 26
 oxidation, 70, 107, 194, 572
 Baeyer–Villiger, 12
 Collins–Sarett, 305
 Corey–Kim, 150
 Dakin, 165
 Dess–Martin, 179
 Étard, 129
 Fleming–Tamao, 231
 Hooker, 196
 Jacobsen–Katsuki, 300
 Jones, 304
 Moffatt, 370
 Oppenauer, 404
 PCC, 306
 PDC, 307
 Prilezhaev, 323
 Riley, 336
 Rubottom, 378
 Saegusa, 482
 Sarett, 538
 Swern, 402
 Tamao–Kumada, 233
 TEMPO, 544
 Wacker, 564
 oxidative addition, 80, 90, 98, 245, 277,
 280, 288, 325, 368, 373, 389, 401, 456,
 476, 507, 519, 529, 531, 536, 548, 554
syn-oxidative elimination, 505
 oxidative cyclization, 6, 281
 oxidative demetallation, 395
 oxidative homo-coupling, 257, 299
N-oxide, 54, 135, 300, 349, 350, 440,
 442, 543
 oxide-coated titanium surface, 335
 oxime, 33, 266, 385
 oxirane, 52
 oxo-Diels–Alder reaction, 187
 4-oxoform, 263
 oxonium ion, 313, 320, 343
 β -oxo ylide, 580
 oxy-Cope rearrangement, 137, 138, 140
 oxygen nucleophile, 572
 oxygen transfer, 300
 oxygenated compound, 572, 573

P

- P₂O₅, 432
 P₄O₁₀, 432
 P4-*t*-Bu, 311

- Paal thiophene synthesis, 408
Paal–Knorr furan synthesis, 409
Paal–Knorr pyrrole synthesis, 317, 411
palladation, 281, 564
palladium, 80, 98, 277, 288, 325, 368, 389, 476, 482, 519, 529, 531, 536, 548, 564, 572
palladium-catalyzed alkenylation, 277
palladium-catalyzed arylation, 277
palladium-catalyzed oxidation, 564
palladium-promoted reaction
 Buchwald–Hartwig amination, 80
 Heck, 277
 heteroaryl Heck, 280
 Hiyama, 288
 Kumada, 325
 Miyaura borylation, 368
 Mori–Ban indole, 373
 Negishi, 389
 Rosenmund reduction, 476
 Saegusa, 482
 Sonogashira, 519
 Stille, 529
 Stille–Kelly, 531
 Suzuki–Miyaura, 536
 Tsuji–Trost, 548
 Wacker, 564
palladium-catalyzed substitution, 548
pancratistatin, 220
paniculide A, 220
paraffin, 134
Parham cyclization, 413, 415
Passerini reaction, 551
Paternò–Büchi reaction, 417
Pauson–Khand reaction, 395, 419, 420
Payne rearrangement, 421
Pb(OAc)₄, 159
PCC oxidation, 304, 306
Pd(II) oxidant, 482
Pd(II) reduction to Pd(0), 519
Pd/C catalyst, 245
Pd/Cu-catalyzed cross-coupling, 519
PDC, 304, 307
Pd–H isomerization, 574
Pechmann coumarin synthesis, 423
pentacoordinate silicon intermediate, 68
peracid, 231
pericyclic reaction, 1
periodinane oxidation, 179, 180
Perkin reaction, 424
Petasis boronic acid–Mannich reaction, 426
Petasis reaction, 426
Petasis reagent, 428
Peterson elimination, 203
Peterson olefination, 430
Pfau–Platter azulene synthesis, 78
Pfitzner–Moffatt oxidation, 370
Ph₃P, 52, 53, 99, 148, 149, 152, 223, 280, 288, 360, 365, 368, 373, 472, 519, 523, 536, 578
PhCuI, 554
phenanthridine cyclization, 371
β-phenethylamides, 48
phenol esters, 240
phenol, 102, 165, 190, 240, 296, 393, 423, 460, 492, 572
phenolic ether, 296
phenylhydrazine, 227
4-phenylpyridine *N*-oxide, 300
phenyltetrazolyl, 309
PhNO₂, 509
phospha-Michael addition, 355
phosphate ester, 220
phosphazide, 523
phosphazo compound, 523
phosphite, 357
phosphonate synthesis, 357
phosphonate, 294, 341, 357, 527
phosphoric acid, 409
phosphorus oxychloride, 48, 49, 229, 235, 264, 371, 432, 558, 559,
phosphorus pentoxide, 432
phosphorus ylide, 578, 580
[2+2]-photochemical cyclization, 173
photochemical decomposition, 292
photochemical rearrangement, 162
photo-Favorskii Rearrangement, 215
photo-Fries rearrangement, 241
photoinduced electrocyclization, 417
photolysis, 26, 192
photo-Reimer–Tiemann reaction without base, 460
photo-Schiemann reaction, 488
phthalimide, 247, 248, 249
Pictet–Gams isoquinoline synthesis, 432
Pictet–Spengler tetrahydroisoquinoline synthesis, 434
pinacol, 436, 574
pinacol rearrangement, 436
(1*R*)-(+)-α-pinene, 359

Pinner reaction, 438
 piperidine, 292
 pivalic acid, 411
 PMB ethers, 202
 PMB reagent, 202
 PMB-protection, 203
 Polonovski reaction, 440, 442
 Polonovski–Potier rearrangement, 442
 polyene skeleton, 89
 polymer-support Hinsberg thiophene synthesis, 287
 polymer-supported Mukaiyama reagent, 379
 polyphosphoric acid, 34, 66, 332, *see also* PPA
 polysubstituted oxetane ring system, 417
 Pomeranz–Fritsch reaction, 444, 446
 potassium phthalimide, 247
 PPA, 34, 66, 132, 134, 163, 164, 235, PPSE, 235
 precatalyst, 465, 548
 preoxidized material, 572
 Prévost *trans*-dihydroxylation, 447, 592
 Prilezhaev epoxidation, 478
 primary alcohol, 304, 305, 339
 primary amides, 290
 primary amine, 171, 178, , 210, 243, 247, 290, 411, 474
 primary cycle, 500
 primary nitroalkane, 387
 primary ozonide, 161
 Prins reaction, 448
 proline, 143, 271
 (*S*)-(–)-proline, 271
 propagation, 586
 propargylated product, 395
 protic acid, 33, 202,
 protic solvent, 16, 556
 proton transfer, 38, 52, 131, 132, 133, 458
 protonated heteroaromatic nucleus, 361
 Pschorr cyclization, 450
 PT, 309
 puckered transition state, 521, 578
 Pummerer rearrangement, 452
 purine, 102
 putative active catalyst, 502
 PyPh₂P, 244
 PYR, 309
 pyrazinone, 102
 pyrazole, 317, 411

pyrazolone, 317
 2-pyridinethione, 152
 2-pyridone, 270
 pyridinium chlorochromate, 304, *see also* PCC
 pyridinium dichromate, 304, *see also* PDC
 pyridium, 66
 pyridone, 102
 pyrimidine, 102
 α -pyridinium methyl ketone salts, 323
 pyrolysis, 156
 pyrrole, 112, 276, 317, 411
 pyrrolidine, 292
 pyruvic acid, 194

Q

quasi-axial bonds, 222
 quasi-Favorskii rearrangement, 217
 quinaldic acid, 461
 quinoline, 92, 131, 133, 194, 196, 238, 263, 394, 461, 509, 510
 quinolin-4-ones, 133
 quinoline-4-carboxylic acid, 194

R

racemization, 227, 273
 radical, 22, 24, 26, 40, 44, 65, 129, 192, 200, 257, 262, 266, 292, 300, 335, 361, 382, 417, 450, 540, 544, 546, 560, 582, 586
 radical anion, 44, 65, 129, 335
 radical cation, 292
 radical chain reaction, 586
 radical coupling, 262
 6-*exo-trig* radical cyclization, 450
 5-*exo-trig*-ring closure, 182
 radical decarboxylation, 22
 radical initiating conditions, 586
 radical intermediate, 300
 radical mechanism, 257, 266, 540, 582
 radical reactions
 Barton radical decarboxylation, 22
 Barton–McCombie, 240
 Barton nitrite photolysis, 26
 Dowd–Beckwith ring expansion, 200
 Gomberg–Bachmann, 262
 McFadyen–Stevens reduction, 334
 McMurry coupling, 335
 TEMPO-mediated oxidation, 544
 radical Thorpe–Ziegler reaction, 546

- radical-based carbon–carbon bond formation, 361
radical-mediated ring expansion, 200
Ramberg–Bäcklund reaction, 454
Raney nickel, 251
Ra-Ni, 29, 155
rate-limiting step, 218
Rawal diene, 188
RCM, 465
real catalyst, 465
rearomatization, 196
rearrangement
 abnormal Claisen, 121
 anionic oxy–Cope, 138
 Baker–Venkataraman, 14
 Beckmann, 33
 Benzilic acid, 36
 Boulton–Katritzky, 62
 Brook, 68
 Carrol, 96
 Chapman, 105
 Ciamician–Dennsted, 112
 Claisen, 117
 para-Claisen Cope, 119
 Cope, 137
 Curtius, 162
 Demjanov, 175
 Dienone–phenol, 190
 Di- π -methane, 192
 Eschenmoser–Claisen, 123
 Favorskii, 214
 Ferrier glycol allylic, 222
 Fries, 240
 Gabriel–Colman, 250
 Hofmann, 290
 Ireland–Claisen, 125
 Johnson–Claisen, 127
 Lossen, 332
 [1,2]-Meisenheimer, 349
 [2,3]-Meisenheimer, 350
 Meyer–Schuster, 353
 Mislow–Evans, 363
 Neber, 385
 Overman, 406
 oxy–Cope, 140
 Payne, 421
 Pinacol, 436
 Polonovski–Potier, 442
 Pummerer, 452
 Rupe, 480
 quasi-Favorskii, 217
 Schmidt, 490
 siloxy–Cope, 141
 Smiles, 511
 Sommelet–Hauser, 513
 Tiffeneau–Demjanov, 177
 Truce–Smile, 513
 Vinylcyclopropane–cyclopentene, 560
 Wagner–Meerwein, 566
 [1,2]-Wittig, 582
 [2,3]-Wittig, 584
 Wolff, 588
(*S,S*)-reboxetine, 503
Red-Al, 100
redox reaction, 94, 401
reducing agent, 210, 330, 274
reduction
 Birch, 44
 Bouveault–Blanc, 65
 CBS, 143
 Chan alkyne, 100
 Clemmensen, 129
 Fukuyama, 245
 ketones, 345
 McFadyen–Stevens, 334
 Meerwein–Ponndorf–Verley, 345
 Midland, 359
 Rosenmund, 476
 Staudinger, 532
 Wolff–Kishner, 590
1,4-reduction, 44
reduction of Pd(OAc)₂ to Pd(0) using Ph₃P, 373
reductive amination, 58, 330
reductive cyclization, 463
reductive elimination, 58, 80, 90, 98, 102, 156, 245, 277, 288, 325, 330, 368, 389, 419, 476, 519, 529, 531, 536, 548, 564
reductive Heck reaction, 278
reductive methylation, 210
Reformatsky reaction, 456
regeneration of Pd(0), 373
regioisomer, 173, 572
regioselectivity, 52, 496, 572
Regitz diazo synthesis, 458
Reimer–Tiemann reaction, 460
Reissert aldehyde synthesis, 461
Reissert compound from isoquinoline, 462
Reissert compound, 461

Reissert indole synthesis, 463
retention of configuration, 231, 548
 retro-[1,4]-Brook rearrangement, 69
 retro-[2+2] cycloaddition, 542
 retro-aldol reaction, 173
 retro-benzilic acid rearrangement, 36
 retro-Bucherer reaction, 74
 retro-Claisen condensation, 60, 113
 retro-Cope elimination, 136
 retro-Diels–Alder reaction, 56, 185
 retro-Henry reaction, 284
 reverse Kahne-type glycosylation, 314
 reversible conjugate addition, 196
 rhodium carbenoid, 78
 ring expansion, 200
 ring opening, 532, 596
 6-*oxo-trig* ring formation, 322
 ring-closing metathesis, 465
 trisubstituted phosphine, 365
 Ritter intermediate, 490
 Ritter reaction, 468
 Robinson annulation, 271, 470
 Robinson–Gabriel synthesis, 472
 Robinson–Schöpf reaction, 474
 room temperature Buchwald–Hartwig amination, 81
 Rosenmund reduction, 476
 Rosenmund–von Braun synthesis of aryl nitrile, 98
 rotation, 277, 430
 rotaxane, 90
 Rubottom oxidation, 478
 Rupe rearrangement, 353, 480
 ruthenium(II) BINAP-complex, 399

S

Saegusa enone synthesis, 482
 Saegusa oxidation, 397, 482
 safe surrogate for cyanide, 525
 Sakurai allylation reaction, 484
 Sandmeyer reaction, 486
 Sanger's reagent, 347
 saponification, 263
 Sarett oxidation, 304, 305
 Saucy–Claisen, 117
 Schiemann reaction, 488
 Schiff base, 133
 Schlittler–Müller modification, 446
 Schlosser modification of the Wittig reaction, 580
 Schmidt rearrangement, 490

Schmidt's trichloroacetimidate glycosylation reaction, 492
 Schmittel cyclization, 382
 Schönberg rearrangement, 393
 Schrock's catalyst, 465
 secondary alcohol, 179, 304, 339, 404
 secondary amine, 210, 243
 secondary cycle, 500
 secondary nitroalkane, 387
 secondary ozonide, 161
 secondary α -acetylenic alcohol, 353
 seleno-Mislow–Evans, 363
 semi-benzylic mechanism, 217
 SET, 18, 44, 65, 129, 155, 266, 311, 554, 335, 397, 554
 Shapiro reaction, 16, 494
 Sharpless asymmetric amino hydroxylation, 496
 Sharpless asymmetric dihydroxylation, 499
 Sharpless asymmetric epoxidation, 502
 Sharpless olefin synthesis, 505
 1,3-shift, 353
 Shioiri–Ninomiya–Yamada modification of Curtius rearrangement, 163
 SIBX, 397
 [1,2]-sigmatropic rearrangement, 349
 [2,3]-sigmatropic rearrangement, 20, 251, 350, 363, 584
 [3,3]-sigmatropic rearrangement, 60, 72, 96, 117, 119, 121, 123, 125, 127, 137, 138, 140, 141, 227, 406
 sila-Stetter reaction, 525
 sila-Wittig reaction, 430
 silicon cleavage, 484
 β -silicon effect, 484
 siloxane, 102
 α -silyloxy carbanions, 68
 siloxy-Cope rearrangement, 141
 silver carboxylate, 298
 silver salt, 320
 silver-catalyzed oxidative decarboxylation, 361
 silylation, 332
 α -silyl carbanion, 430
 silyl enol ether, 375, 377, 397
 α -silyl oxyanions, 68
 [1,2]-silyl migration, 68
 β -silylalkoxide intermediate
 Simmons–Smith reaction, 507
 Simmons–Smith reagent, 507

- single electron transfer, 18, 44, 65, 129, 155, 266, 311, 554, 335, *see also* SET
 single-electron process, 335
 singlet diradical, 417
 six-membered α,β -unsaturated ketone, 470
 Skraup quinoline synthesis, 196, 509
 Skraup type, 263
 SMEAH, 100
 SmI₂-mediated Reformatsky reaction, 457
 Smile reaction, 393
 Smiles rearrangement, 511, 513
 S_N1, 313
 S_N2 inversion, 365
 S_N2 reaction, 52, 129, 148, 179, 229, 247, 249, 240, 292, 357, 363, 365, 578, 592
 S_NAr, 243, 347, 379
 sodium amalgam, 311
 sodium bis(2-methoxyethoxy)aluminum hydride, 100
 sodium bisulfite, 72
 sodium cyanide, 534
 sodium hypochlorite for Hofmann rearrangement, 291
 sodium *tert*-butoxide, 80
 sodium, 65
 solid-phase Cope elimination, 135
 soluble cyanide source, 534
 solvent-free Claisen condensation, 114
 solvent-free Dakin oxidation, 165
 Sommelet reaction, 171, 515
 Sommelet–Hauser rearrangement, 251, 517, 584
 Sonogashira reaction, 98, 519
 (–)-sparteine, 213, 351
 spirocyclic anion intermediate, 511
 stabilized IBX, 397
 stable nitroxyl radical, 544
 stannane, 20, 102, 529, 531
 statin side chain, 50
 Staudinger ketene cycloaddition, 521
 Staudinger reduction, 523
 step-wise mechanism, 588
 stereoselective conversion, 540
 stereoselective oxidation, 231
 stereoselective reduction, 100
 stereoselectivity, 572
 steric hindrance, 594
 sterically-favored isomer, 419
 Stetter reaction, 38, 525
 Stille coupling, 529
 Stille–Kelly reaction, 531
 Still–Gennari phosphonate reaction, 527
 Still–Wittig rearrangement, 584
 Stobbe condensation and cyclization, 532
 Stobbe condensation, 532
 stoichiometric copper, 519
 stoichiometric Pd(II), 281
 Strecker amino acid synthesis, 534
 strong acid, 319, 468, 598
 styrenylpinacol boronic ester, 574
 substituted hydrazine, 317
 7-substituted indoles, 20
 5-substituted oxazole, 556
 2-substituted-quinolin-4-ol, 92
 4-substituted-quinolin-2-ol, 92
 substitution reactions, 351
 succinimidyl radical, 586
 sulfenamide, 576
 sulfinate, 102
 sulfonamides, 102
 sulfone reduction, 309
 sulfone, 30, 309, 311, 454
 sulfonium ion, 251
 sulfonyl azide, 458
 sulfoxide activation, 313
 sulfoxide, 313, 363, 452
 sulfoximines, 102
 sulfur ylide, 146, 538
 sulfurane dehydrating reagent, 339, 340, 457
 sulfur-containing heterocyclic ring, 576
 sulfuric acid, 304
 Suzuki, 298
 Suzuki–Miyaura coupling, 102, 536
 Swern oxidation, 150, 538
 switchable molecular shuttles, 90
syn/anti, 377
syn-addition, 70
 synchronized fashion, 515
- T**
 Takai reaction, 540
 Tamao–Kumada oxidation, 233
*d*₃-tamoxifen, 210
 tautomerization, 74, 121, 133, 140, 167, 198, 227, 274, 353, 383, 408, 490, 509, 525, 570
 TBABB, 377

- TBAO, 239
 TBTBTFP, 309
 TDS, 141, 180
 Tebbe olefination, 428, 542
 Tebbe's reagent, 428
 TEMPO oxidation, 544
 terminal acetylenic group, 353
 terminal alkyne, 148, 299, 257, 519
 tertiary alcohol, 84, 339, 490
 tertiary amine, 30, 206, 349, 350, 562
 tertiary amine *N*-oxide, 349
 tertiary carbocation, 319
 tertiary carboxylic acid formation, 319
 tertiary *N*-oxide, 440, 442
 tertiary phosphine, 523
 tertiary α -acetylenic (terminal) alcohol, 480
 tertiary α -acetylenic alcohols, 353
 tetrahydrocarbazole, 60
 tetrahydroisoquinoline, 434
 tetramethyl pentahydropyridine oxide, 544
 tetra-*n*-butylammonium bibenzoate, 377
 1,1,3,3-tetramethylguanidine, 95
 2,2,6,6-tetramethylpiperi-dinyloxy, 544
 tetrazole, 309
 Ti_2O , 313, 314, 379
 TFA, 14, 54, 287, 292, 354, 362, 375, 391, 415, 445, 507, 566
 TFAA, 54, 262, 443
 thermal aliphatic Claisen rearrangement, 16
 thermal aryl rearrangement, 105
 thermal Bamford–Stevens, 17
 thermal decomposition, 292
 thermal elimination, 110, 135
 thermal rearrangement, 96, 162
 thermal-catalyzed condensation, 133
 thermal-mediated rearrangement, 332
 thermodynamic adduct, 294
 thermodynamic product, 16, 494
 thermodynamic sink, 140
 thermodynamically favored, 319
 thermolysis, 62
 hexyldimethylsilyl, 141, 180
 thia-Fries rearrangement, 241
 thia-Michael addition, 355
 thiazolium catalyst, 525
 thiazolium salt, 38
 thiirane, 146
 3-thioalkoxyindoles, 251
 thioamide, 576
 thiocarbonyl derivatives, 24, 328, 408
 1,1'-thiocarbonyldiimidazole, 156
 thioglycolic acid derivatives, 225
 thiol, 102, 245
 thiophene, 17, 225, 254, 286, 287, 328, 329, 408
 thiophene from dione, 328
 thiophene synthesis, 225, 408
 thiophene-2,5-dicarbonyls, 286
 thiophenol, 393
 Thorpe–Ziegler reaction, 546
 three-component aminomethylation, 337
 three-component condensation, 415
 three-component coupling, 194, 426, 574
threo (thermodynamic adduct), Horner–Wadsworth–Emmons reaction, 294
threo betaine, 580
 Ti(0), 335
 Ti=O, 542
 $\text{TiCl}_3/\text{LiAlH}_4$, 335
 Tiffeneau–Demjanov rearrangement, 177
 titanium tetra-*iso*-propoxide, 502
 TMG, 95
 TMSO-P(OEt)₂, 358
p-tolylsulfonylmethyl isocyanide, 556
 tosyl amide, 458
 tosyl ketoxime, 385
trans- β -dimethylamino-2-nitrostyrene, 28
 transannular aldol reaction, 4
 transition state, 1, 309, 345, 404, 478, 503, 521, 523, 578,
 transmetalation, 102, 288, 325, 368, 389, 401, 519, 529, 531, 536, 536
 trapping molecule, 90
 Traxler–Zimmerman transition state, 193
 triacetoxyperiodinane, 179
 trialkyl orthoacetate, 127
 trialkyloxonium salts, 343
 1,1,1-triacetoxy-1,1-dihydro-1,2-benziodoxol-3(*1H*)-one, 179
 1,2,4-triazine, 56
 triazole intermediate, 458
 trichloroacetimidate intermediate, 406, 492
 2,4,6-trichlorobenzoyl chloride, 594
 trichloroisocyanuric/TEMPO oxidation, 545

triethyloxonium tetrafluoroborate, 343
 triflate, 202, 288, 325, 389, 529, 536, 572
 trifluoroacetic anhydride, 54, 442, *see also* TFAA
 trifluorotoluene, 202
 1,3,3-trimethyl-6-azabicyclo[3.2.1]-octane, 239
 trimethyloxonium tetrafluoroborate, 343
 trimethylphosphite, 156
 trimethylsilyl chloride, 125
 trimethylsilyl polyphosphate, 235
 tri-*O*-acetyl-*D*-glucal, 222
 1, 1,2,3-trioxolane, 161
 2,4-trioxolane, 161
 triphenylphosphine, 365, *see also* Ph₃P
 triplet diradical, 417
n, π^* triplet, 417
 tropinone, 474
 Truce–Smile rearrangement, 513
 Tsuji–Trost allylation, 548
 Two sequential Stobbe condensations, 532

U

Ugi reaction, 415, 551
 UHP, 12, 165
 Ullmann coupling, 554
 umpolung, 154
 11-undecenoic acid, 574
 α,β -unsaturation of aldehydes, 397
 α,β -unsaturation of ketones, 397
 α,β -unsaturated aldehyde, 480
 γ,δ -unsaturated amides, 123
 α,β -unsaturated carbonyl compounds, 353
 γ,δ -unsaturated carboxylic acids, 125
 α,β -unsaturated ester, 525
 γ,δ -unsaturated ester, 127
 2,3-unsaturated glycosyl derivatives, 222
 5,6-unsaturated hexopyranose derivatives, 220
 α,β -unsaturated ketone, 323, 480, 525
 γ -unsaturated ketones, 96
 α,β -unsaturated system, 355, 377, 484
 urea, 12, 42, 102, 162, 165, 332, 370
 urea-hydrogen peroxide complex, 12, 165

V

van Leusen oxazole synthesis, 556
 van Leusen reagent, 556
 varenicine, 211
 vicinal diol, 159, 436
 Vilsmeier–Haack reaction, 558, 558
 Vinyl azide, 162
 vinyl boronic acid, 426
 vinyl Grignard, 20
 vinyl halide, 401
E-vinyl iodide, 540
 vinyl ketones, 30, 470
 vinyl sulfones, 30
N,O-vinylation, 102
 vinylcyclopropane, 192, 560
 vinylcyclopropane–cyclopentene rearrangement, 560
 vinylic alkoxy pentacarbonyl chromium carbene, 198
 vinylic C–H arylation, 574
 vinylogous Mukaiyama aldol reaction, 375
 2-*cis*-vitamin A acid, 578
 von Braun degradation, 562
 von Braun reaction, 562

W

Wacker oxidation, 281, 482, 564
 Wagner–Meerwein rearrangement, 566
 Wagner–Meerwein shift, 331
 Weinstock variant of the Curtius rearrangement, 163
 Weiss–Cook reaction, 568
 Wharton reaction, 570
 White reagent, 572
 Willgerodt–Kindler reaction, 576
 Wittig reaction, 148, 294, 306, 430, 578, 580
 Wittig reagent, 403
 [1,2]-Wittig rearrangement, 582
 [2,3]-Wittig rearrangement, 517, 584
 Wohl–Ziegler reaction, 586
 Wolff rearrangement, 40, 588
 Wolff–Kishner reduction, 590
 Woodward *cis*-dihydroxylation, 447, 592

X

xanthate, 110
 Xphos, 82, 83, 89, 369

Y

Yamaguchi esterification, 594, 595

Yamaguchi reagent, 594, 595

ylidene-sulfur adduct, 254, 255

Z

Zimmerman rearrangement, 192

zinc amalgam, 129

zinc-carbenoid, 129

zinc chloride, 371

zinc reagent, 389, 403, 456

Zincke anhydride, 598

Zincke reaction, 596

Zincke salt, 596, 598

Zn(Cu), 507

zwitterionic peroxide, 161