


Name: _____ Student Number: _____ Homeroom: _____

Teacher: _____

Building Background



The world has a huge challenge right now. A new virus called Coronavirus, or COVID-19, has forced people to change their lifestyles. We still don't know much about this virus, so governments are asking people to stay at home to stop the virus from spreading and to protect people from getting sick. Hopefully soon, things will get better so that we can all continue our normal lives.



Think of safety tips, or rules, that will help prevent people from getting the coronavirus. Think of as many ideas as you can and complete the brainstorm below. One idea has been done for you.



A *tip* is a useful piece of information that can help you do something better.

Wash your hands before you eat food.

Safety Tips to Stay Safe
Against Coronavirus



Choose your best idea/s and make a safety poster that will help people stay safe.

Target Vocabulary



Draw a line from the target vocabulary to the definition. Use a dictionary to help you if needed.

Vocabulary

Definition

- | | | | | |
|----|-----------|-----------------------|-----------------------|---|
| 1) | officer | <input type="radio"/> | <input type="radio"/> | orders that are given to someone |
| 2) | commands | <input type="radio"/> | <input type="radio"/> | looking and listening with care |
| 3) | attention | <input type="radio"/> | <input type="radio"/> | something you did not want to happen |
| 4) | audience | <input type="radio"/> | <input type="radio"/> | a person who makes sure people do the right thing |
| 5) | accident | <input type="radio"/> | <input type="radio"/> | a group that listens or watches |



Write the words from the chart next to the sentence that has underlined words of similar meaning. Draw a line to the correct picture.

accident	audience	paid attention	commands	officer
----------	----------	----------------	----------	---------




- 1) The crowd enjoyed the romantic movie. _____




- 2) The enthusiastic students listened carefully to the teacher. _____



- 3) A busy policeman blew his whistle loudly. _____



- 4) A reckless skateboarder had a huge crash. _____



- 5) The strict caveman gave instructions to his pet mammoth. _____



Use the target vocabulary to complete the following sentences.

officer	attention	audience	commands	accident
---------	-----------	----------	----------	----------

- 1) The excited _____ laughed at the clown when he fell over.
- 2) A police _____ arrested the bad man for stealing a diamond ring.
- 3) She gave _____ to her husband because he was a very lazy person.
- 4) I saw a scary _____ in front of my house today.
- 5) His students never paid _____ in class. They were so naughty!



See how the target vocabulary was used in the above sentences. Decide if the words were adjectives, nouns, adverbs, or verbs.

ADJECTIVES	NOUNS	ADVERBS	VERBS



Look at the following pictures. Use the target vocabulary to write interesting sentences about the pictures.

1. audience



2. officer



3. accident



4. attention



5. commands







Use the words from the chart to write original sentences. Draw pictures to go with your sentences.

attention	commands	audience	officer	accident
-----------	----------	----------	---------	----------


1)




2)





3)



4)



5)



Multiple Choice Comprehension



Read the questions and circle the correct answers.

1) What was the name of the officer?

- a) Officer Napville
- b) Officer Buckle
- c) Officer Gloria
- d) Officer Claire

2) What did this officer know more than anyone else?

- a) How to swivel in chairs
- b) Safety tips
- c) Writing letters
- d) Television shows

3) What was the name of the dog?

- a) Napville
- b) Buckle
- c) Gloria
- d) Claire

4) What was the officer's Safety Tip Number 1?

- a) Never stand on a swivel chair.
- b) Keep your shoelaces tied
- c) Always wipe up spills
- d) Never leave a thumbtack where you might sit on it

5) What shaped paper was his favorite letter on?

- a) A square
- b) A heart
- c) A circle
- d) A star

6) Where did the officer put all his new safety tips and favorite letters?

- a) In his desk
- b) On the bulletin board
- c) In the trash can
- d) In his pocket

7) What safety tip did Claire always follow?

- a) Always wear a crash helmet
- b) Keep your shoelaces tied
- c) Don't swim in an electrical storm
- d) Never snore in class

8) How many schools did the officer tell his safety tips to?

- a) 1
- b) 113
- c) 311
- d) 313

9) What did the officer and the dog eat after every speech?

- a) Yangnyeom chicken
- b) Potato chips
- c) Banana pudding
- d) Ice cream

10) What was the officer's best safety tip?

- a) Always stick with your buddy
- b) Always kiss your dog
- c) Never play loud music
- d) Never eat raw hamburger

Written Comprehension



Answer the following questions using complete sentences.

1) Why do you think no one listened to Officer Buckle at the start?

2) Why did the students start paying attention to Officer Buckle's speeches?

3) Why did Officer Buckle get so many letters?

4) What funny things did Gloria do that real dogs can't do?


5) How do you think Officer Buckle feels after watching himself on the news?

6) Why did all the students fall asleep when only Gloria went to the school?

7) Describe the biggest accident that happened in the story.

8) Choose a safety tip from the story. Explain why it is an important tip.

Drawing Conclusions



Drawing Conclusions is the ability for someone to understand a story, even when the events are not fully explained by the author. The author will give clues to try and make you think something.



Complete the chart below with as many ideas as you can. An example has been done for you.

What I Think	Clue
Officer Buckle's speeches are boring. (pp. 22-23)	<ul style="list-style-type: none">• Children fell asleep.
Gloria makes the speeches more interesting. (pp. 26-31)	
Officer Buckle doesn't know Gloria is doing tricks. (pages 27, 40, 43, 44)	
Officer Buckle and Gloria work best together. (pages 22, 45, 48, 50)	

Comic Strip Presentation



Draw pictures of the main events from the story. Then, use your pictures to retell the story to your parent.

