

2020 FOOTBALL GAME NOTES



NATIONAL CHAMPIONS

1958 • 2003 • 2007 • 2019

SEC CHAMPIONS

1935 • 1936 • 1958 • 1961

1970 • 1986 • 1988 • 2001

2003 • 2007 • 2011 • 2019

GAME 6 vs. **Arkansas**
November 21, 2020

Reynolds Razorback Stadium
Fayetteville, Ark.
11 a.m. CT • SECN

BREAKDOWN

LSU

Record	2-3
Ranking	NR/NR
Last Game	Oct. 31 at Auburn L, 48-11
Head Coach	Ed Orgeron
Career Record	58-39
LSU Record	42-12
vs. Arkansas	4-3
LSU vs. Arkansas	LSU leads 41-22-2



Arkansas

Record	3-4
Ranking	NR/NR
Last Game	Nov. 14 at Florida L, 63-35
Head Coach	Sam Pittman
Career Record	3-4 (1st season)
Record at Arkansas	Same



2020 SCHEDULE

DATE	OPPONENT/TV	TIME (CT)	SERIES RECORD
Sept. 26	Mississippi State* [CBS]	L, 44-34	LSU leads 75-36-3
Oct. 3	at Vanderbilt* [SECN]	W, 41-7	LSU leads 24-7-1
Oct. 10	at Missouri* [SECN ALT]	L, 45-41	Missouri leads 2-1-0
Oct. 24	South Carolina* [ESPN]	W, 52-24	LSU leads 19-2-1
Oct. 31	at Auburn* [CBS]	L, 48-11	LSU leads 31-23-1
Nov. 21	at Arkansas* [SECN]	11 a.m.	LSU leads 41-22-2
Nov. 28	at Texas A&M*	TBA	LSU leads 34-21-3
Dec. 5	Ole Miss*	TBA	LSU leads 63-41-4
Dec. 12	at Florida*	TBA	Florida leads 33-30-3
TBD	Alabama*	TBD	Alabama leads 53-26-5

* - Denotes SEC Games | All dates & times are Central and Subject to Change

COACH LOCATIONS

On The Field

Ed Orgeron, Head Coach
Mickey Joseph, Wide Receivers/Asst. Head Coach
Bo Pelini, Defensive Coordinator
James Cregg, Offensive Line
Bill Johnson, Defensive Line
Kevin Faulk, Running Backs
Greg McMahon, Special Teams
Corey Raymond, Defensive Backs

In The Press Box

Steve Ensminger, Offensive Coordinator, QBs
Scott Linehan, Passing Game Coordinator
Bill Busch, Safeties

ON THE AIR



Chris Blair, Play-By-Play
Doug Moreau, Analyst
Gordy Rush, Reporter



Taylor Zarzour, Play-by-Play
Matt Stinchcomb, Analyst
Tera Talmage, Reporter

LSU Media Central

Media can access the current media guide, updated statistics and game notes all in one location at www.LSUports.net/media.

NEXT UP

▶ After a two-week layoff, LSU (2-3) plays its first game since Oct. 31 when the Tigers travel to Fayetteville to face Arkansas (3-4) on Saturday.
▶ Kickoff is scheduled for 11 a.m. on the SEC Network.
▶ The game is the annual battle for the Golden Boot, a trophy game established prior to the 1996 contest. The trophy is 24-karat gold and is molded in the shape of the states of Louisiana and Arkansas. It will reside on the LSU sideline during the game. The Tigers have won the last four meetings with the Razorbacks.
▶ Last year, LSU posted a 56-20 win over the Razorbacks in Baton Rouge to clinch a spot in the SEC Championship Game.
▶ LSU is 41-22-2 all-time against Arkansas, which includes an 18-10 mark in games played since the Razorbacks joined the SEC in 1992.
▶ The Tigers are 12-0 under Ed Orgeron in games following a loss. That mark includes a 2-0 record in 2020. LSU hasn't dropped back-to-back games since 2015 when the Tigers lost three straight games during the month of November (Alabama, Arkansas, and Ole Miss).
▶ Orgeron is 42-12 as head coach of the Tigers. His 40 wins through the first 50 games were the second-most among any coach in school history.
▶ Of his 42 wins with the Tigers, 33 have come by double-figures, 18 have come against teams ranked in the Top 25 with 12 of those coming against Top 10 opponents. Orgeron is 12-3 against Top 10 teams at LSU.
▶ LSU is 25-1 overall under Orgeron and 2-0 in 2020 when having a 100-yard rusher.
▶ In 5 games, LSU has used 18 first-time starters (10 vs. Mississippi State, 3 vs. Vanderbilt, 1 vs. Missouri, 3 vs. South Carolina, 1 vs. Auburn).
▶ Offensively, LSU ranks No. 4 in the SEC in passing offense (338.4), total offense (458.0), and scoring (35.8).
▶ QB Myles Brennan, who has missed the past two games with an injury and is unlikely to play this week, leads the SEC in passing yards per game (370.7) and

ranks No. 4 in total offense (358.7). In three games, Brennan has connected on 79-of-131 passes for 1,112 yards and 11 TDs. It's the most passing yards and TDs for a LSU quarterback in the first three starts of a career.
▶ Brennan's true freshmen backups TJ Finley and Max Johnson have combined to complete 45-of-69 passes for 580 yards and 3 TDs. Finley started against both South Carolina and Auburn.
▶ WR Terrace Marshall Jr. had his school-record tying streak of consecutive games with a receiving TD snapped at 7 against Auburn. Marshall still leads the SEC in receiving TDs with 9.
▶ In five games, Marshall has caught 31 passes for 540 yards and 9 touchdowns and dating back to last year, he's caught 14 TD passes in his last 8 games. He's also caught at least 1 TD pass in 12 of his 18 career starts.
▶ RBs John Emery (246 yards, 2 TDs) and Ty Davis-Price (245 yards, 2 TDs) lead the LSU rushing attack. Both players have a 100-yard rushing game to their credit this year – both LSU wins (Emery 103 vs. Vanderbilt; Davis-Price 135 vs. South Carolina).
▶ 13 different players have caught passes for LSU this year. True freshman TE Arik Gilbert is second on team with 22 receptions for 259 yards and 2 TDs.
▶ True freshman DE BJ Ojulari ranks No. 3 in the SEC in sacks with 4.0. LSU's Ojulari had three sacks in LSU's win over South Carolina and then got the first start of his career the following week against Auburn.
▶ True freshman CB Eli Ricks – who returned an interception for a TD against South Carolina – leads the SEC in interceptions with 3.
▶ S JaCoby Stevens (36) and LB Damone Clark (34) lead the Tigers in tackles, while DE Ali Gaye leads the team in tackles for loss (6.5).
▶ PK Cade York is 8-of-10 on field goals and with five of his eight field goals coming from 40-yards or longer.
▶ P Zach Von Rosenberg ranks No. 2 in the SEC in both punting average (47.0) and punts downed inside the 20 (13).

BY THE NUMBERS

4

Number of true freshmen (QB Finley, TE Gilbert, CB Ricks and DE Ojulari) that started LSU's last game against Auburn.

17

Number of true freshmen that have seen action for LSU through the first 5 games of the season.

18

Number of first-time starters for LSU in 2020, which is the second most in the SEC.

24

Straight games LSU has had at least one passing touchdown.

Arkansas Week

16

MONDAY
Orgeron Press Conference
12:30 p.m. - Zoom

17

TUESDAY
Player Interviews
Noon - 1 p.m. - Zoom

18

WEDNESDAY
SEC Teleconference
10 a.m. Orgeron on call

Coach O Radio Show
7 p.m. - TJ Ribs at Acadian

19

THURSDAY
Coach Orgeron Post-Practice Interview
5:45 p.m. - Zoom

20

FRIDAY
Focus Friday
Travel Day
No Media Availability

21

SATURDAY
Gameday
LSU at Arkansas
11 a.m. CT | SECN

22

SUNDAY
Off Day
No Media Availability

LSU Media Services

Ed Orgeron Interviews

Monday Press Conference:

LSU head coach Ed Orgeron meets with the media each Monday of game week over Zoom. A transcript of Coach Orgeron's opening statement as well as the question and answer session can be found on www.LSUsports.net. LSU will distribute the interview via FTP. A link to download the press conference will be emailed to members of the media each Monday afternoon during the season. Email Michael Bonnette at mbonnet@lsu.edu to be placed on the distribution list.

Listen To Ed Orgeron's Weekly Press Conference

Members of the media can access the audio portion of Coach Orgeron's Weekly Press Luncheon each Monday starting at 12:30 p.m. CT at www.LSUsports.net/live or over the radio in the Baton Rouge area on 104.5 FM.

SEC Teleconference

The 14 SEC coaches are featured on a weekly teleconference each Wednesday at 10 a.m. CT during the regular season. Coach Orgeron speaks for 10 minutes starting at 10 a.m. Contact the LSU Sports Information Department to obtain the phone number to access the call.

Thursday Post-Practice

Coach Orgeron meets with the media over Zoom at approx. 6 p.m. each Thursday during the regular season.

LSU Player Interviews

LSU players are available to the media during a typical game week on Tuesday from noon-1 p.m. over Zoom. Interview requests for the Monday media opportunity should be made at least 24 hours in advance and emailed to Michael Bonnette (mbonnet@lsu.edu) and Chelsey Chamberlain (cchamberlain@lsu.edu). Members of the media are not permitted to contact players on their cell phones under any circumstance.

LSU Video Newsfeed

LSU will be distributing video interviews and other highlights via FTP during the 2020 season. A link to download the newsfeed will be emailed to members of the media each Monday afternoon during the season. Email Michael Bonnette at mbonnet@lsu.edu to be placed on the distribution list.

WHO TO CONTACT

Communications Office • (225) 578-8226

Michael Bonnette • Assoc. AD/Communications

Coach Orgeron and Player Interview Requests |
E-mail: mbonnet@lsu.edu

Chelsey Chamberlain • Asst. Communications Director

Player Interview Requests | E-mail: cchamberlain@lsu.edu

LSU Director of Creative Content

Emily Dixon - emily@lsu.edu

LSU Assoc. Director of Digital & Creative Content

Brandon Berrio - bberri1@lsu.edu

LSU Digital Media Reporter

Cody Worsham - cworsham@lsu.edu

LSU Director of Digital Media

Todd Politz - todd@lsusp.com

LSU Creative Services

Jason Feirman - jfeirman@lsu.edu (Logos)

Lindsey Thompson - lthompson1@lsu.edu (Graphics)

Chris Parent - cparen3@lsu.edu (Photos)

Network Operations/SEC Network

Kevin Wagner - jwagne2@lsu.edu

LSU Sports Productions

David Landry - david@lsusp.com

LSU Radio

Chris Blair - chris@lsusp.com

LSU Sports Information Mailing Address

LSU Athletic Administration Building

www.LSUsports.net/media

The Official Website of LSU Athletics is home to all the football information you need. Schedules, results, rosters, bios, statistics and game notes can be found and are always up to date. The GAMEDAY section, updated daily, has all relevant info for the upcoming game.

CollegePressBox.com

Collegepressbox.com is the official media website for SEC Football. Access and download weekly game notes, quotes, statistics, media guides, headshots, logos, flip cards and more for the conference and each of its member schools. Login information will be distributed to accredited media or you can apply for a password by sending an e-mail to password@collegepressbox.com.



LSU Football on Twitter & Facebook

facebook.com/LSUfootball

twitter.com/LSUfootball

instagram.com/LSUfootball

twitter.com/Coach_EdOrgeron

twitter.com/LSUMediaAlerts

LSUsports.net/connect



Ed Orgeron

Head Coach

@Coach_EdOrgeron
Overall Record: 58-39
LSU Record: 42-12
(Fifth year)

THE ORGERON FILE

Year at LSU: Fifth (Fourth as head coach)
 Birthdate: July 27, 1961, in Larose, La.
 Children: Tyler, Parker, Cody
 High School: South Lafourche High School (Galliano, La.)
 College: Northwestern State (La.), 1984

YEAR-BY-YEAR HEAD COACHING RECORD

YEAR	SCHOOL	OVERALL RECORD
2005	Ole Miss	3-8
2006	Ole Miss	4-8
2007	Ole Miss	3-9
2013	Southern Cal	6-2
2016	LSU	6-2
2017	LSU	9-4
2018	LSU	10-3
2019	LSU	15-0
2020	LSU	2-3
Overall		58-39

PLAYING EXPERIENCE

1981-84 Northwestern (La.) State (defensive line)

COACHING EXPERIENCE

1984	Northwestern (La.) State (graduate assistant)
1985	McNeese State (graduate assistant)
1986-87	Arkansas (assistant strength coach)
1988-92	Miami (Fla.) (graduate assistant, 1988; defensive line 1989-92)
1994	Nicholls State (linebackers)
1995-97	Syracuse (defensive line)
1998-2004	Southern Cal (defensive line, 1998-2002; recruiting coordinator, 2001-04)
2005-07	Ole Miss (head coach)
2008	New Orleans Saints (defensive line)
2009	Tennessee (defensive line/recruiting coordinator)
2010-12	Southern Cal (defensive coordinator/defensive line/recruiting coordinator, 2010-13; interim head coach, 2013)
2015-pres.	LSU (defensive line; recruiting coordinator, 2016; interim head coach, Sept. 25, 2016, head coach, Nov. 26, 2016)

BOWL EXPERIENCE

SEASON	BOWL	TEAM	OPPONENT	RESULTS
AS ASSISTANT COACH				
1986	Orange	Arkansas	Oklahoma	L, 42-8
1987	Liberty	Arkansas	Georgia	L, 20-17
1988	Orange	Miami	Nebraska	W, 23-3
1989	Sugar	Miami	Alabama	W, 33-25
1990	Cotton	Miami	Texas	W, 46-3
1991	Orange	Miami	Nebraska	W, 22-0
1992	Sugar	Miami	Alabama	L, 34-13
1995	Gator	Syracuse	Clemson	W, 41-0
1996	Liberty	Syracuse	Houston	W, 30-17
1997	Fiesta	Syracuse	Kansas State	L, 35-18
1998	Sun	Southern Cal	TCU	L, 28-19
2001	Las Vegas	Southern Cal	Utah	L, 10-6
2002	Orange	Southern Cal	Iowa	W, 38-17
2003	Rose	Southern Cal	Michigan	W, 28-14
2004	Orange	Southern Cal	Oklahoma	W, 55-19
2009	Chick-fil-A	Tennessee	Virginia Tech	L, 37-14
2012	Sun	Southern Cal	Georgia Tech	L, 21-7
2015	Texas	LSU	Texas Tech	W, 56-27

AS HEAD COACH

2016	Citrus	LSU	Louisville	W, 29-9
2017	Citrus	LSU	Notre Dame	L, 21-17
2018	Fiesta	LSU	UCF	W, 40-32
2019	Chick-fil-A	LSU	Oklahoma	W, 63-28
2019	CPF NC	LSU	Clemson	W, 42-25

When it comes to building a championship football program, there's none better than LSU head coach Ed Orgeron. A driven leader with a vision on how to achieve success, Orgeron needed only three years to fulfill a pledge he made at his introductory press conference on Nov. 26, 2016 when he vowed to "build a championship program at LSU."

Orgeron did just that in 2019, earning numerous National Coach of the Year honors on his way to leading LSU to the most dominant season in college football history with a 15-0 record and the CFP National Championship.

But Orgeron's definition of a championship program goes much farther than winning championships on the football field. It's also about developing young men, both on and off the field; it's about fielding a team of high-character players that are determined to compete at the highest level on the field, while pursuing an education off the field; it's about players focused on the success of the team, not individual awards; it's about players doing the right thing, all of the time. It's known as the LSU Standard of Performance, not just on Saturday nights during the fall, but year-round.

And with that mentality, which starts at the top with Orgeron — a coach who never takes credit for his team's success, but instead praises his staff and his players — LSU stormed its way to the 2019 national title, winning 12 of 15 games by double-figures and beating seven Top 10 opponents along the way. LSU had five wins over teams that finished the 2019 season ranked in the Top 10.

Since taking over the Tigers four games into the 2016 season, Orgeron has guided LSU to a 42-10 mark. He had 40 wins in his first 50 games which is second for the most wins by any coach in school history during the first 50 games of their career. He's also led the Tigers to five postseason victories — one in the SEC Championship Game, two bowl games and two in the College Football Playoffs.

Of LSU's 42 wins under Orgeron, 33 have come by double-figures and 12 have been over Top 10 teams. The 12 Top 10 wins rank as the second-most for any coach in LSU history, trailing only Les Miles who won 16 games over Top 10 opponents in 12 years.

LSU has a 26-10 record under Orgeron against SEC teams, which includes a 37-10 win over fourth-ranked Georgia in the 2019 SEC Championship Game.

Under Orgeron, the Tiger program has produced 11 first team All-Americans, four national award winners, including the 2019 Heisman Trophy winner in quarterback Joe Burrow, and 32 NFL Draft picks, which includes nine in the first round. In the 2020 NFL Draft, LSU set an SEC record with five first round picks and tied the all-time mark with 14 players selected during the seven-round event. Quarterback Burrow went No. 1 overall and LSU became the first school in the history of the NFL Draft to have a quarterback, running back (Clyde Edwards-Helaire) and wide receiver (Justin Jefferson) picked in the first round.

When it comes to recruiting, there's none better than Orgeron and his staff who continue to assemble the best roster in college football with a focus that includes keeping the best players in Louisiana at home, while also attracting the top talent from coast to coast.

Now entering its fourth full season under Orgeron, LSU has used the "One Team, One Heartbeat" philosophy along with the ability to "block out the noise" to become the premier program in college football.

2019

In 2019, Orgeron was consensus National Coach of the Year earning the honor from the Associated Press, Walter Camp, Eddie Robinson, Home Depot, George Munger and the AFCA. He was also named the SEC Coach of the Year.

Orgeron guided the Tigers to the most dominant regular season in school history with the Tigers posting a 13-0 mark and outscoring opponents, 621-275. LSU blew through the College Football Playoffs, beating No. 4 Oklahoma, 63-28, and then claimed the school's fourth national title with a 42-25 win over No. 2 Clemson in the national championship game to finish with the first 15-0 record in the history of the SEC.

LSU went 8-0 in SEC play during the regular-season, winning six of the eight games by at least two touchdowns. LSU racked up 46 points and 559 total yards in a 46-41 win over Alabama in Tuscaloosa and then followed that with 714 total yards in a win over Ole Miss in Oxford. LSU closed out the regular-season with a 50-7 win over Texas A&M in Tiger Stadium. LSU captured its 12th SEC title with a 37-10 win over No. 3 Georgia in the SEC Championship Game in Atlanta.

LSU trailed in only six games all season, just twice in the second half and never in the fourth quarter. The biggest deficit the Tigers faced all season was 17-7 against Clemson in the second quarter of the national championship game. LSU responded by scoring 21 unanswered points to take the lead for good at 28-17 just before halftime.

Overall, LSU went into the Clemson game riding a streak of 21 straight quarters without trailing an opponent, a streak that dated back to the Auburn game on Oct. 26.

LSU's offensive success in 2019 was a product of the Tigers going to the spread offense and the play-calling of coordinator Steve Ensminger. During the 2019 offseason, Orgeron hired Joe Brady as LSU's passing game coordinator, who installed the spread and the results followed. Burrow set nearly ever LSU and SEC single-season passing record as the Tigers led the nation in points per game (48.4) and yards per game (568.4) — both school records. LSU scored at least 40 points in 12 games and the Tigers went over the 50-point mark seven times and eclipsed 60 points three times.

Defensively, the Tigers allowed only 21.9 points per game and allowed a combined one passing touchdown in wins over Georgia, Oklahoma and Clemson.

In addition to Burrow's sweep of National Player of the Year Awards and the Heisman Trophy, LSU produced the winner of the Biletnikoff Award (Ja'Marr Chase) and the Jim Thorpe Award (Grant Delpit). LSU set a school-record with five first team All-America selections in 2019 (Burrow, Chase, Delpit, Damien Lewis, and Derek Stingley Jr.).

The Tigers capped the 2019 season by setting an SEC record with first players selected in the first round of the 2020 NFL Draft, led by Burrow who was picked No. 1 overall by the Bengals.

THE COACH O WAY

A native of LaRose, Louisiana, Orgeron developed a passion for the Tigers at an early age, becoming a fan of some of the all-time LSU greats in the 1970s. Players like Bert Jones, Ronnie Estay, Tommy Casanova, Charles Alexander and of course, coach Charles McClendon, ignited a purple and gold fire under Orgeron that still burns today.

Orgeron has reunited the current roster with former players, making them an integral part of the program and he's leveraged his passion and love for LSU into a determination and drive that sees him spend nearly every waking moment focused on LSU football and his vision for the program.

With the "One Team. One Heartbeat" motto, the Tigers seemingly became a different team overnight when



Orgeron was elevated to interim head coach on Sept. 25, 2016 and the results that LSU sought soon followed.

As the head coach of the Tigers, Orgeron said he was going to “flip the script” and he assigned a theme for the daily practices. The purpose of the descriptive practice themes for each day during the week is one of the ways that Orgeron and his staff hold the players accountable and focused both prior to and during the workout. The daily practice nicknames are as follows: Tell the Truth Monday, Competition Tuesday, Turnover/No Turnover Wednesday, No Repeat Thursday, and Focus Friday.

Orgeron has also opened the doors for former LSU players to come back and be active in the program. Having former players actively involved is a way for the current Tigers to get a better understanding of who helped build the foundation for the program, while also letting them see first-hand what it means to be a LSU Tiger and the responsibility that goes along with it. Orgeron routinely has former Tigers speak to the team, attend practices and be involved with the organization.

ORGERON COACHING HISTORY

Orgeron, who has also served as head coach at Ole Miss and Southern Cal, is 42-12 at LSU. His career mark as a collegiate head coach is 68-39, however he's 48-14 over his last 62 games. Orgeron went 6-2 as Southern Cal's interim head coach in 2013, taking over a USC team that stumbled to a 3-2 mark over the first five games of the year. Orgeron rallied the Trojans as USC closed out the regular season with wins in six of its final eight games.

Orgeron originally joined the Tiger staff in 2015 as defensive line coach, before adding the title of recruiting coordinator in the spring of 2016.

Prior to joining the LSU staff, Orgeron's last coaching stop came at Southern Cal where he served as recruiting coordinator and defensive line coach for the Trojans for four years (2010-13). Orgeron was elevated to interim head coach at USC for the final eight games of the 2013 season.

Orgeron served two stints at Southern Cal, the first as the Trojans' defensive line coach from 1998 to 2004. Orgeron coached under Paul Hackett at USC for three years from 1998 to 2000 and was one of just a handful of coaches retained by Pete Carroll when he took over as the Trojans' head coach in 2001.

Orgeron left USC in 2005 to become the head coach at Ole Miss, where he went 10-25 in three years with Rebels from 2005-07.

Orgeron spent the 2008 season coaching the defensive line for the New Orleans Saints and then joined Tennessee as defensive line coach and recruiting coordinator in 2009. He returned to Southern Cal following the 2009 season.

Orgeron made a name for himself as a top defensive line coach at the University of Miami from 1988-92, where he coached eight All-Americans, including NFL first-rounders Cortez Kennedy, Russell Maryland and Warren Sapp. In 1988, he was a graduate assistant at Miami, working with the defensive line.

Orgeron also was a graduate assistant at Northwestern (La.) State, his alma mater, in 1984 and McNeese State in 1985, working with the defensive line at both schools, then was an assistant strength coach at Arkansas for two years (1986-87).

ORGERON'S LOUISIANA ROOTS

Born July 27, 1961, he has three sons, Tyler, and twins Parker and Cody. Tyler is a member of the LSU football coaching staff, while Cody is the starting quarterback at McNeese State. Cody, who still have one year of eligibility remaining, earned his undergraduate degree from McNeese in May. Parker was a two-year starter at wide receiver for McNeese and is currently one semester shy of earning his degree from LSU.

Away from the field, Coach O has taken up the sport of boxing and trains three times a week at a local gym. He also teamed with Louisiana Governor John Bel Edwards to educate and inform the citizens of Louisiana during the Covid-19 pandemic. Coach O appeared on commercials and other mediums to support the wearing of masks during the pandemic.

He's also been heavily involved in many community service efforts in the Baton Rouge area, including “Basket of Hope”, which has the mission of giving hope to children diagnosed with cancer or other serious illness through the delivery of a Basket of Hope filled with toys, games, craft items, stuffed animals, gift cards, and other items. Coach O makes several trips to local hospitals each year to hand deliver these baskets and to spend time with the children and their families.



ORGERON'S SUPERLATIVES AT LSU

Most Points Scored

1.	72	at Texas A&M	11/24/18
2.	66	at Vanderbilt	9/21/19
3.	65	vs. Northwestern St.	9/14/19
4.	63	vs. Oklahoma (CFA Bowl)	12/28/19
5.	58	at Ole Miss	11/16/19

Fewest Points Allowed

1.	0	vs. Southeastern La.	9/8/18
	0	vs. BYU (in New Orleans)	9/2/17
3.	3	vs. Mississippi St.	10/20/18
	3	vs. Georgia Southern	8/31/19
5.	6	vs. Utah St.	10/5/19

Most First Downs

1.	35	at Ole Miss	11/16/19
2.	33	vs. Ole Miss	9/29/18
3.	32	vs. Utah St.	10/5/19
	32	vs. UCF (Fiest Bowl)	1/1/19
5.	31	vs. Oklahoma (CFA Bowl)	12/28/19
	31	vs. Texas A&M	11/30/19
	31	vs. Northwestern St.	9/14/19
	31	at Texas A&M	11/24/18
	31	vs. Rice	11/17/18

Fewest First Downs Allowed

1.	6	vs. BYU (in New Orleans)	9/2/17
2.	8	vs. Georgia Southern	8/31/19
3.	11	vs. Louisville (Citrus Bowl)	12/31/16
4.	10	vs. Utah St.	10/5/19
5.	12	vs. Texas A&M	11/30/19
	12	at Tennessee	11/18/17
	12	vs. Chattanooga	9/9/17

Most Rushing Attempts

1.	57	vs. BYU (in New Orleans)	9/2/17
2.	56	vs. Texas A&M	10/25/17
3.	55	at Ole Miss	10/21/17
4.	54	vs. South Carolina	10/24/20
5.	52	vs. UCF (in Glendale, Ariz.)	1/1/19
	52	vs. Missouri	10/1/16

Opponent's Fewest Rushing Attempts

1.	14	vs. BYU (in New Orleans)	9/2/17
2.	16	vs. Mississippi St.	9/26/20
3.	19	at Arkansas	11/10/18
4.	22	vs. Utah St.	10/5/9
	22	vs. Missouri	10/1/16
6.	23	vs. Northwestern St.	9/14/19

Most Rushing Yards

1.	418	vs. Missouri	10/1/16
2.	393	at Ole Miss	10/21/17
3.	390	at Arkansas	11/12/16
4.	311	vs. Ole Miss	10/22/16
5.	298	at Texas A&M	11/24/16

Fewest Rushing Yards Allowed

1.	-5	vs. BYU (in New Orleans)	9/2/17
2.	9	vs. Mississippi St.	9/26/20
3.	16	at Arkansas	11/10/18
4.	19	vs. Utah St.	10/5/19
5.	38	at Tennessee	11/18/17

Most Passes Attempted

1.	48	at Missouri	10/10/20
	48	at Auburn	10/31/20
2.	46	vs. Mississippi St.	9/26/20
3.	42	vs. Oklahoma (CFA Bowl)	12/28/19
	42	at Ole Miss	11/16/19
	42	vs. Auburn	10/26/19

Most Passes Completed

1.	32	vs. Oklahoma (CFA Bowl)	12/28/19
	32	at Ole Miss	11/16/19
	32	vs. Auburn	10/26/19
4.	31	at Alabama	11/9/19
	31	at Texas	9/07/19

Opponent's Fewest Pass Attempts

1.	11	vs. Georgia Southern	8/31/19
2.	15	vs. Rice	11/17/18
3.	16	at Florida	10/7/17
4.	17	vs. Florida	11/19/16
5.	19	vs. Alabama	11/5/16

Opponent's Fewest Passes Completed

1.	4	vs. Georgia Southern	8/31/19
2	7	vs. Rice	11/17/18
	7	vs. Florida	11/19/16
4.	8	vs. Mississippi St.	10/20/18
5.	9	vs. Auburn	10/14/17

Most Passing Yards

1.	532	vs. Oklahoma (CFA Bowl)	12/28/19
2.	488	vs. Northwestern St.	9/14/19
3.	471	at Texas	9/07/19
4.	430	at Missouri	10/10/20
5.	425	va. Texas A&M	11/30/19

Opponent's Fewest Passing Yards

1.	24	vs. Georgia Southern	8/31/19
2.	59	vs. Mississippi St.	10/20/18
3.	97	vs. Texas A&M	11/30/19
4.	101	vs. Rice	11/17/18
5.	102	vs. BYU (in New Orleans)	9/2/17

Most Yards of Total Offense

1.	714	at Ole Miss	11/16/19
2.	692	vs. Oklahoma (CFA Bowl)	12/28/19
3.	634	vs. Missouri	10/1/16
4.	622	at Texas A&M	11/24/16
5.	612	vs. Arkansas	11/23/19

Opponent's Fewest Yards of Total Offense

1.	97	vs. BYU (in New Orleans)	9/2/17
2.	98	vs. Georgia Southern	8/31/19
3.	198	vs. Rice	11/17/18
4.	159	vs. Utah St.	10/5/19
5.	169	vs. Texas A&M	11/30/19

Highest Punting Average (min. 3)

1.	58.0	vs. Southern Miss	10/15/16
2	51.7	vs. Georgia Southern	8/31/19
3.	49.4	vs. Mississippi St.	9/26/20
4.	49.2	at Tennessee	11/18/17
5.	49.16	at Auburn	9/15/18

Highest Time of Possession

1.	44:31	vs. UCF (Fiesta Bowl)	1/1/19
2.	42:33	vs. Missouri	10/1/16
3.	41:03	vs. Utah St.	10/5/19
4.	40:21	vs. Arkansas	11/23/19
5.	37:40	at Ole Miss	10/21/17

Longest Scoring Drive (By Yards)

1.	99	vs. Utah St. (13 plays)	10/5/19
2.	97	vs. Ole Miss (7 plays)	10/22/16
3.	96	vs. Southeastern La. (7 plays)	9/8/18
4.	95	at Arkansas (2 plays)	11/12/16
5.	93	vs. Missouri (5 plays)	10/1/16

Longest Scoring Drive (By Time)

1.	7:26	vs. South Carolina	10/24/20
2.	7:24	at Arkansas (14-77)	11/10/18
3.	7:13	vs. BYU (in New Orleans) (13-66)	9/2/17
4.	7:12	vs. UCF (Fiesta Bowl) (12-78)	1/1/19
5.	6:55	at Arkansas (13-84)	11/12/16

Longest Scoring Drive (By Plays)

1.	17	at Ole Miss (66 yds.)	11/17/19
2.	16	vs. Georgia (77 yds)	12/7/19
	16	vs. South Carolina (75 yds.)	10/24/20
3.	15	at Texas A&M (90 yds.)	11/24/18
	15	vs. Mississippi St. (64 yds.)	10/20/18
	15	vs. Georgia (50 yds.)	10/13/18

ORGERON'S RECORD VS. OPPONENTS

Alabama	1-6	Arizona	1-0	Clemson	1-0	Utah St.	1-0
Arkansas	4-3	California	1-0	Louisville	1-0	Wyoming	0-1
Auburn	3-4	Colorado	1-0	Miami	1-0	Record v. MWC	1-1
Florida	2-3	Oregon St.	1-0	Syracuse	1-0	Chattanooga	1-0
Georgia	2-2	Stanford	1-0	Wake Forest	0-1	The Citadel	1-0
Kentucky	1-1	UCLA	0-1	VS. ACC	4-1	VS. Southern Conference	2-0
LSU	0-3	Utah	1-0	LA Tech	2-0	Northwestern LA	3-0
Mississippi State	3-4	VS. Pac-12	6-1	Rice	1-0	Southeastern LA	1-0
Missouri	1-3	Oklahoma	1-0	Southern Miss	1-0	VS. Southland	4-0
Ole Miss	4-0	Texas	1-0	VS. C-USA	4-0	Georgia Southern	1-0
South Carolina	1-0	VS. Big-12	2-0	BYU	1-0	Troy	0-1
Tennessee	1-1	Memphis	3-0	Notre Dame	0-2	VS. Sun Belt	1-1
Texas A&M	3-1	UCF	1-0	VS. Independent	1-2		
Vanderbilt	3-2	VS. AAC	4-0				
VS. SEC	29-33						

TRACKING THE TIGERS

WEEK	AP	COACHES	CFP
Preseason	6	5	--
Week 2	6	6	--
Week 3	6	5	--
Week 4	20	17	--
Week 5	17	16	--
Week 6	RV	RV	--
Week 7	NR	RV	--
Week 8	NR	RV	--
Week 9	NR	NR	--
Week 10	NR	NR	--
Week 11	NR	NR	--
Week 12	-	-	--
Week 13	-	-	--
Week 14	-	-	--
Week 15	-	-	--

AMWAY COACHES POLL

RK.	TEAM	REC.	POINTS	PREV
1	Alabama (57)	6-0	1545	1
2	Notre Dame (3)	8-0	1468	2
3	Ohio State (2)	3-0	1430	3
4	Clemson	7-1	1349	4
5	Florida	5-1	1232	5
6	Texas A&M	5-1	1230	6
7	Cincinnati	7-0	1168	7
8	BYU	8-0	1100	8
9	Miami	7-1	987	9
10	Indiana	4-0	983	10
11	Georgia	4-2	879	11
12	Wisconsin	2-0	853	14
13	Oregon	2-0	849	12
14	Oklahoma St.	5-1	790	13
15	Marshall	7-0	572	15
16	Iowa St.	5-2	543	16
17	Oklahoma	5-2	492	18
18	Coastal Carolina	7-0	485	17
19	USC	2-0	384	20
20	Northwestern	4-0	362	23
21	Auburn	4-2	317	21
22	Liberty	8-0	305	22
23	Texas	5-2	219	24
24	North Carolina	6-2	153	NR
25	ULL	7-1	137	NR

AP POLL

RK.	TEAM	POINTS	REC.	PREV
1	Alabama (60)	1548	6-0	1
2	Notre Dame (1)	1467	8-0	2
3	Ohio State (1)	1445	3-0	3
4	Clemson	1355	7-1	4
5	Texas A&M	1240	5-1	5
6	Florida	1222	5-1	6
7	Cincinnati	1198	7-0	7
8	BYU	1094	8-0	8
9	Indiana	997	4-0	10
10	Wisconsin	950	2-0	13
11	Oregon	949	2-0	11
12	Miami	940	7-1	9
13	Georgia	824	4-2	12
14	Oklahoma St.	750	5-1	14
15	Coastal Carolina	557	7-0	15
15	Marshall	557	7-0	16
17	Iowa St.	498	5-2	17
18	Oklahoma	497	5-2	18
19	Northwestern	378	4-0	23
20	USC	377	2-0	20
21	Liberty	307	8-0	22
22	Texas	296	5-2	21
23	Auburn	187	4-2	24
24	ULL	177	7-1	25
25	Tulsa	155	4-1	NR

NOTEBOOK

LSU and Arkansas Battle For "The Boot"

- ▶ For the 24th consecutive year, LSU and Arkansas will battle for "The Boot," a 24-karat gold trophy in the shape of the states of Arkansas and Louisiana that resembles a boot. LSU has won the trophy 16 times - 1996, 1997, 1999, 2001, 2003, 2004, 2005, 2006, 2009, 2011, 2012, 2013, 2016, 2017, 2018 and 2019.
- ▶ Arkansas has claimed the trophy eight times 1998, 2000, 2002, 2007, 2008, 2010, 2014 and 2015.
- ▶ "The Boot" will sit on the LSU sidelines during game and will be given to the winning team after the contest.

LSU Under Louisiana's Own Ed Orgeron

- ▶ In his fourth full season as head coach of the Tigers, Orgeron continues to gain momentum on the field and on the recruiting trail.
- ▶ Orgeron has guided the Tigers to a 42-12 overall mark.
- ▶ He has led the Tigers to five postseason victories - one in the SEC Championship Game, two bowl games and two in the College Football Playoffs.
- ▶ Of LSU's 42 wins under Orgeron, 33 have come by double-figures and 12 have been over Top 10 teams. The 12 Top 10 wins rank as the second-most for a coach in LSU history, trailing only Les Miles who won 16 games over Top 10 opponents in 12 years.
- ▶ Under Orgeron, the Tigers have played 46-of-54 games ranked in the Top 25, including every game in 2018 and 2019.

LSU is 12-0 Following A Loss Under Orgeron

- ▶ LSU goes into the Alabama game with a 12-0 mark under Ed Orgeron in games following a loss.
- ▶ The Tigers have never lost back-to-back games under Orgeron.
- ▶ LSU last lost consecutive games in November of 2015, dropping three straight contests to Alabama, Arkansas, and Ole Miss.
- ▶ The Tigers are 2-0 in 2020 in games following a loss, beating Vanderbilt and South Carolina the week after defeats.

Consecutive Starts

- ▶ S JaCoby Stevens leads the way in consecutive starts with 24 after the loss at Auburn.
- ▶ There are only two other players for the Tigers that have made 8 or more consecutive starts in WR Terrace Marshall Jr. (13) and OL Austin Deculus (9).

Marshall Jr. Consistent on Offense

- ▶ In his 12th consecutive start, Marshall Jr. continued to be consistent for the Tigers, recording two more touchdowns and finished with 88 yards against South Carolina.
- ▶ His two touchdowns was the eighth game in his career with multiple touchdowns.
- ▶ He has caught at least one TD pass in 12 of 17 games that he's started during his career and had seven straight games with a TD pass, dating back to the final three games of last season and the first four games of 2020.
- ▶ He has two reception TDs in four straight games (Mississippi State, Vanderbilt, Missouri, South Carolina) which is the longest streak by an SEC player since Keenan Burton in 2006 for Kentucky. Marshall and Burton are the only two SEC players with two reception TDs in four straight games over the last 25 seasons.
- ▶ He tied the LSU record for touchdown receptions in consecutive games (7). Marshall's record spanned two seasons; the final three games of 2019 and the first four games of 2020.
- ▶ His 235 yards at Missouri was the first 200+ yard receiving game for an LSU receiver since Ja'Marr Chase against Clemson in the Nation Championship last year and the fourth most a Tiger receiver has ever had in a game.
- ▶ He picked up a longest touchdown reception in his career at Missouri - a 75 yard pass from Brennan that gave the Tigers a 37-31 lead. That was the longest passing TD since Burrow-to-Chase vs. TAMU in 2019.
- ▶ He has 22 career touchdowns, nine on the season which is second in the nation and first among power five teams. He is four touchdowns away from tying the career touchdown catch record - Dwayne Bowe (26, 2003-06). He currently sits behind Ja'Marr Chase (23) in fifth.
- ▶ He is fourth in the league in receiving yards with 108.0 per game and second in scoring with 10.8 points per game.

Making Most of His Punts

- ▶ LSU punter Zach Von Rosenberg is making the most of his opportunities. He had seven punts at Auburn for a total of 342 yards, average 48.9 yards per punt. He had a long of 55 and two inside the 20 yard-line.
- ▶ On 22 punts, Von Rosenberg is averaging 47.0 yards a punt.
- ▶ Of his 22 punts, 13 have been downed inside the 20-yard line and nine 50+ yarders. He has had seven fair catches and two for touchbacks.
- ▶ He has a long of 60 this season, coming at Missouri.
- ▶ In the SEC, he currently ranks second in average yards per punt (47.0)
- ▶ Zach Von Rosenberg, the second oldest college football player in the country at the age of 30.
- ▶ Von Rosenberg ranks second in program history in career average (44.4 yards per punt), fifth in total career yards (6,926) and eighth in total career punts (156).
- ▶ After Mississippi State, he earned the Ray Guy Punter of the Week on Tuesday after averaging 49.4 yards per punt with a long of 58 yards. He had five punch down inside the 20-yard line and three punts over 50 yards against the Bulldogs

Boutte Picks Up First Touchdown as a Tiger

- ▶ At Auburn, true freshman Kayshon Boutte picked up the only touchdown for LSU, his first in his career.
- ▶ The touchdown came in the fourth quarter - a 43-yard pass from Max Johnson.
- ▶ In five games, Boutte has a total of 12 receptions for 168 yards and one touchdown with a long of 43 yards coming at Auburn.
- ▶ He is averaging 14.0 yards per catch and 33.6 yards per game.

NOTEBOOK

Max Johnson Makes First Touchdown Pass in Second Appearance

- ▶ True freshman Max Johnson made his first touchdown pass in a Tiger uniform at Auburn - a 43 yard pass to true freshman Kayshon Boutte in the fourth quarter.
- ▶ Johnson finished the game completing 15 of 24 passes for a total of 172 yards with one touchdown.
- ▶ True freshman TJ Finley started his second straight game and went 13-for-24 in the air for 143 yards.

Baskerville Leads Defense at Auburn

- ▶ Micah Baskerville led the Tigers' defense at Auburn, recording a total of 10 tackles, including six solo and one for loss.
- ▶ He has a total of 21 tackles on the year with 1.5 for a loss of two yards total.

Tigers See First Time Action, First Career Starts

- ▶ A total of 20 players have seen first time action this season with a total of 18 as first-time starters for LSU in the first five games, which is the second most in the SEC.
- ▶ 14 Tigers made their first appearance on the field in the season opener against Mississippi State and 10 Tigers made their first career start.
- ▶ Kayshon Boutte, Myles Brennan, Jabril Cox, Darren Evans, Joseph Evans, Ali Gaye, Arik Gilbert, Racy McMath, Eli Ricks and Liam Shanahan all made their first career starts in a LSU uniform in the season opener.
- ▶ At Vanderbilt, four more Tigers saw their first action as Tigers - LG Marlon Martinez, DT Jaquelin Ron, TE Kole Taylor and WR Alex Adams.
- ▶ Five more Tigers also made their first career starts at Vanderbilt in a Tiger uniform - WR Jontre Kirklín, LT Cameron Wire, RB Tyrion Davis-Price and DT Siaki Ika.
- ▶ At Missouri, LB Antoine Sampah and CB Dwight McGlothern (true freshmen) saw his first action as a Tiger.
- ▶ Against South Carolina, true freshmen QB TJ Finley, WR Jaray Jenkins and RB John Emery Jr. all made their first starts as a Tiger. QB Max Johnson, LT Xavier Hill, RT Marcus Dumervil and LG Kardell Thomas all made their first appearances.
- ▶ At Auburn, freshman BJ Ojulari made his first start as a Tiger.

York on Field Goals and PATs

- ▶ Cade York added another field goal to his list at Auburn - a 50-yard field goal at the end of the first half.
- ▶ He is now 8-of-10 on field goals for the year, which is fifth in the league, and is 21-of-21 on PATs which ranks first in the SEC.
- ▶ With 197 career points, York moves in to the Top 10 in LSU ranks in total points by a kicker at No. 8.
- ▶ He has made 64 consecutive PATs which ranks him sixth in LSU history in consecutive PAT kicks made. Last PAT missed was at Alabama in 2019.
- ▶ York is 7-of-8 in 50+ yard field goal in his career, including a school-record six-straight.
- ▶ He is the only player in school history to make multiple 50+ yard field goals in the same game (11/30/19 vs. TAMU, 51 and 50.)
- ▶ His only two misses in 2020 was the blocked FG at Missouri and a 54-yard miss at Auburn.

True Freshman TJ Finley Became Eighth True Freshman QB to Start

- ▶ True freshman QB TJ Finley became the eighth true freshman QB to make a start at quarterback since WWII. Brandon Harris made the last true freshman start in 2014.
- ▶ It was the third time since WWII that a true freshman made a start in their first appearance (Herb Tyler, 1995 and Steve Ensminger, 1976).
- ▶ It was the second time a true freshman QB made a start in an SEC game. Brandon Harris was the first in 2014.
- ▶ It was the first lefty quarterback to see action since Rick Clausen on Nov. 23, 2002 against Ole Miss.
- ▶ Finley was 17-for-21 with 276 yards and two passing touchdowns and one on the ground. He also added 24 rushing yards on eight carries.
- ▶ His 276 yards is the most by an LSU true freshman QB in their first start in program history - previous was Herb Tyler with 208 in 1995.
- ▶ Finley scored his first career rushing TD on the first possession of the game - a 1 yard rush that gave the Tigers a 6-0 lead.

Finley Became Sixth 18-year-old to Start at Quarterback for LSU since WWII

- ▶ TJ Finley became the sixth 18-year-old to start at quarterback for LSU since WWII; he's the third youngest among the group.
- ▶ Below is a list of 18-year-old QB starters for LSU:

Quarterback	Birthday	First Start at QB	Age (days)
Ensminger, Steve	9/15/1958	11/20/1976	6641
Jefferson, Jordan	8/25/1990	11/28/2008	6670
Finley, TJ	3/25/2002	10/24/2020	6788
Howard, Jamie	12/7/1973	9/26/1992	6868
Tyler, Herb	12/6/1976	10/21/1995	6893
Harris, Brandon	10/12/1995	10/4/2014	6932

Trey Palmer and BJ Ojulari Pick Up First SEC Weekly Honors of the Season (Oct. 26)

- ▶ Trey Palmer and BJ Ojulari picked up the first SEC weekly honors of the season as Palmer was named Special Teams Player of the Week and Ojulari was named Defensive Line Player of the Week.
- ▶ Palmer returned a kickoff for a touchdown (93 yards), his first of his career, in the third quarter against South Carolina which was the first kickoff return in Tiger Stadium since Eric Martin's against Kentucky in 1981.
- ▶ BJ Ojulari stepped up and recorded three sacks against South Carolina, the first player to record three sacks in a game since Stevens did last season against Arkansas.
- ▶ BJ Ojulari ranks first among the freshmen in the league in sacks with four total on the year and second in tackles for loss with five.

TIGER TRENDS

	2020	Orgeron	Streak
August	0-0	1-0	W1
September	0-1	11-3	L1
October	2-2	14-3	L1
November	0-0	11-5	W4
December-January	0-0	5-1	W4
LSU's Conference Record...			
at home	1-1	13-4	W1
on the road	1-2	12-6	L2
LSU's Non-Conference Record...			
at home	0-0	9-1	W6
on the road	0-0	1-0	W6
neutral	0-0	6-1	W4
LSU vs. Ranked Opponents...			
at home	0-0	6-3	W2
on the road	0-0	6-3	W2
neutral	0-0	6-1	W5
LSU's Record in Games...			
decided by 7 pts or less	0-1	7-4	L1
decided by 3 pts or less	0-0	3-2	W2
Away/neutral during day	0-2	8-4	L2
Away/neutral at night	1-0	12-3	W5
Home during day	0-1	5-2	L1
Home at night	1-0	16-3	W7
LSU's Record When Scoring...			
less than 20 points	0-1	1-8	L2
20+ points	2-2	38-4	W1
30+ points	2-2	38-3	W1
LSU's Record When Allowing...			
14 or fewer points	1-0	18-1	W17
24 or fewer points	2-0	31-5	W19
25+ points	0-3	9-7	L3
LSU's Record When...			
Leading after the 1st qtr	2-0	33-2	W17
Trailing after the 1st qtr	0-1	6-4	L1
Tied after the 1st qtr	0-2	3-5	L2
Leading at halftime	2-0	35-1	W33
Trailing at halftime	0-2	2-9	L5
Tied at halftime	0-1	5-2	L1
Leading after the 3rd qtr	2-1	40-2	W1
Trailing after the 3rd qtr	0-2	2-8	L5
Tied after the 3rd qtr	0-0	0-1	L1
LSU's Record With...			
less than 300 yds total off.	0-0	3-3	L1
300+ yards total offense	2-3	39-9	L1
400+ yards total offense	2-2	33-5	W1
500+ yards total offense	1-0	22-0	W23
600+ yards total offense	0-0	7-0	W21
less than 100 yards rush	0-3	1-5	L3
100+ yards rushing	2-0	41-7	W17
150+ yards rushing	2-0	34-6	W12
200+ yards rushing	1-0	18-2	W5
250+ yards rushing	1-0	11-0	W15
less than 200 yards pass	0-0	8-5	W1
200+ yards passing	2-3	33-7	L1
300+ yards passing	1-3	19-3	L2
350+ yards passing	0-1	14-1	L1
400+ yards passing	0-1	8-1	L1
LSU's Record When Allowing...			
less than 200 total yards	0-0	5-0	W21
less than 300 total yards	1-0	20-2	W15
less than 400 total yards	1-0	33-5	W15
400+ yards total offense	1-3	7-6	L1
less than 100 yards rush	0-1	19-1	L1
100+ yards rushing	2-2	20-11	L1
less than 200 yards pass	1-0	21-5	W9
less than 300 yards pass	1-0	34-7	W14
300+ yards pass	0-3	5-3	L3

HONORS/AWARDS

Andre Anthony

- LSU Graduate (Sports Administration)

Jabril Cox

- Bednarik Award
- Preseason Second Team All-SEC (Media)
- North Dakota State Graduate (Psychology)

Austin Deculus

- Preseason Second Team All-SEC (Coaches)
- Preseason Third Team All-SEC (Media)

Arik Gilbert

- Preseason Third Team All-SEC (Coaches)
- Preseason Third Team All-SEC (Media)

Ed Ingram

- Preseason Second Team All-SEC (Coaches)
- Preseason Second Team All-SEC (Media)

Glen Logan

- SEC Preseason Third Team All-SEC (Coaches)
- Preseason Third Team All-SEC (Media)

Terrace Marshall Jr.

- Preseason Second Team All-SEC (Coaches)
- Preseason Second Team All-SEC (Media)

BJ Ojulari

- SEC Defensive Line Player of the Week (Oct. 26)

Trey Palmer

- SEC Special Teams Player of the Week (Oct. 26)

Liam Shanahan

- Harvard Graduate (Economics)
- William V. Campbell Trophy Semifinalist

JaCoby Stevens

- Bednarik Award
- Nagurski Award
- Wuerffel Award
- Preseason First Team All-SEC (Coaches)
- Preseason First Team All-SEC (Media)

Derek Stingley

- Walter Camp Preseason All-American
- Hornung Award
- Nagurski Award
- Bednarik Award
- AP Preseason All-America
- Preseason First Team All-SEC (Coaches)
- Preseason Second Team All-SEC (Coaches)
- Preseason First Team All-SEC (Media)
- Preseason Second Team All-SEC (Media)
- Preseason Third Team All-SEC (Media)

Zach Von Rosenberg

- Third Team All-SEC (Media)
- Roy Guy Punter of the Week (Sept. 29)

Cade York

- Preseason Second Team All-SEC (Coaches)
- Preseason Second Team All-SEC (Media)

Trey Palmer Returns First Kickoff in Tiger Stadium Since 1981

- ▶ Trey Palmer returned a kickoff for a touchdown (93 yards), his first of his career, in the third quarter against South Carolina which was the first kickoff return in Tiger Stadium since Eric Martin's against Kentucky in 1981.
- ▶ It was the first kickoff return in a season since Leonard Fournette returned a kick off (100 yards) vs. Notre Dame in the Music City Bowl on Dec. 30, 2014.

Ricks Picks Up Third Interception of the Season

- ▶ CB Eli Ricks recorded his third interception of the season against South Carolina and returned it for a 45 yard touchdown.
- ▶ He now has three interceptions in four games which is tied for first in the nation and first in the league.
- ▶ Among the freshmen in the league, he ranks second in passes defended with 1.25 per game.
- ▶ The Tigers have five on the season which is fifth in the SEC.
- ▶ With Trey Palmer's kickoff return and Eli Ricks interception against South Carolina, the Tigers have only had those two things happen in two other games in program history. Here is a list below.

Date	Game	Stat
11/20/37	vs. Northwestern St.	93-yard KO return, 83-yard INT
11/21/88	at Notre Dame	88-yard KO return, 53-yard INT
10/24/20	vs. South Carolina	93-yard KO return, 45-yard INT

LSU Is 84-0 When Rushing For 100 Yards and Holding Opponents To Less Than 100 Yards

- ▶ In the last 186 games, LSU's success is easy to predict when it comes to net rushing yards. Get to 100 yards rushing and LSU will more than likely win as the Tigers are 150-22 when that happens.
- ▶ Hold the opponent to fewer than 100 yards and the Tigers are 86-6.
- ▶ An even more telling stat is that when LSU rushes for 100-plus yards and holds the opponents to fewer than 100 yards, the Tigers are 84-0.
- ▶ The following is a look at LSU's rushing numbers and how the Tigers have fared in those games:

Year	LSU 100+	LSU 100-	Opp 100+	Opp 100-	LSU 100+/Opp 100-
2005	10-0	1-2	3-1	8-1	7-0
2006	10-0	1-2	5-0	6-2	6-0
2007	11-2	1-0	3-2	9-0	8-0
2008	8-3	0-2	2-5	6-0	6-0
2009	8-0	1-4	7-4	2-0	2-0
2010	11-2	0-0	7-1	5-0	5-0
2011	13-0	0-1	4-1	9-0	9-0
2012	9-1	1-2	4-2	6-1	6-0
2013	10-1	0-2	6-3	4-0	4-0
2014	8-3	0-2	4-4	4-1	4-0
2015	9-1	0-2	3-3	6-0	6-0
2016	8-3	0-1	3-4	5-0	5-0
2017	9-4	0-0	4-4	5-0	5-0
2018	10-2	0-1	5-3	5-0	5-0
2019	14-0	1-0	9-0	6-0	6-0
2020	2-0	0-3	2-2	0-1	0-0
Totals	150-22	6-24	71-39	86-6	84-0

Brennan Has Career-High Game

- ▶ Prior to being injured, Brennan recorded a career-high 29-for-48 with a career-high of 430 yards at Missouri - the first 400+ yard passing game since Joe Burrow in the National Championship last season.
- ▶ He had a career-long 75 yard pass to Terrace Marshall Jr. - which was the longest TD pass since Burrow-to-Chase vs. TAMU in 2019 (78).
- ▶ Against the blitz at Missouri, Brennan was 9-of-15 with 152 yards, two touchdowns and a 133.9 NFL rating.
- ▶ Brennan now has a total of 1,112 passing yards on the year and second in the league and fourth in the nation with 370.7 passing yards per game.
- ▶ Against the blitz this season, Brennan is 20-of-37 with 338 yards, 4 TDs, 1 interception, 110.0 NFL rating and 75.9% adjusted completions.
- ▶ Brennan ranks second in total offense (358.7) and fifth in passing efficiency (154.7) in the SEC.

Brennan to Marshall in 2020

- ▶ Brennan has made a connection with Marshall in three of the five games on the year.
- ▶ On the year, they have 21 receptions to go along with 424 yards with an average of 20.2 yards per catch.
- ▶ The two have combined for seven touchdowns and an average of 141.3 yards per game.
- ▶ The two had a career-long pass/reception at Missouri - a 75 yard touchdown - longest TD pass since Burrow-to-Chase vs. TAMU in 2019 (78).

Kirklin and Davis-Price Make Most of First Career Starts

- ▶ WR Jontre Kirklin made his first career start for the Tigers at Vanderbilt and recorded his first career touchdown - a 38 yard pass from Brennan to give the Tigers' their first score of the game.
- ▶ His second touchdown of the game came in the third quarter - a 29 yard pass from Brennan that extended the lead to 34-7.
- ▶ He finished the game with three receptions for 65 yards with a long of 29.
- ▶ RB Davis-Price also made his first career start at Vanderbilt and notched 28 yards on eight carries.
- ▶ He averaged 3.6 yards per carry and had a long of seven.

Stingley Makes His Return

- ▶ After sitting out week one due to an illness not related to COVID-19, Derek Stingley Jr. made his return at Vanderbilt.
- ▶ He tied a career-high in tackles with six and returned three punts for a total of 92 yards, including a long of 48.
- ▶ Stingley had five total tackles at Missouri and two against South Carolina, bringing his total to 13 on the

year.

Cox Makes Immediate Impact

- ▶ LB Jabril Cox made an immediate impact in the Tigers' season opener against Mississippi State.
- ▶ He picked up his first interception as a Tiger and seventh in his career - a 14-yard interception that resulted in a touchdown to give the Tigers their first score of the game and a 7-3 lead in the second quarter.
- ▶ It was his third TD of his career - he returned two interceptions for touchdowns at North Dakota State (both coming in 2018).
- ▶ The last time an LSU player returned an interception for a touchdown, prior to Cox's was Jacob Phillips vs. Miami (Sept. 2, 2018) for 45 yards.

Brennan Dominates Second Outing of Season

- ▶ QB Myles Brennan dominated in his second career start for the Tigers, putting up 337 passing yards - his second consecutive game with 300 or more passing yards.
- ▶ He is the first player in LSU history to throw 300 or more yards in first two starts.
- ▶ This year is the first time in school history LSU has had a 300-yard passer in each of the first two games of a season. Brennan opened season with 345 passing yards against Mississippi State and then followed that with 337 yards against Vanderbilt.
- ▶ He was 23-of-37 with four passing TDs with a long of 51-yards to Terrace Marshall Jr. to end the first half against Vanderbilt.

Brennan's First Two Starts Among LSU QB History

- ▶ Below is how Myles Brennan's first two starts rank in school history among QB's w/ 2+ starts since 1957

Rank	Category
1st	Yards (682)
1st	Completions (50)
1st	TD Passes (7)
3rd	Attempts (83) - Leaders: Davey (94), Booty (87)

Another LSU Game Impacted Due to Weather

- ▶ For the fifth time since 2015, LSU had a football game impacted by weather as last Saturday's game was moved to Columbia, Mo., due to Hurricane Delta. LSU and Missouri were scheduled to play at 8 p.m. CT on ESPN before Hurricane Delta forced the contest to be moved to Missouri.
- ▶ It was the LSU's first-ever game at Missouri in football and the first time the Tigers played in the state of Missouri.
- ▶ In 2017, LSU's season-opener against BYU was moved from Houston and NRG Stadium to the Louisiana Superdome due to flooding following Hurricane Harvey.
- ▶ In 2016, LSU's game against Florida was moved from Gainesville to Baton Rouge due to Hurricane Matthew. The 2016 Florida game, originally scheduled for October 8 was postponed indefinitely, before an agreement was reached by both schools to move the contest to Baton Rouge on November 19.
- ▶ This time, Hurricane Matthew forced the postponement of the game, as the agreement meant that LSU's opponent that day (South Alabama) and Florida's opponent (Presbyterian) were bought out to allow the game to happen.
- ▶ In 2015, LSU's home-opener against McNeese State was canceled just four minutes into the contest because of lightning. Then, in week 5, horrific flooding in the state of South Carolina forced LSU to host the Gamecocks in Tiger Stadium in a contest that was originally scheduled to be played in Columbia.
- ▶ The following is a look at some other notable weather-impacted LSU games through the years:

Date	Game	Impact	Weather Issue
Dec. 5, 1964	vs. Florida	Game moved from Oct. 3 to Dec. 5	Hurricane Hilda
Sept. 10, 2005	vs. Arizona State	Game moved from Baton Rouge to Tempe, AZ	Hurricane Katrina
Sept. 26, 2005	vs. Tennessee	Game moved from Saturday to Monday	Hurricane Rita
Oct. 29, 2005	vs. North Texas	Game moved from Sept. 3	Hurricane Katrina
Aug. 30, 2008	vs. Appalachian State	Game moved from 4 p.m. to 10 a.m. CT	Hurricane Gustav
Nov. 15, 2008	vs. Troy	Game moved from Sept. 6 (open date)	Hurricane Gustav
Sept. 5, 2015	vs. McNeese	Game canceled due to nearly 4-hour lightning delay	
Oct. 10, 2015	vs. South Carolina	Game moved from Columbia, S.C. to Baton Rouge	Flooding
Oct. 8, 2016	at Florida	Game moved from Oct. 8 to Nov. 19 to Baton Rouge	Hurricane Matthew
Sept. 2, 2017	vs. BYU	Game moved from Houston to New Orleans	Hurricane Harvey
Oct. 10, 2020	vs. Missouri	Game moved from Baton Rouge to Columbia, Mo.	Hurricane Delta

Brennan Puts Up Career-Highs in First Career Start

- ▶ QB Myles Brennan made his first career start for the Tigers against Mississippi State. He finished the game with a career-high 345 yards on a career-high 27 completions.
- ▶ Brennan's completions (27), attempts (46) and passing yards (345) were the most for a first-time starter in LSU history.
- ▶ All three of Brennan's touchdowns came through the air. His first touchdown in his first start came in the second quarter, a 2-yard pass to freshman Arik Gilbert.
- ▶ His second touchdown of the game was a 37-yard pass to Terrace Marshall Jr. in the third quarter. His third TD of the game and fifth of his career was another 33-yard pass to Marshall Jr. in the fourth quarter.
- ▶ Below is a list of LSU QB's passer ratings in their first start and first SEC start (Matt Mauck to Myles Brennan):

Name	First Start Passer Rating	First SEC Start Passer Rating
Myles Brennan	134.5 (27-46, 345 yds, 3 TDs, 1 INT)	134.5 (27-46, 345 yds, 3 TDs, 1 INT)
Joe Burrow	94.8 (11-24, 140 yds, 0 TD)	115.5 (15-34, 249 yds, 1 TD)
Danny Etling	134.5 (19-30, 215 yds, 1 TD)	134.5 (19-30, 215 yds, 1 TD)
Brandon Harris	56.2 (3-14, 58 yds, 0 TD)	56.2 (3-14, 58 yds, 0 TD)
Anthony Jennings	62.6 (7-19, 82 yds, 1 INT)	100.7 (13-26, 157 yds)
Zach Mettenberger	140.1 (19-26, 192 yds, 1 TD, 1 INT)	108.1 (15-27, 169 yds)

ORGERON'S CAREER DRAFT PICKS

MIAMI

Bill Hawkins	DE	1989	1	21	Rams
Eric Smith	DE	1989	12	19	Giants
Cortez Kennedy	DT	1990	1	3	Seahawks
Jimmie Jones	DE	1990	3	11	Cowboys
Willis Peguese	DE	1990	3	19	Oilers
Greg Mark	DE	1990	3	26	Giants
Russell Maryland	DT	1991	1	1	Cowboys
Shane Curry	DE	1991	2	13	Colts
Anthony Hamlet	DE	1992	10	11	Seahawks
Darren Krein	DE	1994	5	19	Chargers

Syracuse

Antonio Anderson	DT	1997	4	5	Dallas
Eric Downing	DT	2001	3	13	Kansas City

USC

Ennis Davis	DT	2001	7	21	Saints
Kenechi Udeze	DE	2004	1	20	Vikings
Mike Patterson	DT	2005	1	31	Eagles
Shaun Cody	DT	2005	2	5	Lions
Frostee Rucker	DE	2006	3	27	Bengals
LaJuan Ramsey	DT	2006	6	35	Eagles

OLE MISS

Tre' Stallings	OG	2006	6	186	Chiefs
Patrick Willis	LB	2007	1	11	49ers
Trumaine McBride	CB	2007	7	221	Bears
Michael Oher	OT	2009	1	23	Ravens
Peria Jerry	DT	2009	1	24	Falcons
Mike Wallace	WR	2009	3	84	Steelers
Jamarca Sanford	DB	2009	7	221	Vikings
Dexter McCluster	RB	2010	2	36	Chiefs
John Jerry	OT	2010	3	73	Dolphins
Kendrick Lewis	S	2010	5	136	Chiefs
Greg Hardy	DE	2010	6	175	Panthers
Jerrell Powe	DT	2011	6	199	Chiefs

TENNESSEE

Dan Williams	DT	2010	1	26	Cardinals
Jurrell Casey	DT	2011	3	77	Titans

USC

Nick Perry	DE	2012	1	28	Packers
T.J. McDonald	S	2013	3	71	Rams
Marqis Lee	WR	2014	2	39	Jaguars
Marcus Martin	C	2014	3	39	49ers
Devon Kennard	LB	2014	5	174	Giants
Leonard Williams	DE	2015	1	6	Jets
Nelson Agholor	WR	2015	1	20	Eagles
Josh Shaw	CB	2015	4	120	Bengals
Javorius Allen	RB	2015	4	125	Ravens
Hayes Pullard	TE	2015	6	198	Browns
Randall Telfer	LB	2015	7	219	Browns
Su'a Cravens	LB	2016	2	53	Redskin
Max Tuerk	C	2016	3	66	Chargers
Cody Kessler	QB	2016	3	93	Browns
Kevon Seymour	CB	2016	6	218	Bills
Zach Banner	OG	2017	4	137	Colts
Leon McQuay	S	2017	6	218	Chiefs

LSU

Leonard Fournette	RB	2017	1	4	Jaguars
Jamal Adams	DB	2017	1	6	Jets
Tre' Davious White	DB	2017	1	27	Bills
Ethan Pocic	C	2017	2	58	Seahawks
Duke Riley	LB	2017	3	75	Falcons
Kendell Beckwith	LB	2017	3	107	Buccaneers
Davon Godchaux	DT	2017	5	178	Dolphins
Malachi Dupre	WR	2017	7	247	Packers
Donte Jackson	DB	2018	2	55	Panthers
Derrius Guice	RB	2018	2	59	Redskins
DJ Chark	WR	2018	2	61	Jaguars
Arden Key	DE	2018	3	87	Raiders
Russell Gage	WR	2018	6	194	Falcons
Danny Etling	QB	2018	7	219	Patriots
Will Clapp	C	2018	7	245	Saints
Devin White	LB	2019	1	5	Buccaneers
Greedy Williams	DB	2019	2	46	Browns
Foster Moreau	TE	2019	4	137	Raiders

Jordan Jefferson	131.5 (9-21, 143 yds, 2 TD)	131.5 (9-21, 143 yds, 2 TD)
Jarrett Lee	164.9 (18-27, 261 yds, 2 TD, 1 INT)	164.9 (18-27, 261 yds, 2 TD, 1 INT)
Matt Flynn	163.9 (13-22, 196 yds, 2 TD)	154.5 (12-19, 128 yds, 2 TD)
Jamarcus Russell	67.0 (6-10, 56 yds, 0 TD, 2 INT)	67.0 (6-10, 56 yds, 0 TD, 2 INT)
Marcus Randall	119.0 (12-23, 183 yds, 0 TD)	119.0 (12-23, 183 yds, 0 TD)
Matt Mauck	69.3 (15-35, 134 yds, 0 TD, 1 INT)	97.2 (4-12, 52 yds, 1 TD)

2019: A Recap

- ▶ LSU is coming off the most dominant season in college football history, as the Tigers went 15-0, the first 15-0 record in the history of the SEC.
- ▶ The Tigers posted a 13-0 mark and outscored opponents 621-275 in the regular season.
- ▶ LSU blew through the College Football Playoffs, beating No. 4 Oklahoma, 63-28, and then claimed the school's fourth national title with a 42-25 win over No. 2 Clemson in the national championship game.
- ▶ LSU went 8-0 in SEC play during the regular season, winning six of eight games by at least two touchdowns.
- ▶ The Tigers captured their 12th SEC title with a 37-10 win over No. 3 Georgia in the SEC Championship game in Atlanta.
- ▶ LSU trailed in only six games all season, just twice in the second half and never in the fourth quarter.
- ▶ Joe Burrow set nearly every LSU and SEC single-season pass record as the Tigers led the nation in points per game (48.4) and yards per game (568.4) - both school records.
- ▶ Burrow was named National Player of the Year and the 2019 Heisman Trophy award winner. LSU also produced the Biletnikoff Award (J'Marr Chase) and the Jim Thorpe Award (Grant Delpit).
- ▶ The Tigers set a school-record with five first team All-America selections in 2019 (Burrow, Chase, Delpit, Lewis, and Derek Stingley Jr.)
- ▶ The Tigers capped the 2019 season by setting an SEC record with first players elected in the first round of the 2020 NFL Draft, led by Burrow who was picked No. 1 overall by the Bengals.

Curry and Clark Wear No. 18 Jerseys for 2020

- ▶ Sophomore running back Chris Curry and junior linebacker Damone Clark will wear the coveted No. 18 jersey for the Tigers this year as Orgeron announced Friday, September 18.
- ▶ Curry, who is in his third year with the Tigers, has patiently waited his turn in what has been an loaded LSU backfield since his arrival on campus in 2018. Curry, a redshirt sophomore from Lehigh High School in Lehigh Acres, Fla., has played in 18 games with one start during his career.
- ▶ His lone start came in LSU's national semifinal win over Oklahoma in the 2019 Peach Bowl as he filled in for an injured Clyde Edwards-Helaire and rushed for 90 yards on 16 carries in helping the Tigers to a 63-28 win over the Sooners.
- ▶ Clark, a native of Baton Rouge and a product of Southern Lab, has played in 29 games with four starts during his career. Clark, who will start at middle linebacker for LSU in 2020, has 62 career tackles to go with 5.0 tackles for loss and 4.5 sacks.
- ▶ Both players now join an elite group of No. 18s at LSU, a tradition that was born in 2003 when quarterback Matt Mauck led the Tigers to their first national title in football since 1958. Mauck's No. 18 became synonymous with success - both on and off the field - as well as a selfless attitude that has become the epitome of being an LSU football player.

- ▶ Here is a look at the players to wear No. 18:

Years	Player	Position
2003	Matt Mauck	QB
2004-07	Jacob Hester	RB
2008-09	Richard Dickson	TE
2010	Richard Murphy	RB
2011	Brandon Taylor	S
2012	Bennie Logan	DT
2013	Lamin Barrow	LB
2014	Terrence Magee	RB
2015-16	Tre'Davious White	CB
2017	Christian LaCouture	DL
2017	John David Moore	FB/TE
2018	Foster Moreau	TE
2019	Lloyd Cushenberry III	C
2019	K'Lavon Chaisson	LB
2020	Chris Curry	RB
2020	Damone Clark	LB

LSU Goes Into 2020 Riding Streak of 20 Consecutive Years With At Least 8 Wins

- ▶ LSU goes into the 2020 season having won at least 8 games for 20 consecutive years, which ties with Oklahoma as the second-longest active streak among FBS teams.
- ▶ Boise State's active streak of 21 straight years with 8 or more wins is the longest among FBS teams
- ▶ LSU's current streak of seasons with at least 8 wins dates back to 2000 when the Tigers posted an 8-4 overall mark.
- ▶ LSU's streak of seasons with at least 8 wins also ranks as the longest of its kind in the history of the SEC, bettering Tennessee 16 (1989-2004); Florida 14 (1990-2003); Georgia 13 (1997-2009); and Alabama 13 (1971-83).

Senior Stevens to Don No. 7 in 2020

- ▶ Senior safety Jacoby Stevens has been awarded the No. 7 jersey for LSU in 2020, head coach Ed Orgeron announced to the team on Friday, September 18.
- ▶ Stevens, a preseason All-Southeastern Conference selection and a three-time winner of SEC Defensive Player of the Week in 2019, is the undisputed leader of the Tigers - both on and off the field. Stevens, who is LSU's nominee for the Good Works Team and the Wuerffel Award this year, is a playmaker on the field, on pace to graduate with his degree in December and is active in many community service endeavors off the field.
- ▶ Stevens said he wore No. 7 on his high school football team and while playing AAU Basketball. Stevens said the No. 7 has always been his favorite number because of former LSU All-America Patrick Peterson.

ORGERON'S CAREER DRAFT PICKS

Name	Position	Year	Pick	Round	Team
Joe Burrow	QB	2019	1	1	Bengals
K'Lavon Chaisson	OLB	2019	1	20	Jaguars
Justin Jefferson	WR	2019	1	22	Vikings
Patrick Queen	ILB	2019	1	28	Ravens
Clyde Edwards-Helaire	RB	2019	1	32	Chiefs
Grant Delpit	S	2019	2	44	Browns
Kristian Fulton	CB	2019	2	61	Titans
Damien Lewis	OG	2019	3	69	Seahawks
Lloyd Cushenberry C	C	2019	3	83	Broncos
Jacob Phillips	ILB	2019	3	97	Browns
Saadq Charles	OT	2019	4	108	Redskins
Rashard Lawrence	DT	2019	4	131	Cardinals
Blake Ferguson	LS	2019	6	185	Dolphins
Stephen Sullivan	TE	2019	7	25	Seahawks

FUTURE FOOTBALL SCHEDULE

2021 LSU Football Schedule

Sept. 4	at UCLA
Sept. 11	MCNEESE STATE
Sept. 25	CENTRAL MICHIGAN
Oct. 9	UL-MONROE

2022 LSU Football Schedule

Sept. 4	vs. Florida St. (New Orleans)
Sept. 10	SOUTHERN
Sept. 24	NEW MEXICO

2023 LSU Football Schedule

Sept. 3	vs. Florida St. (Orlando)
Sept. 9	GRAMBLING
Oct. 21	ARMY
Nov. 18	GEORGIA ST.

2024 LSU Football Schedule

Aug. 31	UCLA
Sept. 7	RICE
Sept. 28	SOUTH ALABAMA

2025 LSU Football Schedule

Aug. 30	at Clemson
Nov. 22	WESTERN KENTUCKY

2026 LSU Football Schedule

Sept. 5	CLEMSON
---------	---------

2027 LSU Football Schedule

Sept. 18	at Oklahoma
----------	-------------

2028 LSU Football Schedule

Sept. 9	OKLAHOMA
---------	----------

2029 LSU Football Schedule

Sept. 8	ARIZONA STATE
---------	---------------

2030 LSU Football Schedule

Sept. 7	at Arizona State
---------	------------------

Home games in ALL CAPS

LSU'S Liam Shanahan Named Semifinalist for Campbell Trophy

- ▶ LSU senior center Liam Shanahan has been named a semifinalist for the 2020 William V. Campbell Trophy, the National Football Foundation announced on Thursday.
- ▶ Celebrating its 31st year, the award recognizes an individual as the absolute best football scholar-athlete in the nation for his combined academic success, football performance and exemplary leadership. The NFF will announce 12-to-14 finalists in November, and each of them will receive an \$18,000 postgraduate scholarship as a member of the 2020 NFF National Scholar-Athlete Class Presented by Fidelity Investments. Later this year, one member of the class will be declared as the winner of the 31st Campbell Trophy® Presented by Mazda, having his postgraduate scholarship increased to \$25,000 and receiving his own 25-pound-bronze version of the iconic statue.
- ▶ Shanahan is in his first year at LSU after transferring from Harvard, where he spent three years as a starting offensive lineman for the Crimson. Shanahan, who started at center in LSU's season-opener against Mississippi State, graduated from Harvard with a 3.6 grade point average in Economics. He earned a minor in Celtic Languages and Literature. Shanahan is pursuing a Master's in Business Administration at LSU.
- ▶ While at Harvard, Shanahan earned first team All-Ivy League honors in 2018 and 2019 as well as being named to the All-Ivy Academic Team in 2019. He was also named to the National Football Foundation Hampshire Honor Society last spring. He capped his career at Harvard by starting 30 consecutive games on the offensive line.
- ▶ Former Tiger Rudy Niswanger was named the winner of the Campbell Trophy in 2005. Other LSU players that have received the prestigious NFF National Scholar-Athlete Award include: offensive guard Rodney Reed (2003), linebacker Bradie James (2002), punter Chad Kessler (1997), quarterback Sol Graves (1990), center Nacho Albergamo (1987), cornerback James Britt (1982) and offensive tackle Robert Dugas (1978).

Most True Freshmen Starters by Year Since 2005

2017	8 (Tory Carter, K'Lavon Chaisson, Saahdiq Charles, Grant Delpit, Ed Ingram, JaCoby Stevens, Tyler Taylor, Kary Vincent Jr.)
2015:	7 (Arden Key, Donte Jackson, Foster Moreau, Bry'Kiethon Mouton, Maea Teuhema, Kevin Toliver II, Toby Weathersby)
2014:	6 (Jamal Adams, Malachi Dupre, Leonard Fournette, Davon Godchaux, Brandon Harris, Trey Quinn)
2012:	6 (Kwon Alexander, Vadal Alexander, Reid Ferguson, Jeremy Hill, Lamar Louis, Jalen Mills)
2013:	5 (Rickey Jefferson, Anthony Jennings, Ethan Pocic, Rashard Robinson, Tre'Davious White)
2020:	4 (Arik Gilbert, Kayshon Boutte, Eli Ricks, TJ Finley)
2019:	4 (Derek Stingley Jr., Joseph Evans, Cordale Flott, Mo Hampton Jr.)
2018	4 (Terrace Marshall Jr., Ja'Marr Chase, Micah Baskerville, Chasen Hines)
2006:	4 (Jacob Cutrera, Richard Dickson, Charles Scott, Keiland Williams)
2010:	3 (Alfred Blue, Tyrann Mathieu, Eric Reid)
2011:	2 (Odell Beckham Jr., Jarvis Landry)
2007:	2 (Drake Nevis, Terrence Toliver)
2008:	2 (Jordan Jefferson, Patrick Peterson)
2009:	2 (Dominique Allen, Rueben Randle)
2016	1 (Dee Anderson)

Football Program Earned Victory Number 800 in 2019

- ▶ With its win over Northwestern State on September 14, 2019, the LSU football program became the 12th FBS school to reach the 800-win milestone.
- ▶ With an overall record of 812-415-47, the LSU Football program ranks 12th amongst FBS programs for all-time wins.

1,000-Yard Rushing Streak Reaches 7 Years

- ▶ LSU goes into 2020 riding a streak of seven consecutive years with a 1,000-yard rusher.
- ▶ Last season, junior Clyde Edwards-Helaire owned 1,414 yards for the Tigers.
- ▶ Here's a look at LSU's 1,000-yard rushers during the seven-year streak:

2013	Jeremy Hill	1,401 yards
2014	Leonard Fournette	1,034 yards
2015	Leonard Fournette	1,953 yards (school record)
2016	Derrius Guice	1,387 yards
2017	Derrius Guice	1,153 yards
2018	Nick Brossette	1,039 yards
2019	Clyde Edwards-Helaire	1,414 yards

LSU Punter Von Rosenberg One of Nation's Oldest Players

- ▶ At 30 years old, punter Zach Von Rosenberg is the second-oldest player in college football in 2020.
- ▶ Rosenberg, who spent six years playing Minor League Baseball before joining the LSU program in 2016, turned 30 in September.
- ▶ The oldest player in college football is 33-year old Colorado placekicker James Stefanou.

We are DBU:

- ▶ Since 2007, LSU leads the nation in number of defensive backs selected in the NFL draft with 21, including six in the first round.
- ▶ Grant Delpit was a consensus All-America DB in 2019.
- ▶ LSU has produced 12 first team All-American defensive backs since 2000.
- ▶ LSU has also had defensive backs claim five national awards since 2010: Patrick Peterson 2010 Bednarik Award; Patrick Peterson 2010 Thorpe Award; Tyrann Mathieu 2011 Bednarik Award; Morris Claiborne 2011 Thorpe Award; Grant Delpit 2019 Thorpe Award.
- ▶ Since the 2007 NFL Draft, LSU has had six DBs picked in the first round.

Eight Tigers Earn Preseason All-SEC Honors

- ▶ Reigning national champion LSU placed eight players on the 2020 Preseason Coaches All-Southeastern Conference Football Team.
- ▶ Headlining the list of LSU players on the All-SEC team include cornerback Derek Stingley Jr. and safety JaCoby Stevens, who were both named to the first team. Stingley Jr. is coming off a freshman season that saw him earn

#NFLSU

Jamal Adams	S	SEA
Kwon Alexander	LB	SF
John Battle***	S	PIT
Odell Beckham Jr.	WR	CLE
Kendell Beckwith^	LB	
Alfred Blue^	RB	
Tashawn Bower	DE	NE
Michael Brockers	DT	LAR
Joe Burrow	QB	CIN
K'Lavon Chaisson	OLB	JAX
DJ Chark	WR	JAX
Saahdiq Charles**	OT	WAS
Morris Claiborne^	CB	
Will Clapp	C	NO
La'el Collins**	OT	DAL
Lloyd Cushenberry	C	DEN
Grant Delpit**	S	CLE
Derrick Dillon***	WR	NYG
Michael Divinity***	LB	SEA
Clyde Edwards-Helaire	RB	KC
Danny Etling***	QB	SEA
Breiden Fehoko***	DT	LAC
Blake Ferguson	LS	MIA
Reid Ferguson	LS	BUF
Leonard Fournette	RB	JAX
Kristian Fulton	CB	TEN
Russell Gage	WR	ATL
Davon Godchaux**	DT	MIA
Dillon Gordon^	OT	
Cyril Grayson	WR	TAM
Derrius Guice^	RB	
Jerald Hawkins	OT	PIT
Frank Herron***	DL	DET
Jeremy Hill^	RB	
Danielle Hunter**	DE	MIN
Donte Jackson	CB	CAR
Justin Jefferson	WR	MIN
Deion Jones	LB	ATL
Arden Key	DE	LV
Jarvis Landry	WR	CLE
Rashard Lawrence	DT	ARI
Damien Lewis	OG	SEA
Tyrann Mathieu	DB	KC
Adrian Magee^	OL	
Jalen Mills	FS	PHI
Barkevious Mingo	LB	CHI
Kevin Minter	LB	TAM
Foster Moreau	TE	LV
Thaddeus Moss**	TE	WAS
Patrick Peterson	CB/RS	ARI
Jacob Phillips	LB	CLE
Ethan Pocic	C	SEA
Patrick Queen	LB	BAL
Eric Reid^	S	
Duke Riley	LB	PHI
Rashard Robinson***	CB	DAL
Russell Shepard^	S	
Stephen Sullivan***	TE	SEA
Corey Thompson^	LB	
Kevin Toliver II***	DB	DEN
Badara Traore***	OT	CHI
Trai Turner	OG	LAC
Spencer Ware^	RB	
Devin White	LB	TAM
Tre'Davious White	CB	BUF
Andrew Whitworth	OT	LAR
Darrel Williams	RB	KC
Greedy Williams**	CB	CLE
Al Woods**	DT	JAX

consensus All-America honors. He led the SEC in both interceptions (6) and passes defended (21). Stingley also earned a spot on the second team as an all-purpose player.

- ▶ Second team selections include offensive linemen Ed Ingram and Austin Deculus along with wide receiver Terrace Marshall Jr., and placekicker Cade York.
- ▶ Third-team selections for the Tigers include freshman tight end Arik Gilbert and defensive tackle Glen Logan.

Stingley Named AP Preseason All-Americans

- ▶ LSU cornerback Derek Stingley Jr. was named an AP Preseason All-American.
- ▶ Stingley Jr. became the most decorated freshmen in LSU football history, earning consensus All-America honor.
- ▶ He started all 15 games for the Tigers last season and led the SEC and ranked No. 5 in the nation in interceptions (6) and No. 2 nationally in passes defended (21).
- ▶ Stingley became the first true freshman in LSU history to start every game as a rookie.

Four Tigers To Play in 2020 As a College Graduate

- ▶ During the 2020 season, four Tigers take the field as a college graduate
- ▶ LSU's list of four college graduates includes Andre Anthony, Travez Moore, Liam Shanahan and Jabril Cox
- ▶ Here's the list of college graduates on the LSU roster for 2020:

Name	Major (School)	Graduation Date
Andre Anthony	Sports Administration	Summer, 2020
Jabril Cox	Psychology	NDSU, 2020
Liam Shanahan	Economics	Harvard, 2020

Second Generation Tigers

- ▶ LSU's roster features two players who are second generation Tigers.
- ▶ Redshirt freshmen Thomas Perry and Brandon Hubicz are both following in their dad's footsteps as LSU football players.
- ▶ Thomas Perry, an offensive lineman from Teurlings Catholic in Lafayette, is the son of Adam Perry, who played offensive guard for the Tigers from 1994-97
- ▶ Brandon Hubicz, a tight end from Catholic High School in Baton Rouge, is the son of Jim Hubicz, who played offensive tackle and guard for the Tigers from 1986-89.

Football Family Connections

- ▶ LSU has some unique family-football connections on this year's team. The following is a look at those football-related connections with current Tigers:
- ▶ TE Aaron Moffitt – son of LSU strength and conditioning coach Tommy Moffitt. Aaron's brother Clay just completed a two-year stint on the LSU baseball team.
- ▶ CB Derek Stingley Jr. – grandson of the late Darryl Stingley, a first round draft pick by the New England Patriots who had his NFL career tragically ended on August 12, 1978 with a spinal cord injury.
- ▶ Freshman quarterback Max Johnson's father was a quarterback at Florida State and won a Super Bowl as the starting quarterback for the Tampa Bay Buccaneers.
- ▶ WR Terrace Marshall Jr., is the nephew of former Northwestern State and Kansas City Chiefs great Joe Delaney. Delaney, who was a teammate of Ed Orgeron at Northwestern State, was drafted in the second round of the 1981 NFL Draft by the Chiefs and earned NFL Rookie of the Year honors after rushing for 1,121 yards and 3 TDs in 1981. He died tragically in a drowning accident in June of 1983.

Two-Sport Tigers

- ▶ DB Maurice Hampton Jr. and TE Nick Storz are the only Tigers that play two sports for the Tigers, both playing for the baseball program
- ▶ Hampton Jr. is a Tennessee native that was drafted in the 23rd round of the 2019 Major League Draft and elected to attend LSU. Hampton Jr. was the first player in Tennessee history to earn Mr. Football and Mr. Baseball honors in the same season.
- ▶ Storz has a similar story as he was drafted to the Detroit Tigers in the 31st round of the 2017 draft but elected to attend LSU. Storz had to sit out the 2019 season due to an injury but returned for the 2020 season as an effective reliever.

LSU Amongst Best in the Nation Since 2000

- ▶ LSU is amongst the best in the nation since 2000 with 202 wins.
- ▶ The Tigers rank fifth in the country and second in the SEC in wins.
- ▶ Here is the list of teams with the most wins since 2000:

1.	Oklahoma	223-49
2.	Boise State	222-43
3.	Ohio State	220-44
4.	Alabama	208-63
5.	LSU	203-62
6.	Georgia	202-68
7.	USC	189-71
	Oregon	189-70
	Wisconsin	189-77
10.	TCU	184-75

Former Tiger Glen Dorsey named to Louisiana Sports Hall of Fame/College Football Hall of Fame

- ▶ Dorsey, a Gonzales-East Ascension product, is the most decorated defensive

player in LSU football history and helped the Tigers win the 2007 BCS national championship. A two-time All-American defensive tackle, he was SEC Defensive Player of the Year and earned the Outland Trophy, Lombardi Award, Nagurski Trophy and Lott Trophy among other top national collegiate honors playing for 2019 LSHOF inductee Les Miles.

- ▶ He was drafted by the Kansas City Chiefs with the fifth overall pick in the 2008 NFL Draft. He played eight seasons with the Chiefs and the San Francisco 49ers.
- ▶ Dorsey joins 16 other players along with two coaches in the College Football Hall of Fame. He will officially be inducted on December 8, 2020 at the NFF Annual Awards Dinner in New York City.
- ▶ Dorsey will be inducted into the Louisiana Sports Hall of Fame on Saturday, June 26, 2021 in Natchitoches.

LSU Adds Staff, New Titles

- ▶ Bo Pelini, who helped LSU to the 2007 BCS National Championship, returns to the coaching staff as defensive coordinator. He returns to LSU after serving as the head coach at Youngstown State for the past five seasons where he guide the Penguins to a 33-28 overall mark and an appearance in the FCA National Championship Game in 2016. Pelini has a head coaching record of 100-55, which included seven years as head coach at Nebraska.
- ▶ Scott Linehan, who served as head coach of the St. Louis Rams and has over 20 years of combined experience as an offensive coordinator in the NFL and the college level, joins the staff for the 2020 season as LSU's passing game coordinator. Linehan works alongside offensive coordinator and quarterbacks coach Steve Ensminger.
- ▶ Kevin Faulk makes the transition over to coach the running backs on February 26. Faulk joined the LSU staff in January of 2018 as Director of Player Development. He worked with LSU student-athletes on their academic direction, social development and overall quality of life. Faulk, the leading rusher in LSU history, is one of 78 players and seven coaches on the 2021 College Football Hall of Fame ballot.
- ▶ Wide receivers coach Mickey Joseph was named assistant head coach on March 4, while cornerbacks coach Corey Raymond added recruiting coordinator to his title.
- ▶ Joseph enters his fourth season in 2020, while Raymond is in his ninth year with the program. Both will continue to coach their respective position groups.

LSU TIGERS DEPTH CHART

OFFENSE

LT	61	Cameron Wire	6-6	311	So.-SQ
	51	Dare Rosenthal	6-7	327	So.-1L
	69	Charles Turner	6-5	287	Fr.-RS
LG	70	Ed Ingram	6-3	315	Jr.-2L
	77	Marlon Martinez	6-4	325	Fr.-HS
- OR -	78	Thomas Perry	6-6	329	Fr.-RS
C	56	Liam Shanahan	6-5	305	Sr.-Trf.
	69	Charles Turner	6-5	287	Fr.-RS
RG	57	Chasen Hines	6-3	320	Jr.-2L
	75	Anthony Bradford	6-5	365	Fr.-RS
- OR -	58	Kardell Thomas	6-3	326	Fr.-RS
RT	76	Austin Deculus	6-7	322	Sr.-3L
	61	Cameron Wire	6-6	311	So.-SQ
- OR -	74	Marcus Dumervil	6-5	310	Fr.-HS
TE	2	Arik Gilbert	6-5	249	Fr.-HS
	44	Tory Carter	6-0	244	Sr.-3L
	87	Kole Taylor	6-7	243	Fr.-HS
- OR -	85	Nick Storz	6-5	260	So.-RS
WR	13	Jontre Kirklín	6-0	184	Sr.-3L
	1	Kayshon Boutte	6-0	185	Fr.-HS
WR	6	Terrace Marshall Jr.	6-4	200	Jr.-2L
	10	Jaray Jenkins	6-4	194	So.-1L
	5	Koy Moore	6-0	174	Fr.-HS
WR	17	Racey McMath	6-3	224	Sr.-2L
	33	Trey Palmer	6-0	180	So.-1L
QB	15	Myles Brennan	6-4	210	Jr.-2L
	11	TJ Finley	6-6	242	Fr.-HS
- OR -	14	Max Johnson	6-5	219	Fr.-HS
RB	3	Tyrion Davis Price	6-1	232	So.-1L
- OR -	4	John Emery Jr.	5-11	215	So.-1L
	18	Chris Curry	5-11	216	So.-1L

DEFENSE

DE	11	Ali Gaye	6-6	262	Jr.-JC
	55	Jerrell Cherry	6-2	277	So.-SQ
DT	94	Joseph Evans	6-1	319	Fr.-1L
	92	Neil Farrell	6-4	319	Sr.-3L
	90	Jacobian Guillory	6-2	344	Fr.-HS
DT	97	Glen Logan	6-3	339	Sr.-3L
	92	Neil Farrell	6-4	319	Sr.-3L
	99	Jaquelin Roy	6-4	302	Fr.-HS
DE	3	Andre Anthony	6-3	255	Sr.-2L
- OR -	8	BJ Ojulari	6-2	230	Fr.-HS
LB	23	Micah Baskerville	6-1	231	Jr.-2L
	43	Ray Thornton	6-3	225	Sr.-3L
- OR -	34	Antoine Sampah	6-1	205	Fr.-HS
LB	18	Damone Clark	6-3	245	Jr.-2L
	10	Josh White	6-0	215	Fr.-HS
LB	19	Jabril Cox	6-4	231	Sr.-Trf.
- OR -	58	Jared Small	5-10	209	So.-1L
CB	24	Derek Stingley Jr.	6-1	195	So.-1L
	5	Jay Ward	6-1	176	So.-1L
- OR -	26	Darren Evans	6-3	180	Sr.-Trf.
- OR -	2	Dwight McGlothern	6-2	182	Fr.-HS
S	4	Todd Harris Jr.	6-1	195	Jr.-2L
- OR -	14	Maurice Hampton Jr.	6-0	215	So.-1L
	21	Jordan Toles	6-0	199	Fr.-HS
FS	7	JaCoby Stevens	6-2	230	Sr.-3L
	31	Cameron Lewis	6-2	197	Sr.-1L
CB	25	Cordale Flott	6-1	165	So.-1L
	1	Eli Ricks	6-2	196	Fr.-HS
- OR -	29	Raydarious Jones	6-2	170	Fr.-1L

SPECIAL TEAMS

PK	36	Cade York	6-1	198	So.-1L
	43	Preston Stafford	5-10	174	So.-SQ
KO	32	Avery Atkins	5-11	217	Jr.-2L
	36	Cade York	6-1	198	So.-1L
P	38	Zach Von Rosenberg	6-5	245	Sr.-3L
	32	Avery Atkins	5-11	214	Jr.-2L

BOLD Indicates Returning Starter

LS	48	Quentin Skinner	6-0	243	Fr.-RS
	47	Max Peterson	5-11	213	Fr.-HS
HOLD	38	Zach Von Rosenberg	6-5	245	Sr.-3L
KOR	4	John Emery Jr.	5-11	215	So.-1L
	33	Trey Palmer	6-0	180	So.-1L
PR	24	Derek Stingley Jr.	6-1	195	So.-1L
	33	Trey Palmer	6-0	180	So.-1L

ASSISTANT COACHES



Bill Busch

Safeties

YEAR AT LSU: Third
BIRTHDATE: April 27, 1965, in Pender, Neb.
WIFE: Laura
CHILDREN: Sydney, Olivia and Gianna
COLLEGE: Nebraska Wesleyan, 1993
POSTGRADUATE: Nebraska-Kearney, 1990



Mickey Joseph

Wide Receivers/Assistant Head Coach

YEAR AT LSU: Fourth
BIRTHDATE: March 5, 1968, in New Orleans, La.
WIFE: Priscilla
CHILDREN: Jacob, Zachary, Makiyah, Maya, Malania
HIGH SCHOOL: Archbishop Shaw HS
COLLEGE: Nebraska, 1993



James Cregg

Offensive Line

YEAR AT LSU: Third
BIRTHDATE: August 18, 1973, in Syracuse, N.Y.
WIFE: Dayna
CHILD: McKenzie
COLLEGE: Colorado State, 1997



Scott Linehan

Passing Game Coordinator

YEAR AT LSU: First
BIRTHDATE: September 17, 1963
Sunnyside, Wash.
WIFE: Kristen
CHILDREN: Marcus, Matthew, and Michael
HIGH SCHOOL: Sunnyside High School
COLLEGE: Idaho, 1986



Steve Ensminger

Offensive Coordinator/Quarterbacks

YEAR AT LSU: 10th
BIRTHDATE: Sept. 15, 1958, in Baton Rouge, La.
WIFE: Amy
CHILDREN: Krystalin, Brittany Rose and Steven
HIGH SCHOOL: Central HS
COLLEGE: LSU, 1982



Greg McMahon

Special Teams

YEAR AT LSU: Fourth
BIRTHDATE: January 2, 1960, in Rantoul, Ill.
WIFE: Linda
CHILDREN: Drew, Lisa, Sam
HIGH SCHOOL: Rantoul Township High School
COLLEGE: Eastern Illinois, 1982



Kevin Faulk

Running Backs

YEAR AT LSU: Third (First as Running Backs)
BIRTHDATE: June 5, 1976
HOMETOWN: Lafayette, La.
HIGH SCHOOL: Carencro HS
COLLEGE: LSU, 1999



Bo Pelini

Defensive Coordinator

YEAR AT LSU: Fourth
BIRTHDATE: Dec. 13, 1967 in Youngstown, Ohio
WIFE: Mary Pat
CHILDREN: Patrick, Kate, Caralyn
HIGH SCHOOL: Cardinal Mooney, 1985
COLLEGE: Ohio State, 1990
POSTGRADUATE: Iowa, 1991



Bill Johnson

Defensive Line

YEAR AT LSU: Second
BIRTHDATE: June 23, 1995 in Monroe, Louisiana
WIFE: Dawn
CHILDREN: Abbie, Billy
HIGH SCHOOL: Neville High School
COLLEGE: Northwestern State, 1988



Corey Raymond

Cornerbacks/Recruiting Coordinator

YEAR AT LSU: Ninth
BIRTHDATE: Sept. 28, 1969, in New Iberia, La.
CHILDREN: Cody, Ariel, Christopher and Madison
HIGH SCHOOL: New Iberia HS
COLLEGE: LSU, 1992

THE LAST MEETING

Arkansas 20
LSU 56

November 23, 2019 • Tiger Stadium • Baton Rouge, Louisiana

Quick Strikes Keep No. 1 LSU Perfect, 56-20 Over Hogs

With a relentless up-tempo offensive attack, No. 1-ranked LSU scored 49-unanswered points and defeated Arkansas, 56-20, on Saturday night in Tiger Stadium. LSU, 11-0 for the third time in school history (1958, 2011), improved to 7-0 in SEC play and earned a berth in the SEC Championship game. In 2 1/2 quarters of action, LSU senior quarterback Joe Burrow completed 23-of-28 passes for 327 yards and three touchdowns, including a 50-yarder to wide receiver Ja'Marr Chase on Burrow's final play of the contest with 7:48 left in the third quarter. Chase led the Tigers with six catches for 144 yards, while running back Clyde Edwards-Helaire continued to show off his versatility. The Doak Walker Award semifinalist and Hornung Award finalist had seven catches for 65 yards - all in the first half - and ran only six times for 188 yards and three touchdowns. Needing one yard for 100 on the evening, he took advantage of his last touch of the game, sprinting through the line, down the right sideline, eluding a tackler at 25, and high-stepped for an 89-yard touchdown. It was the fifth-longest rushing touchdown in LSU history. Burrow, who has touchdown passes in 15-straight games, became the fourth SEC quarterback to surpass 4,000 passing yards in a season and moved to third in league history with 41 touchdown passes. Edwards-Helaire became the 14th Tiger to rush for 1,000 yards in a season. Defensively, LSU had 11 tackles for loss including four by safety JaCoby Stevens, who had all three of LSU's sacks. Linebacker Jacob Phillips led the Tigers with 12 tackles.

STATISTICAL COMPARISON (2020)

Category	LSU	Arkansas	CONF. (FBS) RANKING	
			LSU	Arkansas
Record:	2-3	3-4		
Conference:	2-3	3-4		
3rd Down Conversion:	333	361	12(103)	11(90)
Opp. 3rd Down Conversion:	470	406	11(103)	4(63)
4th Down Conversion	714	429	1(29)	9(101)
4th Down Conversion Defense	400	571	2(21)	8(59)
Fewest Penalties	27	40	1(49)	13(81)
Fewest Penalty Yards	195	284	1(41)	7(60)
1st Down Defense	106	170	2(54)	13(101)
1st Down Offense	122	146	9(59)	4(45)
Kickoff Return Defense	31.40	27.55	13(125)	12(119)
Kickoff Returns	36.50	18.16	1(1)	8(77)
Net Punting	43.64	36.00	2(10)	12(97)
Passing Offense	338.4	240.1	4(13)	8(58)
Passing Yards Allowed	335.2	245.4	14(122)	5(75)
Punt Returns	20.00	1.50	1(6)	13(112)
Punt Return Defense	7.00	9.00	6(64)	9(82)
Red Zone Offense	87.5	87.0	4(44)	5(48)
Red Zone Defense	73.7	71.0	3(23)	2(14)
Rushing Defense	143.4	183.4	6(43)	12(84)
Rushing Offense	119.6	148.1	13(104)	8(81)
Sacks Allowed	2.60	3.29	11(89)	14(111)
Scoring Defense	33.6	31.4	11(83)	8(73)
Scoring Offense	35.8	26.0	4(29)	9(84)
Passing Efficiency	150.16	157.01	6(33)	5(27)
Passing Efficiency Defense	168.44	130.93	14(117)	3(46)
Sacks	2.80	1.71	3(31)	8(84)
Tackles for Loss	7.0	5.4	1(36)	7(83)
Time of Possession	30.48	25.24	6(51)	14(113)
Total Defense	478.6	428.9	13(111)	10(79)
Total Offense	458.0	388.3	4(26)	7(73)
Turnover Margin	4.00	8.00	3(24)	1(11)
Turnovers Gained	11.00	16.00	4(37)	1(3)
Turnovers Lost	7.00	8.00	3(52)	5(61)

Series Notes: LSU and Arkansas will meet for the 66th time with LSU holding a 41-22-2 advantage in the series. LSU is currently enjoying a four game win streak against the Razorbacks dating back to 2016. LSU is 18-8 vs. Arkansas since the Hogs joined the league in 1992. The teams play annually for the Boot, which is a 24-karat trophy molded into the shape of Louisiana and Arkansas, and LSU holds an 16-8 record against the Razorbacks since the two teams began playing for the trophy that weighs 175 pounds and is believed to be one of the heaviest trophies in a college football rivalry. LSU is 3-2 against the Razorbacks in Fayetteville, winning the last two contest inside Reynolds Razorback Stadium. The last time the Tigers were there was in 2018 when No. 9 LSU came out on top 24-17.

The Series: LSU Leads 41-22-2

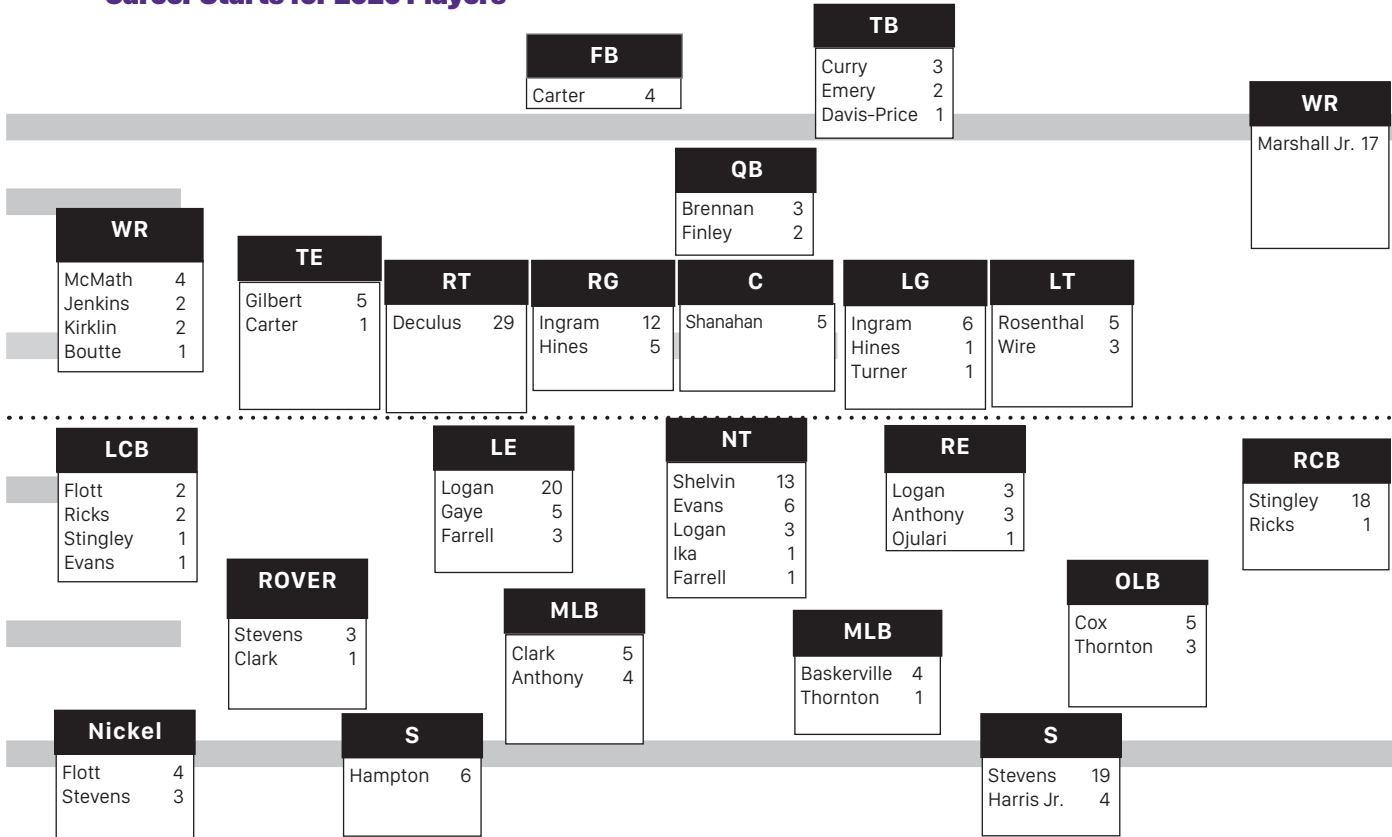
Year	Results	Rankings	Date (Site)
1901	LSU, 15-0	NR/NR	Dec. 5 at Baton Rouge
1906	Tie, 6-6	NR/NR	Nov. 29 at Baton Rouge
1907	LSU, 17-12	NR/NR	Nov. 6 at Baton Rouge
1908	LSU, 36-4	NR/NR	Nov. 26 at Little Rock
1909	UA, 16-0	NR/NR	Nov. 13 at Memphis
1910	UA, 51-0	NR/NR	Nov. 24 at Little Rock
1911	UA, 11-0	NR/NR	Nov. 30 at Little Rock
1912	LSU, 7-6	NR/NR	Nov. 16 at Little Rock
1913	LSU, 12-7	NR/NR	Nov. 8 at Shreveport
1914	UA, 20-12	NR/NR	Nov. 7 at Shreveport
1915	LSU, 13-7	NR/NR	Nov. 5 at Shreveport
1916	LSU, 17-7	NR/NR	Nov. 5 at Shreveport
1917	UA, 14-0	NR/NR	Nov. 3 at Shreveport
1919	LSU, 20-0	NR/NR	Oct. 25 at Shreveport
1920	LSU, 3-0	NR/NR	Nov. 6 at Shreveport
1921	LSU, 10-7	NR/NR	Nov. 5 at Shreveport
1922	UA, 40-6	NR/NR	Oct. 28 at Shreveport
1923	UA, 26-13	NR/NR	Oct. 27 at Shreveport
1924	UA, 10-7	NR/NR	Nov. 1 at Shreveport
1925	UA, 12-0	NR/NR	Oct. 31 at Shreveport
1926	LSU, 14-0	NR/NR	Nov. 6 at Shreveport
1927	UA, 28-0	NR/NR	Oct. 29 at Shreveport
1928	UA, 7-0	NR/NR	Nov. 3 at Shreveport
1929	UA, 32-0	NR/NR	Nov. 2 at Shreveport
1930	LSU, 27-12	NR/NR	Nov. 1 at Shreveport
1931	LSU, 13-6	NR/NR	Oct. 24 at Shreveport
1932	LSU, 14-0	NR/NR	Oct. 22 at Shreveport
1933	LSU, 20-0	NR/NR	Oct. 21 at Shreveport
1934	LSU, 16-0	NR/NR	Oct. 20 at Shreveport
1935	LSU, 13-7	NR/NR	Oct. 19 at Shreveport
1936	LSU, 19-7	#13/NR	Oct. 24 at Shreveport
1947	Tie, 0-0	NR/NR	Jan. 1 at Dallas (Cotton Bowl)
1953	LSU, 9-8	NR/NR	Nov. 21 at Little Rock
1954	LSU, 7-6	NR/#9	Nov. 20 at Shreveport
1955	LSU, 13-7	NR/NR	Nov. 19 at Little Rock
1956	LSU, 21-7	NR/NR	Nov. 24 at Shreveport
1966	LSU, 14-7	NR/#2	Jan. 1 at Dallas (Cotton Bowl)

1992	UA, 30-6	NR/NR	Nov. 27 at Fayetteville
1993	UA, 42-24	NR/NR	Nov. 27 at Baton Rouge
1994	LSU, 30-12	NR/NR	Nov. 26 at Little Rock
1995	LSU, 28-0	NR/#14	Nov. 18 at Baton Rouge
1996	LSU, 17-7	#19/NR	Nov. 29 at Little Rock
1997	LSU, 31-21	#17/NR	Nov. 28 at Baton Rouge
1998	UA, 41-14	NR/#13	Nov. 27 at Little Rock
1999	LSU, 35-10	NR/#17	Nov. 26 at Baton Rouge
2000	UA, 14-3	#24/NR	Nov. 24 at Little Rock
2001	LSU, 41-38	NR/#24	Nov. 23 at Baton Rouge
2002	UA, 21-20	#18/NR	Nov. 29 at Little Rock
2003	LSU, 55-24	#3/NR	Nov. 28 at Baton Rouge
2004	LSU, 43-14	#14/NR	Nov. 26 at Little Rock
2005	LSU, 19-17	#3/NR	Nov. 25 at Baton Rouge
2006	LSU, 31-26	#9/#5	Nov. 24 at Little Rock
2007	UA, 50-48	3ot #1/NR	Nov. 23 at Ba. Rouge
2008	UA, 31-30	NR/NR	Nov. 28 at Little Rock
2009	LSU, 33-30	OT#17/NR	Nov. 28 at Ba. Rouge
2010	UA, 31-23	#6/#13	Nov. 27 at Little Rock
2011	LSU, 41-17	#1/#3	Nov. 25 at Baton Rouge
2012	LSU, 20-13	#8/NR	Nov. 23 at Fayetteville
2013	LSU, 31-27	#15/NR	Nov. 29 at Baton Rouge
2014	UA, 17-0	#20/NR	Nov. 15 at Fayetteville
2015	UA, 31-14	#9/NR	Nov. 14 at Baton Rouge
2016	LSU, 38-10	#19/NR	Nov. 12 at Fayetteville
2017	LSU, 33-10	NR/NR	Nov. 11 at Baton Rouge
2018	LSU, 24-17	#9/NR	Nov. 10 at Fayetteville
2019	LSU 56-20	#1/NR	Nov. 21 at Baton Rouge

At Baton Rouge: LSU leads 13-3-1
At Fayetteville: LSU leads 3-2
At Little Rock: LSU leads 8-7
At Shreveport: LSU leads 16-9
At Other Neutral Sites: Tied 1-1-1
Ed Orgeron vs. Arkansas: 4-3

LSU GAME-BY-GAME STARTERS

Career Starts for 2020 Players



(Games Played/Starts) '17 '18 '19 '20 Total Consecutive Starts

Alex Adams, WR	--	--	--	2/0	2/0	-
Andre Anthony, LB	--	13/3	9/2	5/3	27/8	-
Avery Atkins, PK	--	13/0	13/0	5/0	31/0	-
AJ Aycock, QB	--	--	--	--	--	-
Micah Baskerville, LB	--	8/1	11/0	4/4	23/5	2
Aaron Benfield, LB	--	--	--	--	--	-
Kayshon Boutte, WR	--	--	--	5/1	5/1	-
Anthony Bradford, OL	--	--	3/0	4/0	7/0	-
Trey Bradford, RB	--	--	--	--	--	-
Myles Brennan, QB	6/0	1/0	9/0	3/3	19/3	-
Tory Carter, FB	12/1	12/4	9/0	5/0	38/5	-
Jarell Cherry, LB	--	1/0	3/0	1/1	5/0	-
Damone Clark, LB	--	13/0	14/3	5/4	32/7	-
Lloyd Cole, CB	--	--	13/0	4/0	17/0	-
Jabril Cox, LB	--	--	--	5/5	5/5	5
Chris Curry, RB	--	4/0	12/1	4/3	20/4	-
Tyrion Davis-Price, RB	--	--	13/0	5/2	18/2	-
Austin Deculus, OL	13/0	13/12	12/12	5/5	43/29	9
Nick Demas, WR	--	--	--	--	--	-
Charlie Drost, TE	--	--	--	--	--	-
Marcus Dumervil, OL	--	--	--	1/0	1/0	-
Keenen Dunn, RB	--	--	--	--	--	-
John Emery Jr., RB	--	--	10/0	5/2	15/2	2
Darren Evans, CB	--	--	--	4/1	4/1	-
Joseph Evans, DL	--	--	3/1	5/5	8/6	5
Neil Farrel Jr., DE	5/0	10/0	13/3	5/2	33/5	-
Hunter Faust, LB	--	--	--	3/0	3/0	-
TJ Finley, QB	--	--	--	2/2	2/2	2
Cordale Flott, CB	--	--	14/1	5/5	19/6	5
Soni Fonua, OLB	--	--	4/0	2/0	6/0	-
Zaven Fountain, S	--	--	--	--	--	-
Evan Francioni, WR	--	--	--	5/0	5/0	-
Ali Gaye, DL	--	--	--	5/5	5/5	5
Arik Gilbert, TE	--	--	--	5/5	5/5	5
Jacobian Guillory, DL	--	--	--	--	--	-
Maurice Hampton Jr., S	--	--	13/2	5/4	18/6	-
Austin Harden, OL	--	--	--	--	--	-
Todd Harris Jr., S	13/0	11/1	3/1	4/1	31/3	1
Xavier Hill, OL	--	--	--	1/0	1/0	-
Chasen Hines, OL	--	8/1	10/0	5/5	23/6	5
Brandon Hubicz, TE	--	--	2/0	--	2/0	-
Siaki Ika, DT	--	--	10/0	4/1	14/1	-
Ed Ingram, OG	13/12	--	9/2	4/4	26/18	2
Jaray Jenkins, WR	--	--	6/0	5/2	11/2	2
Nelson Jenkins, DT	--	1/0	--	--	1/0	-
Max Johnson, QB	--	--	--	2/0	2/0	-
Raydarius Jones, CB	--	--	4/0	3/0	7/0	-
Stephen King, TE	--	--	--	--	--	-
Walker Kinney, QB	--	--	--	--	--	-
Jontre Kirklind, CB	12/0	12/0	12/0	5/2	41/2	-
Ethan Laing, WR	--	--	--	--	--	-
Riley Lawrence, OL	--	--	--	--	--	-
Devonta Lee, WR	--	--	12/0	5/0	17/0	-

(Games Played/Starts) '17 '18 '19 '20 Total Consecutive Starts

Cameron Lewis, S	2/0	3/0	13/0	5/0	23/0	-
Desmond Little, OLB	--	--	--	2/0	2/0	-
Glen Logan, DE	12/2	13/10	11/10	3/3	39/25	3
Terrace Marshall Jr., WR	--	13/1	12/12	5/4	30/18	13
Michael Martin, WR	--	--	--	--	--	-
Marlon Martinez, OL	--	--	--	4/0	4/0	-
Jack Mashburn, TE	--	--	--	--	--	-
Ezekeal Mata, PK	--	--	--	--	--	-
Jansen Mayea, TE	--	--	--	--	--	-
Dwight McGlothern, CB	--	--	--	2/0	2/0	-
Racey McMath, WR	2/0	12/0	12/0	5/5	31/5	5
Aaron Moffitt, TE	--	--	12/0	--	12/0	-
Koy Moore, WR	--	--	--	5/0	5/0	-
Travez Moore, LB	--	3/0	2/0	3/0	8/0	-
Corren Norman, RB	--	--	--	--	--	-
BJ Ojulari, OLB	--	--	--	5/1	5/1	1
Isiah Oubre, LB	--	--	--	--	--	-
Trey Palmer, WR	--	--	9/0	5/0	14/0	-
Spencer Payne, OL	--	--	--	--	--	-
Thomas Perry, OL	--	--	--	--	--	-
Max Peterson, SNP	--	--	--	--	--	-
Eli Ricks, CB	--	--	--	5/3	5/3	1
Nick Rocha, WR	--	--	--	--	--	-
Dare Rosenthal, OT	--	--	3/2	2/2	5/4	-
Jaquelin Roy, DL	--	--	--	4/0	4/0	-
Antoine Sampah, LB	--	--	--	3/0	3/0	-
Liam Shanahan, OL	--	--	--	5/5	5/5	5
Quentin Skinner, LS	--	--	1/0	--	1/0	-
Jared Small, LB	4/0	5/0	--	3/0	12/0	-
Carlton Smith, LB	--	7/0	--	--	7/0	-
Preston Stafford, PK	--	--	--	--	--	-
JaCoby Stevens, S	6/1	11/4	14/14	5/5	36/24	24
Derek Stingley Jr., CB	--	--	14/14	4/4	18/18	4
Nick Storz, TE	--	--	--	5/0	5/0	-
Eric Taylor, DL	--	--	--	--	--	-
Kole Taylor, TE	--	--	--	3/0	3/0	-
Kardell Thomas, OL	--	--	--	--	--	-
Dylan Thompson, OLB	--	--	--	--	--	-
Ray Thornton, LB	6/2	12/2	12/0	5/0	35/4	-
Jordan Toles, S	--	--	--	5/0	5/0	-
Charles Turner, OL	--	--	2/0	5/1	7/1	-
Zach Von Rosenberg, P	11/0	13/0	12/0	4/0	40/0	-
Jay Ward, CB	--	--	11/0	4/0	15/0	-
Phillip Webb, LB	--	--	--	--	--	-
Josh White, LB	--	--	--	5/0	5/0	-
Josh Williams, RB	--	--	--	5/0	5/0	-
Cameron Wire, OT	--	--	5/0	5/3	10/3	2
Sloan Right, LB	--	--	--	--	--	-
Cade York, K	--	--	13/0	5/0	18/0	-

GAME-BY-GAME PARTICIPATION

##	PLAYER	GP/GS	MS	VANDY	MIZZ	SC	AUB	ARK	TAMU	OM	Florida	UA
12	Alex Adams	2/-	...	XXX	XXX
3	Andre Anthony	5/3	START	START	START	XXX	XXX
32	Avery Atkins	5/-	XXX	XXX	XXX	XXX	XXX
23	M. Baskerville	4/3	XXX	START	...	START	START
1W	Kayshon Boutte	5/1	START	XXX	XXX	XXX	XXX
75	A. Bradford	4/-	XXX	...	XXX	XXX	XXX
15	Myles Brennan	3/3	START	START	START
44	Tory Carter	5/-	XXX	XXX	XXX	XXX	XXX
55	Jarell Cherry	2/-	XXX	XXX
1H	Damone Clark	5/4	START	START	START	START	XXX
28	Lloyd Cole	4/-	XXX	XXX	XXX	XXX
19	Jabril Cox	5/5	START	START	START	START	START
18	Chris Curry	4/2	START	...	START	XXX	XXX
3R	Ty Davis-Price	5/1	XXX	START	XXX	XXX	XXX
76	Austin Deculus	5/5	START	START	START	START	START
74	Marcus Dumervil	1/-	XXX
4	John Emery	5/2	XXX	XXX	XXX	START	START
26	Darren Evans	4/1	START	XXX	...	XXX	XXX
94	Joseph Evans	5/5	START	START	START	START	START
92	Neil Farrell	5/1	XXX	XXX	XXX	START	XXX
37	Hunter Faust	3/-	...	XXX	XXX	XXX
1A	TJ Finley	2/2	START	START
25	Cordale Flott	5/5	START	START	START	START	START
53	Soni Fonua	2/-	XXX	XXX
88	Evan Francioni	5/-	XXX	XXX	XXX	XXX	XXX
11	Ali Gaye	5/5	START	START	START	START	START
2	Arik Gilbert	5/5	START	START	START	START	START
14	Maurice Hampton	5/4	START	START	START	START	XXX
4S	Todd Harris	5/2	START	XXX	XXX	XXX	START
71	Xavier Hill	1/-	XXX
57	Chasen Hines	5/5	START	START	START	START	START
62	Siaki Ika	4/1	XXX	START	XXX	XXX
70	Ed Ingram	4/4	START	START	...	START	START
10	Jaray Jenkins	5/2	XXX	XXX	XXX	START	START
1D	Max Johnson	2/-	XXX	XXX
29	Ray Jones	3/-	XXX	XXX	...	XXX
13	Jontre Kirklín	5/2	XXX	START	START	XXX	XXX
6L	Devonta Lee	5/-	XXX	XXX	XXX	XXX	XXX
31	Cameron Lewis	5/-	XXX	XXX	XXX	XXX	XXX
59	Desmond Little	2/-	XXX	XXX
97	Glen Logan	3/3	START	START	START
6	T. Marshall	5/5	START	START	START	START	START
77	Marlon Martinez	4/-	...	XXX	XXX	XXX	XXX
2M	D. McGlothorn	2/-	XXX	...	XXX
17	Racey McMath	5/5	START	START	START	START	START
5W	Koy Moore	5/-	XXX	XXX	XXX	XXX	XXX
49	Travez Moore	3/-	XXX	XXX	XXX
8	BJ Ojulari	5/1	XXX	XXX	XXX	XXX	START
33	Trey Palmer	5/-	XXX	XXX	XXX	XXX	XXX
1	Eli Ricks	5/3	START	XXX	START	XXX	START
38	Z.Von Rosenberg	4/-	XXX	XXX	XXX	...	XXX
51	Dare Rosenthal	2/2	START	...	START
99	Jaquelin Roy	4/-	...	XXX	XXX	XXX	XXX
34	Antoine Sampah	3/-	XXX	XXX	XXX
56	Liam Shanahan	5/5	START	START	START	START	START
48	Quentin Skinner	5/-	XXX	XXX	XXX	XXX	XXX
5H	Jared Small	4/-	XXX	...	XXX	XXX	XXX
7	JaCoby Stevens	5/5	START	START	START	START	START
24	Derek Stingley	4/4	...	START	START	START	START
85	Nick Storz	5/-	XXX	XXX	XXX	XXX	XXX
87	Kole Taylor	3/-	...	XXX	...	XXX	XXX
58	Kardell Thomas	1/-	XXX
43	Ray Thornton	5/-	XXX	XXX	XXX	XXX	XXX
21	Jordan Toles	5/-	XXX	XXX	XXX	XXX	XXX
69	Charles Turner	5/1	XXX	XXX	START	XXX	XXX
5	Jay Ward	4/-	XXX	...	XXX	XXX	XXX
1J	Josh White	5/-	XXX	XXX	XXX	XXX	XXX
2E	Josh Williams	5/-	XXX	XXX	XXX	XXX	XXX
61	Cameron Wire	5/3	XXX	START	XXX	START	START
36	Cade York	5/-	XXX	XXX	XXX	XXX	XXX

LSU'S 20-YARD PLAYS

Play Breakdown

Pass.....	22
Rush.....	3
TOTAL.....	25

BY GAME

vs. Mississippi State	5
at Vanderbilt	5
vs. Missouri	6
vs. South Carolina	6
at Auburn	3
at Arkansas	0
at Texas A&M	0
vs. Ole Miss.....	0
at Florida	0
vs. Alabama.....	0
TOTAL.....	25

BY QUARTER

1st	5
2nd	4
3rd	7
4th	2
Overtime.....	0

RUSHING

Tyrion Davis Price.....	3
-------------------------	---

PASSING

Myles Brennan.....	15
TJ Finley	6
Max Johnson.....	1

RECEIVING

Terrace Marshall	7
Jaray Jenkins	5
Arik Grilbert.....	3
Racey McMath	3
Jontre Kirklin	2
Trey Palmer	1
Kayshon Boutte.....	1

20 OR MORE TOUCHDOWNS

Terrace Marshall.....	5
Jontre Kirklin	2
Arik Gilbert	1
Kayshon Boutte.....	1

20-Plus Yards Plays of 2019

Yards	Type	Player	Opp.	Qtr.
75	Pass	Terrace Marshall from Myles Brennan for a TD*	MU	3
51	Pass	Terrace Marshall from Myles Brennan for a TD*	Vandy	2
51	Pass	Terrace Marshall from TJ Finley for a TD*	SC	2
47	Pass	Jaray Jenkins from Myles Brennan	MSU	2
44	Pass	Terrace Marshall from Myles Brennan	MU	3
43	Pass	Kayshon Boutte from Max Johnson	AU	4
37	Pass	Terrace Marshall from Myles Brennan for a TD*	MSU	3
36	Pass	Jaray Jenkins from TJ Finley	SC	2
35	Rush	Tyrion Davis Price for a first down	SC	3
33	Pass	Terrace Marshall from Myles Brennan for a TD*	MSU	4
32	Pass	Terrace Marshall from Myles Brennan	MU	1
29	Pass	Jontre Kirklin from Myles Brennan for a TD*	Vandy	3
28	Pass	Jontre Kirklin from Myles Brennan for a TD*	Vandy	1
28	Pass	Racey McMath from Myles Brennan	MSU	3
26	Pass	Jaray Jenkins from TJ Finley	SC	1
25	Pass	Arik Gilbert from Myles Brennan for a TD*	MU	2
24	Rush	Tyrion Davis Price for a first down	MU	3
24	Rush	Tyrion Davis Price for a first down	SC	4
24	Pass	Trey Palmer from TJ Finley for a first down	AU	1
22	Pass	Jaray Jenkins from Myles Brennan	Vandy	1
22	Pass	Racey McMath from Myles Brennan	Vandy	3
22	Pass	Racey McMath from TJ Finley	AU	2
21	Pass	Arik Gilbert from TJ Finley	SC	4
20	Pass	Jaray Jenkins from Myles Brennan	MSU	3
20	Pass	Arik Gilbert from Myles Brennan	MU	1

*Denotes play resulted in touchdown.

LSU TEAM GAME HIGHS

Rushes	54	vs South Carolina (Oct. 24, 2020)
Yards Rushing	276	vs South Carolina (Oct. 24, 2020)
Yards Per Rush	5.1	vs South Carolina (Oct. 24, 2020)
TD Rushes	3	vs South Carolina (Oct. 24, 2020)
Pass attempts	48	at Missouri (Oct. 10, 2020)
		at Auburn (Oct. 31, 2020)
Pass completions	29	at Missouri (Oct. 10, 2020)
Yards Passing	430	at Missouri (Oct. 10, 2020)
Yards Per Pass	12.6	vs South Carolina (Oct. 24, 2020)
TD Passes	4	at Vanderbilt (Oct. 3, 2020)
		at Missouri (Oct. 10, 2020)
Total Plays	84	vs Mississippi State (Sep. 26, 2020)
Total Offense	541	vs South Carolina (Oct. 24, 2020)
Yards Per Play	7.2	at Vanderbilt (Oct. 3, 2020)
		vs South Carolina (Oct. 24, 2020)
Points	52	vs South Carolina (Oct. 24, 2020)
Sacks By	5	vs Mississippi State (Sep. 26, 2020)
		vs South Carolina (Oct. 24, 2020)
First Downs	29	vs South Carolina (Oct. 24, 2020)
Penalties	10	vs South Carolina (Oct. 24, 2020)
Penalty Yards	79	vs South Carolina (Oct. 24, 2020)
Turnovers	3	at Auburn (Oct. 31, 2020)
Interceptions By	2	vs Mississippi State (Sep. 26, 2020)
		at Vanderbilt (Oct. 3, 2020)
Punts	7	vs Mississippi State (Sep. 26, 2020)
		at Auburn (Oct. 31, 2020)
Punting Avg	49.4	vs Mississippi State (Sep. 26, 2020)
Long Punt	60	at Missouri (Oct. 10, 2020)
Punts inside 20	5	vs Mississippi State (Sep. 26, 2020)
Long Punt Return	48	at Vanderbilt (Oct. 3, 2020)

LSU INDIVIDUAL GAME HIGHS

Rushes	22	Tyrion Davis Price vs. South Carolina (Oct. 24, 2020)
Yards Rushing	135	Tyrion Davis Price vs. South Carolina (Oct. 24, 2020)
TD Rushes	1	John Emery at Vanderbilt (Oct. 3, 2020)
		Tyrion Davis Price at Missouri (Oct. 10, 2020)
		Tyrion Davis Price vs. South Carolina (Oct. 24, 2020)
		John Emery vs. South Carolina (Oct. 24, 2020)
		TJ Finley vs. South Carolina (Oct. 24, 2020)
Long Rush	35	Tyrion Davis Price vs. South Carolina (Oct. 24, 2020)
Pass attempts	48	Myles Brennan at Missouri (Oct. 10, 2020)
Pass completions	29	Myles Brennan at Missouri (Oct. 10, 2020)
Yards Passing	430	Myles Brennan at Missouri (Oct. 10, 2020)
TD Passes	4	Myles Brennan at Vanderbilt (Oct. 3, 2020)
		Myles Brennan at Missouri (Oct. 10, 2020)
Long Pass	75	Myles Brennan at Missouri (Oct. 10, 2020)
Receptions	11	Terrace Marshall at Missouri (Oct. 10, 2020)
Yards Receiving	235	Terrace Marshall at Missouri (Oct. 10, 2020)
TD Receptions	3	Terrace Marshall at Missouri (Oct. 10, 2020)
Long Reception	75	Terrace Marshall at Missouri (Oct. 10, 2020)
Field Goals	2	Cade York vs Mississippi State (Sep 26, 2020)
		Cade York at Vanderbilt (Oct. 3, 2020)
		Cade York at Missouri (Oct. 10, 2020)
Long Field Goal	53	Cade York at Missouri (Oct. 10, 2020)
Punts	7	Z.Von Rosenberg vs Mississippi State (Sep 26, 2020)
		Z. Von Rosenberg vs Auburn (Oct. 31, 2020)
Punting Avg	49.4	Z.Von Rosenberg vs Mississippi State (Sep 26, 2020)
Long Punt	60	Z.Von Rosenberg at Missouri (Oct. 10, 2020)
Punts inside 20	5	Z.Von Rosenberg vs Mississippi State (Sep 26, 2020)
Long Punt Return	48	Derek Stingley Jr. at Vanderbilt (Oct. 3, 2020)
Long Kickoff Return	93	Trey Palmer vs. South Carolina (Oct. 24, 2020)
Tackles	11	Damone Clark vs Mississippi State (Sep 26, 2020)
		Jacoby Stevens at Vanderbilt (Oct. 3, 2020)
Sacks	3.0	BJ Ojulari vs. South Carolina (Oct. 24, 2020)
Tackles For Loss	3.0	BJ Ojulari vs. South Carolina (Oct. 24, 2020)
Interceptions	1	Jabril Cox vs Mississippi State (Sep 26, 2020)
		Eli Ricks vs Mississippi State (Sep 26, 2020)
		Eli Ricks vs South Carolina (Oct. 24, 2020)

OPPONENT TEAM GAME HIGHS

Rushes	44	at Auburn (Oct. 31, 2020)
Yards Rushing	206	at Auburn (Oct. 31, 2020)
Yards Per Rush	5.8	vs South Carolina (Oct. 24, 2020)
TD Rushes	3	at Auburn (Oct. 31, 2020)
Pass attempts	60	vs Mississippi State (Sep. 26, 2020)
Pass completions	36	vs Mississippi State (Sep. 26, 2020)
Yards Passing	623	vs Mississippi State (Sep. 26, 2020)
Yards Per Pass	10.4	vs Mississippi State (Sep. 26, 2020)
TD Passes	5	vs Mississippi State (Sep. 26, 2020)
Total Plays	76	vs Mississippi State (Sep. 26, 2020)
Total Offense	632	vs Mississippi State (Sep. 26, 2020)
Yards Per Play	8.6	at Missouri (Oct. 10, 2020)
Points	45	at Missouri (Oct. 10, 2020)
Sacks By	7	vs Mississippi State (Sep. 26, 2020)
First Downs	24	vs Mississippi State (Sep. 26, 2020)
Penalties	7	vs Mississippi State (Sep. 26, 2020)
		vs South Carolina (Oct. 24, 2020)
Penalty Yards	55	vs South Carolina (Oct. 24, 2020)
Turnovers	4	vs Mississippi State (Sep. 26, 2020)
Interceptions By	2	vs Mississippi State (Sep. 26, 2020)
		at Auburn (Oct. 31, 2020)
Punts	7	at Vanderbilt (Oct. 3, 2020)
Punting Avg	66	at Missouri (Oct. 10, 2020)
Long Punt	66	at Missouri (Oct. 10, 2020)
Punts inside 20	3	at Vanderbilt (Oct. 3, 2020)
Long Punt Return	18	at Auburn (Oct. 31, 2020)

OPPONENT INDIVIDUAL GAME HIGHS

Rushes	18	Larry Roundtree at Missouri (Oct. 10, 2020)
Yards Rushing	126	Kevin Harris vs. South Carolina (Oct. 24, 2020)
TD Rushes	2	Kevin Harris vs. South Carolina (Oct. 24, 2020)
		Tank Bigsby at. Auburn (Oct. 31, 2020)
Long Rush	49	Kevin Harris vs. South Carolina (Oct. 24, 2020)
Pass attempts	60	KJ Costello vs Mississippi State (Sep 26, 2020)
Pass completions	36	KJ Costello, vs Mississippi State (Sep 26, 2020)
Yards Passing	623	KJ Costello vs Mississippi State (Sep 26, 2020)
TD Passes	5	KJ Costello vs Mississippi State (Sep 26, 2020)
Long Pass	91	Bo Nix at Auburn (Oct. 31, 2020)
Receptions	8	Kylin Hill vs Mississippi State (Sep 26, 2020)
Yards Receiving	183	Osirus Mitchell vs Mississippi State (Sep 26, 2020)
TD Receptions	2	Osirus Mitchell vs Mississippi State (Sep 26, 2020)
Long Reception	91	Anthony Schwartz at Auburn (Oct. 31, 2020)
Field Goals	3	Brandon Ruiz vs Mississippi State (Sep 26, 2020)
Long Field Goal	52	Harrison Mevis at Missouri (Oct. 10, 2020)
Punts	7	Harrison Smith at Vanderbilt (Oct. 3, 2020)
Punting Avg	47.5	Tucker Day vs Mississippi State (Sep 26, 2020)
Long Punt	66	Grant McKinnis at Missouri (Oct. 10, 2020)
Punts inside 20	3	Harrison Smith at Vanderbilt (Oct. 3, 2020)
Long Punt Return	18	Marc-Antony Richards at Auburn (Oct. 31, 2020)
Long Kickoff Return	39	Tyler Badie at Missouri (Oct. 10, 2020)
Tackles	19	Ernest Jones vs South Carolina (Oct. 24, 2020)
Sacks	2.0	Marquiss Spencer vs Mississippi State (Sep 26, 2020)
		Derick Hall at Auburn (Oct. 31, 2020)
Tackles For Loss	2.0	Marquiss Spencer vs Mississippi State (Sep 26, 2020)
		Derick Hall at Auburn (Oct. 31, 2020)
Interceptions	1	Esaias Furdge vs Mississippi State (Sep 26, 2020)
		Emmanuel Forbes vs Mississippi State (Sep 26, 2020)
		Randall Haynie at Vanderbilt (Oct. 3, 2020)
		Nehemiah Pritchett at Auburn (Oct. 31, 2020)
		Big Kat Bryant at Auburn (Oct. 31, 2020)

DRIVE SUPERLATIVES

Longest Drive	LSU	Opponents
No. of Plays	16 vs. South Carolina (10/24/20) results in a TD	12 vs. Mississippi State (9/26/20) results in FG
By No. of Yards	85 at Vanderbilt (10/3/20) results in a TD	12 at Auburn (10/31/20) results in Touchdown
By Time of Possession	7:57 at Vanderbilt (10/3/20) results in Half	99 at Auburn (Oct. 31, 2020) results in Touchdown
Shortest Drive	LSU	Opponents
By No. of Plays	0 vs. Mississippi State (9/26/20)	0 vs. Mississippi State (9/26/20) results in end of game
	0 vs. South Carolina (10/24/20)	0 at Auburn (Oct. 31, 2020) results in Touchdown
By No. of Yards	-5 at Auburn (10/31/20) results in Fumble	-6 vs. Mississippi State (9/26/20) results in a INT
		-6 at Vanderbilt (10/3/20) results in a Punt

SCORING DRIVE BREAKDOWN

No. Drive	LSU		Opponent	
	22	8	21	5
Neg. Yards	-	-	-	-
0-9	5	3	2	1
10-19	-	-	-	-
20-29	1	1	1	-
30-39	1	1	-	-
40-49	2	1	-	1
50-59	1	-	2	1
60-69	1	2	1	2
70-79	8	-	12	-
80-89	3	-	1	-
90-99	-	-	2	-
TOTALS	22	8	21	4

GAME-OPENING DRIVES

	LSU			Opponent		
	PTS	1STS	YDS	PTS	1STS	YDS
Mississippi State	0	1	17	0	0	-3
at Vanderbilt	0	1	16	0	0	0
Missouri	7	4	75	7	1	75
vs South Carolina	7	5	75	7	1	75
at Auburn	0	0	3	7	2	30
at Arkansas	-	-	-	-	-	-
at Texas A&M	-	-	-	-	-	-
vs Ole Miss	-	-	-	-	-	-
at Florida	-	-	-	-	-	-
vs Alabama	-	-	-	-	-	-
TOTALS	7	6	108	7	1	72

THREE AND OUTS

	LSU		Opponent	
	THREE AND OUTS/DRIVES	THREE AND OUTS/DRIVES	THREE AND OUTS/DRIVES	THREE AND OUTS/DRIVES
Mississippi State	4/16 (25%)	2/16 (12.5%)		
at Vanderbilt	1/13 (7.7%)	3/12 (25.0%)		
Missouri	3/14 (21.4%)	3/12 (25.0%)		
vs South Carolina	0/11 (0.0%)	1/10 (10.0%)		
at Auburn	2/14 (14.3%)	2/14 (14.3%)		
at Arkansas	X/X (0.0%)	X/X (0.0%)		
at Texas A&M	X/X (0.0%)	X/X (0.0%)		
vs Ole Miss	X/X (0.0%)	X/X (0.0%)		
at Florida	X/X (0.0%)	X/X (0.0%)		
vs Alabama	X/X (0.0%)	X/X (0.0%)		
TOTALS	10/57 (17.5%)	10/44 (22.7%)		

SECOND-HALF OPENING DRIVES

	LSU			Opponent		
	PTS	1STS	YDS	PTS	1STS	YDS
Mississippi State	3	5	67	3	2	69
at Vanderbilt	0	0	9	0	0	4
Missouri	0	1	30	0	0	3
vs South Carolina	7	0	0	7	3	74
at Auburn	0	0	0	7	4	75
at Arkansas	-	-	-	-	-	-
at Texas A&M	-	-	-	-	-	-
vs Ole Miss	-	-	-	-	-	-
at Florida	-	-	-	-	-	-
vs Alabama	-	-	-	-	-	-
TOTALS	3	6	106	3	2	76

LSU DRIVE CHARTS

MISSISSIPPI STATE

QTR	TIME	START	PL-YDS	TOP	RESULT
1	13:27	LSU 35	5-17	2:18	Punt
1	4:47	LSU 37	4-12	1:25	Punt
1	0:37	LSU 45	3- -1	1:22	Punt
2	11:37	LSU 38	3- -2	1:26	Punt
2	9:45	MSU 00	0-0	0:00	TD
2	7:39	LSU 16	8-84	2:19	TD
2	2:27	LSU 25	3-0	0:25	Punt
2	0:59	LSU 11	5-26	0:59	Half
3	15:00	LSU 25	15-67	5:27	FG
3	6:23	LSU 25	5-75	1:22	TD
3	4:46	LSU 25	10-34	3:48	INT
4	14:14	LSU 25	4-6	1:35	Punt
4	11:53	MSU 45	3-45	0:52	TD
4	10:54	MSU 23	4-1	1:17	FG
4	7:27	LSU 25	3-7	1:12	Punt
4	3:39	MSU 26	11-49	3:39	INT

LSU DRIVE CHARTS

VANDERBILT

QTR	TIME	START	PL-YDS	TOP	RESULT
1	13:41	LSU 44	5-16	2:05	Punt
1	7:53	LSU 15	6-85	1:44	TD
1	3:26	LSU 14	6-36	2:59	Punt
2	14:03	Vandy 38	4-38	1:35	TD
2	9:27	LSU 40	3-0	0:21	INT
2	5:07	LSU 25	3-75	0:55	TD
2	0:16	LSU 20	1- -2	0:16	Half
3	15:00	LSU 25	3-9	1:51	Punt
3	12:18	LSU 41	7-25	1:53	FG
3	8:13	Vandy 20	4-7	1:03	FG
3	4:15	LSU 15	9-85	3:29	TD
4	11:16	LSU 21	7-79	3:05	TD
4	7:57	LSU 47	13-44	7:57	Half

LSU DRIVE CHARTS

MISSOURI

QTR	TIME	START	PL-YDS	TOP	RESULT
1	13:07	LSU 25	10-75	5:04	TD
1	6:15	MU 47	6-47	2:30	TD
1	0:22	LSU 25	3-8	0:35	Punt
2	14:47	MU 25	1-25	0:06	TD
2	12:17	MU 31	4-7	1:01	FG
2	7:33	LSU 25	3-8	1:07	Punt
2	1:56	LSU 25	3- 2	0:59	Punt
3	15:00	LSU 25	4-30	2:07	Punt
3	12:46	MU 05	2-5	0:21	TD
3	10:46	LSU 25	1-75	0:10	TD
3	8:48	LSU 10	7-37	3:30	Punt
3	2:36	LSU 25	6-42	2:36	FG
4	11:07	LSU 39	8-34	4:03	FGA
4	5:18	LSU 25	13-74	5:02	Downs

LSU DRIVE CHARTS

SOUTH CAROLINA

QTR	TIME	START	PL-YDS	TOP	RESULT
1	15:00	LSU 25	16-75	7:26	TD
1	6:40	LSU 25	10-66	4:35	FG
1	0:17	LSU 35	9-65	4:03	TD
2	7:58	LSU 37	3-34	1:11	INT
2	5:22	LSU 25	5-75	1:39	TD
2	2:43	SC 0	0-0	0:00	TD
2	1:22	LSU 20	4-15	1:22	Half
3	11:00	SC 0	0-0	0:00	TD
3	8:25	LSU 23	8-77	4:13	TD
4	14:53	LSU 42	10-58	5:09	TD
4	7:39	LSU 11	11-61	7:39	Half

OPPONENT DRIVE CHARTS

MISSISSIPPI STATE

QTR	TIME	START	PL-YDS	TOP	RESULT
1	15:00	MSU 25	3- -3	1:33	Punt
1	11:09	MSU 16	12-66	6:22	FG
1	3:22	MSU 14	3-3	2:45	Punt
2	14:15	MSU 5	8-55	2:44	Fumble
2	10:05	MSU 9	3-0	0:20	Int
2	9:45	MSU 25	6-75	2:00	TD
2	5:20	MSU 25	7-75	2:53	TD
2	2:02	MSU 28	5-22	1:03	Punt
3	9:33	MSU 25	9-69	3:10	FG
3	5:01	MSU 25	1-75	0:15	TD
3	0:58	MSU 44	5-56	1:44	TD
4	12:39	MSU 11	2-6	0:46	INT
4	11:01	MSU 25	1- -2	0:07	Fumble
4	9:37	MSU 25	7-50	2:10	FG
4	6:15	MSU 29	7-51	2:36	TD
4	0:00	MSU 20	0-0	0:00	Half

OPPONENT DRIVE CHARTS

VANDERBILT

QTR	TIME	START	PL-YDS	TOP	RESULT
1	15:00	Vandy 21	3-0	1:19	Punt
1	11:36	Vandy 8	7-39	3:43	Punt
1	6:09	Vandy 25	4-25	2:43	Punt
1	0:27	Vandy 15	3- -2	1:24	Punt
2	12:28	Vandy 25	7-35	3:01	Downs
2	9:06	Vandy 42	8-58	3:59	TD
2	4:03	LSU 42	11-38	3:47	FGA
3	13:09	Vandy 12	3-4	0:51	Punt
3	10:25	Vandy 25	4- -6	2:12	Punt
3	7:10	Vandy 25	7-14	2:55	Punt
3	0:46	Vandy 25	11-66	4:30	INT
4	8:04	Vandy 30	1-0	0:07	INT

OPPONENT DRIVE CHARTS

MISSOURI

QTR	TIME	START	PL-YDS	TOP	RESULT
1	15:00	MU 25	4-75	1:53	TD
1	7:56	MU 40	4-7	1:41	Downs
1	3:45	MU 25	9-75	3:23	TD
2	0:00	MU 25	0-0	0:00	Fumble
2	14:41	MU 25	6-6	2:24	Fumble
2	11:16	MU 25	9-75	3:43	TD
2	6:26	MU 26	9-40	4:30	FG
2	0:57	MU 15	2- -6	0:57	Half
3	12:53	MU 02	1-3	0:07	Fumble
3	12:25	MU 25	4-75	1:39	TD
3	10:36	MU 25	3-9	1:48	Punt
3	5:18	MU 17	7-83	2:42	TD
4	15:00	MU 25	7-36	3:53	FGA
4	7:04	MU 23	4-0	1:46	TD
4	0:16	MU 01	1-1	0:16	Half

OPPONENT DRIVE CHARTS

SOUTH CAROLINA

QTR	TIME	START	PL-YDS	TOP	RESULT
1	7:34	SC 25	3-75	0:54	TD
1	2:05	SC 25	3- -10	1:48	Punt
2	11:14	SC 25	5-38	3:16	FGA
2	6:47	LSU 34	4-7	1:25	FG
2	3:43	SC 25	3-19	1:00	INT
2	2:43	SC 25	6-58	1:21	FGA
3	14:54	SC 25	9-74	3:37	TD
3	11:00	SC 25	5-52	2:35	FGA
3	4:12	SC 25	10-34	4:19	DOWNS
4	9:44	SC 25	7-75	2:05	TD

LSU DRIVE CHARTS

AUBURN

QTR	TIME	START	PL-YDS	TOP	RESULT
1	15:00	LSU 25	3-3	0:44	Punt
1	11:03	LSU 1	9-44	3:50	Punt
1	3:07	LSU 20	8-44	3:13	FGA
2	13:52	LSU 25	3-23	1:07	INT
2	12:13	LSU 25	7-32	3:28	Punt
2	6:45	LSU 25	3- -5	1:18	Fumble
2	5:16	LSU 34	6-11	1:40	Punt
2	0:33	LSU 35	5-32	0:33	FG
3	11:35	LSU 25	1-0	0:06	INT
3	8:55	LSU 25	3-4	2:01	Punt
3	1:26	LSU 27	6-23	1:38	Punt
4	14:37	LSU 25	5-11	2:32	Punt
4	9:59	LSU 29	4-71	1:16	TD
4	7:39	LSU 20	14-50	4:40	Downs

OPPONENT DRIVE CHARTS

AUBURN

QTR	TIME	START	PL-YDS	TOP	RESULT
1	14:16	AU 25	7-30	3:13	Punt
1	7:13	AU 20	9-34	4:06	Punt
2	14:54	AU 36	3-64	1:02	Fumble
2	12:45	LSU 4	1-4	0:32	TD
2	8:45	AU 20	5-15	2:00	Punt
2	5:25	LSU 20	0-0	0:00	TD
2	3:36	AU 1	8-99	2:56	TD
3	15:00	AU 25	8-75	3:25	TD
3	11:29	LSU 21	5-21	2:34	TD
3	6:54	AU 31	12-69	5:21	TD
4	14:48	AU 9	1-91	0:11	TD
4	12:05	AU 31	3-2	2:06	Punt
4	8:43	LSU 44	3-4	1:04	Punt
4	2:59	AU 30	5-8	2:59	Half

TURNOVERS

Opponent	Forced by LSU					Forced By Opponent			
	Fum	Int	Tot	Pts Off	Margin	Fum	Int	Tot	Pts Off
vs. Mississippi State	2	2	4	17	2	0	2	2	7
at Vanderbilt	0	2	2	7	1	0	1	1	7
vs. Missouri	3	0	3	24	3	0	0	0	0
vs. South Carolina	0	1	1	7	1	0	0	0	0
at Auburn	0	0	0	0	0	1	2	3	21
vs Alabama	0	0	0	0	0	0	0	0	0
at Arkansas	0	0	0	0	0	0	0	0	0
at Texas A&M	0	0	0	0	0	0	0	0	0
vs Ole Miss	0	0	0	0	0	0	0	0	0
at Florida	0	0	0	0	0	0	0	0	0
TOTALS	5	4	9	48	6	1	5	6	35

LSU BIG PLAYS

Opponent	Rushing				Passing				Special Teams	
	10-19	20-29	30-39	40+	20-29	30-39	40-49	50+	Block	Ret. TD
vs. Mississippi State	2	0	0	0	2	2	1	0	0	0
at Vanderbilt	6	0	0	0	4	0	0	1	0	0
vs. Missouri	0	1	0	0	2	1	1	1	0	0
vs. South Carolina	5	1	1	0	2	1	0	1	0	1
at Auburn	0	0	0	0	2	0	1	0	0	0
vs Alabama	0	0	0	0	0	0	0	0	0	0
at Arkansas	0	0	0	0	0	0	0	0	0	0
at Texas A&M	0	0	0	0	0	0	0	0	0	0
vs Ole Miss	0	0	0	0	0	0	0	0	0	0
at Florida	0	0	0	0	0	0	0	0	0	0
TOTALS	13	2	1	0	12	4	3	3	0	1

OPPONENT BIG PLAYS

Opponent	Rushing				Passing				Special Teams	
	10-19	20-29	30-39	40+	20-29	30-39	40-49	50+	Block	Ret. TD
vs. Mississippi State	2	--	--	--	8	5	1	1	--	--
at Vanderbilt	3	1	--	--	--	--	1	--	--	--
vs. Missouri	3	2	--	--	3	--	1	2	1	--
vs. South Carolina	1	1	--	2	--	2	1	1	--	--
at Auburn	4	2	--	--	2	1	--	1	--	--
vs Alabama	--	--	--	--	--	--	--	--	--	--
at Arkansas	--	--	--	--	--	--	--	--	--	--
at Texas A&M	--	--	--	--	--	--	--	--	--	--
vs Ole Miss	--	--	--	--	--	--	--	--	--	--
at Florida	--	--	--	--	--	--	--	--	--	--
TOTALS	13	6	0	2	13	8	4	5	1	0

OFFENSIVE LINE SNAPS PLAYED

Player	MS	VANDY	MIZZ	SC	AUB	UA	ARK	TAMU	OM	UF	TOTALS
Liam Shanahan	85	70	69	78	78						380
Chasen Hines	85	70	67	76	78						376
Austin Deculus	85	70	64	75	78						372
Ed Ingram	85	65	-	75	78						303
Cameron Wire	4	70	18	74	78						244
Dare Rosenthal	81	-	69	-							150
Charles Turner	-	-	58	-							58
Marlon Martinez	-	5	-	7							12

TEAM STATISTICS

	LSU	OPP
SCORING	179	168
Points Per Game	35.8	33.6
Points Off Turnovers	48	38
FIRST DOWNS	122	106
Rushing	37	40
Passing	80	62
Penalty	5	4
RUSHING YARDAGE	598	717
Yards gained rushing	704	851
Yards lost rushing	106	134
Rushing Attempts	171	165
Average Per Rush	3.5	4.3
Average Per Game	119.6	143.4
TDs Rushing	5	7
PASSING YARDAGE	1692	1676
Comp-Att-Int	124-200-6	106-168-5
Average Per Pass	8.5	10.0
Average Per Catch	13.6	15.8
Average Per Game	338.4	335.2
TDs Passing	14	14
TOTAL OFFENSE	2290	2393
Total Plays	371	333
Average Per Play	6.2	7.2
Average Per Game	458.0	478.6
KICK RETURNS: #-Yards	6-219	5-157
PUNT RETURNS: #-Yards	5-100	5-35
INT RETURNS: #-Yards	5-80	6-126
KICK RETURN AVERAGE	36.5	31.4
PUNT RETURN AVERAGE	20.0	7.0
INT RETURN AVERAGE	16.0	21.0
FUMBLES-LOST	2-1	8-6
PENALTIES-Yards	27-195	28-187
Average Per Game	39.0	37.4
PUNTS-Yards	22-1035	17-784
Average Per Punt	47.0	46.1
Net punt average	43.6	36.7
KICKOFFS-Yards	33-2112	32-2026
Average Per Kick	64.0	63.3
Net kick average	38.0	37.7
TIME OF POSSESSION/Game	30:48	29:12
3RD-DOWN Conversions	22/66	31/66
3rd-Down Pct	33%	47%
4TH-DOWN Conversions	5/7	2/5
4th-Down Pct	71%	40%
SACKS BY-Yards	14-91	13-80
MISC YARDS	0	11
TOUCHDOWNS SCORED	22	22
FIELD GOALS-ATTEMPTS	8-10	5-10
ON-SIDE KICKS	0-1	0-0
RED-ZONE SCORES	(14-16) 88%	(14-19) 74%
RED-ZONE TOUCHDOWNS	(10-16) 63%	(11-19) 58%
PAT-ATTEMPTS	(21-21) 100%	(21-22) 95%
ATTENDANCE	42979	29503
Games/Avg Per Game	2/21490	3/9834
Neutral Site Games	0/0	

Score by quarters	1st	2nd	3rd	4th	Total
LSU	31	62	54	32	179
Opponents	24	55	52	37	168

GAME RESULTS

* Sep 26, 2020	MISSISSIPPI ST.	L	34-44	0-1-0	0-1-0	3:56	21124
* Oct 3, 2020	at Vanderbilt	W	41-7	1-1-0	1-1-0	3:02	2000
* Oct 10, 2020	at Missouri	L	41-45	1-2-0	1-2-0	3:34	10013
* Oct 24, 2020	SOUTH CAROLINA	W	52-24	2-2-0	2-2-0	3:21	21855
* Oct 31, 2020	at Auburn	L	11-48	2-3-0	2-3-0	3:14	17490

SCORING

SCORING	TD	FGs	PATs			Rush	Rcv	Pass	DXP	Saf	Points
			Kick								
Terrace Marshall Jr.	9	0-0	0-0			0-0	0	0-0	0	0	54
Cade York	0	8-10	21-21			0-0	0	0-0	0	0	45
Tyrion Davis-Price	2	0-0	0-0			0-0	0	0-0	0	0	12
Jontre Kirklin	2	0-0	0-0			0-0	0	0-0	0	0	12
Arik Gilbert	2	0-0	0-0			0-0	0	0-0	0	0	12
John Emery Jr.	2	0-0	0-0			0-0	0	0-0	0	0	12
Eli Ricks	1	0-0	0-0			0-0	0	0-0	0	0	6
TJ Finley	1	0-0	0-0			0-0	0	0-0	0	0	6
Kayshon Boutte	1	0-0	0-0			0-0	0	0-0	0	0	6
Jabril Cox	1	0-0	0-0			0-0	0	0-0	0	0	6
Trey Palmer	1	0-0	0-0			0-0	0	0-0	0	0	6
Max Johnson	0	0-0	0-0			1-1	0	0-0	0	0	2
Total	22	8-10	21-21			1-1	0	0-0	0	0	179
Opponents	22	5-10	21-22			0-0	0	0-0	0	0	168

TOTAL OFFENSE

TOTAL OFFENSE	GP	Plays	Rush	Pass	Total	Avg/G
Myles Brennan	3	148	-36	1112	1076	358.7
TJ Finley	2	58	22	408	430	215.0
John Emery Jr.	5	48	246	0	246	49.2
Tyrion Davis-Price	5	53	245	0	245	49.0
Max Johnson	2	33	24	172	196	98.0
Chris Curry	4	20	72	0	72	18.0
Josh Williams	5	8	30	0	30	6.0
TEAM	4	3	-5	0	-5	-1.2
Total	5	371	598	1692	2290	458.0
Opponents	5	333	717	1676	2393	478.6

RUSHING

RUSHING	GP-GS	Att	Gain	Loss	Net	Avg	TD	Long	Avg/G
John Emery Jr.	5-2	48	253	7	246	5.1	2	17	49.2
Tyrion Davis-Price	5-1	53	254	9	245	4.6	2	35	49.0
Chris Curry	4-2	20	77	5	72	3.6	0	12	18.0
Josh Williams	5-0	8	30	0	30	3.8	0	8	6.0
Max Johnson	2-0	9	36	12	24	2.7	0	12	12.0
TJ Finley	2-2	13	35	13	22	1.7	1	9	11.0
TEAM	4-0	3	0	5	-5	-1.7	0	0	-1.2
Myles Brennan	3-3	17	19	55	-36	-2.1	0	7	-12.0
Total	5	171	704	106	598	3.5	5	35	119.6
Opponents	5	165	851	134	717	4.3	7	49	143.4

PASSING

PASSING	GP-GS	Effic	Cmp-Att-Int	Pct	Yards	TD	Long	Avg/G
Myles Brennan	3-3	154.7	79-131-3	60.3	1112	11	75	370.7
TJ Finley	2-2	144.2	30-45-3	66.7	408	2	51	204.0
Max Johnson	2-0	136.4	15-24-0	62.5	172	1	43	86.0
Total	5	150.2	124-200-6	62.0	1692	14	75	338.4

RECEIVING

RECEIVING	GP-GS	No.	Yards	Avg	TD	Long	Avg/G
Terrace Marshall Jr.	5-5	31	540	17.4	9	75	108.0
Arik Gilbert	5-5	22	259	11.8	2	25	51.8
Jaray Jenkins	5-2	13	234	18.0	0	47	46.8
Kayshon Boutte	5-1	12	168	14.0	1	43	33.6
Racey McMath	5-5	11	147	13.4	0	28	29.4
Jontre Kirklin	5-2	9	129	14.3	2	29	25.8
Koy Moore	5-0	8	70	8.8	0	14	14.0
John Emery Jr.	5-2	8	51	6.4	0	11	10.2
Tyrion Davis-Price	5-1	4	30	7.5	0	9	6.0
Trey Palmer	5-0	3	39	13.0	0	24	7.8
Chris Curry	4-2	1	10	10.0	0	10	2.5
Tory Carter	5-0	1	9	9.0	0	9	1.8
Alex Adams	2-0	1	6	6.0	0	6	3.0
Total	5	124	1692	13.6	14	75	338.4
Opponents	5	106	1676	15.8	14	91	335.2

ALL-PURPOSE

ALL PURPOSE	GP	Rush	Rcv	PR	KR	IR	Total	Avg/G
Terrace Marshall Jr.	5	0	540	0	0	0	540	108.0
John Emery Jr.	5	246	51	0	0	0	297	59.4
Tyrion Davis-Price	5	245	30	0	0	0	275	55.0
Trey Palmer	5	0	39	8	219	0	266	53.2
Arik Gilbert	5	0	259	0	0	0	259	51.8
Jaray Jenkins	5	0	234	0	0	0	234	46.8
Kayshon Boutte	5	0	168	0	0	0	168	33.6
Racey McMath	5	0	147	0	0	0	147	29.4
Jontre Kirklin	5	0	129	0	0	0	129	25.8
Derek Stingley Jr.	4	0	0	92	0	0	92	23.0
Chris Curry	4	72	10	0	0	0	82	20.5
Koy Moore	5	0	70	0	0	0	70	14.0
Eli Ricks	5	0	0	0	0	45	45	9.0
Josh Williams	5	30	0	0	0	0	30	6.0
Max Johnson	2	24	0	0	0	0	24	12.0
TJ Finley	2	22	0	0	0	0	22	11.0
Todd Harris Jr.	5	0	0	0	0	21	21	4.2
Jabril Cox	5	0	0	0	0	14	14	2.8
Tory Carter	5	0	9	0	0	0	9	1.8
Alex Adams	2	0	6	0	0	0	6	3.0
TEAM	4	-5	0	0	0	0	-5	-1.2
Myles Brennan	3	-36	0	0	0	0	-36	-12.0
Total	5	598	1692	100	219	80	2689	537.8
Opponents	5	717	1676	35	157	126	2711	542.2

PUNT RETURNS

PUNT RETURNS	No.	Yards	Avg	TD	Long
Derek Stingley Jr.	3	92	30.7	0	48
Trey Palmer	2	8	4.0	0	10
Total	5	100	20.0	0	48

INTERCEPTIONS

INTERCEPTIONS	No.	Yards	Avg	TD	Long
Eli Ricks	3	45	15.0	1	45
Todd Harris Jr.	1	21	21.0	0	21
Jabril Cox 1	14	14.0	1	14	
Total	5	80	16.0	2	45

KICK RETURNS

KICK RETURNS	No.	Yards	Avg	TD	Long
Trey Palmer	6	219	36.5	1	93
Total	6	219	36.5	1	93
Opponents	5	157	31.4	0	58

FUMBLE RETURNS

FUMBLE RETURNS	No.	Yards	Avg	TD	Long
Total	0	0	0.0	0	0
Opponents	1	20	20.0	1	20

PUNTING

PUNTING	No.	Yards	Avg	Long	TB	FC	I20	50+	Blkd
Zach Von Rosenberg	22	1035	47.0	60	2	7	13	9	0
Total	22	1035	47.0	60	2	7	13	9	0
Opponents	17	784	46.1	66	3	6	5	6	0

KICKOFFS

KICKOFFS	No.	Yards	Avg	TB	OB	Retn	Net	YdLn
Avery Atkins	33	2112	64.0	28	0			
Total	33	2112	64.0	28	0	31.4	38.0	26

FIELD GOALS

FIELD GOALS	Made-Att	Pct	01-19	20-29	30-39	40-49	50-99	Long	Blkd
Cade York	8-10	80.0	0-0	2-2	1-1	2-3	3-4	53	1

FG SEQUENCE

FG SEQUENCE	LSU	Opponents
Mississippi St.	(26),(40)	(35),(24),(43)
Vanderbilt	(53),(31)	22
Missouri	(42),(51),45	(52),56
South Carolina	(27)	
54,(45),34,40		
Auburn	54,(50)	-

DEFENSIVE LEADERS

DEFENSIVE LEADERS	GP-GS	Tackles				TFL-Yds	Sacks No-Yds	Pass Defense			Fumbles		Blkd	
		Solo	Ast	Total	Int-Yds			BU	PD	Qbh	Rcv-Yds	FF	Kick	Saf
7 JaCoby Stevens	5-5	17	19	36	4.0-12	2.5-10	.	1	1	.	2-0	1	.	.
18 Damone Clark	5-4	16	18	34	2.5-12	1.0-10	.	.	.	3
19 Jabril Cox	5-5	21	10	31	4.5-19	1.0-11	1-14	.	1	1	1-0	.	.	.
25 Cordale Flott	5-5	16	6	22	3.5-14	.	.	1	1	.	.	1	.	.
23 Micah Baskerville	4-3	10	11	21	1.5-2	1
24 Derek Stingley Jr.	4-4	14	4	18	1.0-5	.	.	1	1	.	.	1	.	.
14 Maurice Hampton Jr.	5-4	13	4	17	1.0-4
4 Todd Harris Jr.	5-2	11	5	16	.	.	1-21	.	1	.	.	1	.	.
11 Ali Gaye	5-5	10	5	15	6.5-24	1.0-7	.	5	5	2	1-0	.	.	.
3 Andre Anthony	5-3	6	6	12	2.0-12	2.0-12	.	1	1	2
8 BJ Ojulari	5-1	9	3	12	5.0-35	4.0-32	.	.	.	3	.	1	.	.
1 Eli Ricks	5-3	5	6	11	0.5-0	.	3-45	2	5
5 Jay Ward	4-0	6	3	9	.	.	.	3	3
94 Joseph Evans	5-5	1	7	8	0.5-1	0.5-1
92 Neil Farrell Jr.	5-1	3	5	8	0.5-1
31 Cameron Lewis	5-0	2	5	7
62 Siaki Ika	4-1	3	2	5	1.0-5	1.0-5
97 Glen Logan	3-3	3	1	4
49 Travez Moore	3-0	1	2	3	1.0-3	1.0-3
99 Jaquelin Roy	4-0	1	2	3	2
21 Jordan Toles	5-0	2	1	3
10 Josh White	5-0	1	1	2
17 Racey McMath	5-5	2	.	2	1	.	.
11 TJ Finley	2-2	2	.	2
44 Tory Carter	5-0	.	2	2
26 Darren Evans	4-1	2	.	2
55 Jarell Cherry	2-0	.	1	1
32 Avery Atkins	5-0	.	1	1
43 Ray Thornton	5-0	.	1	1
88 Evan Francioni	5-0	.	1	1
28 Lloyd Cole	4-0	1	.	1
48 Quentin Skinner	5-0	1-0	.	.	.
TM TEAM	4-0	1-0	.	.	.
Total	5-0	178	132	310	35-149	14-91	5-80	14	19	14	6-0	6	.	.
Opponents	5-0	169	208	377	21-98	13-80	6-126	19	25	12	1-20	1	1	.

PASSING

#15 Myles Brennan	Comp-Att-Int	Pct	Yards	TD	Long	Sack-Yds	Effic
Mississippi St.	27-46-2	58.7	345	3	47	7-45	134.52
Vanderbilt	23-37-1	62.2	337	4	51	0-0	168.94
Missouri	29-48-0	60.4	430	4	75	2-10	163.17
TOTALS	79-131-3	60.3	1112	11	75	9-55	154.74

#1A TJ Finley	Comp-Att-Int	Pct	Yards	TD	Long	Sack-Yds	Effic
South Carolina	17-21-1	81.0	265	2	51	0-0	208.86
Auburn	13-24-2	54.2	143	0	24	2-13	87.55
TOTALS	30-45-3	66.7	408	2	51	2-13	144.16

#1D Max Johnson	Comp-Att-Int	Pct	Yards	TD	Long	Sack-Yds	Effic
Auburn	15-24-0	62.5	172	1	43	2-12	136.45
TOTALS	15-24-0	62.5	172	1	43	2-12	136.45

RUSHING

	no-yds/td	MSU	VANDY	MIZZ	SC	UA	AU	ARK	TAMU	OM	UF
John Emery	48-246/2	7-27/0	12-103/1	2-7/0	18-88/1	9-21/0					
Ty Davis-Price	53-245/2	11-43/0	8-29/0	9-38/1	22-135/1	3-0/0					
Chris Curry	20-72/0	9-47/0	DNP	5-6/0	3-11/0	3-8/0					
Josh Williams	8-30/0	0-0/0	8-30/0	0-0/0	0-0/0	0-0/0					
Max Johnson	9-24/0	DNP	DNP	DNP	2-19/0	7-5/0					
TJ Finley	13-22/1	DNP	DNP	DNP	8-24/1	5--2/0					
TEAM	3--5/0	DNP	2--4/0	0-0/0	1--1/0	0-0/0					
Myles Brennan	17--36/0	11--37/0	2-3/0	4--2/0	DNP	DNP					

RECEIVING

	no-yds/td	MSU	VANDY	MIZZ	SC	UA	AU	ARK	TAMU	OM	UF
T. Marshall	31-540/9	8-122/2	2-67/2	11-235/3	6-88/2	4-28/0					
Arik Gilbert	22-259/2	4-37/1	4-43/0	6-97/1	2-27/0	6-55/0					
Jaray Jenkins	13-234/0	5-85/0	2-32/0	1-11/0	3-76/0	2-30/0					
Kayshon Boutte	12-168/1	1-6/0	3-46/0	5-49/0	1-19/0	2-48/1					
Racey McMath	11-147/0	3-50/0	1-22/0	2-24/0	0-0/0	5-51/0					
Jontre Kirklin	9-129/2	1-12/0	3-65/2	1-4/0	2-21/0	2-27/0					
Koy Moore	8-70/0	1-5/0	1-7/0	0-0/0	3-34/0	3-24/0					
John Emery	8-51/0	3-25/0	3-21/0	2-5/0	0-0/0	0-0/0					
Trey Palmer	3-39/0	1-3/0	1-12/0	0-0/0	0-0/0	1-24/0					
Ty Davis-Price	4-30/0	0-0/0	2-16/0	1-5/0	0-0/0	1-9/0					
Chris Curry	1-10/0	0-0/0	DNP	0-0/0	0-0/0	1-10/0					
Tory Carter	1-9/0	0-0/0	0-0/0	0-0/0	0-0/0	1-9/0					
Alex Adams	1-6/0	DNP	1-6/0	DNP	DNP	0-0/0					

TEAM STATISTICS

Date	Opponent	Rushing				Receiving				Passing				Kick Ret				Punt Ret				tot
		no.	yds	td	lg	no.	yds	td	lg	c-a-i	yds	td	lg	no.	yds	td	lg	no.	yds	td	lg	
Sep 26, 2020	MISSISSIPPI ST.	38	80	0	12	27	345	3	47	27-46-2	345	3	47	1	16	0	16	1	-2	0	0	425
Oct 3, 2020	at Vanderbilt	32	161	1	17	23	337	4	51	23-37-1	337	4	51	0	0	0	0	4	102	0	48	498
Oct 10, 2020	at Missouri	20	49	1	24	29	430	4	75	29-48-0	430	4	75	0	0	0	0	0	0	0	0	479
Oct 24, 2020	SOUTH CAROLINA	54	276	3	35	17	265	2	51	17-21-1	265	2	51	2	118	1	93	0	0	0	0	541
Oct 31, 2020	at Auburn	27	32	0	8	28	315	1	43	28-48-2	315	1	43	3	85	0	33	0	0	0	0	347
LSU		171	598	5	35	124	1692	14	75	124-200-6	1692	14	75	6	219	1	93	5	100	0	48	2290
Opponent		165	717	7	49	106	1676	14	91	106-168-5	1676	14	91	5	157	0	58	5	35	0	18	2393

Games: 5 Avg/rush: 3.5 Avg/catch: 13.6 Pass effic: 150.16 KR avg: 36.5 PR avg: 20.0 All purpose avg/game: 537.8 Total offense avg/gm: 458.0

Date	Opponent	Tackles				Sacks		Fumble			Pass Defense				blkd	PAT Attempts			off			
		solo	ast	total	tfl	yds	no.	yds	ff	fr	yds	no.	yds	qbh	brup	kick	kicks	rush	rcv	saf	t/o	pts
Sep 26, 2020	MISSISSIPPI ST.	33	26	59	7.0	43	5.0	38	1	2	0	2	14	1	8	0	4-4	0	0	0	17	34
Oct 3, 2020	at Vanderbilt	39	30	69	8.0	39	3.0	16	0	0	0	2	21	8	2	0	5-5	0	0	0	7	41
Oct 10, 2020	at Missouri	35	26	61	8.0	25	1.0	11	4	3	0	0	0	1	1	0	5-5	0	0	0	17	41
Oct 24, 2020	SOUTH CAROLINA	26	28	54	7.0	30	5.0	26	0	0	0	1	45	2	3	0	7-7	0	0	0	7	52
Oct 31, 2020	at Auburn	45	22	67	5.0	12	0.0	0	1	1	0	0	0	2	0	0	0-0	1	0	0	0	11
LSU		178	132	310	35.0	149	14.0	91	6	6	0	5	80	14	14	0	21-21	1	0	0	48	179
Opponent		169	208	377	21.0	98	13.0	80	1	1	20	6	126	12	19	1	21-22	0	0	0	38	168

Date	Opponent	no.	yds	avg	Punting						Field Goals			Kickoffs				
					long	blkd	tb	fc	50+	in20	m-a	long	blkd	no.	yds	avg	tb	ob
Sep 26, 2020	MISSISSIPPI ST.	7	346	49.4	58	0	0	5	3	5	2-2	40	0	7	455	65.0	7	0
Oct 3, 2020	at Vanderbilt	3	121	40.3	54	0	0	2	1	3	2-2	53	0	8	512	64.0	5	0
Oct 10, 2020	at Missouri	5	226	45.2	60	0	0	0	1	3	2-3	51	1	8	519	64.9	7	0
Oct 24, 2020	SOUTH CAROLINA	0	0	0.0	0	0	0	0	0	0	1-1	27	0	9	561	62.3	8	0
Oct 31, 2020	at Auburn	7	342	48.9	55	0	2	0	4	2	1-2	50	0	1	65	65.0	1	0
LSU		22	1035	47.0	60	0	2	7	9	13	8-10	53	1	33	2112	64.0	28	0
Opponent		17	784	46.1	66	0	3	6	6	5	5-10	52	0	32	2026	63.3	24	0

OPPONENT TEAM STATISTICS

Date	Opponent	Rushing				Receiving				Passing				Kick Ret				Punt Ret				tot off
		no.	yds	td	lg	no.	yds	td	lg	c-a-i	yds	td	lg	no.	yds	td	lg	no.	yds	td	lg	
Sep 26, 2020	MISSISSIPPI ST.	16	9	0	12	36	623	5	75	36-60-2	623	5	75	0	0	0	0	0	0	0	0	632
Oct 3, 2020	at Vanderbilt	43	153	0	22	11	113	1	40	11-25-2	113	1	40	3	101	0	58	0	0	0	0	266
Oct 10, 2020	at Missouri	33	180	2	29	29	406	4	69	29-35-0	406	4	69	1	39	0	39	3	6	0	2	586
Oct 24, 2020	SOUTH CAROLINA	29	169	2	49	12	234	1	57	12-22-1	234	1	57	1	17	0	17	0	0	0	0	403
Oct 31, 2020	at Auburn	44	206	3	26	18	300	3	91	18-26-0	300	3	91	0	0	0	0	2	29	0	18	506
Opponent totals		165	717	7	49	106	1676	14	91	106-168-5	1676	14	91	5	157	0	58	5	35	0	18	2393
LSU		171	598	5	35	124	1692	14	75	124-200-6	1692	14	75	6	219	1	93	5	100	0	48	2290

Games: 5 Avg/rush: 4.3 Avg/catch: 15.8 Pass effic: 168.44 All purpose avg/game: 542.2 Total offense avg/gm: 478.6

Date	Opponent	Tackles				Sacks		Fumble			Pass Defense				blkd	PAT Attempts			off			
		solo	ast	total	tfl	yds	no.	yds	ff	fr	yds	no.	yds	qbh	brup	kick	kicks	rush	rcv	saf	t/o	pts
Sep 26, 2020	MISSISSIPPI ST.	37	52	89	7.0	45	7.0	45	0	0	0	2	20	0	4	0	5-5	0	0	0	7	44
Oct 3, 2020	at Vanderbilt	36	34	70	1.0	2	0.0	0	0	0	1	2	3	3	0	1-1	0	0	0	7	7	
Oct 10, 2020	at Missouri	25	32	57	4.0	14	2.0	10	0	0	0	0	4	10	1	6-6	0	0	0	0	45	
Oct 24, 2020	SOUTH CAROLINA	34	58	92	2.0	3	0.0	0	0	0	1	56	0	0	0	3-3	0	0	0	3	24	
Oct 31, 2020	at Auburn	37	32	69	7.0	34	4.0	25	1	1	20	2	48	5	2	6-7	0	0	0	21	48	
Opponent totals		169	208	377	21.0	98	13.0	80	1	1	20	6	126	12	19	1	21-22	0	0	0	38	168
LSU		178	132	310	35.0	149	14.0	91	6	6	0	5	80	14	14	0	21-21	1	0	0	48	179

Date	Opponent	Punting								Field Goals			Kickoffs					
		no.	yds	avg	long	blkd	tb	fc	50+	in20	m-a	long	blkd	no.	yds	avg	tb	ob
Sep 26, 2020	MISSISSIPPI ST.	3	134	44.7	58	0	0	1	1	1	3-3	43	0	9	585	65.0	8	0
Oct 3, 2020	at Vanderbilt	7	326	46.6	53	0	0	3	3	3	0-1	0	0	2	130	65.0	2	0
Oct 10, 2020	at Missouri	1	66	66.0	66	0	1	0	1	0	1-2	52	0	8	520	65.0	8	0
Oct 24, 2020	SOUTH CAROLINA	1	50	50.0	50	0	0	1	1	0	1-4	45	0	5	307	61.4	2	0
Oct 31, 2020	at Auburn	5	208	41.6	46	0	2	1	0	1	0-0	0	0	8	484	60.5	4	0
Opponent totals		17	784	46.1	66	0	3	6	6	5	5-10	52	0	32	2026	63.3	24	0
LSU		22	1035	47.0	60	0	2	7	9	13	8-10	53	1	33	2112	64.0	28	0

TACKLES

TOTAL TACKLES	UA-A	TOTAL	MSU	VANDY	MIZZ	SC	AUB	BAMA	ARK	TAMU	OM	UF
JaCoby Stevens	17-19	36	4-2	5-6	1-4	2-5	5-2					
Damone Clark	16-18	34	5-6	1-2	5-4	2-4	3-2					
Jabril Cox	21-10	31	4-2	6-1	5-3	3-4	3-0					
Cordale Flott	16-6	22	5-2	4-0	5-0	1-2	1-2					
M. Baskerville	10-11	21	1-2	1-1	DNP	2-4	6-4					
Derek Stingley	14-4	18	DNP	5-1	4-1	1-1	4-1					
Maurice Hampton	13-4	17	2-1	1-0	4-3	2-0	4-0					
Todd Harris	11-5	16	2-1	2-1	2-0	1-0	4-3					
Ali Gaye	10-5	15	2-1	1-2	3-1	1-0	3-1					
BJ Ojulari	9-3	12	0-1	2-1	1-0	4-0	2-1					
Andre Anthony	6-6	12	-	3-3	0-3	1-0	2-0					
Eli Ricks	5-6	11	1-3	1-1	1-0	1-2	1-0					
Jay Ward	6-3	9	4-1	DNP	1-2	-	1-0					
Neil Farrell	3-5	8	0-1	1-3	1-0	-	1-1					
Joseph Evans	1-7	8	0-3	1-2	-	0-2	-					
Cameron Lewis	2-5	7	-	1-1	0-2	1-1	0-1					
Siaki Ika	3-2	5	-	2-1	-	1-1	DNP					
Glen Logan	3-1	4	DNP	DNP	1-0	2-0	0-1					
Jordan Toles	2-1	3	-	0-1	-	-	2-0					
Jaquelin Roy	1-2	3	DNP	0-1	-	-	1-1					
Travez Moore	1-2	3	-	1-1	0-1	DNP	DNP					
Josh White	1-1	2	-	-	-	-	1-1					
Tory Carter	0-2	2	-	-	0-1	0-1	-					
Racey McMath	2-0	2	1-0	-	1-0	-	-					
TJ Finley	2-0	2	DNP	DNP	DNP	1-0	1-0					
Darren Evans	2-0	2	2-0	-	DNP	-	-					
Lloyd Cole	1-0	1	-	1-0	-	-	DNP					
Jarell Cherry	0-1	1	DNP	DNP	DNP	-	0-1					
Avery Atkins	0-1	1	-	-	0-1	-	-					

TACKLES FOR LOSS

TACKLES FOR LOSS	UA-A	TOTAL	MSU	VANDY	MIZZ	SC	AUB	BAMA	ARK	TAMU	OM	UF
Ali Gaye	6-1	6.5	2.0-10	1.0-7	2.0-3	-	1.5-4					
BJ Ojulari	5-0	5.0	-	1.0-3	1.0-11	3.0-21	-					
Jabril Cox	4-1	4.5	1.0-11	1.0-2	2.0-4	0.5-2	-					
JaCoby Stevens	3-2	4.0	2.0-10	-	-	1.0-1	1.0-1					
Cordale Flott	3-1	3.5	0.5-1	2.0-11	1.0-2	-	-					
Damone Clark	2-1	2.5	1.5-11	-	1.0-1	-	-					
Andre Anthony	2-0	2.0	-	1.0-8	-	1.0-4	-					
M. Baskerville	1-1	1.5	-	-	DNP	0.5-1	1.0-1					
Derek Stingley	1-0	1.0	DNP	-	-	-	1.0-5					
Siaki Ika	1-0	1.0	-	1.0-5	-	-	DNP					
Maurice Hampton	1-0	1.0	-	-	1.0-4	-	-					
Travez Moore	1-0	1.0	-	1.0-3	-	DNP	DNP					
Neil Farrell	0-1	0.5	-	-	-	-	0.5-1					

Games against Ranked Teams

Beat a top 25 team

#3 Clemson, 42-25, in CFP National Championship (01/13/20)

Beat a top 10 team

#3 Clemson, 42-25, in CFP National Championship (01/13/20)

Beat a top 5 team

#3 Clemson, 42-25, in CFP National Championship (01/13/20)

Beat an FBS No. 1 team (AP or Coaches Poll)

#1 Ohio State, 38-24 (01/07/08 - BCS Championship Game)

Beat an FBS No. 1 team (AP or Coaches Poll) at home

#1 Florida, 28-21 (10/11/97)

Beat a ranked opponent at home

#9 Auburn, 23-20, in Baton Rouge (10/26/19)

Beat a ranked opponent on the road

#3 Alabama, 46-41, in Tuscaloosa (11/09/19)

Beat a ranked opponent at a neutral site

#3 Clemson, 42-25, in CFP National Championship (01/13/20)

Beat back-to-back ranked opponents

#4 Oklahoma, 63-28, in Chick-fil-A Peach Bowl (12/28/19) & #3 Clemson, 42-25, in CFP National Championship (01/13/20)

Beat a ranked team in three straight games

12/07/19 - 01/13/20 #4 Georgia (SEC CG), #4 Oklahoma (Chick-fil-A Peach Bowl), #3 Clemson (CFP National Championship)

Beat a ranked team in four straight games

11/23/01 - 01/01/02 vs. #22 Arkansas, #24 Auburn, #2 Tennessee (SEC CG), #7 Illinois (Sugar Bowl)

Lost to a ranked opponent at home

#1 Alabama, 29-0 (11/03/18)

Lost to a ranked opponent on the road

at #22 Texas A&M, 74-72 (11/24/18)

Lost to a ranked opponent at a neutral site

#14 Notre Dame, 21-17, in Citrus Bowl (01/1/18)

Lost to an unranked opponent at home

Mississippi State, 44-34 (09/26/20)

Lost to an unranked opponent on the road

at Auburn, 48-11 (10/31/20)

Special Situations

Won on the last play of the game

at #7 Auburn (22-21, 09/15/17); 42 yard field goal by Cole Tracy as time expired

Lost on the last play of the game

at Texas A&M (74-72, 11/24/18); in seventh overtime on 2-pt. conversion

Came back and won from 10 or more down in 4th quarter

vs. #14 Wisconsin, 28-24 (8/30/14); down 24-13 entering 4th quarter

Lost when leading by 10 or more in 4th quarter

#14 Clemson, 25-24 in Chick-fil-A Bowl (12/31/12); led 24-13 entering fourth quarter

Lost when leading by 20 points or more

Tennessee, 30-27 OT (09/26/05); led 21-0 at halftime

Scored on the first play from scrimmage

Travin Dural (94-yard pass from QB Anthony Jennings) vs. Sam Houston State (9/6/14)

A QB caught a pass on a designed play

Matt Flynn (35-yards from WR Early Doucet) at Alabama (11/03/07)

A RB threw a TD pass on a designated play

Clyde Edwards-Helaire (11 yards to Tory Carter) at Texas A&M in fifth overtime (11/24/18)

Had two RB rush for at least 100 yards each

Derrius Guice (127 yards) and Darrel Williams (106 yards) vs. Texas A&M (11/25/17)

A player gained 100 yards receiving and 100 yards rushing

Darrel Williams (103 yards rushing, 105 yards receiving) vs. Ole Miss (10/21/17)

Had a player be responsible for six touchdowns

Joe Burrow (6) vs. #3 Clemson in CFP National Championship (01/13/20)

Returns/Special Teams/Defense

Returned a KO for a TD

Trey Palmer, 93 yards vs. South Carolina (10/24/20)

Returned a Punt for a TD

Trey Palmer, 54 yards vs. Northwestern State (09/14/19)

Returned an INT for a TD

Eli Ricks, 45 yards vs. South Carolina (10/24/20)

Returned 2 INTs for TDs

Ronald Martin (45 yards) & Lavar Edwards (23 yards) vs. Idaho (09/15/12)

Returned 3 INTs for TDs

3 vs. Arkansas State (C. Raymond, D. Walkup, C. Buckels) (10/12/91)

Recovered a fumble in endzone for a TD

William Clapp at Ole Miss (11/21/15)

Returned a fumble for a TD

Michael Divinity Jr., 58-yard fumble recovery and return (forced by Devin White) at Texas A&M (11/24/18)

Scored two defensive TDs in a game

2 vs. UL-Monroe (R. Brooks, INT; L. Edwards, FUM) (11/13/10)

Faked a field goal for a touchdown

Trent Domingue (kicker), 16-yard run (10/17/15 vs. Florida)

Faked a punt for a first down

Kendell Beckwith, 5-yard run in third quarter vs. Wisconsin (8/30/14)

Faked a field goal for a first down

Josh Jasper, 5-yard run in 4th quarter (10/09/10 at Florida)

A player kicked the PAT after scoring the TD

Trent Domingue vs. Florida (10/17/15)

Blocked a FG

Austin Deculus, 45-yard Bubba Baxa attempt in second quarter vs. #8 Miami in Arlington (09/02/18)

Returned a blocked FG for a TD

Patrick Peterson, 53 yards on the block of Ole Miss' 47-yard FG attempt (11/21/09)

Blocked a PAT (kick)

Austin Deculus, kick attempt by Joseph Bulovas (11/03/18 vs. No. 1 Alabama)

Returned a PAT for a Defensive Extra Point

Mark Roman, kick attempt by Seth Hanson (10/17/98 vs. Kentucky)

Blocked a punt

Micah Baskerville at Vanderbilt (09/21/19)

Blocked a punt for a safety

Jarvis Green, on an Andy Smith punt (10/16/99 at Kentucky)

Returned a blocked punt for TD

Micah Baskerville, 23 yards, off Micah Baskerville's block at Vanderbilt (09/21/19)

Recovered an onside kick

vs. Auburn (10/26/19); recovered by Derrick Dillon with 2:32 left in Fourth quarter

Recovered an onside kick to start the game

vs. Auburn (12/01/01)

Recorded a Safety (Team)

vs. Texas A&M (11/30/19); sacked by Neil Farrell Jr.

Recorded a Safety (Individual tackle)

Neil Farrell Jr. vs. Texas A&M (11/30/19)

Recorded six interceptions (Team)

6 at Mississippi State (08/30/07)

Had a player record three interceptions

3 by Craig Steltz at Mississippi State (8/30/07)

Had a player record 15 tackles

17 by Devin White at Texas A&M (11/24/18)

Had six sacks as a team

8 vs. Louisville (12/31/16-Buffalo Wild Wings Citrus Bowl)

Opponent Returns/Special Teams

Returned a KO for a TD

Rashad Fenton of South Carolina, 96 yards in 2nd Quarter (10/10/15)

Returned a Punt for a TD

Antonio Callaway of Florida, 72 yards in 3rd Quarter (10/17/15 in Baton Rouge)

Returned an INT for a TD

Brad Stewart of Florida, 25 yards in 4th Quarter (10/06/18 at Florida)

Returned 3 INTs for TDs

Ken Alvis, Fred Smith, and Brian Robinson of Auburn on Jamie Howard (09/17/94 at Auburn)

Recovered a fumble in endzone for a TD

Chris Shelling of Auburn recovered fumble by Jermaine Sharp in 2nd Quarter (09/17/94 at Auburn)

Returned a fumble for a TD

Christian Tutt of Auburn, 20 yards on TJ Finley fumble in 2nd Quarter (10/13/20 at Auburn)

Blocked a FG

Tyree Gillespie of Missouri on kick by Cade York in 4th Quarter (10/10/20 in Columbia)

Blocked a punt

Solomon Patton of Florida on punt by Brad Wing in 4th quarter (10/08/11 in Baton Rouge)

Blocked two punts

Justin Hamilton and Jason Lallis of Virginia Tech on punts by Donnie Jones (9/01/02 at Virginia Tech)

Blocked a punt for a safety

Justin Hamilton of Virginia Tech on punt by Donnie Jones (09/01/02 at Virginia Tech)

Recorded a Safety (Team)

Parris Bennett of Syracuse on rush by Darrel Williams in 3rd Quarter (09/23/17 in Baton Rouge)

Blocked a PAT (kick)

Johnathon Calvin of Mississippi State on PAT attempt by Colby Delahousse in 2nd Quarter (09/17/16 in Baton Rouge)

Returned a PAT for a Defensive Extra Point

Eric Kelly of Kentucky off a bad snap in the 2nd Quarter (10/17/98 in Baton Rouge)

Faked a field goal for a TD

Damon Duval of Auburn 1 yard run in 1st Quarter (09/18/99 in Baton Rouge)

Recovered an onside kick

Dez Harris of Mississippi State in 4th Quarter (09/17/16 in Baton Rouge)

Scoring

Scored 30 or more points

All Games: 52 vs. South Carolina (10/24/20)
SEC Games: 52 vs. South Carolina (10/24/20)

Scored 40 or more points

All Games: 52 vs. South Carolina (10/24/20)
SEC Games: 52 vs. South Carolina (10/24/20)

Scored 50 or more points

All Games: 52 vs. South Carolina (10/24/20)
SEC Games: 52 vs. South Carolina (10/24/20)

Scored 60 or more points

All Games: 63 vs. Oklahoma, (12/28/19)
SEC Games: 72 at Texas A&M, 7 OTs (11/24/18)

Scored 70 or more points

All Games: 72 at Texas A&M, 7 OTs (11/24/18)
SEC Games: 72 at Texas A&M, 7 OTs (11/24/18)

Total Offense

Had more than 400 total yards

All Games: 541 vs. South Carolina (10/24/20)
SEC Games: 541 vs. South Carolina (10/24/20)

Had more than 450 total yards

All Games: 541 vs. South Carolina (10/24/20)
SEC Games: 541 vs. South Carolina (10/24/20)

Had more than 500 total yards

All Games: 541 vs. South Carolina (10/24/20)
SEC Games: 541 vs. South Carolina (10/24/20)

Had more than 550 total yards

All Games: 628 vs. Clemson (01/13/20)
SEC Games: 553 vs. Texas A&M, (11/30/19)

Had more than 600 total yards

All Games: 628 vs. Clemson (01/13/20)
SEC Games: 612 vs. Arkansas, (11/23/19)

Had More than 625 total yards

All Games: 628 vs. Clemson (01/13/20)
SEC Games: 714 at Ole Miss, (11/16/19)

Had more than 650 total yards

All Games: 692 vs. Oklahoma, (12/28/19)
SEC Games: 714 at Ole Miss, (11/16/19)

Had more than 700 total yards

All Games: 714 at Ole Miss, (11/16/19)
SEC Games: 714 at Ole Miss, (11/16/19)

Rushing Offense

Rushed for 150 or more yards

All Games: 276 vs. South Carolina (10/24/20)
SEC Games: 276 vs. South Carolina (10/24/20)

Rushed for 200 or more yards

All Games: 276 vs. South Carolina (10/24/20)
SEC Games: 276 vs. South Carolina (10/24/20)

Rushed for 250 or more yards

All Games: 276 vs. South Carolina (10/24/20)
SEC Games: 276 vs. South Carolina (10/24/20)

Rushed for 300 or more yards

All Games: 393 vs Ole Miss (10/21/17)
SEC Games: 393 vs Ole Miss (10/21/17)

Rushed for 350 or more yards

All Games: 393 vs Ole Miss (10/21/17)
SEC Games: 393 vs Ole Miss (10/21/17)

Rushed for 400 or more yards

All Games: 418 vs. Missouri (10/01/16)
SEC Games: 418 vs. Missouri (10/01/16)

Rushed for 425 or more yards

All Games: 433 vs. Houston (09/07/96)
SEC Games: 426 vs. Ole Miss (10/30/76)

Rushed for 500 or more yards

All Games: 503 vs. Oregon (10/22/77)
SEC Games: Never

Passing Offense

Passed for 250 or more yards

All Games: 315 at Auburn (10/31/20)
SEC Games: 315 at Auburn (10/31/20)

Passed for 300 or more yards

All Games: 315 at Auburn (10/31/20)
SEC Games: 315 at Auburn (10/31/20)

Passed for 350 or more yards

All Games: 430 at Missouri (10/10/20)
SEC Games: 430 at Missouri (10/10/20)

Passed for 400 or more yards

All Games: 430 at Missouri (10/10/20)
SEC Games: 430 at Missouri (10/10/20)

Passed for 450 or more yards

All Games: 463 vs. Clemson (01/13/20)
SEC Games: 489 at Ole Miss, (11/16/19)

Passed for 500 or more yards

All Games: 532 vs. Oklahoma, (12/28/19)
SEC Games: 528 vs. Alabama (11/03/01)

Scoring Defense

Allowed 0 points

All Games: 0 vs. Southeastern La. (09/08/18)
SEC Games: 0 at Mississippi State (08/30/07)

Allowed 3 or fewer points....

All Games: 3 vs. Georgia Southern (08/31/19)
SEC Games: 3 vs. Mississippi State (10/20/18)

Allowed 7 or fewer points....

All Games: 7 at Vanderbilt (10/03/20)
SEC Games: 7 at Vanderbilt (10/03/20)

Allowed 10 or fewer points..

All Games: 7 at Vanderbilt (10/03/20)
SEC Games: 7 at Vanderbilt (10/03/20)

Allowed 14 or fewer points

All Games: 7 at Vanderbilt (10/03/20)
SEC Games: 7 at Vanderbilt (10/03/20)

Total Defense

Allowed fewer than 75 total yards

All Games: 70 vs. Louisiana-Lafayette (10/05/02)
SEC Games: 69 at Kentucky (10/15/66)

Allowed fewer than 100 total yards

All Games: 98 vs. Georgia Southern (08/31/19)
SEC Games: 90 vs. Auburn (10/13/73)

Allowed fewer than 125 total yards

All Games: 98 vs. Georgia Southern (08/31/19)
SEC Games: 114 vs. Kentucky (10/19/85)

Allowed fewer than 150 total yards

All Games: 98 vs. Georgia Southern (08/31/19)
SEC Games: 135 vs. Vanderbilt (09/11/10)

Allowed fewer than 175 total yards

All Games: 169 vs. Texas A&M, (11/30/19)
SEC Games: 169 vs. Texas A&M, (11/30/19)

Allowed fewer than 200 total yards

All Games: 169 vs. Texas A&M, (11/30/19)
SEC Games: 169 vs. Texas A&M, (11/30/19)

Allowed fewer than 225 total yards

All Games: 169 vs. Texas A&M, (11/30/19)
SEC Games: 169 vs. Texas A&M, (11/30/19)

Allowed fewer than 250 total yards

All Games: 169 vs. Texas A&M, (11/30/19)
SEC Games: 169 vs. Texas A&M, (11/30/19)

Allowed fewer than 275 total yards

All Games: 266 at Vanderbilt (10/03/20)
SEC Games: 266 at Vanderbilt (10/03/20)

Allowed fewer than 300 total yards

All Games: 266 at Vanderbilt (10/03/20)
SEC Games: 266 at Vanderbilt (10/03/20)

Rushing Defense

Allowed fewer than 0 yards

All Games: -5 vs. BYU (09/02/17)
SEC Games: 0 at South Carolina (10/18/03)

Allowed fewer than 10 yards

All Games: 9 vs. Mississippi State (09/26/20)
SEC Games: 9 vs. Mississippi State (09/26/20)

Allowed fewer than 20 yards

All Games: 9 vs. Mississippi State (09/26/20)
SEC Games: 9 vs. Mississippi State (09/26/20)

Allowed fewer than 30 yards

All Games: 9 vs. Mississippi State (09/26/20)
SEC Games: 9 vs. Mississippi State (09/26/20)

Allowed fewer than 40 yards

All Games: 9 vs. Mississippi State (09/26/20)
SEC Games: 9 vs. Mississippi State (09/26/20)

Allowed fewer than 50 yards

All Games: 9 vs. Mississippi State (09/26/20)
SEC Games: 9 vs. Mississippi State (09/26/20)

Allowed fewer than 60 yards

All Games: 9 vs. Mississippi State (09/26/20)
SEC Games: 9 vs. Mississippi State (09/26/20)

Allowed fewer than 70 yards

All Games: 9 vs. Mississippi State (09/26/20)
SEC Games: 9 vs. Mississippi State (09/26/20)

Allowed fewer than 80 yards

All Games: 9 vs. Mississippi State (09/26/20)
SEC Games: 9 vs. Mississippi State (09/26/20)

Allowed fewer than 90 yards

All Games: 9 vs. Mississippi State (09/26/20)
SEC Games: 9 vs. Mississippi State (09/26/20)

Allowed fewer than 100 yards

All Games: 9 vs. Mississippi State (09/26/20)
SEC Games: 9 vs. Mississippi State (09/26/20)

Passing Defense

Allowed 0 passing yards

All Games: 0 vs. Alabama (11/06/71)
SEC Games: 0 vs. Alabama (11/06/71)

Allowed 25 or fewer passing yards

All Games: 24 vs. Georgia Southern (08/31/19)
SEC Games: 23 vs. Arkansas (11/27/93)

Allowed 50 or fewer passing yards

All Games: 24 vs. Georgia Southern (08/31/19)
SEC Games: 47 at Ole Miss (11/19/11)

Allowed 75 or fewer passing yards

All Games: 24 vs. Georgia Southern (08/31/19)
SEC Games: 59 vs. Mississippi State (10/20/18)

Allowed 100 or fewer passing yards

All Games: 97 vs. Texas A&M, (11/30/19)
SEC Games: 97 vs. Texas A&M, (11/30/19)

Allowed 125 or fewer passing yards

All Games: 113 at Vanderbilt (10/03/20)
SEC Games: 113 at Vanderbilt (10/03/20)

Allowed 150 or fewer passing yards

All Games: 113 at Vanderbilt (10/03/20)
SEC Games: 113 at Vanderbilt (10/03/20)

Allowed 175 or fewer passing yards

All Games: 113 at Vanderbilt (10/03/20)
SEC Games: 113 at Vanderbilt (10/03/20)

Allowed 200 or fewer passing yards

All Games: 113 at Vanderbilt (10/03/20)
SEC Games: 113 at Vanderbilt (10/03/20)

Individual Rushing

Had a player rush for 100 or more yards

All Games: 139 by Tyrion Davis-Price vs. South Carolina (10/24/20)
SEC Games: 139 by Tyrion Davis-Price vs. South Carolina (10/24/20)

Had a player rush for 150 or more yards

All Games: 188 by Clyde Edwards-Helaire vs. Arkansas (11/23/19)
SEC Games: 188 by Clyde Edwards-Helaire vs. Arkansas (11/23/19)

Had a player rush for 200 or more yards

All Games: 276 by Derrius Guice vs. Ole Miss (10/21/17)
SEC Games: 276 by Derrius Guice vs. Ole Miss (10/21/17)

Had a player rush for 225 or more yards

All Games: 276 by Derrius Guice vs. Ole Miss (10/21/17)
SEC Games: 276 by Derrius Guice vs. Ole Miss (10/21/17)

Had a player rush for 2 or more TDs

All Games: 3 by Clyde Edwards-Helaire vs. Arkansas (11/23/19)
SEC Games: 3 by Clyde Edwards-Helaire vs. Arkansas (11/23/19)

Had a player rush for 3 or more TDs

All Games: 3 by Clyde Edwards-Helaire vs. Arkansas (11/23/19)
SEC Games: 3 by Clyde Edwards-Helaire vs. Arkansas (11/23/19)

Had a player rush for 4 or more TDs

All Games: 4 by Derrius Guice at Texas A&M (11/24/16)
SEC Games: 4 by Derrius Guice at Texas A&M (11/24/16)

Had a player rush for 5 or more TDs

All Games: 5 by Kevin Faulk at Kentucky (11/01/97)
SEC Games: 5 by Kevin Faulk at Kentucky (11/01/97)

Individual Passing

Had a player pass for 200 or more yards

All Games: 265 by TJ Finley vs. South Carolina (10/24/20)
SEC Games: 265 by TJ Finley vs. South Carolina (10/24/20)

Had a player pass for 250 or more yards

All Games: 265 by TJ Finley vs. South Carolina (10/24/20)
SEC Games: 265 by TJ Finley vs. South Carolina (10/24/20)

Had a player pass for 300 or more yards

All Games: 430 by Myles Brennan at Missouri (10/10/20)
SEC Games: 430 by Myles Brennan at Missouri (10/10/20)

Had a player pass for 350 or more yards

All Games: 430 by Myles Brennan at Missouri (10/10/20)
SEC Games: 430 by Myles Brennan at Missouri (10/10/20)

Had a player pass for 400 or more yards

All Games: 430 by Myles Brennan at Missouri (10/10/20)
SEC Games: 430 by Myles Brennan at Missouri (10/10/20)

Had a player pass for 450 or more yards

All Games: 463 by Joe Burrow vs. Clemson (01/13/20)
SEC Games: 489 by Joe Burrow at Ole Miss (11/16/19)

Had a player pass for 500 or more yards

All Games: 528 by Rohan Davey at Alabama (11/03/01)
SEC Games: 528 by Rohan Davey at Alabama (11/03/01)

Had a player pass for 2 or more TDs

All Games: 2 by TJ Finley vs. South Carolina (10/24/20)
SEC Games: 2 by TJ Finley vs. South Carolina (10/24/20)

Had a player pass for 3 or more TDs

All Games: 4 by Myles Brennan at Missouri (10/10/20)
SEC Games: 4 by Myles Brennan at Missouri (10/10/20)

Had a player pass for 4 or more TDs

All Games: 4 by Myles Brennan at Missouri (10/10/20)
SEC Games: 4 by Myles Brennan at Missouri (10/10/20)

Had a player complete 20 or more passes

All Games: 29 by Myles Brennan at Missouri (10/10/20)
SEC Games: 29 by Myles Brennan at Missouri (10/10/20)

Had a player complete 25 or more passes

All Games: 29 by Myles Brennan at Missouri (10/10/20)
SEC Games: 29 by Myles Brennan at Missouri (10/10/20)

Had a player complete 30 or more passes

All Games: 31 by Joe Burrow vs. Clemson (01/13/20)
SEC Games: 32 by Joe Burrow at Ole Miss (11/17/19)

Had a player complete 35 or more passes

All Games: 35 by Rohan Davey at Alabama (11/03/01)
SEC Games: 35 by Rohan Davey at Alabama (11/03/01)

Had a player complete 15 straight passes

All Games: 17 by Rohan Davey vs. Arkansas-6 (11/26/99), vs. Western Carolina-11 (09/02/00) and 17 by Matt Mauck vs. Arizona-11 (09/06/03), vs. Western Illinois-6 (09/13/03) and 17 by Joe Burrow at Ole Miss (11/16/19)

Had a player throw 30 or more passes

All Games: 48 by Myles Brennan at Missouri (10/10/20)
SEC Games: 48 by Myles Brennan at Missouri (10/10/20)

Had a player throw 35 or more passes

All Games: 48 by Myles Brennan at Missouri (10/10/20)
SEC Games: 48 by Myles Brennan at Missouri (10/10/20)

Had a player throw 40 or more passes

All Games: 48 by Myles Brennan at Missouri (10/10/20)
SEC Games: 48 by Myles Brennan at Missouri (10/10/20)

Had a player throw 45 or more passes

All Games: 48 by Myles Brennan at Missouri (10/10/20)
SEC Games: 48 by Myles Brennan at Missouri (10/10/20)

Had a player throw 50 or more passes

All Games: 51 by Brandon Harris at Ole Miss (11/21/15)
SEC Games: 51 by Brandon Harris at Ole Miss (11/21/15)

Individual Receiving

Had a player with 9 or more receptions in a game

All Games: 11 by Terrace Marshall Jr. at Missouri (10/10/20)
SEC Games: 11 by Terrace Marshall Jr. at Missouri (10/10/20)

Had a player with 10 or more receptions in a game

All Games: 11 by Terrace Marshall Jr. at Missouri (10/10/20)
SEC Games: 11 by Terrace Marshall Jr. at Missouri (10/10/20)

Had a player with 11 or more receptions in a game

All Games: 11 by Terrace Marshall Jr. at Missouri (10/10/20)
SEC Games: 11 by Terrace Marshall Jr. at Missouri (10/10/20)

Had a player with 12 or more receptions in a game

All Games: 14 by Justin Jefferson vs. Oklahoma (12/28/19)
SEC Games: 12 by Michael Clayton at Alabama (11/15/03)

Had a player with 13 or more receptions in a game

All Games: 14 by Justin Jefferson vs. Oklahoma (12/28/19)
SEC Games: 19 by Josh Reed at Alabama (11/03/01)

Had a player with 14 or more receptions in a game

All Games: 14 by Justin Jefferson vs. Oklahoma (12/28/19)
SEC Games: 19 by Josh Reed at Alabama (11/03/01)

Had a player with 15 or more receptions in a game

All Games: 19 by Josh Reed at Alabama (11/03/01)
SEC Games: 19 by Josh Reed at Alabama (11/03/01)

Had a player receive 100 or more yards

All Games: 235 by Terrace Marshall Jr. at Missouri (10/10/20)
SEC Games: 235 by Terrace Marshall Jr. at Missouri (10/10/20)

Had a player receive 150 or more yards

All Games: 235 by Terrace Marshall Jr. at Missouri (10/10/20)
SEC Games: 235 by Terrace Marshall Jr. at Missouri (10/10/20)

Had a player receive 200 or more yards

All Games: 235 by Terrace Marshall Jr. at Missouri (10/10/20)
SEC Games: 235 by Terrace Marshall Jr. at Missouri (10/10/20)

Had a player receive 250 or more yards

All Games: 293 by Josh Reed at Alabama (11/03/01) - school record
SEC Games: 293 by Josh Reed at Alabama (11/03/01) - school record

Had a player receive for 2 or more TDs

All Games: 2 by Terrace Marshall Jr. vs. South Carolina (10/24/20)
SEC Games: 2 by Terrace Marshall Jr. vs. South Carolina (10/24/20)

Had a player receive for 3 or more TDs

All Games: 3 by Terrace Marshall Jr. at Missouri (10/10/20)
SEC Games: 3 by Terrace Marshall Jr. at Missouri (10/10/20)

Had a player receive for 4 or more TDs

All Games: 4 by Justin Jefferson vs. Oklahoma (12/28/19)
SEC Games: 4 by Ja'Marr Chase at Vanderbilt (09/21/19)

Had a player receive for 5 or more TDs

All Games: 5 by Carlos Carson vs. Rice (09/24/77)
SEC Games: Never



12 ALEX ADAMS

Wide Receiver
6-0 • 196 • Fr. • HS
Osyka, Miss.
South Pike High School

FRESHMAN SEASON (2020)

Saw his first action at Vandy... Picked up his first career reception at Vanderbilt for six yards... Also saw action at Auburn.

ALEX ADAMS CAREER HIGHS

Receptions: 1 at Vanderbilt, 2020
Receiving Yards: 6 at Vanderbilt, 2020
Longest Reception: 6 at Vanderbilt, 2020

ALEX ADAM'S CAREER RECEIVING STATISTICS

YEAR	G-GS	REC.	YDS.	TD	LONG	AVG
2020	2-0	1	6	0	6	6.0



3 ANDRE ANTHONY

Defensive End
6-3 • 255 • Sr. • 2L
New Orleans, La.
Edna Karr High School

2017 SEC Academic Honor Roll

Has played in 27 games with 10 starts during his career ... Has 35 tackles, 3.5 tackles for loss and 3.5 sacks to his credit ... Overcome a series of injuries early in his career to become a consistent performer for the Tigers on defense and special teams ... Redshirted as a true freshman in 2016 and then sat out 2017 due to an injury.

SENIOR SEASON (2020)

Started all four games in 2020 and has picked up a total of 10 tackles, including two for a total of 12 yards for loss... Recorded one quarterback hurry against Vanderbilt and at Missouri... Has one pass deflection on the year... Recorded two solo tackles at Auburn.

ANDRE ANTHONY'S CAREER HIGHS

Tackles: 6 at Vanderbilt, 2020
Tackles for loss: 3x (Last: vs. South Carolina, 2020)
Sacks: 3x (Last: vs. South Carolina, 2020)
Quarterback Hurries: 2, 4x (Last: at Missouri, 2020)
Fumble recoveries: 1 vs. Southeastern Louisiana, 2018

ANDRE ANTHONY'S CAREER STATISTICS

YEAR	G-GS	UT	AT	TT	TFL	Sacks	PD	FF	FR	QBH	INT
2017	0-0	0	0	0	0	0	0	0	0	0	0
2018	13-3	5	9	14	0.5-4	0.5-4	0	0	1	2	1
2019	9-2	4	5	9	1.0-2	1.0-2	1	0	0	0	0
2020	5-5	6	6	12	2.0-12	2.0-12	1	0	0	2	0
Total	27-10	15	20	35	3.5-18	3.5-18	2	0	1	4	1



32 AVERY ATKINS

Placekicker/Kickoff Specialist
5-11 • 214 • Jr. • 2L
Auburn, Ala.
Auburn High School

2019 SEC Academic Honor Roll 2018 SEC Academic Honor Roll

Serves as LSU's kickoff specialist ... Has had a big impact on LSU's success in his first two years as 86 percent (209-of-243) of his kickoffs have gone for touchbacks ... Has played in 33 games with 243 kickoffs... Set LSU single-season records for kickoffs (131) and touchbacks (131) in 2019

JUNIOR SEASON (2020)

Saw action in game one of the 2020 season recording seven kickoffs all for touchbacks for a total of 455 yards and an average of 65.0 yards per kick... Had a total of five touchbacks in game two at Vanderbilt on eight kickoffs... At Missouri had seven touchbacks... Had season-high eight touchbacks against South Carolina for a season-high 561 yards.

ATKINS' CAREER HIGHS

Kickoffs: 11, 3x (Last: vs. Ole Miss, 2019)
Kickoff Yards: 715 at Vanderbilt, 2019
Touchbacks: 11 at Vanderbilt, 2019

ATKINS' CAREER KICKOFF STATISTICS

YEAR	G	NO.	YDS.	AVG.	TB	OB
2018	13	79	5,014	63.5	71	0
2019	15	131	8,218	62.7	110	1
2020	5	33	2,112	64.0	28	0
Total	33	243	15,344	63.1	209	1



23 MICAH BASKERVILLE

Linebacker
6-1 • 231 • Jr • 2L
Shreveport, La.
Evangel Christian Academy

Will be looked to for leadership and an increased playing role for the Tigers in 2020 ... Served as a backup to middle linebacker Jacob Phillips in 2019 ... Has played in 24 games with three starts in his three years with the Tigers ... First start came at Florida in 2018 ... Also contributes on special teams ... For career has 54 tackles to go along with 6.0 tackles for loss and a sack.

JUNIOR SEASON (2020)

Saw action in season opener against Mississippi State... Made second career start at Vanderbilt and recorded five total tackles... Did not see action at Missouri but started against South Carolina and recorded six tackles... Had season-high and led the Tigers at Auburn with 10 tackles, including six solo and one for a loss of a yard.

MICAH BASKERVILLE'S CAREER HIGHS

Tackles: 11 at Florida, 2018
Tackles for loss: 2.0 vs. Utah State, 2019
Sacks: 1.0 vs. Utah State, 2019

MICAH BASKERVILLE'S CAREER STATISTICS

YEAR	G-GS	UT	AT	TT	TFL	Sacks	PD	FF	FR	QBH	INT
2018	8-1	7	11	18	0.5-1	0.0-0	0	0	0	0	0
2019	12-0	10	5	15	4.0-10	1.0-1	1	0	0	0	0
2020	4-3	10	11	21	1.5-1	0.0-0	0	0	0	1	0
Total	23-3	27	27	54	6.0-12	1.0-1	1	0	0	1	0



1 KAYSHON BOUTTE

Wide Receiver
6-0 • 185 • Fr. • HS
New Iberia, La.
Westgate HS

FRESHMAN SEASON (2020)

The true freshman started the season opener against Mississippi State and recorded his first career reception for six yards... Had three receptions at Vanderbilt for 46 yards with a long of 17... Had career-high five receptions and career-high of 49 yards at Missouri... Picked up career-high long reception of 19 yards against South Carolina... Recorded first career touchdown at Auburn, a 43-yard pass from Max Johnson.

KAYSHON BOUTTE'S CAREER HIGHS

Receptions: 5 at Missouri, 2020
Touchdown: 1 at Auburn, 2020
Receiving Yards: 49 at Missouri, 2020
Longest Reception: 43 at Auburn, 2020

KAYSHON BOUTTE'S CAREER RECEIVING STATISTICS

YEAR	G-GS	REC.	YDS.	TD	LONG	AVG
2020	5-1	12	168	1	43 (TD)	14.0



75 ANTHONY BRADFORD

Offensive Line
6-7 • 355 • Fr. • RS
Muskegon, Mich.
Muskegon High School

Redshirted in 2019 after seeing action in three games as a true freshman ... Player with tremendous promise and will be counted on for playing time in 2020 ... Fits the bill as a player that can dominate at the SEC level with a 6-foot-5, 365-pound frame ... Has good feet with tremendous power ... Can play either guard position.

REDSHIRT FRESHMAN SEASON (2020)

Saw action in the first game of the season against Mississippi State as well as at Missouri and against South Carolina.



15 MYLES BRENNAN

Quarterback
6-4 • 210 • Jr. • 2L
Long Beach, Miss.
St. Stanislaus High School

Has a big arm and can make all of the throws necessary to be an effective quarterback in the SEC ... Enters fourth season with the Tigers in 2020 ... Only quarterback on the LSU roster with collegiate game experience ... Has seen action in 20 games for the Tigers, completing 121-of-201 passes for 1,712 yards and 13 TDs ... Redshirted as a true sophomore in 2018 after appearing in only one contest ... Has gotten both bigger and stronger since arriving on campus as one of the most highly sought after recruits for the class of 2017.

JUNIOR SEASON (2020)

Made his first career start at quarterback in the season opener against Mississippi State and recorded 27 completions and 46 attempts... Totaled 345 yards with a career-high of three touchdowns and 134.5 efficiency... In his second career start at Vanderbilt, totaled 337 yards, completing 23-of-37 passes... Had four TDs including three passing... At Missouri, had career-highs in pass attempts (48), completions (29), passing yards (430), Pass TDs (4) and had his longest passing TD of 75 yards to Terrace Marshall Jr... Did not see the field against South Carolina or Auburn due to injury.

MYLES BRENNAN'S CAREER PASSING HIGHS

Pass attempts: 48 at Missouri, 2020
Pass completions: 29 at Missouri, 2020
Pass yards: 430 at Missouri, 2020
Pass TDs: 4 at Missouri, 2020
Had intercepted: 2 vs. Mississippi State, 2020
Long pass: 75 at Missouri, 2020

MYLES BRENNAN'S CAREER RUSHING HIGHS

Rush attempts: 11 vs. Mississippi State, 2020
Rush yards: 14 at Vanderbilt, 2019
Long rush: 9, twice (Last: at Vanderbilt, 2019; First: vs. Northwestern State, 2019)

MYLES BRENNAN'S CAREER STATISTICS

PASSING

YEAR	G-GS	COMP	ATT	INT	YDS	TD	LONG
2017	6-0	14	24	2	182	1	48
2018	1-0	4	6	0	65	0	39
2019	10-0	24	40	1	353	1	58 (TD)
2020	3-3	79	131	3	1,112	11	75 (TD)
Total	20-3	121	201	6	1,712	13	75 (TD)

RUSHING

YEAR	ATT	YDS	TD	LONG
2017	9	-6	0	6
2018	0	0	0	0
2019	9	41	0	9
2020	17	-36	0	7
Total	35	-1	0	9



44 TORY CARTER

Tight End
6-0 • 244 • Sr. • 3L
Valdosta, Ga.
Lee County High School

A hybrid player that can play both fullback and tight end ... Plays on LSU's special teams ... Has good hands out the backfield and serves as an asset in the passing game when called upon ... Relishes the big block, much like that of his dad James Carter, who played fullback and defensive tackle for Georgia Southern, winning back-to-back 1-AA (FCS) national titles in 1985 and 1986 ... James earned 1-AA All-America honors from Sporting News in 1986 ...

SENIOR SEASON (2020)

Has seen action in all five games this season.

TORY CARTER'S CAREER HIGHS

Carries: 1, 2x (Last: vs. Ole Miss, 2018)
Rushing Yards: 2, 2x (Last: vs. Ole Miss 2018)
Receptions: 2, 3x times (Last: at Texas A&M, 2018)
Receiving yards: 32 vs. Texas A&M, 2017
Receiving TDs: 1, 2x (Last: at Texas A&M, 2018)
Long reception: 28 vs. Texas A&M, 2017

TORY CARTER'S CAREER STATISTICS

RUSHING

YEAR	G-GS	ATT	YDS.	TD	LONG
2017	12-1	0	0	0	0
2018	12-4	2	4	0	2
2019	11-0	0	0	0	0
2020	3-0	0	0	0	0
Total	37-5	2	4	0	2

RECEIVING

YEAR	REC.	YDS.	TD	LONG
2017	6	61	1	28
2018	4	39	1	12

2019	2	15	0	8
2020	1	9	0	9
Total	13	124	2	28



55 JARELL CHERRY

Defensive End
6-2 • 277 • So. • SQ
Dallas Texas,
Carter High School

Enters third season with the Tigers in 2020 ... Gifted athlete that continues to develop as a defensive end for the Tigers ... Has rare speed for a player his size ... Excelled as a sprinter on his high school track team ... Has gained nearly 50 pounds since joining the Tigers in 2018 ... Built strength and stamina by carrying bricks in his backpack to class ... Has played in five games in his career.

SOPHOMORE SEASON (2020)

Saw first action of season against South Carolina... Recorded first career tackle at Auburn.

JARELL CHERRY'S CAREER STATISTICS

YEAR	G-GS	UT	AT	TT	TFL	SACKS	PD	QBH	INT	FF	FR
2019	3-0	0	0	0	0	0	0	0	0	0	0
2020	2-0	0	1	0	0	0	0	0	0	0	0
TOTAL	5-0	0	1	0	0	0	0	0	0	0	0



18 DAMONE CLARK

Linebacker
6-4 • 245 • Jr. • 2L
Baton Rouge, La.
Southern Lab High School

18

Extremely talented player that will fill the void at linebacker with the departure of Patrick Queen and Jacob Phillips ... Has all of the tools necessary to become a dominant defender in the SEC ... Can play either inside or outside ... Another Baton Rouge product that has impacted the LSU football program ... Hard-hitting linebacker that plays fast and can make tackles sideline to sideline ... Extremely athletic with good ball skills ... Played tight end as well as throwing the javelin in high school ... High school teammates with fellow LSU Tigers in running back Tyrion Davis-Price and offensive lineman Kardell Thomas ... Has seen action in 33 games at LSU with seven starts ... Has 75 tackles, 6.5 tackles for loss and 4.5 sacks for his career.

JUNIOR SEASON (2020)

Made his fourth career start for the Tigers in the season opener against Mississippi State... Led the Tigers with a career-high 11 tackles, including one sack and 1.5 tackles for loss... Recorded his first career quarterback hurry... Led the Tigers in tackles at Missouri with nine, including five solo and one tackle for loss... Had five tackles at Auburn with his third quarterback hurry of the season.

DAMONE CLARK'S CAREER HIGHS

Tackles: 11 vs. Mississippi State, 2020
Tackles for Loss: 1.5 x2 (Last vs. Mississippi St., 2020)
Quarterback Hurry: 1 x2 (Last vs. South Carolina, 2020)
Sacks: 1.5 at Vanderbilt, 2019

DAMONE CLARK'S CAREER STATISTICS

YEAR	G-GS	UT	AT	TT	TFL	SACKS	PD	QBH	INT	FF	FR
2018	13-0	0	1	1	0-0	0-0	0	0	0	0	0-0
2019	15-3	17	33	50	4.0-33	3.5-32	0	0	0	0	0-0
2020	5-4	16	18	34	2.5-12	1.0-10	0	3	0	0	0-0
Total	33-7	33	52	85	6.5-45	4.5-42	0	3	0	0	0-0



19 JABRIL COX

Linebacker
6-4 • 231 • Sr. • TR
Kansas City, Mo.
Raytown South High School

2018 STATS FCS Buck Buchanan Award Finalist (4th)
2017 STATS FCS Jerry Rice Award Finalist (6th)
2018 Phil Steele FCS All-America First Team
2019 Phil Steele FCS All-America Second Team
2018 AFCA All-America Second Team
2018, 2019 STATS FCS All-America Second Team
2018 Associated Press All-America Second Team
2019 Associated Press All-America Third Team
2017 Phil Steele FCS Freshman All-America First Team
2018 MVFC Defensive Player of the Year
2017 MVFC Newcomer of the Year
2017 MVFC Freshman of the Year
2018, 2019 All-MVFC First Team
2017 All-MVFC Second Team

Graduate transfer from FCS powerhouse North Dakota State that will have made an immediate impact with the Tigers in 2020 ... Slated to start at one of the inside linebacker positions alongside Damone Clark ... Helped North Dakota State win three straight FCS Championships from 2017-19 ... Hasn't missed a beat during the transfer from the Bison to the Tigers ... Joined the team during the summer after graduating from North Dakota State ... Two-time FCS All-America and capped his three-year career at North Dakota State with 258 tackles, 32 tackles for loss and 14 sacks ... Helped the Bison to a 45-1 mark over a three-year period, starting 31 consecutive games at one point before missing South Dakota State contest in 2019 with an injury.

SENIOR SEASON (2020)

Started in the season opener against Mississippi State and recorded his first interception as a Tiger and seventh in his career - a 14 yard interception in the second quarter that gave the Tigers a 7-3 lead... First player to return an interception for a touchdown since Jacob Phillips vs. Miami in 2018... Had seven total tackles in win over Vanderbilt, including one for loss and one quarterback hurry... Had eight tackles at Missouri and recovered a fumble... Led LSU with seven tackles against South Carolina... Picked up three tackles at Auburn

PRIOR TO LSU (AT NORTH DAKOTA STATE)

Won three FCS National Championships as a linebacker at North Dakota State ... Team went a combined 45-1 during his three years ... Twice named first team FCS All-America ... Had 258 tackles, 32 tackles for loss and 14 sacks ... Added six interceptions and scored two defensive TDs ... Appeared in 45 games, starting at linebacker 38 times ... FCS All-America in 2018 and 2019 ... Named the Missouri Valley Conference Freshman and Newcomer of the Year in 2017 and was the MVC Defensive Player of the Year in 2018 ... As a junior in 2019, Cox recorded 92 tackles to go with 9.5 tackles for loss and 5.5 sacks ... Had eight tackles in North Dakota State's FCS Championship Game win over James Madison ... As a sophomore in 2018, finished fourth in the Buck Buchanan Award voting, which is presented to the top defensive player in FCS ... Led Bison with 91 tackles, 9.5 tackles for loss, four sacks and four interceptions - returning two of those for touchdowns - in helping the Bison to a 15-0 mark as a sophomore in 2018 ... Returned interceptions for touchdowns in back-to-back games vs. North Alabama (43 yards) and Delaware (36 yards) ... North Dakota State won the second of its three straight national titles with a 38-24 win over Eastern Washington to cap the 2018 season ... In 2017, earned Freshman All-America honors after leading NDSU in tackles (75) and tackles for loss (13.0) ... Added 4.5 sacks and three fumble recoveries for the 14-1 Bison ... Finished sixth in the Jerry Rice Award, which is presented to the top freshman in the FCS ... Had career-best 13 tackles in FCS semifinal win over Sam Houston State ...

JABRIL COX'S CAREER HIGHS (*AT NDSU)

Tackles: 13 vs. Sam Houston State, 2017*
Tackles for loss: 3.0 vs. Youngstown State, 2017*
Sacks: 2.0 vs. Youngstown State, 2017*
Interception: 1 vs. Mississippi State, 2020

JABRIL COX'S CAREER DEFENSIVE STATISTICS (AT NORTH DAKOTA STATE)

YEAR	G-GS	UT	AT	TT	TFL	Sacks	PBU	QBH	INT	FF	FR
2017	15-8	47	28	75	13.0-58	4.5-25	3	6	1-32	1	3-12
2018	15-15	54	37	91	9.5-29	4.0-21	3	7	4-147	0	0
2019	15-15	57	35	92	9.5-60	5.5-32	6	5	1-11	0	0
2020	5-5	21	10	31	4.5-19	1.0-11	1	1	1-14	0	1-0
Totals	50-43	179	110	289	36.5-166	15.0-89	13	19	7-204	1	4-12



18 CHRIS CURRY

Running Back
5-11 • 216 • So. • 1L
Lehigh Acres, Fla.
Lehigh High School

18

Enters third year with the Tigers in 2020 ... The veteran among LSU's group of running backs ... Has played in 21 games with three starts ... Had best game in an LSU uniform in CFP National Semifinal when he started in place of an injured Clyde Edwards-Helaire and had his best game with 90 yards rushing on 16 carries ... Powerful runner that is also good at catching the ball out of the backfield ... Tremendously gifted athlete that works hard with a huge upside ... Goes into Alabama weekend with 263 rushing yards for his career.

SOPHOMORE SEASON (2020)

Made his second career start for the Tigers in the season opener against Mississippi State... Had nine carries for a total of 47 yards... Had longest rush of 12 yards on the game... Missed the Vanderbilt game... Came back at Missouri and had five carries for six yards... Finished South Carolina game with three carries for 11 yards... Picked up three carries for eight yards at Auburn.

CHRIS CURRY'S CAREER HIGHS

Rush attempts: 16 vs. Oklahoma, 2019 CFP National Semifinal
Rushing yards: 90 vs. Oklahoma, 2019 CFP National Semifinal
Rushing TDs: None
Longest Rush: 20 2x (Last: vs. Oklahoma, 2019; First: vs. Georgia Southern, 2019)
Receptions: 2 vs. Georgia Southern, 2019
Receiving Yards: 14 vs. Georgia Southern, 2019
Longest Reception: 9 2x (Last: vs. Oklahoma, 2019 CFP National Semifinal; First: vs. Georgia Southern)

CHRIS CURRY'S CAREER RUSHING STATISTICS

YEAR	G-GS	Att.	Yards	TD	Long
2018	4-0	8	2	0	3
2019	14-1	38	189	0	20
2020	4-2	20	72	0	12
TOTAL	22-3	66	263	0	20



3 TYRION DAVIS-PRICE

Running Back
6-1 • 230 • So. • 1L
Baton Rouge, La.
Southern Lab High School

Hard-nosed running back that excelled playing behind first round NFL Draft pick Clyde Edwards-Helaire in 2019 ... Another Baton Rouge area product that has found a home at LSU ... Prepped across town at Southern Lab ... Downhill runner with excellent balance that has ability to navigate through traffic ... Powerful back that can also beat a defender to the edge ... Joins Chris Curry and John Emery Jr. to give the Tigers a young, but deep and talented backfield ... Played in 14 games and finished second on the team among running backs with 295 rushing yards last year ... Added six rushing TDs in what was an outstanding true freshman season.

SOPHOMORE SEASON (2020)

Saw action in the season opener against Mississippi State... Had 11 carries for 43 yards with a long of seven.... Made his first career start at Vanderbilt and had eight carries for 29 yards with a long of seven... Also had two receptions for 16 yards... Picked up his first rushing TD of the season at Missouri - a one yard run... Led the Tigers in rushing at Missouri with nine carries for 38 yards with a long of 24... Led the Tigers in rushing against South Carolina with 22 carries for 135 yards... Had a career-long run of 35 yards before scoring his second touchdown on the year on the next play - a 4 yard carry into the endzone.

DAVIS-PRICE'S CAREER RUSHING HIGHS

Rush attempts: 22 vs. South Carolina, 2020
Rushing yards: 135 vs. South Carolina, 2020
Rushing TDs: 2 vs. Northwestern State, 2019
Longest Rush: 35 vs. South Carolina, 2020

TYRION DAVIS PRICE'S CAREER RUSHING STATISTICS

YEAR	G-GS	Att.	Yards	TD	Long
2019	14-0	64	295	6	33 (TD)
2020	5-1	53	245	2	35
TOTAL	19-1	117	540	8	35



76 AUSTIN DECULUS

Offensive Tackle
6-7 • 321 • Jr. • 2L
Mamou, La.
Cy-Fair High School (Cypress, Texas)

The only returning starter on the offensive line for the Tigers in 2020 and one of the most experienced players on the roster ... Has played in 43 games with 29 starts during his career ... Started 13 of LSU's 15 games at right tackle in 2019, helping the Tigers to the most dominant season in college football history ... Has shown steady improvement in each of his three seasons with LSU ... Used the 2019 offseason to improve his technique and footwork and the results followed ... Had his best year at LSU as a junior ... Will be looked to for leadership both on and off the field in 2020 ... Last name is pronounced deck-you-lus ... Born in Mamou, La., but grew up in Cypress, Texas, which is where he graduated from high school.

SENIOR SEASON (2020)

Has started all five games this season for 29 starts total in his career, including nine consecutive starts.



74 MARCUS DUMERVIL

Offensive Line
6-5 • 310 • Fr. • HS
Lauderdale Lakes, Fla.
St. Thomas Aquinas

Played at St. Thomas Aquinas High School in Fort Lauderdale, Florida ... Rated as a four-star offensive tackle by 247Sports and Rivals ... Will play in the 2020 Under Armour All-America Game ... Rated as the No. 11 offensive tackle in the nation ... Listed at No. 65 in the ESPN300 ... Led St. Thomas Aquinas to a perfect record of 14-0 in 2019, including a win in the 7A FHSAA State Championship game ... Coached by Roger Harriott ... High School teammates with fellow LSU signee Marlon Martinez.



4 JOHN EMERY JR.

Running Back
5-11 • 215 • So. • 1L
St. Rose, La.
Destrehan High School

Versatile running back that will see plenty of action for the Tigers in 2020 ... Joins Chris Curry and Tyrion Davis-Price to give LSU a young but very talented backfield ... Developing into a great all-around back ... Is an every-down back that can catch the ball out of the backfield and protect the quarterback on passing downs ... Explosive player with breakaway speed ... Won't get caught from behind ... Has the toughness to run between the tackles as well ... Excels when hitting the edge ... Played in 15 games with two starts in his LSU career with 434 rushing yards and six touchdowns.

SOPHOMORE SEASON (2020)

Saw action in season opener against Mississippi State... Against Vanderbilt, had career-highs in rushing attempts with 12 and rushing yards with 103... Had two carries for seven yards at Missouri... Made first career start against South Carolina and had a career-high in carries with 18... Recorded 90 yards rushing and one touchdown, his second on the season - a 3 yd run in the fourth quarter... Finished with nine carries for 21 yards at Auburn - his second career start.

JOHN EMERY JR.'S CAREER RUSHING HIGHS

Rushing attempts: 18 vs. South Carolina, 2020
Rushing yards: 103 at Vanderbilt, 2020
Rushing TDs: 1, 6x (Last: at South Carolina, 2020)
Long rush: 39 vs. Arkansas, 2019

JOHN EMERY JR.'S CAREER RECEIVING HIGHS

Receptions: 4 vs. Utah State, 2019
Receiving yards: 34 vs. Utah State, 2019
Receiving TDs: 0
Long reception: 17 vs. Georgia Southern, 2019

JOHN EMERY JR.'S CAREER RUSHING STATISTICS

YEAR	G-GS	No.	Yards	TD	Long
2019	10-0	39	188	4	39 (TD)
2020	5-2	48	246	2	17
TOTAL	15-2	87	434	6	39 (TD)

JOHN EMERY JR.'S CAREER RECEIVING STATISTICS

YEAR	Rec.	Yards	TD	Long
2019	6	60	0	17
2020	8	51	0	11
TOTAL	14	111	0	17

26 DARREN EVANS

Cornerback
6-3 • 180 • Sr. • TR
Baton Rouge, La.
Glen Oaks HS/Nicholls

SENIOR SEASON (2020)

Transferred from Nicholls and made first start as a Tiger in season opener against Mississippi State... Tallied two tackles... Saw action against Vanderbilt, South Carolina and Auburn.

DARREN EVANS' CAREER STATISTICS

YEAR	G-GS	UT	AT	TT	TFL	SACKS	PBU	QBH	INT	FF	FR
2020	4-1	2	0	2	0-0	0-0	0	0	0	0	0



94 JOSEPH EVANS

Defensive End
6-1 • 319 • RS-FR • 1L
Haynesville, La.
Haynesville High School

Versatile lineman that can play on either side of the football ... Originally signed to play on the defensive line, where he spent the 2019 season ... Shifted to the offensive line due to the lack of depth at center in the spring of 2020 ... Moved back to defensive line during the fall where he will likely see playing time at either nose tackle or defensive tackle ... Hard worker with a great attitude ... Played in four games as a true freshman in 2019.

REDSHIRT FRESHMAN SEASON (2020)

Made first career start in season opener against Mississippi State... Finished the game with a career-high in tackles with three... Made his second career start at Vanderbilt and tallied three tackles... Made third career start at Missouri... Started against South Carolina and recorded first sack of his career (0.5).

JOSEPH EVANS' CAREER HIGHS

Tackles: 3 vs. Mississippi State, 2020
Sacks: 0.5 vs. South Carolina, 2020
Tackles for Loss: 0.5 vs. South Carolina, 2020

JOSEPH EVANS' CAREER STATISTICS

YEAR	G-GS	UT	AT	TT	TFL	SACKS	PBU	QBH	INT	FF	FR
2019	4-0	2	5	7	0-0	0-0	0	0	0	0	0
2020	5-5	1	7	8	0.5-1	0-0	0	0	0	0	0
Total	9-5	3	12	15	0.5-1	0-0	0	0	0	0	0



11 TJ FINLEY

Quarterback
6-6 • 242 • Fr. • HS
Ponchatoula, La.
Ponchatoula High School

FRESHMAN SEASON (2020)

Became the starting quarterback for the South Carolina game due to Myles Brennan being hurt... Made the most of his first start with 265 yards - the most passing yards by a true freshman QB in their first start... Recorded his first career touchdown on first possession of the South Carolina game - a 1 yd run to give the Tigers a 6-0 lead... Also had 24 rushing yards on eight attempts... Was 17-for-21 with two passing TDs, including a long of 51 yards to Terrace Marshall Jr... Had 143 passing yards on 13-of-24 with two interceptions in second start.

TJ FINLEY'S CAREER PASSING HIGHS

Pass attempts: 24 at Auburn, 2020
Pass completions: 17 vs. South Carolina, 2020
Pass yards: 265 vs. South Carolina, 2020
Had Intercepted: 2 at Auburn, 2020
Pass TDs: 2 vs. South Carolina, 2020
Long pass: 51 vs. South Carolina, 2020

TJ FINLEY'S CAREER RUSHING HIGHS

Rush attempts: 8 vs. South Carolina, 2020
Rush yards: 24 vs. South Carolina, 2020
Long rush: 9 vs. South Carolina, 2020

TJ FINLEY'S CAREER STATISTICS

YEAR	G-GS	COMP	ATT	INT	YDS	TD	LONG
2020	2-2	30	45	3	408	2	51 (TD)

RUSHING

YEAR	ATT	YDS	TD	LONG
2020	13	22	1	9



25 CORDALE FLOTT

Cornerback
6-1 • 165 • So. • 1L
Saraland, Ala.
Saraland High School

Teams with fellow sophomore Derek Stingley Jr. to give LSU the best cornerback tandem in college football ... Outstanding player that can also lineup at the nickel position ... Tremendous cover skills and won't get beat on a deep ball ... Great instincts and has a knack for finding the football ... Played in 19 games for career, with six starts.

SOPHOMORE SEASON (2020)

Made second career start in season opener against Mississippi State... Totaled a career-high of seven tackles and recorded one pass defended... Had four solo Tackles against Vanderbilt, including two for loss of 11 total yards... Picked up first forced fumble at Missouri... Picked up three tackles against South Carolina... Had three tackles at Auburn.

CORDALE FLOTT'S CAREER HIGHS

Tackles: 7 vs. Mississippi State, 2020
Pass Breakups: 1, 5x (Last: vs. Mississippi State, 2020)
Forced Fumble: 1 at Missouri, 2020

CORDALE FLOTT'S CAREER STATS

YEAR	G-GS	UT	AT	TT	TFL	Sacks	PD	QBH	INT	FF	FR
2019	14-1	9	6	15	0-0	0-0	4	1	0	0	0
2020	5-5	16	6	22	3.5-14	0-0	1	0	0	1	0
TOTAL	19-6	25	12	37	3.5-14	0-0	5	1	0	1	0



53 SONI FONUA

Defensive Line
6-3 • 268 • Jr. • 1L
Salt Lake City, Utah
Mesa Community College/ East High School

Junior college transfer that enters second season with the Tigers in 2020 ... Pushing to be in the rotation at defensive end for the Tigers after seeing action as a linebacker in LSU's 3-4 scheme a year ago ... Played in four games in his first year at LSU in 2019 ... Will play as a redshirt junior in 2020.

JUNIOR SEASON (2020)

Saw action in season opener against Mississippi State and at Auburn.

SONI FONUA'S CAREER STATISTICS

YEAR	G-GS	UT	AT	TT	TFL	Sacks	PD	QBH	INT	FF	FR
2019	4-0	0	0	0	0-0	0-0	0	0	0-0	0	0
2020	2-0	0	0	0	0-0	0-0	0	0	0-0	0	0
TOTAL	6-0	0	0	0	0-0	0-0	0	0	0-0	0	0



11 ALI GAYE

Defensive line
6-6 • 262 • Jr. • JC
Edmonds, Wa.
Edmonds-Woodway High School

JUNIOR SEASON (2020)

Made first start for the Tigers in season opener against Mississippi State... Totaled three tackles including two for loss... Also recorded three passes defended and one sack for seven yards lost... Totaled three tackles against Vanderbilt, including one for a loss of seven yards... Also tallied two quarterback hurries... Recovered his first fumble as a Tiger at Missouri... Had two pass deflections in South Carolina game... Had four tackles at Auburn, including 1.5 for a loss of four yards.

ALI GAYE'S CAREER STATISTICS

YEAR	G-GS	UT	AT	TT	TFL	Sacks	PD	QBH	INT	FF	FR
2020	5-5	10	5	15	6.5-24	1.0-7	5	2	0	0	



2 ARIK GILBERT

Tight End
6-2 • 344 • Fr. • HS
Marietta, Ga.
Marietta High School

FRESHMAN SEASON (2020)

The true freshman made his first start for the Tigers against Mississippi State in the season opener... Had four receptions for 37 yards, including a two-yard pass touchdown from Brennan in the second quarter that gave the Tigers a 14-10 lead... Led the Tigers in number of receptions against Vanderbilt, tallying four for a total of 43 yards with a long of 15... Had a career-high of 97 yards at Missouri with a career-high six receptions... Had second career TD on a career-long 25 yard pass from Brennan... Had two receptions for 27 yards against SC... Led the Tigers at Auburn with 55 yards on six carries with a long of 17.

ARIK GILBERT'S CAREER RECEIVING STATISTICS

YEAR	G-GS	REC.	YDS.	TD	LONG	AVG
2020	5-5	22	259	2	25 (TD)	11.8



90 JACOBIAN GUILORY

Defensive Line
6-2 • 344 • Fr. • HS
Alexandria, La.
Alexandria Senior High School

Played at Alexandria Senior High School in Alexandria, Louisiana... Selected to compete in the 2020 Pro Football Hall of Fame World Bowl and the 2020 All-American Bowl... Three-sport standout in football, powerlifting and track and field... Two-time state champion as a powerlifter and is a state champion in the shot put... Rated a four-star defensive tackle by 247Sports, ESPN and Rivals... Rivals ranks him the fifth-best prospect in Louisiana and the ninth-best defensive tackle... 247Sports ranks him as the No. 6 overall prospect in the state... Helped his squad to the second round of the state playoffs in 2019 ... Has cleared 740 pounds in the squat, 370 pounds in the bench and 625 pounds in the deadlift ... As a senior, had 76 tackles, 57 solo tackles, 27 tackles for loss, seven sacks, two forced fumbles.



14 MAURICE HAMPTON JR.

Safety
6-0 • 215 • So. • 1L
Memphis, Tenn.
Memphis University High School

SEC Freshman of the Week vs. Arkansas (2019)

Two-sport standout that pulled off the rare accomplishment of starting games as a true freshman in two sports at LSU – football and baseball ... Goes into sophomore season considered a starter at safety for the Tigers ... Gifted athlete that makes plays all over the football field ... Exceptional tackles that is capable of a big hit ... Tremendous speed and anticipation for the football ... Played in 13 games as a true freshman in football with one start in 2019 ... Had 10 tackles and broke up one pass as a freshman ... Made an immediate impact on the baseball diamond as well, playing in 10 games with seven starts in a shortened season ... Batted .231 in 26 plate appearances in baseball.

SOPHOMORE SEASON (2020)

Made second career start in season opener against Mississippi State... Recorded a career-high of three tackles... Recorded one tackle at Vanderbilt... Had a career-high seven tackles at Missouri, including his first for loss in his career... Had two tackles against SC and four at Auburn.

MO HAMPTON JR.'S CAREER HIGHS

Tackles: 7 at Missouri, 2020
Pass Breakups: 1, vs. Texas A&M, 2019

MAURICE HAMPTON JR.'S CAREER STATS

YEAR	G-GS	UT	AT	TT	TFL	Sacks	PD	QBH	INT	FF	FR
2019	13-1	6	4	10	0-0	0-0	1	0	0-0	0	0
2020	5-4	13	4	17	1.0-4	0-0	0	0	0-0	0	0
TOTAL	17-4	19	8	27	1.0-4	0-0	1	0	0-0	0	0



4 TODD HARRIS JR.

Safety
6-1 • 195 • Jr. • 2L
Maringoin, La.
Plaquemine High School

2018 SEC Academic Honor Roll

A starter in the secondary for the Tigers heading into 2020 ... Team leader – both on and off the field ... Has 2019 season cut short after suffering a knee injury in the Northwestern State contest in Week 3 ... Enters the 2020 season at full strength and is expected to be a key contributor at safety alongside JaCoby Stevens and Maurice Hampton ... Physical tackler that can play zone coverage or down in the box ... Has seen action in 32 games during his career with four starts ... Member of the 2018 SEC Academic Honor Roll.

JUNIOR SEASON (2020)

Saw action in season opener against Mississippi State... Tallied three tackles... Made third career start at Vanderbilt and recorded his first interception since 2018... Returned the interception for 21 yards... Recorded his first career forced fumble at Missouri... Had one tackle against South Carolina... Got that start at Auburn and tallied seven tackles which was second most on the team.

TODD HARRIS' CAREER HIGHS

Tackles: 12 vs. Alabama, 2018
Tackles for Loss: 1.0 at Texas, 2019
Interceptions: 1 2x (Last at Vanderbilt, 2020)
Pass Breakups: 2 vs. UCF, 2019 Fiesta Bowl
Forced Fumble: 1 at Missouri, 2020

TODD HARRIS JR.'S CAREER STATISTICS

YEAR	G-GS	UT	AT	TT	TFL	Sacks	PD	QBH	INT	FF	FR
2017	13-0	0	4	4	0-0	0-0	0	0	0	0	0-0
2018	11-1	19	12	31	0-0	0-0	4	0	1-0	0	0-0
2019	3-1	3	0	3	1.0-4	0-0	0	0	0-0	0	0-0
2020	5-2	11	5	16	0-0	0-0	1	0	1-21	1	0-0
Total	32-4	33	21	54	1.0-4	0-0	5	0	2-21	1	0-0



71 XAVIER HILL

Offensive Line
6-3 • 307 • Fr. • HS
Olive Branch, Miss.
Olive Branch High School

Played at Olive Branch High School in Olive Branch, Mississippi ... Listed as a three-star recruit on the offensive line by both 247Sports and Rivals ... Represented Mississippi in the 2019 Mississippi-Alabama Football Classic on Dec. 14 ... Rated as the No. 18 offensive guard in America by Rivals ... Coached by Tyler Turner.



57 CHASEN HINES

Offensive Guard
6-3 • 349 • Jr. • 2L
Marshall, Texas
Marshall High School

Versatile offensive lineman that has found a home at right guard ... Expected to start at right guard for the Tigers in 2020 after moving over from center ... Will likely serve as the backup at center if needed ... Helped plug holes in an injury-riddled offensive line as a true freshman in 2018 ... Originally came to LSU as a defensive lineman, but switched to the offensive side of the ball during preseason camp in 2018 ... Made the transition from defense to offense with ease ... Great attitude that will do whatever is asked of him ... Possesses tremendous athletic ability with great feet and very intelligent ... Has seen action in 22 games during his career with five starts.

JUNIOR SEASON (2020)

Has started in all five games this season at right guard.



70 ED INGRAM

Offensive Guard
6-3 • 315 • Jr. • 2L
DeSoto, Texas
DeSoto High School

LSU's starting left guard in 2020 ... Made an immediate impact during his true freshman season, starting final 12 games in 2017 ... Sat out the 2018 season and re-joined the Tigers on Sept. 20, 2019 ... As talented an offensive lineman as there is in college football ... Dominant in every aspect of the game ... Tremendous technique, power and knowledge of the game ... Has played in 28 games in his career, starting 20 times.

SOPHOMORE SEASON (2019)

Made 17th start in career, starting at left guard in season opener against Mississippi State... Also started against Vanderbilt, South Carolina and Auburn.



47 NELSON JENKINS III

Defensive Tackle
6-4 • 300 • So. • SQD
Plaquemine, La.
Plaquemine High School

Moves inside to defensive tackle this year in LSU's new 4-3 scheme ... Served as a backup defensive end as well as playing on the scout team in 2019 ... Has played in one game in his two years with the Tigers.

REDSHIRT FRESHMAN SEASON (2019)

Did not see any game action for the Tigers in 2019.

NELSON JENKINS' CAREER HIGHS

Tackles: 1 vs. Rice
Tackles for Loss: 0
Sacks: 0

NELSON JENKINS' CAREER STATISTICS

YEAR	G-GS	UT	AT	TT	TFL	Sacks	PD	QBH	INT	FF	FR
2018	1-0	0	1	1	0-0	0-0	0	0	0	0	0
2019	0-0	0	0	0	0-0	0-0	0	0	0	0	0
TOTAL	1-0	0	1	1	0-0	0-0	0	0	0	0	0



10 JARAY JENKINS

Wide Receiver
6-4 • 194 • So. • 1L
Jena, La.
Jena High School

Developing into a key member of LSU's deep and talented group of wide receivers ... Exceptional route runner with tremendous hands ... Slated to backup Racey McMath at the "Z" position for the Tigers and will be counted on to be part of the rotation at wide receiver in 2020.

SOPHOMORE SEASON (2020)

Made his eighth appearance in his career in season opener against Mississippi State... Tied a career-high in receptions with five... Finished with a career-high in yards with 85, including a career-high long reception of 47 yards... Had two receptions for 32 yards with a long of 22 at Vanderbilt... Had one reception at Missouri for 11 yards... Made first career start against South Carolina and finished with three receptions for 76 yards... Made his second start at Auburn and picked up 30 yards on two carries with a long of 18.

JARAY JENKINS CAREER HIGHS

Receptions: 5 2x (last vs. Mississippi State, 2020)
Receiving Yards: 85 vs. Mississippi State, 2020
Receiving TDs: 0
Longest Reception: 47 vs. Mississippi State, 2020

JARAY JENKINS' CAREER RECEIVING STATISTICS

YEAR	G-GS	REC.	YDS.	TD	LONG
2019	7-0	5	67	0	35
2020	5-2	13	234	0	47
TOTAL	12-2	18	301	0	47



14 MAX JOHNSON

Quarterback
6-5 • 219 • Fr. • HS
Watkinsville, Ga.
Oconee County High School

Son of Super Bowl-winning quarterback Brad Johnson and is the nephew of former Georgia and Miami head coach Mark Richt ... His mom Nikki was also a standout volleyball player at South Florida.

FRESHMAN (2020)

Saw first action on LSU's first possession of the game against South Carolina... Had two carries for a total of 19 yards with a long of 12... Had first TD pass at Auburn - 43 yards to freshman Kayshton Boutte.

MAX JOHNSON'S CAREER PASSING HIGHS

Pass attempts: 24 at Auburn, 2020
Pass completions: 15 at Auburn, 2020
Pass yards: 172 at Auburn, 2020
Pass TDs: 1 at Auburn, 2020
Long pass: 43 at Auburn, 2020

MAX JOHNSON'S CAREER RUSHING HIGHS

Rush attempts: 7 at Auburn, 2020
Rush yards: 19 vs. South Carolina, 2020
Long rush: 12 vs. South Carolina.

MAX JOHNSON'S CAREER STATISTICS

PASSING

YEAR	G-GS	COMP	ATT	INT	YDS	TD	LONG
2020	2-0	15	24	0	172	1	43 (TD)

RUSHING

YEAR	ATT	YDS	TD	LONG
2020	9	24	0	12



13 JONTRE KIRKLIN

Wide Receiver
6-0 • 184 • Sr. • 3L
Lutcher, La.
Lutcher High School

Hard-working wide receiver that is the veteran of that position group ... Another of LSU's versatile athletes that has seen action on both sides of the ball during his career with the Tigers ... High school quarterback so he's comfortable with the ball in his hands ... Also has the ability to return punts ... Shifty runner that makes defenders miss ... Can be used in both the passing game and running game on offense ... In position to have his best season with the Tigers ...

SENIOR SEASON (2020)

Saw action in season opener against Mississippi State... Made first career start at Vanderbilt and had a career-high in receptions with three... Had his first touchdown of his career - a 28 yard reception from Brennan that helped the Tigers take a 6-0 lead on Vanderbilt... His second TD was a 29-yard reception to give the Tigers a 34-7 lead... Had one reception at Missouri for four yards... Had two receptions for 21 yards against South Carolina... Finished with 2 catches at Auburn for 27 yards.

JONTRE KIRKLIN'S CAREER HIGHS

Receptions: 3 at Vanderbilt, 2020
Receiving Yards: 75 vs. Northwestern State, 2019
Receiving TDs: 2 at Vanderbilt, 2020
Longest Reception: 65 vs. Northwestern State, 2019
Rush attempts: 1, 2x (Last: 1 vs. Rice, 2018; First: 1 vs. Georgia, 2018)
Rushing yards: 4 vs. Rice, 2018
Rushing TDs: None
Longest Rush: 4 vs. Rice, 2018

JONTRE KIRKLIN'S CAREER RECEIVING STATISTICS

YEAR	G-GS	REC.	YDS.	TD	LONG
2017	12-0	•• Played defense ••			
2018	12-0	1	5	0	5
2019	14-0	2	75	0	65
2020	5-2	9	129	2	29 (TD)
TOTAL	45-2	12	209	2	65

JONTRE KIRKLIN'S CAREER RUSHING STATISTICS

YEAR	Att.	Yards	TD	Long
2017	0	0	0	0
2018	2	6	0	4
2019	0	0	0	0
2020	0	0	0	0
TOTAL	2	6	0	4

JONTRE KIRKLIN'S CAREER DEFENSIVE/SPECIAL TEAMS STATISTICS

YEAR	G-GS	UT	AT	TT	TFL	SACKS	PD	QBH	INT	FF	FR
2017	12-0	0	2	2	0-0	0-0	0	0	0	0	0
2018	12-0	0	0	0	0-0	0-0	0	0	0	0	0
2019	14-0	2	1	3	0-0	0-0	0	0	0	0	0
2020	5-0	0	0	0	0-0	0-0	0	0	0	0	0
TOTAL	44-0	2	3	5	0-0	0-0	0	0	0	0	0



16 DEVONTA LEE

Tight End
6-2 • 224 • So. • 1L
Fluker, La.
Amite High School

Moved over to the defensive side of the ball at the beginning of 2020 after playing wide receiver as a true freshman in 2019 ... Now is wearing number 16 and playing tight end.... Two-way standout in high school that is accustomed to playing on either offense or defense ... Played in 13 games in 2019, seeing action on special teams and wide receiver...

SOPHOMORE SEASON (2020)

Saw action in all five games this season...

DEVONTA LEE'S CAREER RECEIVING STATISTICS

YEAR	G-GS	REC.	YDS.	TD	LONG
2019	13-0	2	27	0	28
2020	5-0	0	0	0	0
TOTAL	18-0	2	27	0	28



31 CAM LEWIS

Safety
6-1 • 195 • Sr. • 1L
Monroe, La.
Wossman High School

Highly-touted prospect that enters fourth year with Tigers in 2020 ... Coming off his most productive season of LSU career in 2019, playing in all 15 games with 20 tackles ... Reliable player that has seen meaningful snaps at safety during his career ... Continues to push for playing time in the secondary ... Also contributes on special teams ... For career, has played in 24 games with 31 tackles.

SENIOR SEASON (2020)

Played in season opener against Mississippi State... Had first tackled of season at Vanderbilt... Had season high of two tackles at Missouri... Had two tackles against South Carolina and one at Auburn.

CAMERON LEWIS' CAREER HIGHS

Tackles: 5 vs. Northwestern State, 2019
Tackles for Loss: 0.5 vs. Northwestern State, 2019

CAMERON LEWIS' CAREER STATISTICS

YEAR	G-GS	UT	AT	TT	TFL	Sacks	PD	INT	FF	FR	QBH
2017	2-0	0	1	1	0.0-0	0.0-0	0	0	0	0	0
2018	3-0	1	3	4	0.0-0	0.0-0	0	0	0	0	0
2019	15-0	8	12	20	0.5-0	0.5-3	2	0	0	0	0
2020	5-0	2	5	7	0-0	0-0	0	0	0	0	0
Total	25-0	11	21	32	0.5-0	0.5-3	2	0	0	0	0



59 DESMOND LITTLE

Outside Linebacker
6-5 • 195 • Fr. • RS
Prichard, Ala.
Vigor High School

Enters second year with the Tigers after redshirting as a true freshman in 2019 ... Moves from linebacker to defensive end in LSU's 4-3 scheme in 2020 ... Long and athletic defensive end that will make an impact during his time at LSU ... Continues to show improvement with each practice.

SOPHOMORE SEASON (2020)

Made first career appearance in season opener against Mississippi State... Also saw action at Vanderbilt.



97 GLEN LOGAN

Defensive Tackle
6-3 • 339 • Sr. • 3L
Kenner, La.
Destrehan High School

In line to become LSU's next dominant defensive lineman ... The veteran among LSU's defensive front with 39 career appearances and 25 starts ... Has shown improvement in each season with the Tigers and is in position to have his best year yet ... Good at pressuring the quarterback and difficult to run on ... Plays with a great deal of confidence ... 87 career tackles with 8.0 tackles for loss and 6.0 sacks.

SENIOR SEASON (2020)

Made first start and appearance of the season at Missouri and recorded one tackle... Recorded two tackles against South Carolina and one at Auburn.

GLEN LOGAN'S CAREER HIGHS

Tackles: 7 vs. Florida, 2018
Tackles for Loss: 1, 2x (Last: at Texas, 2019)
Sacks: 1, 5x (Last: at Texas, 2019)
Quarterback Hurries: 2, 2x (Last: vs. Texas A&M, 2018)

GLEN LOGAN'S CAREER STATISTICS

YEAR	G-GS	UT	AT	TT	TFL	SACKS	PD	QBH	INT	FF	FR
2017	12-2	0	17	17	1.0-2	0.5-2	0	1	0	0	0-0
2018	13-10	10	36	46	4.5-30	4.0-29	1	5	0	0	0-0
2019	12-11	5	15	20	2.5-3	1-1	2	2	0	0	0-0
2020	3-3	3	1	4	0-0	0-0	0	0	0	0	0-0
Total	40-26	18	69	87	8.0-35	6.0-32	3	8	0	0	0-0



6 TERRACE MARSHALL JR.

Wide Receiver
6-3 • 200 • Jr. • 2L
Bossier City, La.
Parkway High School

Big-framed receiver that will take over the top wide receiver spot for the Tigers ... Despite missing three games in 2019, caught 13 touchdowns and totaled 671 yards on 46 receptions ... Runs extremely well for his size and possesses outstanding ball skills ... Another Tiger receiver that makes the difficult catch look routine ... Part of a receiving trio all with at least 10 TDs, a first in LSU history... Had eight games in his career with multiple touchdowns.

JUNIOR SEASON (2020)

Started 14th career game in season opener against Mississippi State... Had a eight receptions and totaled 122 yards for two touchdowns, including a long 37 yard touchdown in third quarter that gave the Tigers a 24-20 lead... His 15th career touchdown came in fourth quarter to close in on the Bulldogs, 34-31, a 33-yard reception from Brennan... Had 15.3 yards per reception... Recorded two more touchdowns at Vanderbilt, including a 51 yard TD to take a 21-7 lead at half... Had best game of his career at Missouri, recording a career-high in receptions with 11 and yards with 235... Had three receiving TDs for the second time in his career with a career-long of 75 yards from Brennan... Had two receiving TDs against South Carolina and had six receptions for a total of 88 yards... Tied the LSU record for touchdown receptions in consecutive games (7). Marshall's record spanned two season; the final three games of 2019 and the first four games of 2020... Had two receptions in four straight games which is the longest streak by a SEC player since Keenan Burton in 2006 for Kentucky. Marshall Jr. and Burton are the only SEC players with 2 reception TDs in four straight games over the last 25 season... Had four receptions at Auburn for a total of 28 yards.

TERRACE MARSHALL'S CAREER HIGHS

Receptions: 11 at Missouri, 2020
Receiving Yards: 235 at Missouri, 2020
Receiving TDs: 3 2x (Last: at Missouri, 2020)
Longest Reception: 75 at Missouri, 2020

TERRACE MARSHALL'S CAREER RECEIVING STATISTICS

YEAR	G-GS	REC.	YDS.	TD	LONG
2018	13-1	12	192	0	52
2019	12-12	46	671	13	41
2020	5-5	31	540	9	75 (TD)
TOTAL	30-18	89	1,403	22	75 (TD)



2 DWIGHT MCGLOTHERN

Cornerback
6-2 • 182 • Fr. • HS
Houston, Texas
Klein Oak High School

Ranked by the 247Sports Composite as the No. 19 cornerback prospect in the 2020 class and a Top 300 overall prospect ... As a senior at Klein Oak, McGlothern recorded four interceptions on the defensive side of the ball ... Caught 66 passes for 1,307 yards and 18 touchdowns, averaging 19.8 yards per reception ... Totaled 15 interceptions across his high school career and finished with 2,593 receiving yards and 34 touchdowns ... Competed in the 2020 All-American Bowl in San Antonio, where he recorded two interceptions.



17 RACEY MCMATH

Wide Receiver
6-3 • 204 • Sr. • 3L
New Orleans, La.
Edna Karr High School

Goes into senior season as a starter at wide receiver for the Tigers ... Waited patiently for his opportunity and has used his time at LSU to develop into a dependable and capable player on the verge of a breakout season in 2020 ... Good size with breakaway speed ... Coming off his best season at LSU a year ago with 17 catches for 285 yards and three TDs ... For career, has played in 33 games with five starts and 30 catches for 474 yards and three scores ... Has also been a key contributor on special teams during his three years with the Tigers.

SENIOR SEASON (2020)

Made first career start in season opener against Mississippi State... Had three receptions for 50 yards with a long of 28... At Vanderbilt, had one reception for 22 yards... Had two catches at Missouri for 24 yards with a 17 long... Had five catches at Auburn for 51 yards.

RACEY MCMATH CAREER HIGHS

Receptions: 5, 2x (Last: at Auburn, 2020)
Receiving Yards: 76 at Mississippi State, 2019
Receiving TDs: 1, 3x (Last: vs. Texas A&M, 2019)
Longest Reception: 60 at Mississippi State, 2019

RACEY MCMATH'S CAREER RECEIVING STATISTICS

YEAR	G-GS	Rec.	Yards	TD	Long
2017	2-0	0	0	0	0
2018	12-0	2	42	0	23
2019	14-0	17	285	3	60 (TD)
2020	5-5	11	147	0	28
TOTAL	33-5	30	474	3	60 (TD)



42 AARON MOFFITT

Tight End
6-2 • 237 • Jr. • 1L
Baton Rouge, La.
Catholic High School

Junior tight end that has battled through injuries during his two years with the Tigers ... Moved from defensive line to tight end during his freshman season ... Will provide backup at the tight end spot for the Tigers in 2020 ... Played in 15 games in his career, all coming in 2020.

JUNIOR SEASON (2019)

Played in all 15 games on special teams ... Saw limited action on offense at tight end ... Earned his first varsity letter ... Recorded two tackles on special teams – 1 vs. Utah State and 1 vs. Mississippi State.



5 KOY MOORE

Wide Receiver
6-0 • 174 • Fr. • HS
Kenner La.
Archbishop Rummel High School

Played at Archbishop Rummel High School in Metairie, Louisiana... Rated a four-star wide receiver by Rivals and garnered three starts from 247Sports ... Ranked the No. 4 prospect in the state of Louisiana by Rivals and No. 20 by 247Sports... Ranked No. 1 in the state by MaxPreps... Finished his career with 1,254 receiving yards, averaging 13.5 yards per play... Totaled 93 catches, averaging 46.4 yards per game... Tallied eight total touchdowns, including six receiving... Had a career-best of 594 yards as a senior... Played for head coach Nick Monica... Named MVP of The Opening regional camp in March 2019... Won the 2019 Division I Allstate Sugar Bowl/LHSAA Non-Select Prep State Championship and led the squad to a semifinal in 2018.

FRESHMAN SEASON (2020)

The true freshman saw his first action in season opener against Mississippi State... Had longest reception at Vanderbilt - a seven yard reception... Saw action at Missouri... Had a career-high three receptions and a career-high 34 yards against South Carolina... Totaled 24 yards on three receptions at Auburn.

KOY MOORE'S CAREER HIGHS

Receptions: 3, 2x (Last: at Auburn, 2020)
Receiving Yards: 34 vs. South Carolina, 2020
Receiving TDs: None
Longest Reception: 14 vs. South Carolina, 2020

KOY MOORE'S CAREER RECEIVING STATISTICS

YEAR	G-GS	Rec.	Yards	TD	Long
2020	5-0	8	70	0	14



8 BJ OJULARI

Outside Linebacker
6-2 • 230 • Fr. • HS
Marietta Ga.
Marietta High School

Played at Marietta High School in Marietta, Georgia where he was teammates with Arik Gilbert ... Ranked as the nation's No. 9 weak side defensive end by 247Sports and No. 10 by Rivals ... Rated a four-star outside linebacker by 247Sports, ESPN and Rivals... Rivals also ranked him as the 14th-best prospect in Georgia... Tallied 326 tackles in his career with 280 solo tackles... Also recorded 31 sacks in his four-year stint on varsity... Caused four fumbles and collected five fumble recoveries... Averaged 7.6 tackles per game, playing in 43 games... Is the younger brother of Georgia linebacker Azeem Ojulari ... Enrolled at LSU in January 2020.

BJ OJULARI'S CAREER STATISTICS

YEAR	G-GS	UT	AT	TT	TFL	SACKS	PD	QBH	INT	FF	FR
2020	5-1	9	3	12	5.0-35	4.0-32	0	3	0	1	0-0



33 TREY PALMER

Wide Receiver
6-0 • 180 • So. • 1L
Kentwood, La.
Kentwood High School

Dynamic receiver who also doubles as a punt returner for the Tigers ... Capable of making a big play anytime he's on the field ... Exceptional quickness with great hands ... Has the ability to stop on a dime and reverse field ... Will be a key component in LSU's wide receiver rotation in 2020 ... Played in nine games as a true freshman in 2019 ... Caught one pass for six yards and returned a punt for a 54-yard touchdown against Northwestern State.

SOPHOMORE SEASON (2020)

Saw action in season opener against Mississippi State... Had one reception for three yards... Had 16 yards off one kick return... At Vanderbilt, had one reception for 12 yards and returned one punt for 10 yards... Saw action at Missouri... Had a 93 yard kick off return against South Carolina - the first one in Tiger Stadium since Eric Martin in 1981 and the first overall since Leonard Fornette in 2014... It was his first kick off return TD in his career... Had one reception for 24 yards at Auburn.

TREY PALMER'S CAREER HIGHS

Tackles: 6 vs. Florida, 2019
Tackles for Loss: 0
Sacks: 0
Interceptions: 1, 3x (Last: vs. Auburn, 2019)
Pass Breakups: 3, 2x (Last: vs. Arkansas, 2019)
Punt Returns: 4 vs. Georgia Southern, 2019
Punt Return Yards: 54 vs. Northwestern State, 2019
Long Punt Return: 32 vs. Georgia Southern, 2019
Kick Returns: 2 vs. South Carolina, 2020
Long Kick Return, 93 vs. South Carolina, 2020

TREY PALMER'S CAREER PUNT RETURN STATISTICS

YEAR	No.	Yards	TD	Long
2019	3	65	1	54 (TD)
2020	2	8	0	0
TOTAL	5	73	1	54 (TD)

TREY PALMER'S CAREER KICK RETURN STATISTICS

YEAR	No.	Yards	TD	Long
2019	1	11	0	11
2020	6	219	1	93 (TD)
TOTAL	7	230	1	93 (TD)



1 ELI RICKS

Cornerback
6-2 • 196 • Fr. • HS
Rancho Cucamonga, Ca.
IMG Academy

Played at IMG Academy in Bradenton, Florida after transferring from Mater Dei High School in Santa Ana, Calif. ... Ranked as the No. 1 overall prospect in the state of Florida by 247Sports, MaxPreps and Rivals ... Listed as a five-star cornerback by 247Sports and by Rivals ... Rated a four-star cornerback and ranked 29th by ESPN 300... Played in 10 games as a senior, tallying 14 solo tackles and three interceptions... Ranked the No. 1 cornerback out of Florida by 247Sports, MaxPreps and Rivals... Won back-to-back national championships at Mater Dei High School in Santa Ana, Calif... Ranked the No. 7 player by Chosen 25... All-USA First Team Defensive Player in 2018 ... Will enroll at LSU in January of 2020.

FRESHMAN SEASON (2020)

Made career debut in season opener against Mississippi State and recorded first career interception in the fourth quarter that ultimately led to a touchdown... Also had four tackles and two passes defended... Had second career interception in game two against Vanderbilt to go along with two tackles... Had one tackle at Missouri... Recorded his third interception of the season against South Carolina and returned it for a 45 yard touchdown, his first career touchdown... Became the first LSU cornerback since Tre'Davious White in 2016 (vs. Wisconsin, at Green Bay) to record interception return for a touchdown.

RICKS' CAREER HIGHS

Interceptions: 1, 3x (Last vs. South Carolina, 2020)
Interception Return for TD: 1 vs. South Carolina, 2020
Tackles: 4 vs. Mississippi State, 2020
Pass Breakups: 1 vs. Mississippi State, 2020

RICKS' CAREER STATISTICS

YEAR	G-GS	UT	AT	TT	TFL	SACKS	PD	QBH	INT	FF	FR
2020	5-3	5	6	11	0.5-0	0.0-0	5	0	3-45	0	0-0



51 DARE ROSENTHAL

Offensive Tackle
6-7 • 327 • So. • 1L
Clayton, La.
Ferriday High School

LSU's starting left tackle for 2020 ... Has all of the tools necessary to become a dominant SEC offensive lineman ... Tremendous size and strength ... Trained behind NFL Draft pick Saahdiq Charles for the past two years at left tackle ... Originally signed as a defensive lineman but shifted to the offensive side of the ball as a rookie ... Has appeared in seven games with five starts during his LSU career.

SOPHOMORE SEASON (2020)


Made fourth career start in season opener against Mississippi State... Made fifth start at Missouri



99 JAQUELIN ROY

Defensive Line
6-4 • 302 • Fr. • HS
Baton Rouge, La.
University Lab High School

Played at University High in Baton Rouge, Louisiana ... Rated a four-star defensive tackle by 247Sports and Rivals... Ranked 71st on the ESPN 300 list... Will play in the Pro Football Hall of Fame World Bowl on December 21 and in the 2020 Under Armour All-American game... Ranked as the top recruit in the state of Louisiana by 247Sports... Helped his prep squad to back-to-back Louisiana Division II State Championships as a junior and sophomore leading the Cubs to consecutive undefeated seasons in 2017 and 2018.



56 LIAM SHANAHAN

Center
6-5 • 304 • Sr. • TR
Marlborough, Mass.
Harvard/Marlborough High School

Graduate transfer from Harvard University where he was a three-year starter on the offensive line for the Crimson ... Graduated from Harvard with a degree in Economics and a minor in Celtic Language and Literature in the spring of 2020 and joined the Tigers this summer ... Made an immediate impact at LSU and is slated to start at center for the Tigers ... Will make all the calls and checks at the line of scrimmage from his center position ... Gifted athlete with the ability to play any position on the line of scrimmage ... Pursuing a Master's of Business Administration at LSU ... Off the field, worked on the grounds crew at Fenway Park during the summer while in high school and college ... Also served as an intramural referee while at Harvard ... Becomes second player to join the Tigers after playing at Harvard, joining former quarterback Andrew Hatch who played at LSU in 2008 ... LSU's 2020 nominee for the National Football Foundation Scholar-Athlete Award.

SENIOR SEASON (2020)

Made first start for the Tigers at center in season opener against Mississippi State... Also started against Vanderbilt and at Missouri... Has seen action on all snaps at center... Also started against South Carolina and at Auburn.



48 QUENTIN SKINNER

Snapper
6-0 • 243 • Fr. • RS
Buford, Ga.
Buford High School

REDSHIRT FRESHMAN SEASON (2020)

Recovered a fumble at Missouri his first in his career.



7 JACOBY STEVENS

Safety
6-2 • 230 • Sr. • 3L
Murfreesboro, Tenn.
Oakland High School

- 2019 Second Team All-SEC (Coaches)
- 2019 SEC Defensive Player of the Week (at Mississippi State, vs. Auburn, vs. Arkansas)

The undisputed leader of the Tigers ... Leader on the field, in the locker room and in the community ... One of the top safeties in college football in 2019 ... Chose to remain at LSU for the 2020 season in order to get his degree and compete for another national title ... On pace to graduate in December of 2020 ... Playmaker at any spot on the field ... Can cover and defend the run ... Can play either high in zone coverage or down in the box ... Fierce hitter and an outstanding tackler ... Makes the calls and adjustments on defense ... Found a home on the defensive side of the ball after seeing action as a wide receiver during his true freshman season in 2017 ... Student of the game and has used his knowledge for making pre-snap adjustments ... Possesses outstanding quickness and is extremely tough and durable ... Has proven to be an asset for the Tigers in zone coverage or in blitz situations ... Called by head coach Ed Orgeron as one of the strongest players on the team pound for pound ... Off the field, helped organize and lead a voting initiative among the football team that saw the entire squad register to vote ... Has also been active with social justice initiatives ... Participated in a drive that helped gather supplies, water and other items for the victims of Hurricane Laura in Lake Charles in the September of 2020 ... Speaks regularly to schools in the Baton Rouge area ... LSU's nominee for the 2020 Good Works Team and the 2020 Wuerffel Award ... For career, has played in 37 games with 24 consecutive starts ... LSU is 21-3 in games when Stevens in the defensive starting lineup ... His has one start at wide receiver in 2017 ... Has recorded 163 tackles, 19.5 tackles for loss, 9.0 sacks, three fumble recoveries, a forced fumble and an interception... He has three career games with 10 or more tackles

SENIOR SEASON (2020)

Made his 20th consecutive start for the Tigers in season opener against Mississippi State and had first sack of season within two minutes of the game... Recovered two fumbles in the game and tallied six tackles, including two two sacks for a loss of a total of 10 yards... Made 21st career start at Vanderbilt... Led team with 11 tackles at Vandy - his third career game with 10 or more tackles... Made 22nd consecutive start at Missouri and recorded five tackles with his first pass deflection on the year... Led the Tigers against South Carolina in tackles with seven and had one tackle for a loss of one yard... Finished with seven tackles at Auburn with one for a loss of a yard.

JACOBY STEVENS' CAREER HIGHS

Tackles: 14 vs. Texas A&M, 2018
Tackles for Loss: 4.0 vs. Arkansas, 2019
Sacks: 3.0 vs. Arkansas, 2019
Interceptions: 1, 4x (Last: vs. Texas A&M, 2019)
Pass Breakups: 2, 2x (Last: vs. Florida, 2019)
Fumble Returns: 2 vs. Mississippi State, 2020

JACOBY STEVENS' CAREER STATISTICS

YEAR	G-GS	UT	AT	TT	TFL	SACKS	PD	QBH	INT	FF	FR
2017	6-1	0	0	0	0-0	0-0	0	0	0-0	0	0-0
2018	11-4	19	16	35	6.5-28	1.5-12	6	4	1-1	0	1-64
2019	15-15	53	39	92	9.0-44	5.0-28	9	2	3-9	0	0-0
2020	5-5	17	19	36	4.0-12	2.5-10	1	0	0-0	1	2-0
Total	37-24	89	74	163	19.5-84	9.0-50	16	6	4-10	1	3-64



24 DEREK STINGLEY JR.

Cornerback
6-1 • 195 • So. • 1L
Baton Rouge, La.
Dunham School

- 2019 Consensus All-American
- 2019 First-Team All-American (AFCA, AP, Athletic, CBS, ESPN, SI Sporting News, USA Today)
- 2019 Second Team All-American (Walter Camp, FWAA)
- 2019 SEC Newcomer of the Year (AP, unanimous)
- 2019 First Team All-SEC (AP)
- 2019 Second Team All-SEC (Coaches)
- 2019 SEC All-Freshman Team
- 2019 SEC Freshman of the Week (vs. Florida)

One of the stars in college football and a player that will get Heisman Trophy consideration despite playing on the defensive side of the ball ... Became the most decorated freshmen in LSU football history a year ago, earning consensus All-America honors ... Just a sophomore, is one of the top players in college football ... Made the transition from high school to the elite level of college football with ease ... Started all 15 games as cornerback during LSU's national championship season in 2019 ... Earned consensus All-America honors as well as being a first team All-SEC pick ... Led the SEC and ranked No. 5 in the nation in interceptions (6) and No. 2 nationally in passes defended (21) ... True shutdown corner that is very difficult to complete a pass on ... Draws the assignment of covering the opponents top wide receiver ... Is unique and exceptional in every aspect of his game ... Called a "rare breed" by Heisman Trophy quarterback Joe Burrow, the No. 1 overall draft pick in the 2020 NFL Draft ... Burrow competed against Stingley everyday in practice in 2019 ... Became the first true freshman in LSU history to start every game as a rookie.

SOPHOMORE SEASON (2020)

Did not play in season opener due to an illness not related to CoVID-19... Started game two at Vanderbilt and picked up six tackles, including five solo... Also returned three punts for a career-high 98 yards including a career long of 48... Had five tackles in second game back at Missouri... Had two tackles and a pass deflection against South Carolina... Had five tackles and one for a loss of five yards at Auburn to go along with his first career forced fumble.

DEREK STINGLEY JR.'S CAREER HIGHS

Tackles: 6 2x (Last at Vanderbilt, 2020)

Tackles for Loss: 1.0 vs. Texas A&M, 2019

Sacks: 0

Interceptions: 2 vs. Georgia, 2019 SEC Championship Game

Fumble Recoveries: 1 vs. Clemson, 2020 National Championship Game

Forced Fumble: 1 at Auburn, 2020

Pass Breakups: 3, 3x (Last: vs. Georgia, 2019 SEC Championship Game)

Punt Returns: 4 vs. Georgia Southern, 2019

Punt Return Yards: 98 at Vanderbilt, 2020

Long Punt Return: 48 at Vanderbilt, 2020

DEREK STINGLEY JR.'S CAREER DEFENSIVE STATISTICS

YEAR	G-GS	UT	AT	TT	TFL	SACKS	PD	QBH	INT	FF	FR
2019	15-15	31	7	38	1.0-3	0-0	21	0	6-17	0	1-0
2020	4-4	14	4	18	1.0-5	0-0	1	0	0-0	1	0-0
TOTAL	19-19	45	11	56	2.0-8	0-0	22	0	6-17	1	1-0

DEREK STINGLEY JR.'S CAREER PUNT RETURN STATISTICS

YEAR	NO.	YARDS	TD	LONG
2019	17	163	0	32
2020	3	92	0	48
TOTAL	20	255	0	48



96 ERIC TAYLOR

Defensive Line
6-4 • 313 • Fr. • HS
Russville, Ala.
Hewitt-Trussville High School

Played at Hewitt-Trussville High School in Trussville, Alabama ... Rated a four-star defensive tackle by 247Sports and Rivals ... Played in the 2019 Alabama-Mississippi All-State game on Dec. 14 ... Finished his career with 77 total tackles, including 58 solo tackles ... Averaged 3.1 tackles per game and had a total of 3.5 sacks with one interception and one caused fumble.



87 KOLE TAYLOR

Tight End
6-7 • 243 • Fr. • HS
Grand Junction, Co.
Central High School

Played at Grand Junction Central High School in Grand Junction, Colorado ... Ranked as the nation's No. 10 tight end by 247Sports ... No. 5 overall prospect from the state of Colorado ... Rated a four-star prospect by Rivals ... Hauled in 25 catches for 331 yards and five touchdowns during the 2019 season as a senior ... Caught 15 touchdowns over the last three seasons ... As a junior, racked up 510 yards receiving on 29 receptions, eight of which were touchdowns ... Caught 18 passes for 243 yards and a pair of TDs as a sophomore ... Totaled 1,084 yards receiving during his high school career ... Coached by Brandon Milholland ... Will enroll at LSU in January of 2020.



58 KARDELL THOMAS

Offensive Line
6-3 • 236 • Fr. • RS
Baton Rouge, La.
Southern Lab High School

Highly-touted high school offensive lineman that continues to develop at the collegiate level ... Had progress slowed as a true freshman with a preseason injury that sideline him for most of 2019 ... Backup at right guard heading into the 2020 season ... Baton Rouge area product and high school teammates with LSU running back Tyrion Price-Davis.

TRUE FRESHMAN SEASON (2019)

Redshirted as a true freshman in 2019.



43 RAY THORNTON

Linebacker
6-3 • 225 • Sr. • 3L
Killeen, Texas
Shoemaker High School

Moves to middle linebacker in Bo Pelini's new 4-3 defense in 2020 ... Has seen action at outside linebacker and edge rusher during his career ... A veteran, will be counted on for leadership ... Best football is in front of him as he's made steady improvement each season ... In the past has made big plays in big games ... Tremendous quickness ... Good against defending the run or pressuring the quarterback ... Has played in 37 games with four starts during his career ... 41 career tackles along with 3.5 tackles for loss and a sack.

SENIOR SEASON (2020)

Has seen action in all five games of the season, recording one assisted tackle at Vanderbilt.

RAY THORNTON'S CAREER HIGHS

Tackles: 5, 2x (Last: vs. Ole Miss, 2018; First: vs. Southeastern Louisiana, 2018)

Tackles for Loss: 1.5 vs. Southeastern Louisiana, 2018

Sacks: 1.0 vs. Southeastern Louisiana, 2018

Fumble Recoveries: 1 vs. Alabama, 2019

RAY THORNTON'S CAREER STATISTICS

YEAR	G-GS	UT	AT	TT	TFL	SACKS	PD	QBH	INT	FF	FR
2017	6-2	2	8	10	1.0-3	0.0-0	1	1	0	0	0-0
2018	12-2	7	14	21	2.5-15	1.0-7	0	1	0	0	0-0
2019	14-0	3	6	9	0-0	0-0	0	1	0	0	1-0
2020	5-0	0	1	1	0.0-0	0-0	0	0	0	0	0-0
Total	37-4	12	29	41	3.5-18	1.0-7	1	3	0	0	1-0



21 JORDAN TOLES

Safety
6-0 • 199 • Fr. • HS
Baltimore, Md.
St. Frances Academy

Played at St. Frances Academy in Baltimore, Maryland ... Four-star safety by 247Sports, Rivals and ESPN ... Listed as the No. 4 overall player in Maryland by Rivals ... Ranked as the nation's No. 11 safety by 247Sports ... Ranked No. 169 on ESPN 300 list ... Participated in the Under Armour All-American game ... As a sophomore, tallied 19 total sacks, all recorded as solo tackles, picking up 3.8 per game ... Recorded one interception and caused one fumble ... Enrolled at LSU in January of 2020.

TRUE FRESHMAN SEASON (2020)

Saw action in all five games this season.




69 CHARLES TURNER

Center
6-5 • 287 • Fr. • RS
Canton, Ohio
IMG Academy

Versatile offensive lineman that serves as the backup center for the Tigers ... Has the ability to play any position on the offensive line ... Continues to develop and in time will be a key contributor on the offensive line for the Tigers ... Got a jump on his collegiate career by joining the Tigers in January of 2019 ... Took part in spring drills that year which accelerated his development and transition to the college game ... Saw action in three games as a true freshman in 2019.

REDSHIRT FRESHMAN SEASON (2020)

Saw action in all five games this season.



38 ZACH VON ROSENBERG

Punter
6-5 • 245 • Sr. • 3L
Zachary, La.
Zachary High School

- 2019 LSU Graduate (B.A. interdisciplinary Studies)
- 2019 SEC Academic Honor Roll
- 2018 Second Team All-SEC (AP)
- 2018 SEC Academic Honor Roll
- 2018 Ray Guy Award Ray's 8 (vs. Mississippi State)
- 2017 SEC Academic Honor Roll
- 2017 Freshman All-SEC
- 2017 SEC Special Teams Player of the Week (vs. Tennessee)

One of the top punters in college football ... Enters fourth season as LSU's primary punter ... Also serves as LSU's holder for placekicks ... Left-footed punter with tremendous leg strength and hang time ... Career average of 44.2 yards on 149 punts in 41 games ... In 2020 season ranked second in LSU history in career punting average (44.2) ... Ranks No. 6 in school history in career punting yards (6584) and his 149 punts ranks ninth ... Originally committed to play baseball at LSU before being selected in the sixth round of the 2009 MLB Draft by the Pittsburgh Pirates ... Twice named Mr. Baseball in Louisiana (2008 and 2009) as a junior and senior at Zachary High School ... Spent six years in the Minor Leagues as a pitcher, compiling a 15-25 record in all levels of minor league baseball ... Retired from baseball following the 2014 season ... Walked on to the LSU team in 2016 as a tight end, eventually becoming an All-SEC punter for the Tigers ... Excels in the classroom as well, earning SEC Academic Honor Roll distinction three times (2017-18-19) ... Graduated from LSU in December of 2019 with a degree in interdisciplinary studies.

SENIOR SEASON (2020)

Tied a career-high of seven punts in season opener against Mississippi State... Had a career-high in punting yards with a total of 346... Punched down a career-high five punts inside the 20 and had a three 50+ yard punts on the game... Had three punts at Vanderbilt with one punt over 50 yards and three inside the 20 yard line... Had three inside the 20 at Missouri with one over 50 yards, a 60 yard long punt... Did not punt against South Carolina... Had 7 punts at Auburn for 342 yards with a long of 55.

ZACH VON ROSENBERG'S CAREER HIGHS

Punts: 7, 5x (Last: at Auburn, 2020)
Punting yards: 346 vs. Mississippi State, 2020
Punting Average: 52.8 vs. Auburn, 2018 (4 punts)
Longest punt: 65 vs. Louisiana Tech, 2018
Punts Downed Inside 20: 5 vs. Mississippi State, 2020
Punts of 50+ Yards: 3, 2x (Last: vs. Mississippi State, 2020)

ZACH VON ROSENBERG'S CAREER PUNTING STATISTICS

YEAR	G	NO.	YARDS	AVG	LONG	TB	FC	I20	50+
2017	11	36	1548	43.0	60	1	16	11	4
2018	13	51	2330	45.7	65	1	24	18	12
2019	14	47	1701	42.5	57	3	17	21	12
2020	4	22	1035	47.2	60	2	7	13	9
Total	42	156	6,926	44.4	65	7	64	63	37



5 JAY WARD

Cornerback
6-1 • 176 • So. • 1L
Moultrie, Ga.
Colquitt County High School

Talented cornerback that has worked his way into additional playing time at cornerback for the Tigers in 2020 ... Will likely play the corner position opposite of Derek Stingley Jr. when the Tigers go to their nickel defense ... Great cover skills ... Very athletic and has a knack for finding the football ... Switches to jersey No. 5 this year after wearing No. 16 a year ago ... Appeared in 13 games as a true freshman in 2019.

SOPHOMORE SEASON (2020)

Saw action in season opener against Mississippi State... Had a career-high three tackles at Missouri. Saw action against South Carolina... Had one tackle at Auburn.

JAY WARD'S CAREER HIGHS

Tackles: 3 at Missouri, 2020
Pass Breakups: 2 vs. Oklahoma, 2019

JAY WARD'S CAREER STATS

YEAR	G-GS	UT	AT	TT	TFL	Sacks	PBU	QBH	INT	FF	FR
2019	13-0	3	1	4	0-0	0-0	3	1	0	0	0
2020	4-0	6	3	9	0-0	0-0	3	0	0	0	0
TOTAL	16-0	9	4	13	0-0	0-0	6	1	0	0	0



39 PHILLIP WEBB

Linebacker
6-4 • 226 • Fr. • HS
Buford, Ga.
Lanier High School

Played at Lanier High School in Sugar Hill, Georgia ... Rated No. 25 in the ESPN300 ... No. 6 outside linebacker in the country by 247Sports ... Consensus four-star recruit by both Rivals and 247Sports ... Played in the 2020 Under Armour All-America Game ... Racked up 91 tackles as a senior in 2019 ... Had a team-leading and career-high 13 sacks and 24 tackles for loss as a senior for Lanier ... Had one interception, one blocked punt, and one blocked field goal in 2019 ... Returned his lone interception 20 yards for a touchdown ... Amassed 216 tackles, 54 tackles for loss, 26.5 sacks and 63 QB hurries in three years at Lanier ... Coached by Corey Mobbs.



10 JOSH WHITE

Linebacker
6-0 • 215 • Fr. • HS
Houston, Texas
Cy Creek High School

Played at Cypress Creek High School in Houston, Texas ... The four-star linebacker was ranked No. 12 at his position by 247Sports and Rivals ... Rivals ranked him the No. 8 recruit in the state of Texas ... Had a total of 332 career tackles with 188 solos in his career ... Picked up 7.5 sacks and had three fumble recoveries ... Blocked two punts as a senior ... Forced seven fumbles in his career and had one interception ... TD Club of Houston 2019 Defensive Player of the Year ... A two-time District 17-6A Defensive MVP.

TRUE FRESHMAN SEASON (2020)

Saw action in all five games this season... Recorded first two tackles of his career at Auburn.



61 CAMERON WIRE

Offensive Tackle

6-6 • 311 • So. • SQ

Gonzalez, La.

East Ascension High School

Enters third season with the Tigers in 2020 ... Saw action in six games as a redshirt freshman in 2019 ... Slated to backup senior Austin Deculus at right tackle this year ... Tons of potential ... Can play either tackle position ... Huge frame with tremendous wing span ... Has seen action in seven games during his LSU career, seeing action in six in 2019.

SOPHOMORE (2020)

Has seen action in all five games this season.. Made first career start at Vanderbilt and saw action 70 snaps... Also started at Auburn.



36 CADE YORK

Kicker

6-1 • 198 • So. • 1L

McKinney, Texas

Prosper High School

- **2019 SEC All-Freshman Team**
- **2019 Second Team All-SEC (AP)**
- **2019 SEC Special Teams Player of the Week (at Texas)**

One of the top young kickers in college football ... Enters his second season with the Tigers in 2020 after earning second team All-SEC and Freshman All-SEC honors as a rookie in 2019 ... One of the most productive kickers in LSU history as a freshman with 21 field goals and a school-record 152 points ... Extremely accurate with a strong leg ... Can also punt if called upon ... Set the SEC record for point-after touchdowns in a season with 89 and set the conference mark for points by kicking with 152.

SOPHOMORE SEASON (2020)

Was 2-for-2 on field goals in the season opener against Mississippi State with a long of 40 yards that helped the Tigers tie up the game in the fourth quarter... Went 4-for-4 in PAT attempts... Finished with a total of 10 points on the game... Hit a career-long 53-yard field goal at Vanderbilt... Had two field goals at Missouri and finished the game with a season-high 11 points... Was 7-for-7 on PATs vs. South Carolina and kicked a 27 yard field goal... Made a 50 yard field goal at Auburn.

CADE YORK'S CAREER HIGHS

Points scored: 16 at Ole Miss, 2019

Kick PATs: 9 vs. Oklahoma, 2019

Field goals made: 3, 3x (Last: vs. Georgia, 2019 SEC Championship Game)

Field goal attempts: 4, 2x (Last: vs. Georgia, 2019 SEC Championship Game)

Longest field goal: 53 at Vanderbilt, 2020

CADE YORK'S CAREER STATISTICS

FIELD GOALS

YEAR	G	FGM-FGA	<20	20-29	30-39	40-49	50+	LONG	PAT	POINTS
2019	15	21-27	0-0	8-8	4-4	5-10	4-5	52	89-93	152
2020	5	8-10	0-0	2-2	1-1	2-3	3-5	53	21-21	45
TOTAL	20	29-37	0-0	10-10	5-5	7-13	7-9	53	110-114	197

Game 1

Mississippi State
#5 LSU

44 **September 26, 2020**
34 **Tiger Stadium**
 Baton Rouge, La.
 21,124

LSU

RUSHING	Att.	Gain	Lost	Net	TD	Long
Chris Curry	9	47	0	47	0	12
Tyrion Davis-Price	11	43	0	43	0	7
John Emery Jr.	7	27	0	27	0	10
Myles Brennan	11	8	45	-37	0	4
Totals...	38	125	45	80	0	12

PASSING	Att.	Comp	Int	Yds	TD	Long	Sacks
Myles Brennan	27	46	2	345	3	47	7

RECEIVING	No.	Yds.	TD	Long
Terrace Marshall Jr.	8	122	2	37
Jaray Jenkins	5	85	0	47
Arik Gilbert	4	37	1	16
Racey McMath	3	50	0	28
John Emery Jr.	3	25	0	11
Jontre Kirklín	1	12	0	12
Kayshon Boutte	1	6	0	6
Koy Moore	1	5	0	5
Trey Palmer	1	3	0	3
Totals...	27	345	3	47

PUNTING	No.	Yds.	Avg.	Long	I20	TB
Zach Von Rosenberg	7	346	49.4	58	5	0

FIELD GOALS	Att.	Made	Long	KICKS
Cade York	2	2	40	Made: 26, 40

ALL RETURNS	Punts			Kickoffs			Interceptions		
	No.	Yds.	Lg.	No.	Yds.	Lg.	No.	Yds.	Lg.
Trey Palmer	1	-2	0	1	16	16	0	0	0
Eli Ricks	0	0	0	0	0	0	1	0	0
Jabril Cox	0	0	0	0	0	0	1	14	14

Mississippi State

RUSHING	Att.	Gain	Lost	Net	TD	Long
Kylin Hill	7	34	0	34	0	12 4.9
Jo'quavious Marks	3	15	0	15	0	11 5.0
TEAM	1	0	2	-2	0	0 -2.0
K.J. Costello	5	0	38	-38	0	0 -7.6

PASSING	Att.	Comp	Int.	Yds.	TD	Long	Sacks
K.J. Costello	36	60	2	623	5	75	5

RECEIVING	No.	Yds.	TD	Long
Kylin Hill	8	158	1	75
Osirus Mitchell	7	183	2	43
Austin Williams	7	57	1	14
JaVonta Payton	6	122	0	34
Tyrell Shavers	2	68	1	37
Cameron Gardner	2	35	0	24
Dillon Johnson	1	4	0	4
Malik Heath	1	1	0	1
Jo'quavious Marks	1	-2	0	0
Kwatrivous Johnson	1	-3	0	0

PUNTING	No.	Yds.	Avg.	Long	I20	TB
Reed Bowman	1	39	39.0	39	1	0
Tucker Day	2	95	47.5	58	0	0

FIELD GOALS	Att.	Made	Long	KICKS
Brandon Ruiz	3	3	43	Made: 35, 24, 43

ALL RETURNS	Punts			Kickoffs			Interceptions		
	No.	Yds.	Lg.	No.	Yds.	Lg.	No.	Yds.	Lg.
Emmanuel Forbes	0	0	0	0	0	0	1	0	0
Esaias Furdge	0	0	0	0	0	0	1	20	20

Costello Leads State Past LSU in Opener, 44-34

Though LSU overcame a 10-point fourth-quarter deficit, Mississippi State senior quarterback K.J. Costello led the Bulldogs to the game's final 10 points to earn the victory, 44-34, on Saturday at Tiger Stadium. Trailing 34-24 early in the fourth quarter, LSU's defense forced turnovers on consecutive possessions - an interception by freshman cornerback **Elias Ricks** and a strip-sack by senior linebacker **JaCoby Stevens** - to quickly get back in the game. The Tigers responded with a 33-yard touchdown reception by **Terrace Marshall Jr.** and a 40-yard **Cade York** field goal to tie the game at 34-34 with 9:37 to play. Starting his first game for LSU, junior quarterback **Myles Brennan** finished 27-of-45 passing for 345 yards and three touchdowns. He was intercepted twice including the game's final play. LSU, which had only 3 of its 22 starters from the 2019 national championship team in today's starting lineup, was outgained 632-425. Costello finished 36-of-60 passing for 623 yards and five touchdowns. State attempted only 16 rushing attempts for nine net yards, including five sacks of Costello for minus-38 yards. Due to COVID-19 capacity limitations, Tiger Stadium's capacity was reduced to 25 percent. Attendance was announced as 21,124.

Scoring	1	2	3	4	F
MSU	3	14	10	17	44
LSU	0	14	10	10	34

MSU	1Q	4:47	Brandon Ruiz 35 yd field goal
LSU	2Q	9:45	Jabril Cox 14 yd interception return (York kick)
MSU	2Q	7:45	Tyrell Shavers 31 yd pass from K.J. Costello (Ruiz kick)
LSU	2Q	5:20	Arik Gilbert 2 yd pass from Myles Brennan (York kick)
MSU	2Q	2:27	Osirus Mitchell 43 yd pass from K.J. Costello (Ruiz kick)
LSU	3Q	9:33	Cade York 26 yd field goal
MSU	3Q	6:23	Brandon Ruiz 24 yd field goal
LSU	3Q	5:01	Marsall Jr. 37 yd pass from Myles Brennan (York kick)
MSU	3Q	4:46	Kylin Hill 75 yd pass from K.J. Costello (Ruiz kick)
MSU	4Q	14:14	Austin Williams 9 yd pass from K.J. Costello (Ruiz kick)
LSU	4Q	11:01	Marshall Jr. 33 yd pass from Myles Brennan (York kick)
LSU	4Q	9:37	Cade York 40 yd field goal
MSU	4Q	7:27	Brandon Ruiz 43 yd field goal
MSU	4Q	3:39	Osirus 24 yd pass from K.J. Costello (Ruiz kick)

Team Stats	MSU	LSU
FIRST DOWNS	24	25
Rushing	2	8
Passing	22	16
Penalty	0	1
NET YARDS RUSHING	9	80
Rushing Attempts	16	38
Average Per Rush	0.6	2.1
Rushing Touchdowns	0	0
Yards Gained Rushing	49	125
Yards Lost Rushing	40	45
NET YARDS PASSING	623	345
Completions-Attempts-Int	36-60-2	27-46-2
Average Per Attempt	10.4	7.5
Average Per Completion	17.3	12.8
Passing Touchdowns	5	3
TOTAL OFFENSE YARDS	632	425
Total offense plays	76	84
Average Gain Per Play	8.3	5.1
Fumbles: Number-Lost	2-2	0-0
Penalties: Number-Yards	7-40	7-31
PUNTS-YARDS	3-134	7-346
Average Yards Per Punt	44.7	49.4
Net Yards Per Punt	45.3	49.4
Inside 20	1	5
50+ Yards	1	3
Touchbacks	0	0
Fair catch	1	5
KICKOFFS-YARDS	9-585	7-455
Average Yards Per Kickoff	65.0	65.0
Net Yards Per Kickoff	41.0	40.0
Touchbacks	8	7
Fair Catch Yards	0	0
Punt returns: Number-Yards-TD	0-0-0	1--2-0
Average Per Return	0.0	-2.0
Kickoff returns: Number-Yds-TD	0-0-0	1-16-0
Average Per Return	0.0	16.0
Interceptions: Number-Yds-TD	2-20-0	2-14-1
Fumble Returns: Number-Yds-TD	0-0-0	0-0-0
Miscellaneous Yards	0	0
Possession Time	30:28	29:32
1st Quarter	10:40	4:20
2nd Quarter	9:00	6:00
3rd Quarter	4:23	10:37
4th Quarter	6:25	8:35
Third-Down Conversions	8 of 16	5 of 17
Fourth-Down Conversions	0 of 0	1 of 1
Red-Zone Scores-Chances	4-4	3-3
Touchdowns	1-4	1-3
Field goals	3-4	2-3
Sacks By: Number-Yards	7-45	5-38
PAT Kicks	5-5	4-4
Field Goals	3-3	2-2
Points off turnovers	7	17

Game 2

#20 LSU
Vanderbilt

41
7
October 3, 2020
Vanderbilt Stadium
Nashville, TN
2,000

LSU

RUSHING	Att.	Gain	Lost	Net	TD	Long
John Emery Jr.	12	105	2	103	1	17
Josh Williams	8	30	0	30	0	8
Tyrion Davis-Price	8	29	0	29	0	7
Myles Brennan	2	3	0	3	0	3
TEAM	2	0	4	-4	0	0
Totals...	32	167	6	161	1	17

PASSING	Att.	Comp	Int	Yds	TD	Long	Sacks
Myles Brennan	37	23	1	337	4	51	0

RECEIVING	No.	Yds.	TD	Long
Arik Gilbert	4	43	0	15
Jontre Kirklin	3	65	2	29
Kayshon Boutte	3	46	0	17
John Emery Jr.	3	21	0	11
Terrace Marshall Jr.	2	67	2	51
Jaray Jenkins	2	32	0	22
Tyrion Davis-Price	2	16	0	8
Racey McMath	1	22	0	22
Trey Palmer	1	12	0	12
Koy Moore	1	7	0	7
Alex Adams	1	6	0	6
Totals...	23	337	4	51

PUNTING	No.	Yds.	Avg.	Long	I20	TB
Zach Von Rosenberg	3	121	40.3	54	3	0

FIELD GOALS	Att.	Made	Long	KICKS
Cade York	2	2	53	Made: 53, 31

ALL RETURNS	Punts			Kickoffs			Interceptions		
	No.	Yds.	Lg.	No.	Yds.	Lg.	No.	Yds.	Lg.
Trey Palmer	1	10	10	0	0	0	0	0	0
Todd Harris Jr.	0	0	0	0	0	0	1	21	21
Eli Ricks	0	0	0	0	0	0	1	0	0
Derek Stingley Jr.	3	92	48	0	0	0	0	0	0

Vanderbilt

RUSHING	Att.	Gain	Lost	Net	TD	Long
Marlow, Ja'Veon	17	85	2	83	0	22
Wakefield, J	16	61	9	52	0	10
Harrison, Jaden	1	16	0	16	0	16
Wright, Mike	3	10	3	7	0	6
Jerkins, Dshaun	1	7	0	7	0	7
Seals, Ken	5	4	16	-12	0	2

PASSING	Att.	Comp	Int.	Yds.	TD	Long	Sacks
Ken Seals	25	11	2	113	1	40	3

RECEIVING	No.	Yds.	TD	Long
Johnson, Cam	3	63	0	40
Bresnahan, Ben	3	31	1	19
Harrison, Jaden	2	-9	0	0
Pierce, Chris	1	19	0	19
Wakefield, J	1	5	0	5
Abdur-Rahman, A	1	4	0	4
Totals...	11	113	1	40

PUNTING	No.	Yds.	Avg.	Long	I20	TB
Smith, Harrison	7	326	46.6	53	3	0

FIELD GOALS	Att.	Made	Long	KICKS
Cooke, Pierson	1	0		Missed: 22

ALL RETURNS	Punts			Kickoffs			Interceptions		
	No.	Yds.	Lg.	No.	Yds.	Lg.	No.	Yds.	Lg.
Haynie, Randall	0	0	0	0	0	0	1	2	2
Kaufman, Dnovan	0	0	0	3	101	58	0	0	0

LSU Bounces Back with 41-7 Victory at Vanderbilt

LSU quarterback **Myles Brennan** threw for 337 yards with four touchdowns, as the Tigers rebounded from a season-opening loss with an emphatic 41-7 victory over Vanderbilt on Saturday at Vanderbilt Stadium. LSU (1-1, 1-1 SEC) pitched a second-half shutout, allowing only 63 yards to Vanderbilt (0-2, 0-2 SEC) in the final 30 minutes. The Tigers finished with 498 yards of total offense, including a career-best 103 yards on 12 carries by sophomore running back **John Emery Jr.**, who scored from 12 yards in the fourth quarter. LSU improved in all three phases of the game, with the defense allowing 133 passing yards a week after giving up an SEC record 623. With the return of All-American **Derek Stingley Jr.**, LSU totaled more than 100 punt return yards for the second time since the 2014 season. Without being sacked, Brennan finished 23-of-37 passing for 337 yards with a pair of touchdown passes to wide receivers **Terrace Marshall Jr.** and **Jontre Kirklin**. Marshall caught TD passes of 16 and 51 yards, while Kirklin's first career touchdowns came from 28 and 29 yards. LSU built a 21-7 halftime lead and never allowed Vanderbilt to get back into the game in the second half. The Tigers gained 28 first downs while averaging 5.0 yards per rush. Defensively, senior safety **JaCoby Stevens** had 10 of his team-high 11 tackles in the first half, while linebacker **Jabril Cox** added seven tackles. Stingley, who missed the season opener against Mississippi State, returned with six tackles and three punt returns for 92 yards with a long of 48. Vanderbilt freshman quarterback Ken Seals completed 11-of-25 passes for 113 yards with a second-quarter touchdown to Ben Bresnahan which followed Brennan's only interception of the contest. He was intercepted twice in the fourth quarter by LSU safety **Todd Harris Jr.** and freshman cornerback **Eli Ricks**, who has registered interceptions in his first two games as a Tiger.

Scoring	1	2	3	4	F
LSU	7	14	13	7	41
Vanderbilt	0	7	0	0	7

LSU	1Q	6:09	Jontre Kirklin 28 yd pass from Myles Brennan (York kick)
LSU	2Q	12:28	Terrace Marshall Jr. 16 yd pass from Myles Brennan (York kick)
VANDY	2Q	5:07	Bresnahan, Ben 8 yd pass from Seals, Ken (Cooke, Pierson kick)
LSU	2Q	4:12	Terrace Marshall Jr. 51 yd pass from Myles Brennan (York kick)
LSU	3Q	10:25	Cade York 53 yd field goal
LSU	3Q	7:10	Cade York 31 yd field goal
LSU	3Q	0:46	Jontre Kirklin 29 yd pass from Myles Brennan (Cade York kick)
LSU	4Q	8:11	John Emery Jr. 12 yd run (Cade York kick)

Team Stats	LSU	Vandy
FIRST DOWNS	28	17
Rushing	10	11
Passing	17	5
Penalty	1	1
NET YARDS RUSHING	161	153
Rushing Attempts	32	43
Average Per Rush	5.0	3.6
Rushing Touchdowns	1	0
Yards Gained Rushing	167	183
Yards Lost Rushing	6	30
NET YARDS PASSING	337	113
Completions-Attempts-Int	23-37-1	11-25-2
Average Per Attempt	9.1	4.5
Average Per Completion	14.7	10.3
Passing Touchdowns	4	1
TOTAL OFFENSE YARDS	498	266
Total offense plays	69	68
Average Gain Per Play	7.2	3.9
Fumbles: Number-Lost	0-0	0-0
Penalties: Number-Yards	4-30	5-24
PUNTS-YARDS	3-121	7-326
Average Yards Per Punt	40.3	46.6
Net Yards Per Punt	40.3	32.0
Inside 20	3	3
50+ Yards	1	3
Touchbacks	0	0
Fair catch	2	3
KICKOFFS-YARDS	8-512	2-130
Average Yards Per Kickoff	64.0	65.0
Net Yards Per Kickoff	35.8	40.0
Touchbacks	5	2
Fair Catch Yards	0	0
Punt returns: Number-Yards-TD	4-102-0	0-0-0
Average Per Return	25.5	0.0
Kickoff returns: Number-Yds-TD	0-0-0	3-101-0
Average Per Return	0.0	33.7
Interceptions: Number-Yds-TD	2-21-0	1-2-0
Fumble Returns: Number-Yds-TD	0-0-0	0-0-0
Miscellaneous Yards	0	0
Possession Time	29:13	30:47
1st Quarter	6:48	8:12
2nd Quarter	3:07	11:53
3rd Quarter	8:16	6:44
4th Quarter	11:02	3:58
Third-Down Conversions	4 of 12	7 of 17
Fourth-Down Conversions	1 of 1	1 of 2
Red-Zone Scores-Chances	3-4	1-3
Touchdowns	2-4	1-3
Field goals	1-4	0-3
Sacks By: Number-Yards	3-16	0-0
PAT Kicks	5-5	1-1
Field Goals	2-2	0-1
Points off turnovers	7	7

Game 3

LSU
Missouri

41
45

October 10, 2020
Faurot Field
Columbia, Mo.
10,013

LSU

RUSHING	Att.	Gain	Lost	Net	TD	Long
Tyrion Davis-Price	9	38	0	38	1	24
John Emery Jr.	2	7	0	7	0	4
Chris Curry	5	10	4	6	0	6
Myles Brennan	4	8	10	-2	0	7
Totals...	20	63	14	49	1	24

PASSING	Att.	Comp	Int	Yds	TD	Long	Sacks
Myles Brennan	48	29	0	430	4	75	2

RECEIVING	No.	Yds.	TD	Long
Terrace Marshall Jr.	11	235	3	75
Arik Gilbert	6	97	1	25
Kayshon Boutte	5	49	0	15
Racey McMath	2	24	0	17
John Emery Jr.	2	5	0	3
Jaray Jenkins	1	11	0	11
Tyrion Davis-Price	1	5	0	5
Jontre Kirklin	1	4	0	4
Totals...	29	430	4	75

PUNTING	No.	Yds.	Avg.	Long	I20	TB
Zach Von Rosenberg	5	226	45.2	60	3	0

FIELD GOALS	Att.	Made	Long	KICKS
Cade York	3	2	51	Made: 42, 51

ALL RETURNS	Punts			Kickoffs			Interceptions		
	No.	Yds.	Lg.	No.	Yds.	Lg.	No.	Yds.	Lg.
Totals...	0	0	0	0	0	0	0	0	0

Missouri

RUSHING	Att.	Gain	Lost	Net	TD	Long
Larry Rountree	18	121	2	119	0	29
Tyler Badie	5	42	3	39	1	29
Jalen Knox	3	22	2	20	1	16
Connor Bazelak	6	15	12	3	0	6
Team	1	0	1	-1	0	0
Totals...	33	200	20	180	2	29

PASSING	Att.	Comp	Int.	Yds.	TD	Long	Sacks
Connor Bazelak	34	29	0	406	4	69	1
Grant McKinnis	1	0	0	0	0	0	0
Totals...	35	29	0	406	4	69	1

RECEIVING	No.	Yds.	TD	Long
Tauskie Dove	6	83	1	58
D'ionte Smith	6	54	0	17
Jalen Knox	5	56	0	26
B. Banister	4	52	0	21
Tyler Badie	3	28	1	21
Micah Wilson	2	45	1	41
Niko Hea	2	19	1	14
Chance Luper	1	69	0	69
Totals...	29	406	4	69

PUNTING	No.	Yds.	Avg.	Long	I20	TB
Grant McKinnis	1	66	66.0	66	0	1

FIELD GOALS	Att.	Made	Long	KICKS
Harrison Mevis	2	1	52	Made: 52; Missed: 56

ALL RETURNS	Punts			Kickoffs			Interceptions		
	No.	Yds.	Lg.	No.	Yds.	Lg.	No.	Yds.	Lg.
Tyler Badie	0	0	0	1	39	39	0	0	0
Jarvis Ware	1	2	2	0	0	0	0	0	0
K. AbramsDraine	2	4	0	0	0	0	0	0	0
Totals...	3	6	2	1	39	39	0	0	0

Missouri's Stand Leads to 45-41 Loss in Relocated Contest

In a game moved from Baton Rouge to Columbia 74 hours before kickoff, Missouri's goal-line stand in the final minute gave the homestanding Tigers a 45-41 victory over the LSU Football team on Saturday. LSU (1-2), which was scheduled to play host to Missouri before Hurricane Delta forced the relocation, had four tries from the Missouri 1-yard line in the final minute of the game but was unable to push the ball across the line. Quarterback **Myles Brennan** continued his impressive start the 2020 season for LSU, completing 29-of-48 passes for 430 yards with four touchdowns. He wasn't intercepted. Wide receiver **Terrace Marshall Jr.**, who was targeted on the final two plays of the contest, had 11 catches for 235 yards and three touchdowns. His yardage was fourth-most in LSU football history. Freshman tight end **Arik Gilbert** caught six passes for 97 yards with a touchdown, but missed a significant portion of the game with an injury. Missouri quarterback Connor Bazelak was nearly perfect, completing 29-of-34 passes for 406 yards with four touchdowns including the game winner from 5 yards to Niko Hea with 5:18 remaining in the game. Running back Larry Rountree rushed for 119 yards on 18 carries while Tyler Badie and Jalen Knox each scored for Missouri. Missouri outgained LSU, 586-479, and won despite three fumbles which led to 17 LSU points.

Scoring	1	2	3	4	F
LSU	14	10	17	0	41
Missouri	14	10	14	7	45

MU	1Q	13:07	Tauskie Dove 58 yd pass from Connor Bazelak (Harrison Mevis kick)
LSU	1Q	8:03	Terrace Marshall Jr. 6 yd pass from Myles Brennan (Cade York kick)
LSU	1Q	3:45	Terrace Marshall Jr. 2 yd pass from Myles Brennan (Cade York kick)
MU	1Q	0:22	Tyler Badie 29 yd run (Harrison Mevis kick)
LSU	2Q	14:41	Arik Gilbert 25 yd pass from Myles Brennan (Cade York kick)
LSU	2Q	11:16	Cade York 42 yd field goal
MU	2Q	7:33	Jalen Knox 16 yd run (Harrison Mevis kick)
MU	2Q	1:56	Harrison Mevis 52 yd field goal
LSU	3Q	12:25	Tyrion Davis-Price 1 yd run (Cade York kick)
MU	3Q	10:46	Micah Wilson 41 yd pass from Connor Bazelak (Harrison Mevis kick)
LSU	3Q	10:36	Terrace Marshall Jr. 75 yd pass from Myles Brennan (Cade York kick)
MU	3Q	2:36	Tyler Badie 21 yd pass from Connor Bazelak (Harrison Mevis kick)
LSU	3Q	0:00	Cade York 51 yd field goal
MU	4Q	5:18	Niko Hea 5 yd pass from Connor Bazelak (Harrison Mevis kick)

Team Stats	LSU	MU
FIRST DOWNS	20	25
Rushing	3	9
Passing	17	16
Penalty	0	0
NET YARDS RUSHING	49	180
Rushing Attempts	20	33
Average Per Rush	2.5	5.5
Rushing Touchdowns	1	2
Yards Gained Rushing	63	200
Yards Lost Rushing	14	20
NET YARDS PASSING	430	406
Completions-Attempts-Int	29-48-0	29-35-0
Average Per Attempt	9.0	11.6
Average Per Completion	14.8	14.0
Passing Touchdowns	4	4
TOTAL OFFENSE YARDS	479	586
Total offense plays	68	68
Average Gain Per Play	7.0	8.6
Fumbles: Number-Lost	0-0	5-3
Penalties: Number-Yards	4-30	6-55
PUNTS-YARDS	5-226	1-66
Average Yards Per Punt	45.2	66.0
Net Yards Per Punt	44.0	46.0
Inside 20	3	0
50+ Yards	1	1
Touchbacks	0	1
Fair catch	0	0
KICKOFFS-YARDS	8-519	8-520
Average Yards Per Kickoff	64.9	65.0
Net Yards Per Kickoff	38.1	40.0
Touchbacks	7	8
Fair Catch Yards	0	0
Punt returns: Number-Yards-TD	0-0-0	3-6-0
Average Per Return	0.0	2.0
Kickoff returns: Number-Yds-TD	0-0-0	1-39-0
Average Per Return	0.0	39.0
Interceptions: Number-Yds-TD	0-0-0	0-0-0
Fumble Returns: Number-Yds-TD	0-0-0	0-0-0
Miscellaneous Yards	0	11
Possession Time	29:11	30:49
1st Quarter	7:56	7:04
2nd Quarter	3:26	11:34
3rd Quarter	8:44	6:16
4th Quarter	9:05	5:55
Third-Down Conversions	0 of 10	5 of 10
Fourth-Down Conversions	1 of 2	0 of 1
Red-Zone Scores-Chances	3-4	2-2
Touchdowns	3-4	2-2
Field goals	0-4	0-2
Sacks By: Number-Yards	1-11	2-10
PAT Kicks	5-5	6-6
Field Goals	2-3	1-2
Points off turnovers	17	0

Game 4

**South Carolina
LSU**

**24
52** **October 24, 2020
Tiger Stadium
Baton Rouge, LA
21,855**

LSU

RUSHING	Att.	Gain	Lost	Net	TD	Long
Tyrion Davis-Price	22	139	4	135	1	35
John Emery Jr.	18	90	2	88	1	14
TJ Finley	8	24	0	24	1	9
Max Johnson	2	19	0	19	0	12
Chris Curry	3	11	0	11	0	6
TEAM	1	0	1	-1	0	0
Totals...	54	283	7	276	3	35

PASSING	Att.	Comp	Int	Yds	TD	Long	Sacks
TJ Finley	21	17	1	265	2	51	0

RECEIVING	No.	Yds.	TD	Long
Terrace Marshall Jr.	6	88	2	51
Jaray Jenkins	3	76	0	36
Koy Moore	3	34	0	14
Arik Gilbert	2	27	0	21
Jontre Kirklin	2	21	0	11
Kayshon Boutte	1	19	0	19
Totals...	17	265	2	51

PUNTING	No.	Yds.	Avg.	Long	I20	TB
Totals...	0	0	0.0	0	0	0

FIELD GOALS	Att.	Made	Long	KICKS
Cade York	1	1	27	Made: 27

ALL RETURNS	Punts			Kickoffs			Interceptions		
	No.	Yds.	Lg.	No.	Yds.	Lg.	No.	Yds.	Lg.
Eli Ricks	0	0	0	0	0	0	1	45	45
Trey Palmer	0	0	0	2	118	93	0	0	0
Totals...	0	0	0	2	118	93	1	45	45

South Carolina

RUSHING	Att.	Gain	Lost	Net	TD	Long
Kevin Harris	12	129	3	126	2	49
Deshaun Fenwick	7	49	0	49	0	21
Luke Doty	1	6	0	6	0	6
Shi Smith	1	4	0	4	0	4
Collin Hill	8	10	26	-16	0	5
Totals...	29	198	29	169	2	49

PASSING	Att.	Comp	Int.	Yds.	TD	Long	Sacks
Collin Hill	22	12	1	234	1	57	5

RECEIVING	No.	Yds.	TD	Long
Keveon Mullins	2	101	0	57
Shi Smith	2	68	0	36
Deshaun Fenwick	2	19	0	10
Kevin Harris	2	13	0	14
Nick Muse	1	17	0	17
Dakereon Joyner	1	8	0	8
Josh Vann	1	5	1	5
Jalen Brooks	1	3	0	3
Totals...	12	234	1	57

PUNTING	No.	Yds.	Avg.	Long	I20	TB
Kai Kroeger	1	50	50.0	50	0	0

FIELD GOALS	Att.	Made	Long	KICKS
Parker White	4	1	45	Made: 45; Missed: 54, 40, 34

ALL RETURNS	Punts			Kickoffs			Interceptions		
	No.	Yds.	Lg.	No.	Yds.	Lg.	No.	Yds.	Lg.
Dakereon Joyner	0	0	0	1	17	17	0	0	0
Israel Mukuamu	0	0	0	0	0	0	1	56	56
Totals...	0	0	0	1	17	17	1	56	56

Finley, Defense Spark LSU Past South Carolina, 52-24

True freshman quarterback TJ Finley threw for 265 yards and two touchdowns while running back Tyrion Davis-Price added 135 yards to lead LSU past South Carolina, 52-24. Playing at home for the first time since the season opener four weeks prior, LSU (2-2) scored on the ground, through the air, on defense and on special teams to roll past South Carolina (2-3). After the Gamecocks cut LSU's 31-10 halftime advantage to two scores, LSU's Trey Palmer scored on a 93-yard kickoff return that broke a 39-year span between such touchdowns by LSU in Tiger Stadium. The most recent was by Eric Martin, 100 yards against Kentucky on Oct. 17, 1981. Finley, who became the eighth true freshman quarterback to start for LSU since World War II, completed 17-of-21 passes for 265 yards with an interception and two touchdowns to wide receiver Terrace Marshall Jr. Finley also ran for LSU's first touchdown - a 1-yarder midway through the first quarter. Marshall finished with six catches for 88 yards, while tying the program record for consecutive games with a receiving touchdown at seven. In addition to Davis-Price's career night, John Emery Jr. started and ran 18 times for 88 yards with a fourth-quarter 3-yard touchdown. Defensively, LSU true freshman cornerback Eli Ricks intercepted a pass for the third time in his four games as a Tiger, this time returning the pickoff 45 yards for a touchdown that put LSU ahead 31-10 just before halftime. Another true freshman, LSU defensive end BJ Ojulari, had three of LSU's five sacks, while seniors JaCoby Stevens and Jabril Cox led the Tigers with seven tackles each. The Tigers defense stiffened in its half of the field. LSU forced four field goal attempts - three were missed from the 37, 17 and 23-yard lines - and another turnover on downs at the LSU 41.

Scoring	1	2	3	4	F
SC	7	3	7	7	24
LSU	10	21	14	7	52

LSU	1Q	7:34	TJ Finley 1 yd run (Cade York kick)
SC	1Q	6:40	Kevin Harris 45 yd run (Parker White kick)
LSU	1Q	2:05	Cade York 27 yd field goal
LSU	2Q	11:14	Marshall Jr. 7 yd pass from TJ Finley (Cade York kick)
SC	2Q	5:22	Parker White 45 yd field goal
LSU	2Q	3:43	Marshall Jr. 51 yd pass from TJ Finley (Cade York kick)
LSU	2Q	2:43	Eli Ricks 45 yd interception return (Cade York kick)
SC	3Q	11:17	Kevin Harris 1 yd run (Parker White kick)
LSU	3Q	11:00	Trey Palmer 93 yd kickoff return (Cade York kick)
LSU	3Q	4:12	Tyrion Davis-Price 4 yd run (Cade York kick)
LSU	4Q	9:44	John Emery Jr. 3 yd run (Cade York kick)
SC	4Q	7:39	Josh Vann 5 yd pass from Collin Hill (White kick)

Team Stats	SC	LSU
FIRST DOWNS	17	29
Rushing	6	14
Passing	9	13
Penalty	2	2
NET YARDS RUSHING	169	276
Rushing Attempts	29	54
Average Per Rush	5.8	5.1
Rushing Touchdowns	2	3
Yards Gained Rushing	198	283
Yards Lost Rushing	29	7
NET YARDS PASSING	234	265
Completions-Attempts-Int	12-22-1	17-21-1
Average Per Attempt	10.6	12.6
Average Per Completion	19.5	15.6
Passing Touchdowns	1	2
TOTAL OFFENSE YARDS	403	541
Total offense plays	51	75
Average Gain Per Play	7.9	7.2
Fumbles: Number-Lost	0-0	1-0
Penalties: Number-Yards	7-55	10-79
PUNTS-YARDS	1-50	0-0
Average Yards Per Punt	50.0	0.0
Net Yards Per Punt	50.0	0.0
Inside 20	0	0
50+ Yards	1	0
Touchbacks	0	0
Fair catch	1	0
KICKOFFS-YARDS	5-307	9-561
Average Yards Per Kickoff	61.4	62.3
Net Yards Per Kickoff	27.8	38.2
Touchbacks	2	8
Fair Catch Yards	0	0
Punt returns: Number-Yards-TD	0-0-0	0-0-0
Average Per Return	0.0	0.0
Kickoff returns: Number-Yds-TD	1-17-0	2-118-1
Average Per Return	17.0	59.0
Interceptions: Number-Yds-TD	1-56-0	1-45-1
Fumble Returns: Number-Yds-TD	0-0-0	0-0-0
Miscellaneous Yards	0	0
Possession Time	22:26	37:34
1st Quarter	2:42	12:18
2nd Quarter	7:02	7:58
3rd Quarter	10:30	4:30
4th Quarter	2:12	12:48
Third-Down Conversions	3 of 10	8 of 10
Fourth-Down Conversions	1 of 2	1 of 1
Red-Zone Scores-Chances	2-4	5-5
Touchdowns	2-4	4-5
Field goals	0-4	1-5
Sacks By: Number-Yards	0-0	5-26
PAT Kicks	3-3	7-7
Field Goals	1-4	1-1
Points off turnovers	3	7

Game 5

LSU
Auburn

11
48
October 31, 2020
Jordan-Hare Stadium
Auburn, Ala.
17,490

LSU									
RUSHING									
	Att.	Gain	Lost	Net	TD	Long			
John Emery Jr.	9	24	3	21	0	6			
Chris Curry	3	9	1	8	0	8			
Max Johnson	7	17	12	5	0	6			
Tyrion Davis-Price	3	5	5	0	0	4			
TJ Finley	5	11	13	-2	0	5			
Totals...	27	66	34	32	0	8			
PASSING									
	Att.	Comp	Int	Yds	TD	Long	Sacks		
TJ Finley	24	13	2	145	0	24	2		
Max Johnson	24	18	0	172	1	43	2		
Totals...	48	28	2	315	1	43	4		
RECEIVING									
	No.	Yds.	TD	Long					
Arik Gilbert	6	55	0	17					
Racey McMath	5	51	0	22					
Terrace Marshall Jr.	4	28	0	13					
Koy Moore	3	24	0	12					
Kayshon Boutte	2	48	1	43					
Jaray Jenkins	2	30	0	18					
Jontre Kirklin	2	27	0	16					
Trey Palmer	1	24	0	24					
Chris Curry	1	10	0	10					
Tyrion Davis-Price	1	9	0	9					
Tory Carter	1	9	0	9					
Totals...	28	315	1	43					
PUNTING									
	No.	Yds.	Avg.	Long	I20	TB			
Zach Von Rosenberg	7	342	48.9	55	2	2			
Totals...	7	342	48.9	55	2	2			
FIELD GOALS									
	Att.	Made	Long	KICKS					
Cade York	2	1	50	Made: 50; Missed: 54					
ALL RETURNS									
	No.	Yds.	Lg.	No.	Yds.	Lg.	No.	Yds.	Lg.
Trey Palmer	0	0	0	3	85	33	0	0	0
Totals...	0	0	0	3	85	33	0	0	0
Auburn									
RUSHING									
	Att.	Gain	Lost	Net	TD	Long			
Bo Nix	11	81	0	81	1	21			
Tank Bigsby	15	79	8	71	2	26			
Eli Stove	3	21	0	21	0	12			
Shaun Shivers	5	18	0	18	0	6			
M. Richards	5	17	1	16	0	7			
Grant Loy	2	4	2	2	0	4			
A. Schwartz	1	1	0	1	0	1			
TEAM	2	0	4	-4	0	0			
Totals...	44	221	15	206	3	26			
PASSING									
	Att.	Comp	Int.	Yds.	TD	Long	Sacks		
Bo Nix	24	18	0	300	3	91	0		
Grant Loy	2	0	0	0	0	0	0		
Totals...	26	18	0	300	3	91	0		
RECEIVING									
	No.	Yds.	TD	Long					
Eli Stove	5	64	1	38					
A. Schwartz	4	123	1	91					
Seth Williams	4	71	0	28					
J.J. Pegues	3	29	0	16					
Ze'Vian Capers	1	9	1	9					
Shaun Shivers	1	4	0	4					
Totals...	18	300	3	91					
PUNTING									
	No.	Yds.	Avg.	Long	I20	TB			
Aidan Marshall	3	130	43.3	46	1	1			
Oscar Chapman	2	78	39.0	40	0	1			
Totals...	5	208	41.6	46	1	2			
FIELD GOALS									
	Att.	Made	Long	KICKS					
ALL RETURNS									
	No.	Yds.	Lg.	No.	Yds.	Lg.	No.	Yds.	Lg.
Eli Stove	1	11	11	0	0	0	0	0	0
N. Pritchett	0	0	0	0	0	0	1	48	48
Big Kat Bryant	0	0	0	0	0	0	1	0	0
M. Richards	1	18	18	0	0	0	0	0	0
Totals...	2	29	18	0	0	0	2	48	48

Turnovers Lead to Auburn Victory on The Plains

Auburn scored 21 points off three LSU turnovers as the homestanding Tigers came away with a 48-11 victory on Saturday afternoon on The Plains. With quarterback Myles Brennan against sidelined with an injury, LSU (2-3) turned to true freshmen TJ Finley and Max Johnson. Finley started the game and was 13-of-24 passing for 143 yards with two interceptions and a fumble that was returned for a touchdown. Johnson entered in the third quarter and finished the game 15-of-24 passing for 172 yards with a 43-yard touchdown pass to freshman wide receiver Kayshon Boutte in the fourth quarter. LSU struggled to run the ball, managing only 32 net yards on 27 carries. Auburn (4-2) was led by quarterback Bo Nix, who was 18-for-24 passing for 300 yards with three touchdowns including a 91-yard touchdown pass in the fourth quarter when the game was in-hand. Nix led Auburn with 81 rushing yards on 11 carries with a 5-yard scoring run in the third quarter. Anthony Schwartz had a game-high 123 yards including the long score, while Eli Stove had five catches for 64 yards with a touchdown. LSU has an open date on Nov. 7 before playing host to Alabama on Nov. 14. Kickoff between the Tigers and Crimson Tide is set for 5 p.m. CT on CBS. Fans are reminded to set clocks back one hour overnight, as daylight saving time ends.

Scoring		1	2	3	4	F
LSU		0	3	0	8	11
AU		0	21	21	6	48
AU	2Q	12:13	Eli Stove 9 yd pass from Bo Nix (Anders Carlson kick)			
AU	2Q	5:27	Christian Tutt 20 yd fumble recovery (Anders Carlson kick)			
AU	2Q	0:40	Ze'Vian Capers 9 yd pass from Bo Nix (Anders Carlson kick)			
LSU	2Q	0:00	Cade York 50 yd field goal			
AU	3Q	11:35	Bo Nix 5 yd run (Anders Carlson kick)			
AU	3Q	8:55	Tank Bigsby 2 yd run (Anders Carlson kick)			
AU	3Q	1:33	Tank Bigsby 3 yd run (Anders Carlson kick)			
AU	4Q	14:37	A. Schwartz 91 yd pass from Bo Nix (Anders Carlson kick failed)			
LSU	4Q	8:43	Kayshon Boutte 43 yd pass from Max Johnson (Max Johnson rush)			
Team Stats		LSU	AU			
FIRST DOWNS		20	23			
Rushing		2	12			
Passing		17	10			
Penalty		1	1			
NET YARDS RUSHING		32	206			
Rushing Attempts		27	44			
Average Per Rush		1.2	4.7			
Rushing Touchdowns		0	3			
Yards Gained Rushing		66	221			
Yards Lost Rushing		34	15			
NET YARDS PASSING		315	300			
Completions-Attempts-Int		28-48-2	18-26-0			
Average Per Attempt		6.6	11.5			
Average Per Completion		11.2	16.7			
Passing Touchdowns		1	3			
TOTAL OFFENSE YARDS		347	506			
Total offense plays		75	70			
Average Gain Per Play		4.6	7.2			
Fumbles: Number-Lost		1-1	1-1			
Penalties: Number-Yards		2-25	3-13			
PUNTS-YARDS		7-342	5-208			
Average Yards Per Punt		48.9	41.6			
Net Yards Per Punt		39.0	33.6			
Inside 20		2	1			
50+ Yards		4	0			
Touchbacks		2	2			
Fair catch		0	1			
KICKOFFS-YARDS		1-65	8-484			
Average Yards Per Kickoff		65.0	60.5			
Net Yards Per Kickoff		40.0	37.4			
Touchbacks		1	4			
Fair Catch Yards		0	12			
Punt returns: Number-Yards-TD		0-0-0	2-29-0			
Average Per Return		0.0	14.5			
Kickoff returns: Number-Yds-TD		3-85-0	0-0-0			
Average Per Return		28.3	0.0			
Interceptions: Number-Yds-TD		0-0-0	2-48-0			
Fumble Returns: Number-Yds-TD		0-0-0	1-20-1			
Miscellaneous Yards		0	0			
Possession Time		28:31	31:29			
1st Quarter		7:41	7:19			
2nd Quarter		8:30	6:30			
3rd Quarter		3:40	11:20			
4th Quarter		8:40	6:20			
Third-Down Conversions		5 of 17	8 of 13			
Fourth-Down Conversions		1 of 2	0 of 0			
Red-Zone Scores-Chances		0-0	5-6			
Touchdowns		0-0	5-6			
Field goals		0-0	0-6			
Sacks By: Number-Yards		0-0	4-25			
PAT Kicks		0-0	6-7			
Field Goals		1-2	0-0			
Points off turnovers		0	21			

2020 NUMERICAL ROSTER

NO.	NAME	POS.	CL.-EXP.	HT.	WT.	HOMETOWN (PREVIOUS SCHOOL)
1	Kayshon Boutte	WR	FR-HS	6-0	185	New Iberia, La. (Westgate HS)
1	Eli Ricks	CB	FR-HS	6-2	196	Rancho Cucamonga, Calif. (IMG Academy)
2	Arik Gilbert	TE	FR-HS	6-5	249	Marietta, Ga. (Marietta HS)
2	Dwight McGlothorn	CB	FR-HS	6-2	182	Houston, Texas (Klein Oak HS)
3	Tyrion Davis-Price	RB	SO-1L	6-1	232	Baton Rouge, La. (Southern Lab HS)
3	Andre Anthony	OLB	SR-2L	6-3	255	New Orleans, La. (Edna Karr HS)
4	John Emery Jr.	RB	SO-1L	5-11	215	St. Rose, La. (Destrehan HS)
4	Todd Harris Jr.	S	JR-2L	6-1	195	Maringouin, La. (Plaquemine HS)
5	Koy Moore	WR	FR-HS	6-0	174	Kenner, La. (Archbishop Rummel HS)
5	Jay Ward	CB	SO-1L	6-1	176	Moultrie, Ga. (Colquitt County HS)
6	Terrace Marshall Jr.	WR	JR-2L	6-3	200	Bossier City, La. (Parkway HS)
7	JaCoby Stevens	S	SR-3L	6-2	230	Murfreesboro, Tenn. (Oakland HS)
8	BJ Ojulari	LB	FR-HS	6-2	230	Marietta, Ga. (Marietta HS)
8	Tre Bradford	RB	FR-HS	6-0	190	Lancaster, Texas (Lancaster HS)
10	Jaray Jenkins	WR	SO-1L	6-4	194	Jena, La. (Jena HS)
10	Josh White	LB	FR-HS	6-0	215	Houston, Texas (Cy Creek HS)
11	TJ Finley	QB	FR-HS	6-6	242	Ponchatoula, La. (Ponchatoula HS)
11	Ali Gaye	DL	JR-TR	6-6	262	Edmonds, Wash. (Garden City CC)
12	Alex Adams	WR	FR-HS	6-0	196	Osyka, Miss. (South Pike HS)
12	Walker Kinney	QB	Fr-HS	6-2	223	Stilwell, Kan. (Blue Valley HS)
13	Jontre Kirklin	WR	SR-3L	6-0	184	Lutcher, La. (Lutcher HS)
14	Maurice Hampton Jr.	S	SO-1L	6-0	215	Memphis, Tenn. (Memphis University HS)
14	Max Johnson	QB	FR-HS	6-5	219	Watkinsville, Ga. (Oconee County HS)
15	Myles Brennan	QB	JR-2L	6-4	210	Long Beach, Miss. (St. Stanislaus HS)
16	AJ Aycock	QB	SO-SQ	6-4	217	Jonesboro, Ark. (The Academies at Jonesboro HS)
16	Devonta Lee	TE	SO-1L	6-2	224	Fluker, La. (Amite HS)
17	Racey McMath	WR	SR-2L	6-3	224	New Orleans, La. (Edna Karr HS)
18	Damone Clark	LB	JR-2L	6-3	245	Baton Rouge, La. (Southern Lab HS)
18	Chris Curry	RB	SO-1L	5-11	216	Lehigh Acres, Fla. (Lehigh HS)
19	Jabril Cox	LB	SR-TR	6-4	231	Kansas City, Mo. (Raytown South HS/North Dakota St.)
21	Jordan Toles	S	FR-HS	6-0	199	Baltimore, Md. (St. Frances Academy)
22	Zaven Fountain	S	SO-SQ	6-3	186	Marrero, La. (John Ehret HS)
23	Micah Baskerville	LB	JR-2L	6-1	231	Shreveport, La. (Evangel Christian Academy)
23	Corren Norman	RB	FR-RS	5-9	191	Broussard, La. (Lafayette HS)
24	Derek Stingley Jr.	CB	SO-1L	6-1	195	Baton Rouge, La. (Dunham School)
25	Cordale Flott	CB	SO-1L	6-1	165	Saraland, Ala. (Saraland HS)
26	Keenen Dunn	RB	SO-RS	5-11	183	Gonzales, La. (East Ascension HS/Indiana Wesleyan)
26	Darren Evans	DB	SR-TR	6-3	180	Baton Rouge, La. (Glen Oaks HS)
27	Josh Williams	RB	FR-RS	5-9	195	Houston, Texas (The Kinkaid School)
28	Nick Rocha	WR	FR-HS	6-1	164	Keller, Texas (Keller HS)
28	Lloyd Cole	CB	SR-1L	6-0	205	Bossier City, La. (Parkway HS/Grambling)
29	Raydarius Jones	CB	FR-1L	6-2	170	Horn Lake, Miss. (Horn Lake HS)
29	Ethan Laing	WR	FR-HS	5-11	176	Lafayette, La. (Lafayette Christian Academy)
30	Jack Mashburn	TE	FR-RS	6-2	218	Covington, La. (St. Paul's HS)
31	Cameron Lewis	S	SR-1L	6-1	195	Monroe, La. (Wossman HS)
32	Avery Atkins	PK	JR-2L	5-11	214	Auburn, Ala. (Auburn HS)
33	Trey Palmer	WR	SO-1L	6-0	180	Kentwood, La. (Kentwood HS)
34	Antoine Sampah	LB	FR-HS	6-1	205	Woodbridge, Va. (Woodbridge HS)
36	Cade York	PK	SO-1L	6-1	198	McKinney, Texas (Prosper HS)
37	Hunter Faust	LB	SO-SQ	6-0	216	New Orleans, La. (Jesuit HS)
38	Zach Von Rosenberg	P	SR-3L	6-5	245	Zachary, La. (Zachary HS)
39	Phillip Webb	LB	FR-HS	6-4	226	Buford, Ga. (Lanier HS)
39	Ezekeal Mata	PK	FR-HS	5-11	180	San Marcos, Calif. (Mission Hills HS)
41	Carlton Smith	LB	JR-1L	6-2	237	Houston, Texas (Lamar HS)
42	Aaron Moffitt	TE	JR-1L	6-2	237	Baton Rouge, La. (Catholic HS)
43	Ray Thornton	OLB	SR-3L	6-3	225	Killeen, Texas (Shoemaker HS)
43	Preston Stafford	PK	SO-SQ	5-10	174	Pontotoc, Miss. (Catholic HS)
44	Tory Carter	FB	SR-3L	6-0	244	Valdosta, Ga. (Lee County HS)
44	Dylan Thompson	OLB	FR-RS	6-1	265	Irving, Texas (Ranchview HS)
45	Stephen King	TE	SO-SQ	6-6	257	Alexandria, Va. (Hayfield Secondary School)
46	Charlie Drost	TE	FR-HS	6-4	236	Lake Charles, La. (St. Louis Catholic HS)
47	Nelson Jenkins III	DL	SO-SQ	6-4	300	Maringouin, La. (Plaquemine HS)
47	Max Peterson	SNP	FR-HS	5-11	213	Belmont, Mass. (Belmont Hill School)
48	Quentin Skinner	SNP	FR-RS	6-0	243	Buford, Ga. (Buford HS)
48	Sloan Wright	LB	FR-HS	6-1	236	Lafayette, La. (St. Thomas More HS)
49	Jansen Mayea	TE	SO-SQ	6-2	245	New Iberia, La. (Westgate HS)
53	Soni Fonua	OLB	JR-1L	6-3	268	Salt Lake City, Utah (East HS/Mesa CC)

ALPHABETICAL ROSTER

NO.	NAME	POS.
12	Alex Adams	WR
3	Andre Anthony	OLB
32	Avery Atkins	PK
16	AJ Aycock	QB
23	Micah Baskerville	LB
54	Aaron Benfield	LB
1	Kayshon Boutte	WR
75	Anthony Bradford	OL
8	Tre Bradford	RB
15	Myles Brennan	QB
44	Tory Carter	FB
55	Jarell Cherry	DE
18	Damone Clark	LB
28	Lloyd Cole	CB
19	Jabril Cox	LB
18	Chris Curry	RB
3	Tyrion Davis-Price	RB
76	Austin Deculus	OL
81	Nick Demas	WR
51	Charlie Drost	DE
74	Marcus Dumervil	OL
26	Keenen Dunn	RB
4	John Emery Jr.	RB
94	Joseph Evans	DL
26	Darren Evans	DB
92	Neil Farrell Jr.	DE
37	Hunter Faust	LB
11	TJ Finley	QB
25	Cordale Flott	CB
53	Soni Fonua	OLB
22	Zaven Fountain	S
88	Evan Francioni	WR
11	Ali Gaye	DL
2	Arik Gilbert	TE
90	Jacobian Guillory	DL
14	Maurice Hampton Jr.	S
64	Austin Harden	OL
4	Todd Harris Jr.	S
71	Xavier Hill	OL
57	Chasen Hines	OG
82	Brandon Hubicz	TE
70	Ed Ingram	OG
10	Jaray Jenkins	WR
47	Nelson Jenkins III	DL
14	Max Johnson	QB
29	Raydarius Jones	CB
45	Stephen King	TE
12	Walker Kinney	QB
13	Jontre Kirklin	WR
29	Ethan Laing	WR
16	Devonta Lee	TE
31	Cameron Lewis	S
59	Desmond Little	OLB
97	Glen Logan	DE
6	Terrace Marshall Jr.	WR
86	Michael Martin	WR
77	Marlon Martinez	OL
30	Jack Mashburn	TE
39	Ezekeal Mata	PK
49	Jansen Mayea	TE
2	Dwight McGlothorn	CB
17	Racey McMath	WR
42	Aaron Moffitt	TE
5	Koy Moore	WR
23	Corren Norman	RB

2020 NUMERICAL ROSTER

NO.	NAME	POS.	CL.-EXP.	HT.	WT.	HOMETOWN (PREVIOUS SCHOOL)
54	Aaron Benfield	LB	FR-RS	6-0	225	Thibodaux, La. (E.D. White Catholic HS)
55	Jarell Cherry	DE	SO-SQ	6-2	277	Dallas, Texas (Carter HS)
56	Liam Shanahan	OL	SR-TR	6-5	304	Marlborough, Mass. (Marlborough HS/Harvard)
57	Chasen Hines	OG	JR-2L	6-3	349	Marshall, Texas (Marshall HS)
58	Kardell Thomas	OL	FR-RS	6-3	326	Baton Rouge, La. (Southern Lab HS)
58	Jared Small	LB	JR-1L	5-10	209	Baton Rouge, La. (Catholic HS)
59	Desmond Little	OLB	FR-RS	6-5	218	Prichard, Ala. (Vigor HS)
61	Cameron Wire	OT	SO-SQ	6-6	311	Gonzales, La. (East Ascension HS)
64	Austin Harden	OL	FR-RS	6-1	286	Patterson, La. (Patterson HS)
67	Spencer Payne	OL	FR-HS	6-2	292	Castroville, Texas (Medina Valley HS)
69	Charles Turner	OL	FR-RS	6-5	287	Canton, Ohio (IMG Academy)
70	Ed Ingram	OG	JR-2L	6-3	315	DeSoto, Texas (DeSoto HS)
71	Xavier Hill	OL	FR-HS	6-3	307	Olive Branch, Miss. (Olive Branch HS)
74	Marcus Dumervil	OL	FR-HS	6-5	310	Lauderdale Lakes, Fla. (St. Thomas Aquinas HS)
75	Anthony Bradford	OL	FR-RS	6-5	365	Muskegon, Mich. (Muskegon HS)
76	Austin Deculus	OL	SR-3L	6-6	331	Mamou, La. (Cy-Fair HS)
77	Marlon Martinez	OL	FR-HS	6-4	325	Fort Lauderdale, Fla. (St. Thomas Aquinas HS)
78	Thomas Perry	OL	FR-RS	6-6	329	Lafayette, La. (Teurlings Catholic HS)
81	Nick Demas	WR	FR-HS	5-11	202	Noblesville, Ind. (Guerin Catholic HS)
82	Brandon Hubicz	TE	FR-RS	6-1	202	Baton Rouge, La. (Catholic HS)
85	Nick Storz	TE	SO-RS	6-5	260	Brooklyn, N.Y. (Poly Prep Country Day HS)
86	Michael Martin	WR	SO-SQ	5-10	185	Weslaco, Texas (University HS)
87	Kole Taylor	TE	FR-HS	6-7	243	Grand Junction, Colo. (Central HS)
88	Evan Francioni	WR	SO-SQ	5-11	194	River Ridge, La. (Archbishop Rummel HS/New Orleans)
90	Jacobian Guillory	DL	FR-HS	6-2	344	Alexandria, La. (Alexandria Senior HS)
92	Neil Farrell Jr.	DE	SR-3L	6-4	319	Mobile, Ala. (Murphy HS)
94	Joseph Evans	DL	FR-1L	6-1	310	Haynesville, La. (Haynesville HS)
96	Eric Taylor	DL	FR-HS	6-4	313	Trussville, Ala. (Hewitt-Trussville HS)
97	Glen Logan	DE	SR-3L	6-3	339	Kenner, La. (Destrehan HS)
99	Jaquelin Roy	DL	FR-HS	6-4	302	Baton Rouge, La. (University Lab HS)

* Roster as of Sept. 10, 2020. Please check LSUsports.net for the latest roster.

ALPHABETICAL ROSTER

NO.	NAME	POS.
8	BJ Ojulari	LB
33	Trey Palmer	WR
67	Spencer Payne	OL
78	Thomas Perry	OL
47	Max Peterson	SNP
1	Eli Ricks	CB
28	Nick Rocha	WR
99	Jaquelin Roy	DL
34	Antoine Sampah	LB
56	Liam Shanahan	OL
48	Quentin Skinner	SNP
58	Jared Small	LB
41	Carlton Smith	LB
43	Preston Stafford	PK
7	JaCoby Stevens	S
24	Derek Stingley Jr.	CB
85	Nick Storz	TE
96	Eric Taylor	DL
87	Kole Taylor	TE
58	Kardell Thomas	OL
44	Dylan Thompson	OLB
43	Ray Thornton	OLB
21	Jordan Toles	S
69	Charles Turner	OL
38	Zach Von Rosenberg	P
5	Jay Ward	CB
39	Phillip Webb	LB
10	Josh White	LB
27	Josh Williams	RB
61	Cameron Wire	OT
48	Sloan Wright	LB
36	Cade York	PK

Pronunciation Guide

PLAYERS

Kayshon Boutte	Kay-shawn Boo-tay
Jabril Cox	Juh-bril
Marcus Dumervil	Do-mer-ville
Evan Francioni	Fran-chē-ō-nē
Ali Gaye	Ah-lē, like the boxer
Arik Gilbert	A-Rick
Jacobian Guillory	Juh-cō-bē-an
Xavier Hill	z-sound in Xavier
Brandon Hubicz	Hue-bix
Jansen Mayea	My-ā-uh, hard a
Dwight McGlothern	Muh-glock-ern
BJ Ojulari	Ō-juh-lar-ē
Jaquelin Roy	Juh-qway-lin
Liam Shanahan	Lē-um

COACHES

Scott Linehan	Lin-uh-han
Greg McMahon	Mick-man
Ed Orgeron	O-zhure-on

Listen to all pronunciations on the roster page at LSUsports.net/football