



A movie poster for 'Need for Speed'. The top half features the silhouettes of five men against a bright, hazy sky. The man in the center has long dark hair, while the man to his right has a long beard and a baseball cap. Below them, the title 'NEED FOR SPEED' is written in a large, bold, blue, italicized font with a 'TM' trademark symbol. The bottom half of the poster shows a high-speed race at night. A green Porsche Carrera GT is in the foreground, its headlights on and tires kicking up smoke. Behind it is a red Ford Mustang with 'SPEED RACERS' and '8888' on its side. The background shows a city skyline with lights and motion blur on the road.

# NEED FOR SPEED™



# CONTENTS

COMPLETE CONTROLS .....	02	MAP .....	16
<b>NEED FOR SPEED</b> IS BACK .....	05	COPS .....	17
GAME MENUS .....	05	COLLECTIBLES .....	18
WELCOME TO VENTURA BAY .....	07		

## COMPLETE CONTROLS

### PC CONTROL INFORMATION

*Need for Speed™* on PC allows you to play the game on a variety of control devices. For the best experience, we recommend using the Xbox One Wired Controller. The controls listed throughout the manual assume that you are using an Xbox One Wired Controller.

If you are a keyboard player, *Need for Speed* on PC also allows you to see keyboard icons/keys in-game. This defines your default control device. If you have an Xbox One Wired Controller, press **A** at this point.

# KEYBOARD CONTROLS

In *Need for Speed*, you can choose to use keyboard to play the game. This design allows for keyboard players to experience the thrill of pushing limits, escaping the cops, and outracing rivals.

**NOTE:** To reconfigure your default controls configuration, select CONTROLS in the Settings menu.


















## DEFAULT CONTROLS

<b>Steering</b>	left arrow/right arrow
<b>Accelerate</b>	<b>W</b>
<b>Brake</b>	<b>S</b>
<b>Reverse</b>	<b>S</b> (hold)
<b>Boost/Nitro</b>	left <b>SHIFT</b>
<b>Engine off</b>	<b>X</b>
<b>E-brake</b>	<b>SPACEBAR</b>
<b>Manual gear up</b> (when manual gears is active)	<b>E</b>
<b>Manual gear down</b> (when manual gears is active)	<b>Q</b>
<b>Change camera</b>	<b>C</b>
<b>Cellphone answer</b>	<b>PAGE UP</b>
<b>Activate</b>	<b>PAGE DOWN</b>
<b>Rotate camera</b>	<b>A/D</b> /arrow down
<b>Snapshot</b>	<b>PRT SCN</b>
<b>Wrap editor help menu</b> (while in the Garage)	<b>TAB</b>
<b>Skip music track</b>	<b>T</b>
<b>Map</b>	<b>O</b>
<b>Need for Speed™ Network menu</b>	<b>BACKSPACE</b>
<b>Cellphone</b>	<b>TAB</b>

# GAME CONTROLS

**NOTE:** The control instructions in this manual refer to the Xbox One Wired Controller configuration.

**NOTE:** To reconfigure your default controls configuration, select CONTROLS in the Settings menu.

DEFAULT CONTROLS	
Steering	
Accelerate	
Brake	
Reverse	 (hold)
Boost/Nitro	
Engine off	 (hold)
E-brake	
Manual gears	 / 
Change camera	
Cellphone answer	
Activate	
Rotate camera	
Rotate camera (when manual gears is active)	
Snapshot	
Wrap editor help menu (while in the Garage)	<b>Menu</b> button
Skip music track	 (hold)
Map	
<i>Need for Speed</i> Network menu	<b>View</b> button
Cellphone	<b>Menu</b> button

# NEED FOR SPEED IS BACK

*Need for Speed* brings you the most authentic racing simulation in an open world environment. Explore this driver-centric world filled with non-stop action as you conquer Ventura Bay, a nocturnal open world where the fun starts when the city sleeps.

The Police Department is tracking down Ventura Bay street racers. Meet those racers yourself by earning enough Reputation Points (REP) through competing in events and exploring the city. Race against rivals and friends alike, and build the car of your dreams—Ventura Bay is your playground.

**NOTE:** All *Need for Speed* gameplay requires a connection to the EA servers.

## GAME MENUS

### NEED FOR SPEED NETWORK MENU

Press Press the **View** button during gameplay to enter the *Need for Speed* Network menu.

#### Play

Jump right into the nighttime action of Ventura Bay.

#### Daily Challenges

View and complete new Daily Challenges to earn various rewards.

#### Crew Play

Create groups, and play with your friends.

#### Players You May Know

Find new friends from the NFS Community.

#### My NFS

View your stats and compare them with friends.

#### Snapshots

View, like, and kickback snapshots you and your friends have taken.





#### News Feed

View the latest news from your friends and the NFS Community.

# CELLPHONE

Press the **Menu** button during gameplay to enter the Cellphone menu. The current objective and requirements for earning REP are displayed here, as well as your cash totals, active objectives, and Daily Challenges. Your Cellphone Apps include:


## Map

View the map on a larger scale. Pull  to zoom out, pull  to zoom in, or move  to view other sections of the city. You can also bring up the map by pressing  at any time during gameplay.

## Messages

View and listen to voicemails from your Crew. They know all about the latest happenings in the city, so check back for messages often.

## REP

View your REP Level. Press  to view recent notifications and unlocked items.

## Jump To Garage

Easily return to your Garage with a press of a button.

## Restart Event

Restart the event you are currently participating in.

## Abandon Event

Leave your current event and lose any uncollected REP.

**NOTE:** If you restart an event, all other participating live players will be excluded.

# WELCOME TO VENTURA BAY

Discover this rich open world environment, from tightly-packed streets downtown to sweeping valley roads, and seek the thrill of the chase in police hotspots throughout the industrial district.

Explore it, race it, and own it.



# FIVE WAYS TO PLAY

*Need for Speed* introduces Five Ways to Play—Speed, Style, Build, Crew, and Outlaw. Combine all five to create that perfect *Need for Speed* moment: Driving insanely fast and sliding through a corner in your customized ride, with your friends in tow and the cops on your tail.

**NOTE:** Narrative paths are linear and can be played at any time or pace, in any order, and for any duration.

## SPEED

Speed is the connection that exists between car and driver that is only present at top speeds. Keep your nerve and never lift off the gas.

## STYLE

Send your car into a corner sideways with ultimate precision and style. Feel the freedom of that split second as your tires leave the ground. Express yourself through driving.

## BUILD

Take your car to the extreme through both visual and performance modification. Improve, personalize, and shape your cars into your own vision.

## CREW

Ride with your Crew and put your faith in them as your bumpers and fenders come within inches of one another. Never hit the streets alone.

## OUTLAW

Become an Outlaw by pushing the limits and escaping from the cops—the higher the risk, the greater the reward.

# EVENTS

The game consists of three events—Drift, Race, and Spontaneous. All events can be played with AI and other online players.

## GAME SCREEN - EVENTS

Checkpoint

Mini-map

Game mode information

Speedometer



# DRIFT

Drift Events aren't about who finishes first, they're about who finishes with the most drift points—the longer and more extreme the drift is, the more drift points the driver earns. A good driver is clean and precise, avoids collisions, and drifts all the time with extreme angles while remaining in the Drift Zone.

**NOTE:** Collisions will abort your current/active drift and cause you to lose those uncollected points.

## DRIFT CONTEST

Drift close to walls and obstacles with extreme angles and high speed while avoiding collisions to earn a higher drift score than your opponents.

## DRIFT TRIAL

Drive along a route through a number of mandatory checkpoints and collect drift points based on your drift speed and angles. Follow the route and hit drift targets to increase your drift score. Your total drift points are compared against the pre-set target values.

## GYMKHANA

This circuit has a number of mandatory checkpoints that typically run on an obstacle course-like environment. Aim for great drifts, and avoid collisions to collect all drift points.

## DRIFT TRAIN

Drift the route cooperatively as a pack of cars through a number of mandatory checkpoints. To obtain drift points, you must stay close to other racers as you drift along the route.

## TOUGE

Drive through canyon environments with mandatory checkpoints, and use your drifting and racing skills strategically to succeed. Make great drifts while competing for the lead position. Hit checkpoints in a timely manner to avoid disqualification.

# RACE

Race Events have mandatory checkpoints and typically take place on main roads with larger streets.

## TIME TRIAL

Set the best possible target time going from point A to point B while hitting each checkpoint. Drive fast and clean to excel through small margins and challenging routes as you race against the clock. Although there are no penalties for collisions, try to avoid traffic and obstacles to keep your speed up.

## TIME ATTACK

Set the best lap time on a short circuit. This timed event lasts for a determined period of time—drive as many laps as you can! Final results are based on your best lap time, so even one good lap can be enough to win.

## SPRINT RACE

Be the first to cross the finish line in a Sprint Race. Strategize clean and precise approaches, and use the route to your benefit as you try to overtake opponents.

## CIRCUIT RACE

Overtake your opponents throughout multiple laps and race to the finish line. Quickly learn the route to skillfully gain the lead over your competition.

# SPONTANEOUS

Spontaneous Events occur anywhere in the world, and at any time when one driver initiates a challenge and the other accepts it.

## SPONTANEOUS SPRINT RACE

Be the first to get from point A to point B without any checkpoints—take any path to the finish line. Results are determined by finishing order.

## SPONTANEOUS DRIFT RACE

Drift from point A to point B through checkpoints that dictate the route. Like all other Drift Events, focus on earning the higher drift score rather than reaching point B first. Results are determined by total drift score.

## SPONTANEOUS OUTRUN

Win the most matches by outrunning your opponents on dynamic routes that never end; routes are created dynamically as the event progresses. Pull 250 meters ahead to win the match.

SPONTANEOUS CHALLENGE CONTROLS	
Initiate challenge	RB
Send Race challenge	X
Send Drift challenge	Y
Send Outrun challenge	A
Decline/Cancel challenge	B

# YOUR GARAGE

You can store a maximum of five cars in your Garage. Select an empty spot to buy a new car, or select a car you already own to customize it, sell it, or take it out for a spin.

## PARTS INBOX

You'll earn and unlock new parts for your car as rewards for completing events and daily challenges. Rewarded items are added to your Parts Inbox for you to claim and use.

## CUSTOMIZATION

Select a car and customize its appearance and performance. You can carry out deep customization on each and every car in the game. Create something unique that represents your style and fits your driving needs.

## PAINT & WRAP

Add vector stickers, text, paint, and decals to make your car stand out in the crowd. Press the **Menu** button to access the Wrap Editor Help menu.

## VISUAL CUSTOMIZATION

From the tires to the bumpers, the mirrors to the lights, pinpoint specific sections of your car and make it look exactly how you envision it.

## PERFORMANCE CUSTOMIZATION

Upgrade and swap out various internal mechanisms of your car to give yourself a competitive edge. Depending on your needs, you might install Forced Induction, tweak your Nitro, fit a new clutch, or upgrade the engine.

## HANDLING/TUNING

Modify air pressure, suspension, Nitro, differentials, handling style, driving aids, and steering to ensure your car handles exactly the way you want.

# MAKE/MODEL

Car restricted events require you to drive a particular make or model. There are a variety of classic and powerful cars you can purchase or acquire:

## ACURA

RSX-S

## BMW

M2

M3 E46

M3 E92

M3 Evolution II E30

M4

## CHEVROLET

Camaro Z28

Corvette Z06

## DODGE

Challenger SRT8

Viper SRT

## FERRARI

458 Italia

F40

## FORD

Focus RS

Mustang (1965)

Mustang BOSS 302

Mustang Foxbody

Mustang GT

## HONDA

Civic Type-R

NSX Type-R

S2000

## LAMBORGHINI

Aventador LP 700-4

Diablo SV

Huracán LP 610-4

Murciélago LP 670-4 SV

## LOTUS

Exige S

## MAZDA

MX-5 (1996)

MX-5 (2015)

RX-7 Spirit R

## MCLAREN

570S

## MERCEDES-BENZ

AMG GT

## MITSUBISHI

Lancer Evolution MR

## NISSAN

180sx Type X

Fairlady 240ZG

GT-R Premium

Silvia Spec-R

Skyline GT-R KP6G10

Skyline GT-R V-Spec (1993)

Skyline GT-R V-Spec (1999)

## PORSCHE

911 Carrera RSR 2.8

911 Carrera S (991)

911 Carrera S (993)

911 GT3 RS (991)

Cayman GT4

## SCION

FR-S

## SUBARU

BRZ Premium

Impreza WRX STI

## TOYOTA

GT86

Sprinter GT Apex

Supra SZ-R

## VOLKSWAGEN

Golf GTI

## VOLVO

242

# PROGRESSION AND SCORING

Progress through the immersive narrative and raise your REP Level to earn rewards and unlock new items.

## NARRATIVE EVENTS

There are five narrative progression paths you can complete in any order, at any time. Find them via the colored icons on the map; sometimes the icons take time to appear, so keep an eye out for them! They consist of cutscenes or challenges.

## OPEN WORLD EVENTS

As your REP Level increases, new events will become accessible all over Ventura Bay. These events take place separate from the narrative and are great opportunities to earn cash and further grow your REP.

## REPUTATION POINTS (REP)

### EARN REP

You can earn REP in various ways. While driving around the city, actions like drifting, jumping, speeding, and near misses will earn you small amounts of REP, while large amounts can be earned by completing narrative and open world events.


### REP LEVEL

Your REP Level is determined by the total number of REP you've earned. Increasing your REP Level unlocks new visual and performance parts that can be purchased in your Garage.

## GETTING CASH

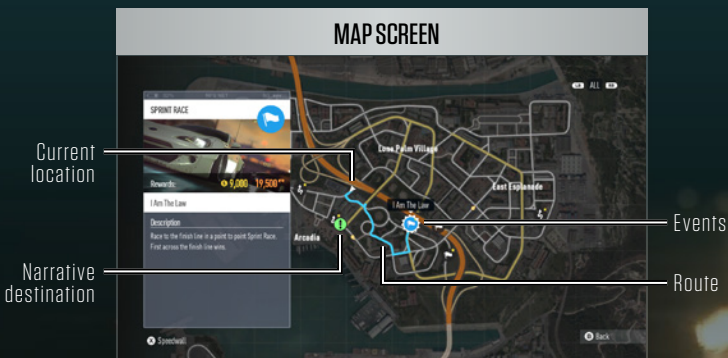
Cash is earned in three ways: by completing narrative events, by participating in races and competitions, or by completing Daily Challenges. Spend cash to buy new cars or upgrade them with new performance or visual parts. You can also pay off fines if the cops bust you.

## CALLS, TEXTS, AND VOICE MESSAGES

Along with map icons, you can find more events and races through the contacts on your Cellphone. Keep an eye out for incoming texts and calls, and press  to answer.

# MAP

Ventura Bay is made up of six districts: Crescent Mountains, Burnwood, Royal Park, South Port, Franklin Terrace, and El Rey. Pull out your map (📍) to navigate your way through the city, or use it to find new events marked by icons. You can find crew members riding through the streets here as well.



## MAP ICONS

Want to locate the closest event? Highlight an icon to view its information, and when you've found what you're looking for, click your desired destination to set a waypoint or even spawn directly to it. You can also view other players driving around Ventura Bay.

## MINI-MAP

Your heads up display (HUD) includes a GPS-driven mini-map on the lower left corner of the screen. The mini-map shows nearby crew members, rivals, current routes, cops in pursuit of you, and even hidden events such as Donut Spots and "Free" Parts that you can't find on your main map.

**NOTE:** Cop positions generally do not appear on your mini-map or during the cooldown period while attempting to escape, so stay alert!

# COPS

The cops are prowling the streets of Ventura Bay, sometimes waiting in hiding, to take down any illegal activities they can find. If you're abiding the laws, they'll leave you alone—but if you do anything out of line, prepare to pay the price or make a run for it.

## PURSUIT

Pursuits are targeted on drivers breaking traffic laws and driving dangerously. Cops are more than happy to disrupt your joyride or event, and there are only two outcomes in a pursuit—escape or get busted.

## FINES AND BUSTING

Illegal actions in pursuits accrue a total fine amount. These actions are either speed violations or property damage, including damage to cop cars. If your fine is currently under \$500, then you have the choice to pay the fine outright by pressing **PA**, or you can make a break for it—but once you run, there's no turning back. Your fine will be nullified if you escape, but if you get busted, you'll have to pay the total fine and you'll respawn back in your Garage.

**NOTE:** Once your fine exceeds \$500, you can no longer choose to simply pay the fine and you'll have to make a break for it.

## ESCAPING FINES

If you decide to make a run for it, there are two ways to get away—drive as fast and as far away from the cops as you can, or hide from them. Park in an inconspicuous area, turn off your engine by holding **B**, and hope that you are unnoticed when they drive by. The cop chase will then enter a cooldown period. If you get caught before the cooldown period ends, the pursuit resumes and your fine increases. Avoid the cops within that time and your chase will be called off—keep your cash and earn REP.

# COLLECTIBLES

From Wins to “Free” Parts, Vista Points to Donut Spots—there is a lot to find out there.

## BEAT EACH CAR MODEL IN A RACE

Beat every car model in a Spontaneous Event to complete this collectible category.

## HIDDEN ITEMS

Be on the lookout for hidden collectibles throughout Ventura Bay. Keep an eye on your map for “Free” Parts, Vista Points, and Donut Spots.

### “FREE” PARTS

It doesn't hurt to pick up spare parts from unattended vehicles. Collected parts are stored in your Garage to use on your own vehicles.

### VISTA POINTS

Enjoy the scenery from these off-the-grid areas.

### DONUT SPOTS

Donut Spots provide you with the right amount of space for that perfect donut and allow you to rack up extra REP. The cops aren't fans of this type of donut, so prepare for a quick escape if they spot you.