
NETSUITE FOR SOFTWARE & HIGH TECH COMPANIES

Kimberly Odom, Director of Industry Marketing

Carrie Augustine, Software Vertical Market Expert

February 24, 2016

Cautionary Note: Forward Looking Statement

This presentation contains “forward-looking” statements that involve risks and uncertainties and assumptions. These statements are based on information available to NetSuite management at the time of this presentation.

Actual results could differ materially from our current expectations as a result of many factors, including, but not limited to, risks associated with quarterly fluctuations in our business and results of operations; current macro-economic conditions and the possibility they could deteriorate; changes in business plans of our SuiteCloud partners and other strategic partners; and the effects of competition¹. These and other risks and uncertainties associated with our business are described in our most recently filed annual report on Form 10-K for the year ending 12/31/15² and any subsequently filed reports on Form 10-K, 10-Q or 8-K. These filings are available on the SEC’s website at www.sec.gov and on NetSuite’s website at www.netsuite.com.

We assume no obligation and do not intend to update any forward looking statements. Customers who purchase our services should make sure the decisions are based on features that are currently available. Please be advised that any unreleased services or features from NetSuite that are not currently available may not be delivered on time, or at all.³

(1)These factors should be tailored to the specific forward looking statements in the presentation.

(2)This date needs to be updated to refer to the year for which the most recent 10-K has been filed or else remove the reference to the date.

(3)This language can be removed from internal presentations where no customers or prospects will be present like the internal all hands presentation (but there is no harm if it is left in).

NETSUITE #1 CLOUD ERP

- First Cloud ERP - founded in 1998
- Publicly-traded on NYSE – 'N'
- More than 5,000 employees
- \$741m revenue in FY15
- Grown by 30%+ in each of the last 14 consecutive quarters
- Used by 30,000+ organizations
- Used in 160+ countries
- 400+ new clients in the last quarter
- Accumulated best practice reduces time to value
- 40+ recent IPOs run NetSuite



BUILT FOR HIGH TECH

VERTICAL FOCUS

- 1,300+ software/high tech industry customers
- Dedicated software industry experts in:
 - Implementation
 - Account Management
 - Support
 - Product Management
 - Executive team

SPECIFIC FUNCTIONALITY

- Revenue Recognition
- Subscription and Contract Management
- SOX Controls
- Billing
- Resource Management
- Project Management
- Time & Expense
- Issue Tracking

LEADING CUSTOMERS



+ Over 1,300 companies; start-ups to mature public companies

BUSINESSES IMPROVEMENTS AT TECH COMPANIES LIKE YOURS

 Business Visibility	360° Visibility & Actionable Insight	↑ Increased 50% – 80%
 Financial Management	Time Required for Compliance Support	↓ Decreased 25% – 45%
	Reporting Time and Resources	↓ Reduction 60% – 90%
	Time to Close Financial Books	↓ Reduced 40% – 70%
 Sales & Support	Order Processing Efficiency	↑ Improved 45% – 75%
	Customer Support Capacity	↑ Increased 25% – 60%
 Professional Services	Professional Services Productivity	↑ Improved 40% – 65%
	Invoice Management	↑ Improved 45% – 75%
 IT Management	IT Support Resource Costs	↓ Reduction 45% – 70%
	Business Continuity/Disaster Recovery Costs	↓ Reduced 35% – 50%

KPI improvements are based on discussions with NetSuite software industry customers. SL Associates

TOMORROW'S TECH LEADERS RUN NETSUITE TODAY

56



of the JMP Hot 100 private software companies

40+ IPO

Recent tech industry IPOs ran on NetSuite

94%

of Bessemer's 'Next Cloud Unicorns'



25

WSJ 'Billion Dollar' Start-Ups

THE WALL STREET JOURNAL.

#1 CLOUP ERP POWERING THE SOFTWARE INDUSTRY



SOLUTION DEMONSTRATION



AGENDA

1.

NetSuite Overview

- System Architecture / Roles / Navigation / Dashboards
- Customer 360

2.

Automating Order to Cash

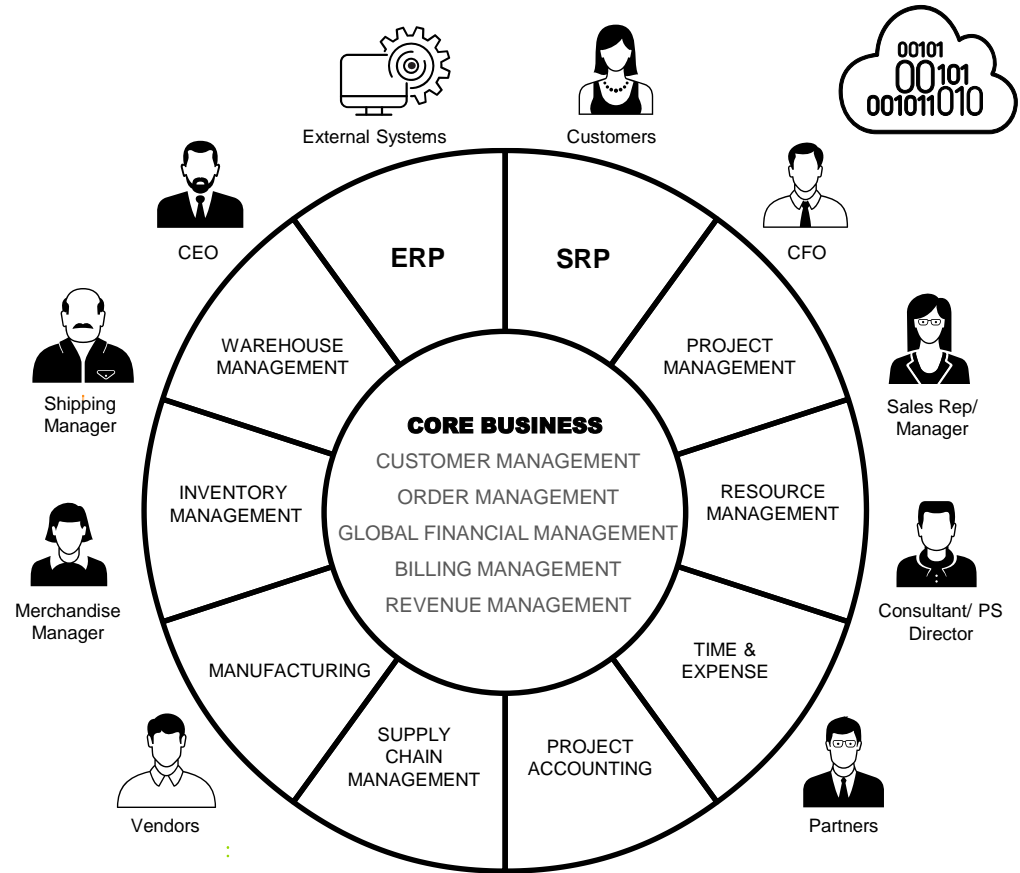
- Order Management / Billing / Revenue Recognition and Reporting
- Renewals Management

3.

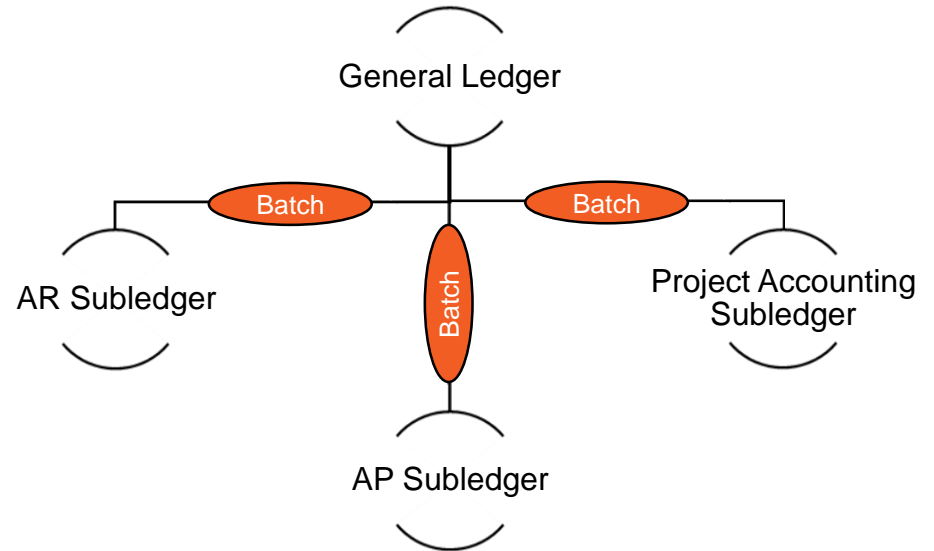
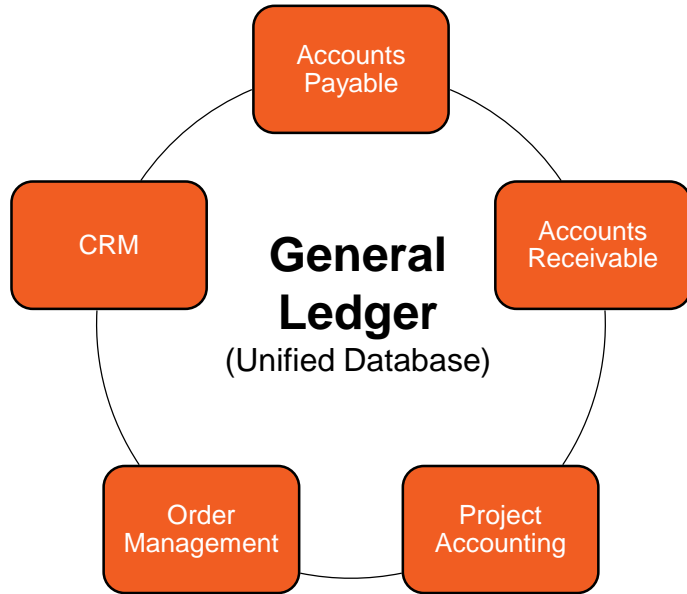
Global Financial Accounting and Reporting

- Consolidated Reporting / Multi-Company and FX Management
- GL setup / Reporting

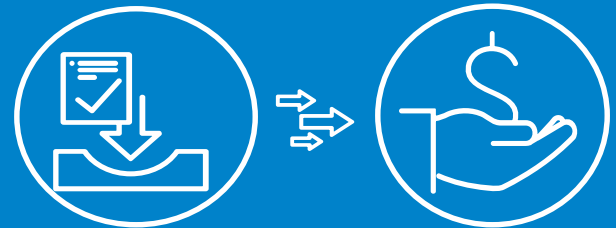
ONE PLATFORM



NetSuite Data Model vs Legacy ERP Data Model



ORDER TO CASH



CUSTOMER SATISFACTION THROUGH OPERATIONAL EXCELLENCE

**Drive
Efficiency &
Effectiveness
through
Automation**

**Invoice
Customers
Near Real
Time**

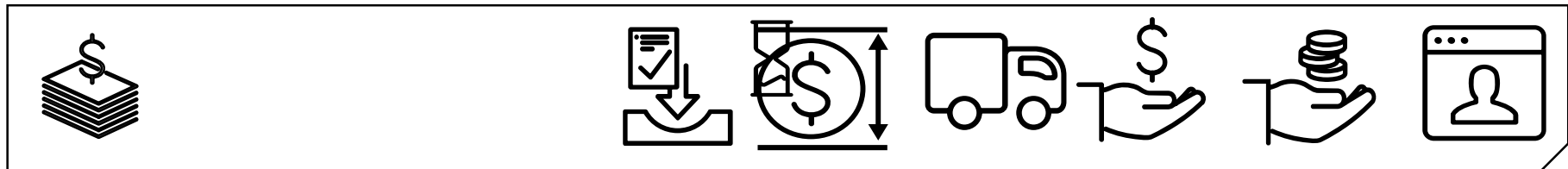
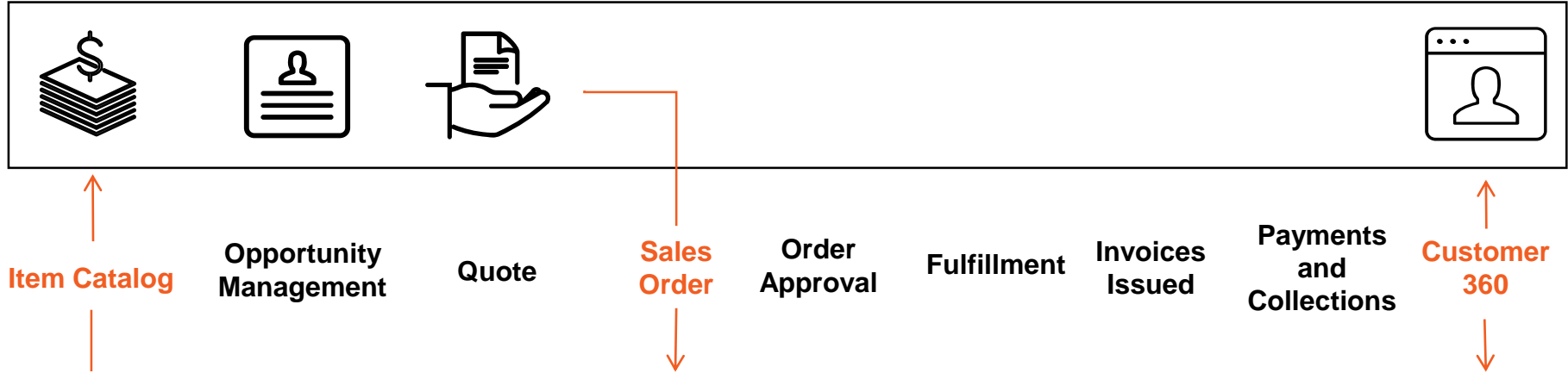
**Drive Timely
Cash
Collection**

**Leverage
Technology to
Drive
Transparency**

Process Flow



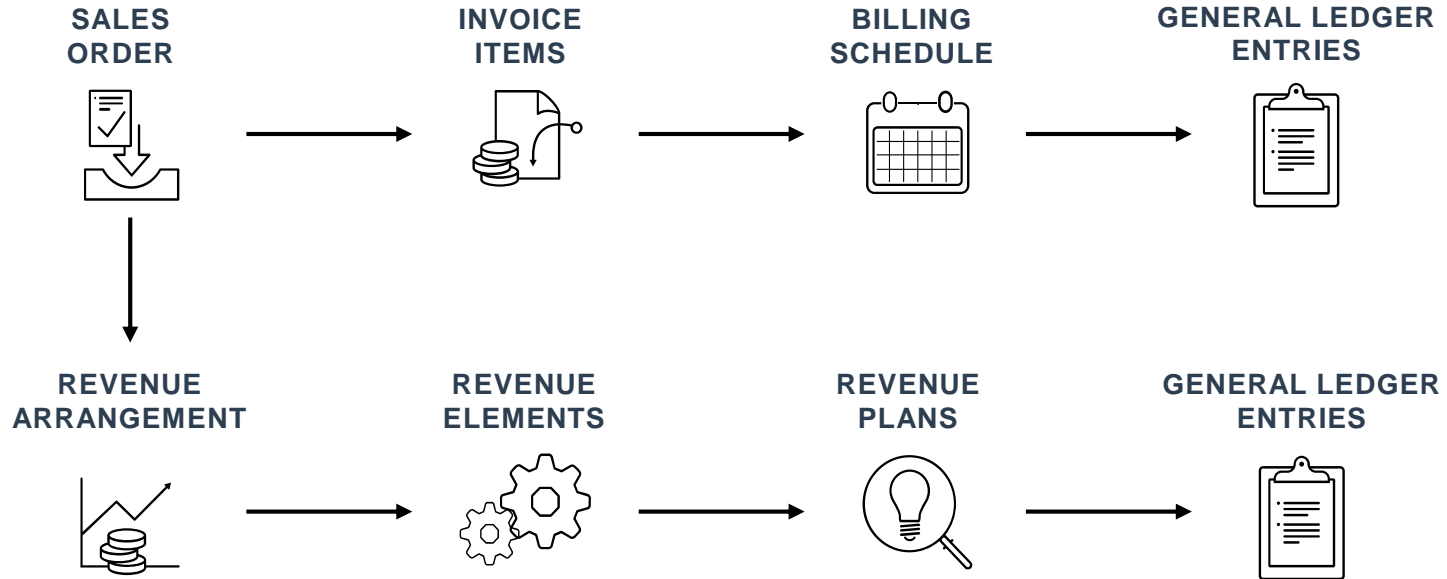
Salesforce CRM



NetSuite ERP



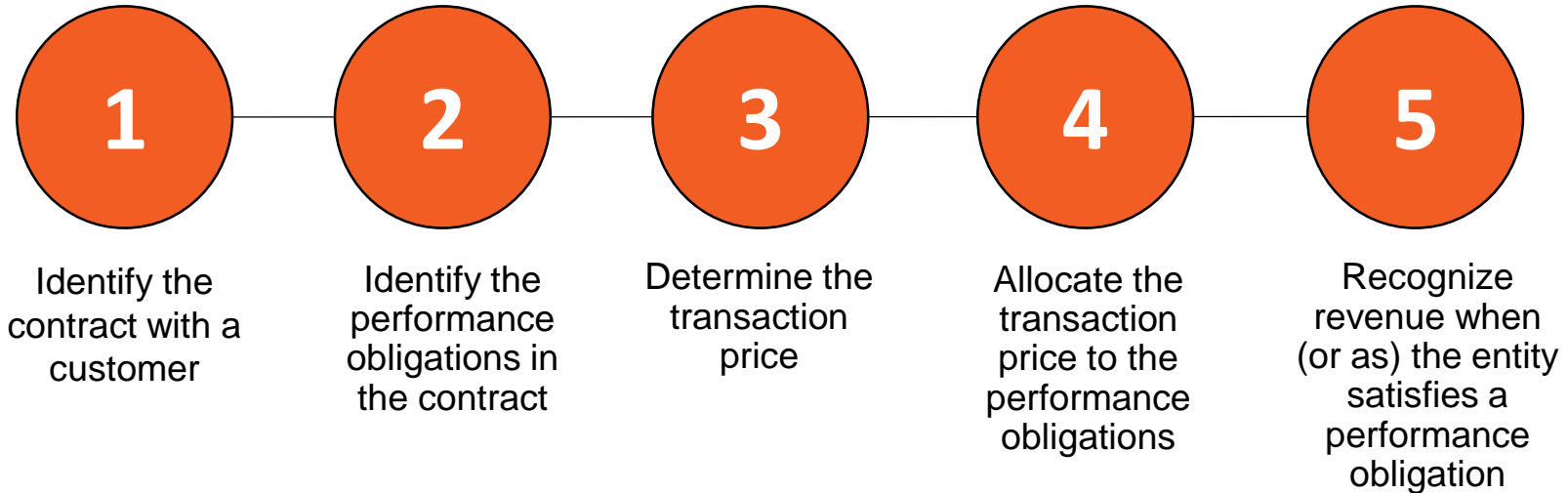
Billing and Revenue Recognition Workflow



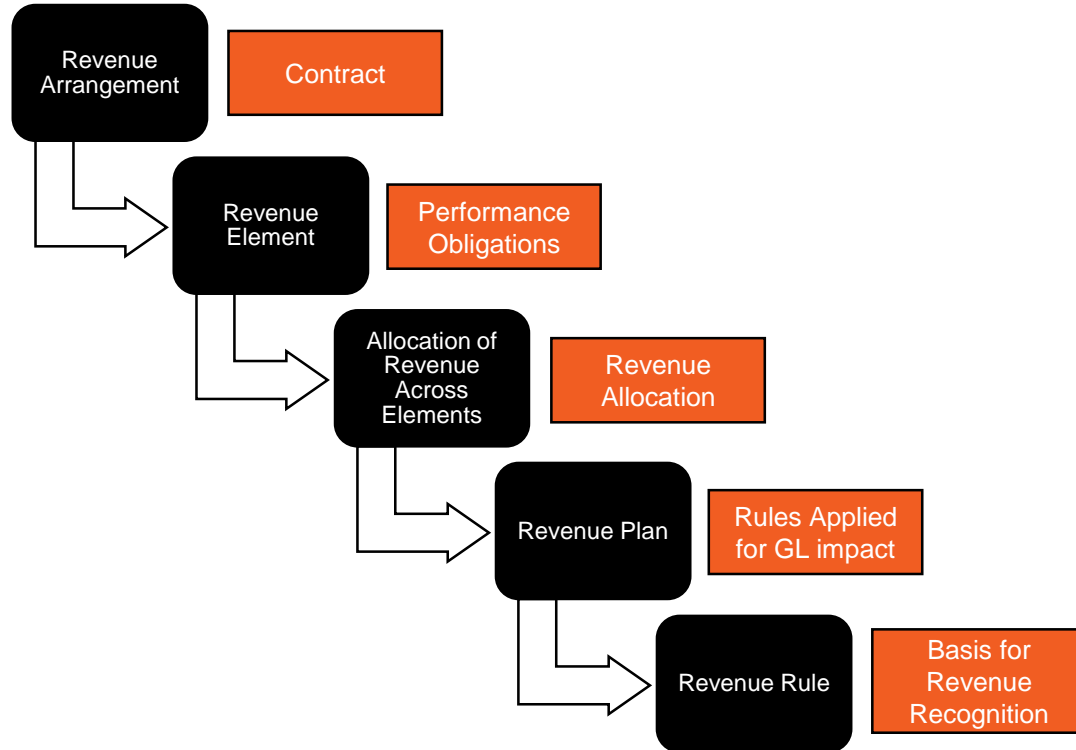
ADVANCED REVENUE MANAGEMENT



The Five Step Model for Revenue Recognition



NetSuite Revenue Accounting – Automated Process



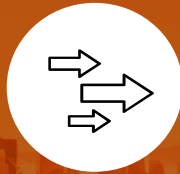
NETSUITE'S REVENUE RECOGNITION HIGHLIGHTS



Compliant with today's and future revenue standards for SaaS, Software, and Hardware sales



Allocate revenue across elements on order(s)



Ratable or event based RR (i.e. fulfillment, invoice)



Record Unbilled Receivables (e.g. % complete RR for services)



Dynamic fair value pricing engine



Revenue plans can be amended, put on hold, and caught up



Automate month-end Deferred Revenue re-class for FX Adjustment by element

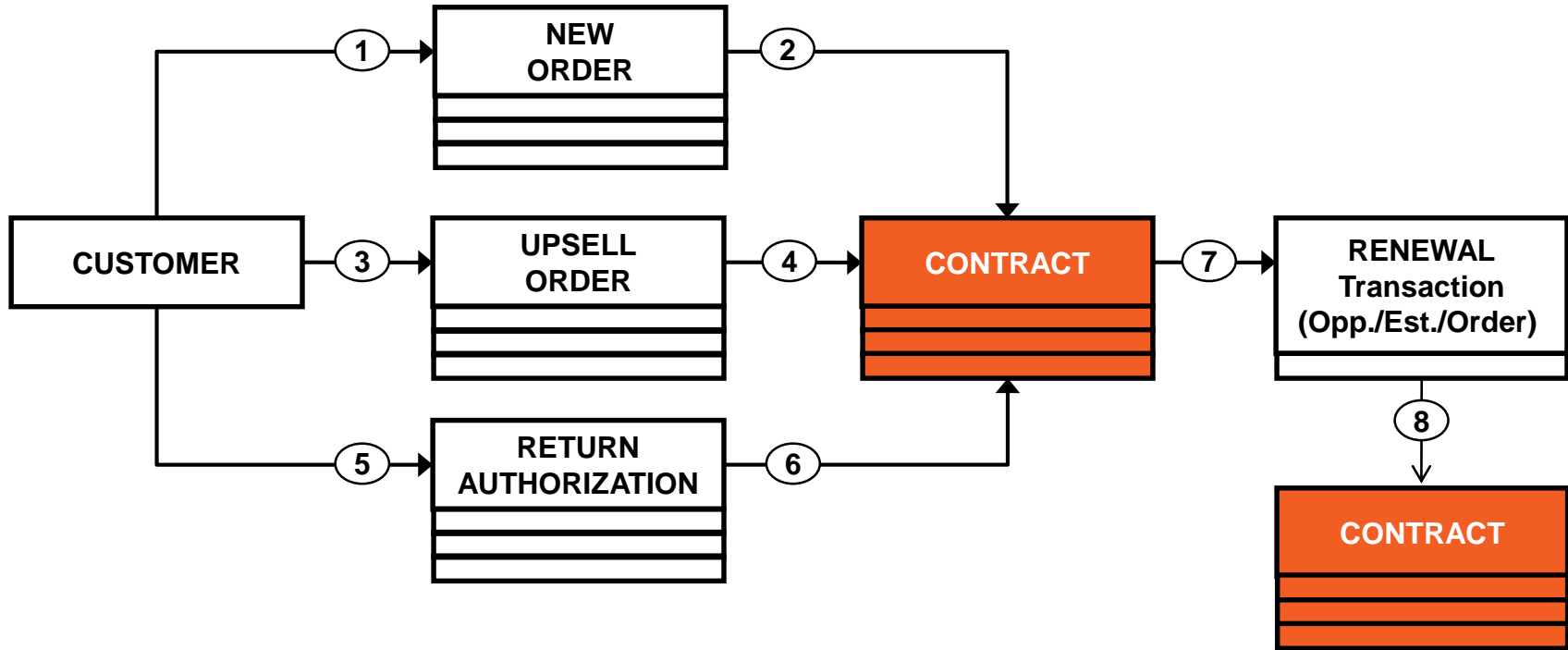
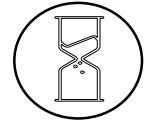


Real-time revenue reporting (Deferred Revenue Waterfall, Deferred Revenue Rollforward)

RENEWAL MANAGEMENT



NetSuite Renewal Management




NETSUITE'S RENEWAL HIGHLIGHTS



**Subscription/
Support/Maintenance
terms are linked to
Sales Orders**



**Contract
record holds
entitlement
information**



**Renewals
automatically
created from
the contract
record**



**Reseller and end
user information
maintained at
contract record**



**Powerful
business
intelligence**

GLOBAL FINANCIAL ACCOUNTING & REPORTING



NETSUITE ONEWORLD GLOBAL FINANCIALS



160+

Countries & Dependent
Territories Deployed

20

UI languages

100+

Countries Tax Calculation
& Reporting

200+

Countries & Dependent
Territories Transacted

90+

Bank Payment Formats



NetSuite Currency Processing

Remeasurement

- Currency Transaction
 - Payment or Receipt
 - Today's Exchange Rate
 - Records a Realized Gain/Loss upon Settlement (cash receipt or AP payment)
- Currency Revaluation – Balance Sheet
 - Month End Close Process
 - Records an Unrealized Gain/Loss and Reverses in Following Month

Translation

- On Consolidations
- Current, Average & Historical Rates



Localized Tax Reports - 100+ Countries

								<u>No Taxes</u>	<u>Partner Supported</u>
• Australia	• Czech Republic	• Japan	• Peru	• Slovenia	• Turkey	• Bahamas	• Argentina		
• Austria	• Denmark	• Kenya	• Philippines	• South Africa	• Thailand	• Bahrain	• Brazil		
• Belgium	• Finland	• Luxembourg	• Poland	• South Korea	• Uruguay	• Bermuda	• China		
• Bulgaria	• France	• Malaysia	• Portugal	• Spain	• UK	• Hong Kong	• Costa Rica		
• Canada	• Germany	• Mexico	• Romania	• Sweden	• Ukraine	• Kuwait	• India		
• Chile	• Hungary	• Netherlands	• Serbia	• Switzerland	• Vietnam	• Oman	• Israel		
• Columbia	• Indonesia	• New Zealand	• Singapore	• Taiwan	• USA	• Qatar	• Italy		
• Cyprus	• Ireland	• Norway	• Slovakia			• Saudi Arabia	• Panama		
						• UAE	• Russia		

Countries listed in Orange = Online filing ready

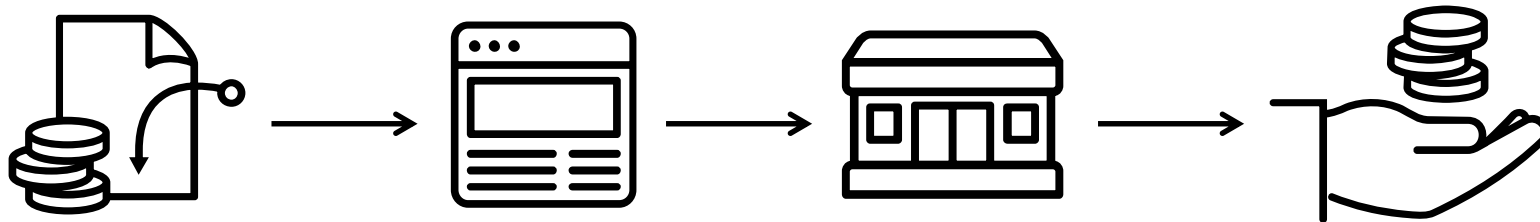


NetSuite Electronic Payments

Lets you generate payment files that contain instructions for facilitating electronic fund transfers between bank accounts to process payments for:

- Vendor Bills, Employee Expenses & Commissions
- Customer Direct Debits and Refunds

Fully supports payment discounts and credits. It can also generate Positive Pay files that are used by banks for check fraud protection.



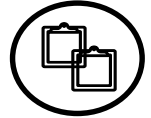


Electronic Payments Supported Countries

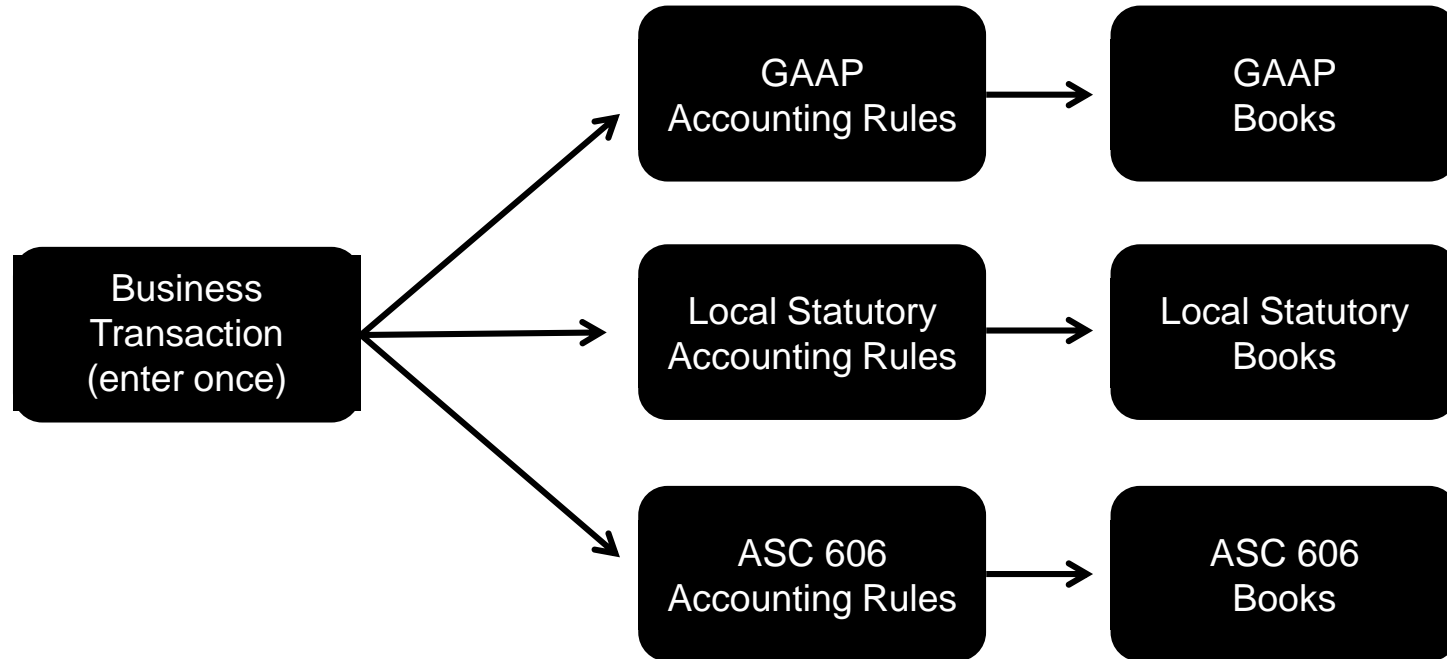
01	Australia	09	France	17	Netherlands
02	Austria	10	Germany	18	New Zealand
03	Belgium	11	Hong Kong	19	Singapore
04	Brazil	12	Ireland	20	South Africa
05	Canada	13	Isle of Man	21	Spain
06	Czech Republic	14	Italy	22	Sweden
07	Denmark	15	Japan	23	UK
08	Finland	16	Luxembourg	24	USA

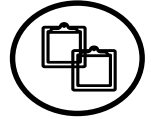
NETSUITE MULTI-BOOK





How Does Multi-Book Work?





NetSuite Multi-Book

Multiple Accounting Books



Multiple Accounting Books

Use multiple accounting books to manage your business accounting.



Chart of Accounts and Classification Management

Map accounts and classifications across books.



Foreign Currency Management

Manage foreign currency transactions across books.



Revenue and Expense Management

Recognize revenue and amortize expenses per book.

• ERP solution to help...

- Manage multiple sets of accounting information per legal or business entity.
- Produce financial statements in accordance with various accounting standards.

Per Book Arrangements and Allocations – Residual vs Relative Fair Value



ACCOUNTING BOOK
Primary Accounting Book

Revenue Elements														
Communication														
Related Records														
System Information														
Custom														
Revenue Element*														
<input checked="" type="checkbox"/> RESIDUAL														
Allocation Detail*														
Revenue Arrangement Version														
Revenue Arrangement Message*														
REVENUE ELEMENT	ITEM	FAIR VALUE PRICE RECORD	BASE FAIR VALUE	USED SALES PRICE AS FAIR VALUE	IS VSOE PRICE?	FAIR VALUE FORMULA	PRE-RANGE CHECKING CALCULATED AMOUNT	RANGE POLICY	LOW VALUE	DISCOUNTED SALES AMOUNT	HIGH VALUE	CALCULATED FAIR VALUE AMOUNT	STEP ONE RESULT	STEP TWO RESULT
193	BA1: Perpetual License A1	8	0.00	No	No	PERPETUAL - Sales Price	120,000.00	Fair Value	120,000.00	120,000.00	120,000.00	120,000.00	112,577.32	108,000.00
194	BA3: 20% A Maintenance	7	0.00	No	Yes	MAINTENANCE - 20% NET GROUP PERPETUALA	24,000.00	Fair Value	24,000.00	12,000.00	240,000.00	24,000.00	22,515.46	24,000.00
195	BC1: Professional Services	9	0.00	No	Yes	PERPETUAL - 100% of List	50,000.00	Fair Value	50,000.00	50,000.00	500,000.00	50,000.00	46,907.22	50,000.00

ACCOUNTING BOOK
606 Revenue Book

Revenue Elements														
Communication														
Related Records														
System Information														
Custom														
Revenue Element*														
<input type="checkbox"/> RESIDUAL														
Allocation Detail*														
Revenue Arrangement Version														
Revenue Arrangement Message*														
REVENUE ELEMENT	ITEM	FAIR VALUE PRICE RECORD	BASE FAIR VALUE	USED SALES PRICE AS FAIR VALUE	IS VSOE PRICE?	FAIR VALUE FORMULA	PRE-RANGE CHECKING CALCULATED AMOUNT	RANGE POLICY	LOW VALUE	DISCOUNTED SALES AMOUNT	HIGH VALUE	CALCULATED FAIR VALUE AMOUNT	STEP ONE RESULT	STEP TWO RESULT
196	BA1: Perpetual License A1	8	0.00	No	No	PERPETUAL - Sales Price	120,000.00	Fair Value	120,000.00	120,000.00	120,000.00	120,000.00	112,577.32	112,577.32
197	BA3: 20% A Maintenance	7	0.00	No	Yes	MAINTENANCE - 20% NET GROUP PERPETUALA	24,000.00	Fair Value	24,000.00	12,000.00	240,000.00	24,000.00	22,515.46	22,515.46
198	BC1: Professional Services	9	0.00	No	Yes	PERPETUAL - 100% of List	50,000.00	Fair Value	50,000.00	50,000.00	500,000.00	50,000.00	46,907.22	46,907.22


NETSUITE'S GLOBAL HIGHLIGHTS



Automated daily
currency updates for
190+ currencies



**Currency
Management:**
Automated
remeasurement
and translation



Scalability: localized
tax reporting,
electronic payments,
and languages



**Multi-book for
statutory
reporting**



**Real-time
consolidations**

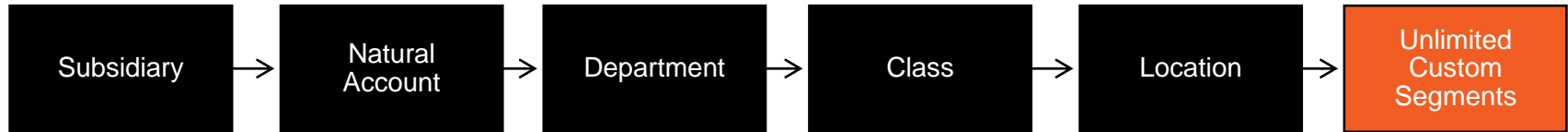
GENERAL LEDGER & REPORTING OVERVIEW



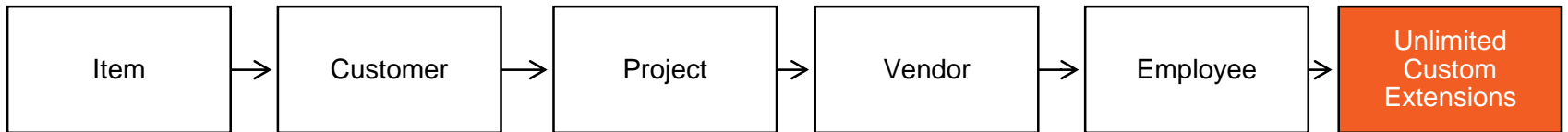


Standard NetSuite Reportable Dimensions

Chart of Account String (Coded to the Transaction)



General Ledger Extensions (Inherently Linked to Transaction)



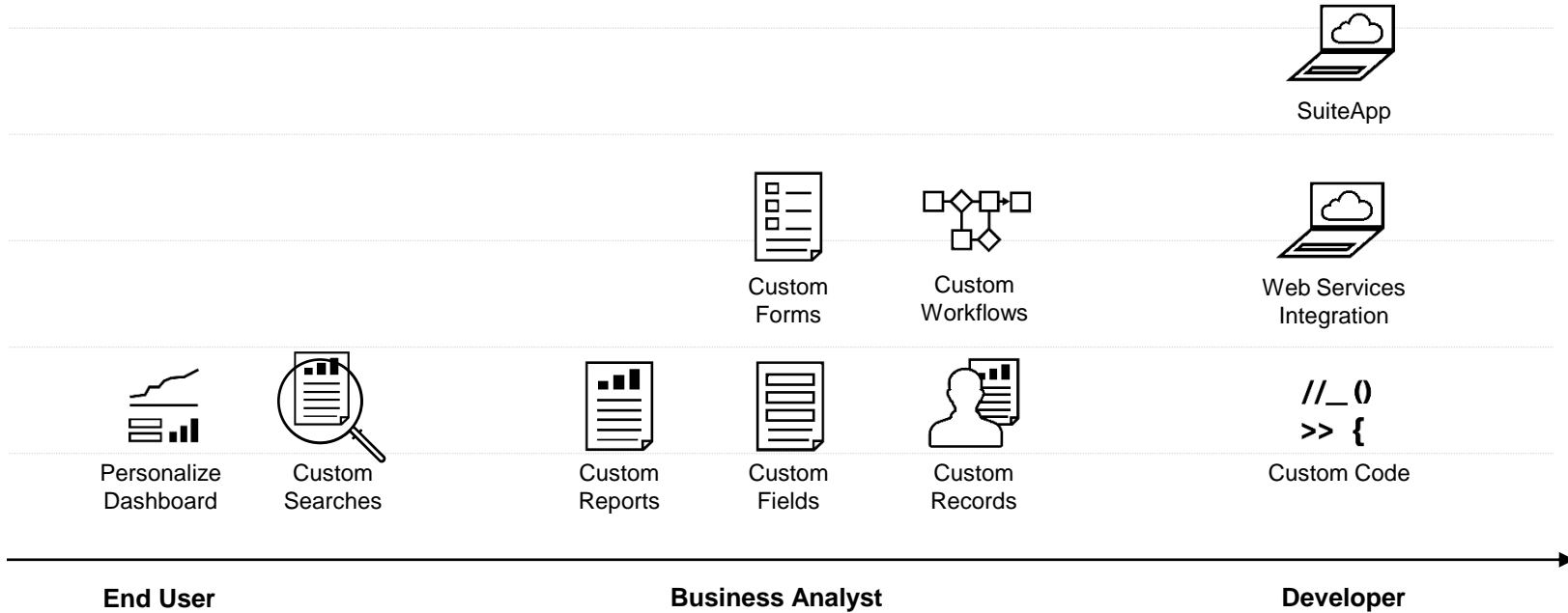


NetSuite Journal Entries

MANUAL	Standard Journal Entries	Can be imported via .csv/API or created manually
	Intercompany Journal Entries	Can be imported via .csv/API or created manually
AUTOMATED	Reversing Journal Entries	Set on a Journal Entry
	Elimination Journal Entries	Monthly Close Checklist
	Revenue Recognition Journal Entries	From Revenue Recognition Plans
	Deferred Revenue Reclassification Journal Entries	Revenue Re-Classification Feature
	Memorized/Recurring Journal Entries	Can be imported, created manually, or automatically booked from Statistical Schedule
	Statistical Journal Entries	Non-monetary data used to allocate costs, or compare relationship with the financial activity of your organization (e.g. headcount, square footage)
	Amortization Journal Entries	<ul style="list-style-type: none"> - From Amortization Schedules - Amortization Schedules can be set on Vendor Bills or Journal Entries
	Allocation Journal Entries	<ul style="list-style-type: none"> - From Allocation Schedules based on %, Weighted Ave (Headcount), Equalized - Dynamic Allocation Schedules created from Statistical Account Balances
	Fixed Asset Related – Depreciation, Asset Transfer, Disposal, Revaluation	Fixed Asset Module

FLEXIBILITY:

Easily Configured or Customized By Mere Mortals, No Version Lock



Q&A



THANK YOU