

Scott Fire Department



New Volunteer Firefighter

Orientation Guide



Topic	Page
Welcome to SVFD.....	3
Mission Statement.....	3
About the SVFD.....	4
SVFD Staffing, Combination, Part time, Volunteer.....	4
Current SVFD Fire Line Officers.....	4
SVFD Apparatus.....	5
SVFD Voted on Membership requirements.....	6
SVFD Standard Operating Guidelines SOGs.....	7
Issued PPE (Personal Protective Equipment)	8-9
New Probationary Firefighters.....	9-10
SVFD Chain of Command.....	10-11
Truck issues Broken or Missing Equipment, Station maintenance issues.....	11
How SVFD is dispatched.....	12
Parish Volunteer Fire Dept. ID #s.....	13
Pager set up and functions.....	14
Fire Dispatch via texting & email.....	14-15
Response by Apparatus.....	16
Radios Codes and Signal codes, 700 Mhz radio Channels.....	17-18
Responding to the station for an Alarm.....	19
Training.....	20
Fire Apparatus Driver requirements.....	20
Uniforms.....	21
Fire Station access and Staying at the station.....	21
Fire Station Wifi passwords.....	22
SVFD computer usage.....	22
Giving out Dept and public information.....	22
On the job, Injury or Illness.....	23
PPC Incentive program (Paid Per Call).....	23
SVFD important Phone numbers.....	24
Junior Firefighter Guidelines.....	25
Scott Fire Department Facebook Group	26
FEMA Independent Study Program.....	26
Tool and Appliances(photos).....	27-38

Dear New Applicant, We welcome you to the Scott Volunteer Fire Department.

Thank you for your interest in volunteering with us. The position of firefighter is one of tremendous responsibility and individual dedication. Being a firefighter demands a great deal from each individual, however becoming a firefighter is one of the most rewarding things you can do.

“You have most definitely have made the right decision to join and be a part of the Scott Fire Department”

We have prepared this packet of material for you to review in anticipation of possible questions you may have. Whether completely green to the fire service or a veteran from another fire agency, this packet will get you familiar with the Scott Fire Department.

Our department is held in the highest esteem by our community. We are a progressive organization that maintains a high level of professionalism and expertise. Becoming a member of our firefighting team carries with it not only great responsibility, but it also carries personal pride. This department is very proud of the men and women, who are part of the organization, who are highly motivated and committed to improving and protecting our community. We constantly strive to enhance, upgrade, and improve the level of fire protection and emergency services we provide.

Mission statement of the Scott Fire Department

”To Progress, learn from the past, respond to the present, and implement with the future in mind as both our community and dept. continue to grow, through preparedness and incident mitigation”

About the Scott Fire Department

The Scott Volunteer Fire Department is owned and operated by the Scott Volunteer Fire Department itself, which was established in 1955. SVFD is contracted to provide fire protection services to the City of Scott and to the unincorporated areas of Lafayette Parish, surrounding Scott.

Ultimately the SVFD is two Fire Departments under one roof, operating as one.

The City of Scott Fire Department (City limits of Scott) and Lafayette Parish Fire Department (Unincorporated areas of Lafayette Parish)

Personnel and staffing

- ◆ The Scott Fire Department is comprised of volunteer and part-time staffing. This is referred to as a “Combination Department”
- ◆ Monday- Friday during the hours of 6am and 5pm(Hours vary) there are part time firefighters on duty at both fire stations.(Staffing levels vary)
- ◆ Recently added in 2018, there is an Engineer on duty, seven days a week from the hours of 6pm to 6am at Station 51.

Current SFD Fire Line officers (August 1st,2018)

- ❖ 510 Fire Chief Chad Sonnier
- ❖ 511 Deputy Fire Chief Andrew Mire
- ❖ 512 Assistant Fire Chief Richard Devlin
- ❖ 513 Assistant Fire Chief Justin Douet
- ❖ 514 1st Captain Kristopher Gumpert
- ❖ 515 2nd Captain Tyler Cormier
- ❖ 516 3rd Captain Jaron Leblanc
- ❖ 517 4th Captain Steven Breaux
- ❖ 518 Lieutenant Kelvin Comeaux
- ❖ 519 Support Coordinator Cecil Melancon

❖ 520 Fire Prevention Officer Edward Cazares

Scott Fire Department Stations and Apparatus



Scott Fire Department
@ScottFireDepartment

(Reference the Scott Fire Department Facebook for photos)

SVFD Station 51 located at 129 Lions Club Road, Scott

- ❖ Engine 54 (City Pumper)
- ❖ Engine 52 (Parish Pumper)
- ❖ Spare Engine 51(Reserve pumper, old E-54)
- ❖ Tanker 51 (Parish Tanker) 3,000 gallons of water
- ❖ Squad 51 (City Service Truck)
- ❖ Brush 51 (4x4 Grass fire unit)
- ❖ Rescue 51(Medical/Rescue unit/Jaws of Life)
- ❖ Squad 53 (Hummer, Special Operations, Water Rescue)
- ❖ Marine 51 (Boat /trailer, Water Rescue)
- ❖ Squad 54 (White 2500 Flatbed , Misc vehicle)

SVFD Station 52 located at 2133 Dulles Drive, Lafayette

- ❖ Engine 51 (City Pumper)
- ❖ Engine 53 (Parish Pumper)

✧ Squad 52 (Medical, back up rescue unit/Jaws of Life)

The following is required to move on from probationary firefighter status to a voted on SVFD member. We will assist you in achieving this.

Must have maintained the the proper call and drill percentages

25% of Calls

70% of Drills

Must have completed

- ✓ New SVFD Firefighter written test (passing score)75%
- ✓ NIMS 100, 200 700 and 800(with certificates)
- ✓ Haz-Mat Awareness (IFSAC certificate, through LSUFETI)
- ✓ Code running class test (Passed)
- ✓ CPR certification and AED training (Obtained or have valid CPR card)

Must have demonstrated (All completed in satisfactory time)

- ✓ Making a fire hydrant (Time)
- ✓ SCBA (complete checklist) reference SOG 703 (Time)
- ✓ Map test (locate random locations on wall map/metro key book) (Time)
- ✓ LFDTC SCBA MAZE (Time)

- ✓ Hose handling, patterns, handling hose, moving.

Must have reviewed the SVFD SOGs

You will need to start reviewing some of the SOGs (Standard Operating Guidelines). This is what the SVFD uses to operate off of, as far as how to fight a fire, fire reporting, Chain of command etc.

To access the SFD SOGs online, Go to *Scottfd.com*

- In the upper right hand corner, go to the tab that says MORE.. and click the tab
- Go to Log in
- For the log in name use volunteer
- Once logged in go to the next tab and go to SOGs

Please click on and review the SOGs

Section 100 Administrative Procedures

Section 300 Company Procedures

Section 500 Tactical Guidelines

Section 700 Fire Ground Safety

Section 900 Training Guidelines

Section 1100 Emergency Response

Section 1300 JR Firefighter

Section 200 Command Procedures

Section 400 Sectoring Procedures

Section 600 Tactical Plans

Section 800 Fire Prevention

Section 1000 Test Guidelines

Section 1200 Paid Personnel

Issued Equipment (PPE) Reference SOG 702

You will be issued the following PPE (Personal Protective Equipment).

- Fire helmet
- Turnout jacket
- Turnout pants
- Turnout boots
- Nomex hood
- Gloves
- High visibility Traffic vest
- SCBA Mask (once voted on you be issued your won mask)



Issued Equipment (PPE) Continued

Please note, you will be issued a gear locker at (Station 51) or gear rack at (Station 52) to store your gear. Your gear is to remain at the station and is not to be taken home or kept in your personal vehicle.

The only exception will be for training or completing station staffing (You must contact your assigned Captain to be approved to remove your gear from the station).

You are responsible for this issued equipment. Neglect and mistreatment of issued equipment will result in disciplinary action.

New Probationary Firefighter

What to Expect

Regardless of your prior firefighting/EMS experience, your first year in the department is going to be a time of adjustment. Any new member will have to spend a lot of time at the beginning getting use to how the Scott Fire Department operates. As outlined elsewhere in this material, will give you a good start, but there is much more.

Don't be shy – ASK QUESTIONS !!!!

Your first couple of weeks it is important to get to know our trucks and where we keep our firefighting and EMS equipment. If you get to a meeting/drill early, spend a few minutes opening up each compartment and seeing what it contains. If you don't know what something is ASK !! You can never be too familiar with the SVFD fire apparatus and equipment.

As a new Scott volunteer probationary firefighter, you will start your journey in the support services division. While as a support firefighter you will begin to learn the duties of a firefighter hands on.

New Probationary Firefighter Continued

Some of the things you will learn, will be how to properly wear your PPE (Personal Protective Equipment) and learn the tools we use and what we utilize them for.

Weekly training nights is your major opportunity to learn. Make sure you get at least one turn actually doing the skill at hand. New people tend to hang back waiting for people to tell them it is their turn. Volunteer and learn how to do it correctly during drill, when you can make mistakes easily and stop to ask questions.

If you have previous experience from another fire department, you will still have to get to know the Scott Fire Department and it's operations.


“No new Firefighter” will don a SCBA, to conduct interior firefighting, until you have been cleared to do so. Review the SCBA check list, familiarity and practice makes perfect. Once the SFD fire line officers feel confident that you have learned the basics and confidence in the use of an SCBA, you will move to more hands on fire suppression operations wearing that device. The time frame for this will depend on the individual’s comprehension.

Chain of Command

You will be assigned a Fire Captain, this is who you will report to, for any questions or issues you may have such as equipment, missing a training, anything not relating to being on scene of an emergency call, where you would report to the Officer in charge of the scene.

If you are not familiar with the Chain of Command the chain of command starts at the firefighter level and then goes up to Engineer, Lieutenant, Captain, Assistant Chief etc. all the way up to the Fire Chief.

Please reference the attached Chain of Command chart.

Scott Fire Department			
Chain of Command			
510			
<i>Fire Chief</i>			
<u>Chad P. Sonnier</u>			
511			
<i>Deputy Chief</i>			
<u>Andy Mire</u>			
512		513	
<i>Asst. Chief</i>		<i>Asst. Chief</i>	
<u>Richard Devlin</u>		<u>Justin Douet</u>	
			
514	515	516	517
<i>Captain</i>	<i>Captain</i>	<i>Captain</i>	<i>Captain</i>
<u>Kris Gumpert</u>	<u>Tyler Cormier</u>	<u>Jaron Leblanc</u>	<u>Tobey Gossen</u>
Firefighter	Firefighter	Firefighter	Firefighter
Firefighter	Firefighter	Firefighter	Firefighter
Firefighter	Firefighter	Firefighter	Firefighter
Firefighter	Firefighter	Firefighter	Firefighter
518		519	
<i>Lieutenant</i>		<i>Supervisor of Support</i>	
<u>Steven Breaux</u>		<u>Cecil Melancon</u>	
		Support FF	
		JR Firefighter	

Reporting truck or station maintenance issues

- If you come across something that is broken or missing on a piece of apparatus, you will need to report that to your Captain, as well as to Lt. Steven Breaux, who is in charge of truck maintenance and equipment.
- If you come across something that is broken or missing on the station, you will need to report that to your Captain, and as well as to Captain Tyler Cormier, who is in charge of Station and building Maintenance.

Receiving the alarm (How SVFD is dispatched)

SVFD is dispatched utilizing a VHF radio paging system. The Lafayette Fire Department Headquarters in downtown Lafayette, receives and dispatches all fire calls for the SVFD and other Lafayette Parish Fire Departments.

A two-tone signal is sent over the VHF radio system which activates a beep on your issued pager, there is then a “live” voice message given over the pager from the LFD Communications dispatching the address and the type of emergency. Our Department Identification number is 500.

When we have an emergency, your pager will beep and then advise via voice message

For example.....

“Department 500 Scott, we need you to respond to a 21 major, Kilo 14 Bravo, 2300 West Willow Street, Cross Street of Pecan Grove, Time out 1800 hours”

As much as that sounds chaotic it is pretty simple

- **Dept 500 Scott** (That is us, The Scott Fire Department)
- **21 Major** (That is code for traffic accident with injuries) We will get into radio codes and signals later on.
- **Kilo 14 Bravo** (This is the map coordinates (Located using the maps in fire station on the wall near coke machines)
- **2300 W. Willow** (This is where the crash with injures is located)
- **Cross Street, Pecan Grove** (This is the closest street to the incident)

This will be foreign and alien to you at first but in no time you will pick up how calls are dispatched.

Volunteer Parish Fire Department ID #s

- ✧ Department **200** Broussard FD
- ✧ Department 300 Carencro FD
- ✧ Department **400** Duson FD
- ✧ Department 500 Scott FD
- ✧ Department **600** Youngsville FD
- ✧ Department 700 Judice FD
- ✧ Department **800** Milton FD

Note: Every night at 615pm the LFD Communications completes a pager test of all volunteer departments.

You will also need to note, we respond automatically “Automatic Aid” to assist Departments **300,400,700** for any reported structure fire or alarm. 10-15, 10-16, 52R, 52C, 52AR, 52AC.

So if your pager alerts, for any other departments for a reported alarm or fire, that means we have been dispatched to assist.

For example,.....

“Department 300 Carencro, we need you to respond to a 10-16 Commercial fire alarm, Gulf 16 Charlie, 721 East Butcher Switch, cross Street of Railroad, at Carencro High School, time out 0200 hrs”

This is a call for the Carencro Fire Department for a commercial alarm at 721 E. Butcher Switch (Carencro High School)

So although your pager said “Department 300” Scott will be responding along with Dept. 300 as Automatic aid since it is a fire alarm.

So to make it easy just remember like Deputy Chief Andy Mire said.....

“BEEP..... BEEP..... BEEP..... , GO TO THE STATION!!!!



Pagers

SFD Fire Department pagers are set up as the following (Some pagers may vary on their configuration) As of now we do not use the other E through F knob positions.

- ❖ **A Beep** (Remains in stand by mode, until a Dept. 500 call is dispatched)
- ❖ **B Beep and Vibrate** (Pager remains in stand by mode, until a Dept. 500 call is dispatched for Dept 500.
- ❖ **C “Church Mode”** The pager will vibrate only for Dept. 500 calls, however you must press and hold the side circular squelch button to hear the audio.
- ❖ **D “Scan”** This will be open the audio, scanning all departments, it will still only beep for Dept 500, however, you will hear all other Volunteer Departments being dispatched.
- ❖ **Resetting the pager**, either press the circular side squelch button or turn the pager back off and then on.
- ❖ **Replaying messages**, press the front play button, you can press either the left or right buttons to review previous messages.
- ❖ **Clear previous messages**, press the left and right buttons at the same time for 5 seconds or until a beep is heard. (Deletes all stored messages)

Fire calls via text messaging

The SVFD also receives text messages for emergency calls through CAD (Computer Aided Dispatch) the following below are versions of the text (your version may vary)

Note: Do not rely on your text messages, some times the text may come in late or not at all. Rely only on your pager.

CAD Text Example 1**CAD text Example 2**

FRM:ADSi CAD
 SUBJ:CAD Alert Recieved
 MSG:Date:05/15/2018 Time:
 15:45EQPT:500
 Addr:237 BROTHERS RD.S
 Cross: 100 ALBARADO RD
 Inc Type:
 (Con't) 2 of 3
 36-10
 Remarks >RPT#< [18-00145636](#)
 >E9< Loc = [3372305020](#) ,P#[337](#)
[230-5020](#),PType = ,
 Incident Sent to Acadian
 Ambulance IT=
 (Con't) 3 of 3
 A,36-10,F,36-10
 F>>IC< F.CHEST PAIN [154417](#)
 E>>IC< E.ACADIAN AMBULANCE
 INCIDENT TRANSFERED [154417](#)
 (End)

FRM:ADSi CAD
 SUBJ:CAD Alert Recieved
 MSG:Date:05/19/2018 Time:
 19:13EQPT:500
 Addr:630 FENETRE RD.P
 Cross: 351 TABB RD
 Inc Type:
 (Con't) 2 of 2
 52G
 Remarks >RPT#< [18-00150423](#)
 F>BEHIND 630, 1913,036
 F>>IC< F.GRASS FIRE [191341](#)
 (End)

- **MSG:Date:** This is the date of the incident
- **Time:** This is the time the incident was dispatched
- **Addr:** This is the address where the incident is located
- **Cross:** This is the closest cross street to the incident
- **Inc Type:** This is the incident type (Utilizes signal codes 52R, 36-6 etc.)
- **Remarks>:** These are any remarks that are added by the dispatcher
- **F>>IC<:** This will usually tell you the incident type if not specified.

Also at the end of the Address **Addr:**, it will specify jurisdiction with

.S for Scott city limits

.P for Parish

.D for Duson

.C for Carencro

Responses by apparatus for the City of Scott and Outside City limits

These are the primary responses, to get more in depth, please refer to the SFD SOGs 1101 & 1102.

“Please note” that these response SOGs are guidelines and responses will vary. Additional apparatus may be called upon to respond by the SVFD officer in charge.

Fire calls for the initial response area for Department 500 Scott.

52R, 52C, 52AR, 52AC, 52IN Fire related calls involving a structure

In the City of Scott.....Engine 54, Engine 51 & Squad 51

In the Parish.....Engine 52, Engine 53 and Tanker 51

52IN, 11M, 52D, 52S Investigations, Hazardous Conditions, no structure involved.

In the City of Scott and Parish.....1 Engine

Trash /Grass fire 52G

In the City of Scott.....1 Engine and Brush 51

In the Parish.....Brush 51, 1 Engine & Tanker 51

Vehicle Fires 52V

In the City of Scott and Parish.....1 Engine

Vehicle crashes with/without Rescue & Rescue calls 36-R

City of Scott and Parish Rescue 51 & 1 Engine

Automatic-Aid to outside the Scott response district to 300, 400, 700, 52R, 52C, 52AR, 52AC.....1 Engine & Tanker 51

Radio Signal Codes

- 3 SVFD assisting another agency such as Scott PD, Sheriff, Ambulance
- 5 Public service call (fire prevention, special event, fire drill,
- 52 AR **Residential** Fire Alarm
- 52 AC **Commercial** Fire Alarm
- 52C **Commercial** Building Fire
- 52D Dumpster Fire
- 52E Explosion
- 52F Fire (Misc)
- 52G Grass Fire
- 52IN Fire Investigation
- 52R Residential building fire
- 52S Fire Stand by
- 52T Trash Fire
- 52V Vehicle Fire
- 51B Bomb threat
- 21M Vehicle Crash with injures (21 Major)
- 100M Hit and run Crash with injuries (100 Major)
- 11M Hazardous Material or Hazardous condition
- 36-R Misc Rescue call

Medical Emergencies (Any 36-? Is a medical call)

PLEASE NOTE

As of January 1,2018 The Scott Fire Department no longer responds to medical calls in the unincorporated areas of Lafayette Parish. The SVFD still does respond to the following in the City of Scott limits.

- ◆ 36-6 Breathing problems
- ◆ 36-9 Cardiac arrest
- ◆ 36-10 Chest Pain
- ◆ 36-11 Choking
- ◆ 36-19 Heart Problems
- ◆ 36-31 Unconsciousness

(please reference scottfd.com and log in, for a full code list)

Common used FD Ten Codes (see scottfd.com and log in for full list)

- ◆ 10-1 Receiving Poorly
- ◆ 10-2 Receiving Well
- ◆ 10-4 Ok , message understood
- ◆ 10-7 Out of Service
- ◆ 10-8 In Service
- ◆ 10-9 Repeat your message
- ◆ 10-18 Fire unit is responding
- ◆ 10-19 Unit returning to service
- ◆ 10-20 What is your location?
- ◆ 10-31 False Alarm
- ◆ 10-32 Working fire
- ◆ 10-33 Fire is under control
- ◆ 10-34 Fire is out
- ◆ 10-35 Investigating
- ◆ 10-36 Fire unit on stand by
- ◆ 10-40 Fire unit on scene
- ◆ 10-45 "EMERGENCY" SEND POLICE ASAP!
- ◆ 10-61 Please call by telephone (they may also say 10-21)

Radio Channels (700mhz Two-way radios used by SFD) SOG 511

- *3-A LAFAYETTE FD DISPATCH
- *3-B LAFAYETTE FD FIRE GROUND
- *3-C LAFAYETTE FD FIRE GROUND
- *3-D LAFAYETTE FD TRAINING
- *3-E LAFAYETTE FD ARSON
- *3-k VOLUNTEER FIRE DISPATCH 1 (BROUSSARD,MILTON,YOUNGSVILLE)
- *3-L VOLUNTEER FIRE GROUND 1
- *3-M VOLUNTEER FIRE DISPATCH 2 (SCOTT,CARENCRO,DUSON,JUDICE)
- *3-N VOLUNTEER FIRE GROUND 2
- *SVFD-PVT SCOTT FIRE PRIVATE CHANNEL

Responding to the station

When you have received an alarm, you will respond to your assigned fire station. You will respond in a safe manner, not disobeying any traffic laws. Do not use four-way flashers, flash high beams, “you are not an emergency vehicle” These actions will not be tolerated and will result in immediate termination.

Please note: New Members are not permitted to use emergency lights and sirens, or have them installed in their vehicle, prior to approval of the Fire Chief.

Once you arrived at the station, you will secure and lock your vehicle and safely enter the fire station. As a new firefighter the engineer or other Firefighters, will advise you which fire apparatus to board.

If you arrive at the station for a fire incident and an engineer has not arrived, you will put on at least your bunker pants as you wait for the driver to arrive.

You should also try to pin point out the location on the Map in case you need to aid as a navigator for the Engineer in locating the address, while enroute to the call.

Full PPE (excluding SCBA) will be worn on all calls, unless discretion of the Engineer or Officer in charge states otherwise. Some calls may require just Bunker pants with traffic vest.

Seat belts will be worn at all times in the apparatus while in motion.

Upon arrival at the scene, you will stay with the Engineer of the apparatus, from there you will assist the engineer with on scene operations. This isn't the most glorious but just remember you are learning little bit by little bit by doing hands on activity as well as observing.

As you learn more on calls and at training, We will start progressively having you do more and more on each fire call.

Training

SVFD Training is conducted weekly, either at Scott Fire Station 51 or at the Lafayette Fire Department Training Center at 300 Dugas Road. Training dates vary but are scheduled ahead of time for your convenience. If you are unable to make an training, you must let your Captain know ahead of time.

For the Training schedule log on to scottfd.com and go to training, which will bring you to the calendar.

There is a library of fire service training books at both stations, please feel free to utilize them.

"HOW WE TRAIN TODAY, DETERMINES HOW WE RESPOND TOMORROW. " - CHIEF CHAD SONNIER.

Driving and Driver Training

Please Note: No one under 21 years of age will operate any Scott FD vehicles.

New Drivers, with no previous experience, to be eligible to start driver training you must

- Be 21 years of age
- Valid Louisiana Driver's license
- Be a voted on SFD member
- Been a SFD Firefighter for at least 1 year (Ensure some firefighting experience)
- Approved by your Captain to enter the Driver Training Program
- Complete **40** hours of Driving and **20** hours of Pump training
- Minimum of **10** hours on Tanker 51
- Be Cleared by your Captain for final approval as an Engineer(Probationary)

Former SFD Engineers, or Engineers from other departments or Driver Operator certified with previous experience.

- 21 years of age
- Valid Driver's license
- Be a voted on SFD member
- Approved by their Captain to start an abbreviated version of the full training)
- Complete **40** hours of Driving and **20** hours of Pump training
- Minimum of **10** hours on Tanker 51
- Cleared by their Captain for final approval as an SFD Engineer (Probationary status)

Uniforms

Uniforms and T-shirts are at the expense of the Firefighter

T-Shirts and uniforms can be purchased with approval from the Deputy Chief at your own cost. Uniforms are purchased at Guidry's Uniforms on Moss Street.

T-shirt are purchased from Special FX in Duson.

Types of Uniforms

Please reference SFD SOG 115 Uniform Dress Policy

Fire Station access

To access Station 51 you will be issued an access card, this card will access the rear door to the apparatus bay and has limited building access.

Please note: Time on receiving an access card varies and could take a while.

To access Station 52 there is a numeric key pad on the front door, to enter the station enter the code **5 0 1** and then turn the knob. Please make sure you lock the door and secure Station 52, prior to leaving after a call.

Staying at the station

During the day, you must notify the on-duty person, that you are on location and will be responding.

You will assist the on-duty person on the day or night shift with any related task, Washing trucks, general clean up etc.

You do have access to either Station 51 or 52, you have access and use of the Kitchen, showers, TV and use of the Wifi. Please clean up after yourself.

If you plan on sleeping at Station 51, you must notify the on-duty person, and you must bring your own blanket, pillow. You must also be up by 630am on week days.

Fire Station Wifi passwords

- **Station 52 guest “blue52”**
- **Station 51 Flash-over 2 “ firestorm”**

Scott Fire Department Computer usage

(Reference SOG 104)

Desktop computers are for official SFD use only

Visitors and securing the station

Visitors are allowed at either station but must be escorted, No visitors are allowed in the Bunk room area, unless for a tour with permission by a fire officer or On duty person. The station must be secured by 830pm and all visitors must have departed by 9pm.

Giving out information

On a fire or medical scene, no firefighter is to give out information to anyone, please refer them to the Fire Chief or Officer in charge.

SOG 106, States only the “ Fire Chief” will act as the PIO “ Public Information Officer” to disperse information to the public or media or the Fire Chief will delegate a SVFD Officer to act as the PIO in his place.

“HIPAA” The Health Insurance Portability and Accountability Act, prohibits anyone by law from discussing anyone's medical information, this includes first responders on a medial call. This also includes discussing anything learned or observed on a medical call to any other SFD firefighter, who was not directly involved in the medical call.

On the job, Injury or illness or exposure

Any injury or illness or exposure, while conducting any emergency call or SVFD related business, must be reported to the Officer in charge or your Captain immediately.

All injuries or illnesses are subject to Chemical test, either by urine or blood. Further testing may be mandated depending on the type of injury, illness or exposure.

Any injury or illness or exposure is considered a work related injury, therefore you are eligible for work-mans compensation.

Any testing relating to a illness, injury or exposure cannot be refused. All will be paid by the SVFD.

Firefighter Identification card

You will be issued a SFD identification card, you will need to go the Scott Police Department, Mon-Fri between 8am and 4pm and see Sgt. Caleb Lege. Please call ahead and make sure he is in.

Once approved and authorized to run code, you will receive and updated Identification card with the Code running authorizing printed on the back of the card.

Paid Per Call "PPC Incentive Program"

Firefighters will receive the following compensation

- \$10.00 Per fire response

NOTE: Only certified Emergency Medical Responders EMRs, will be compensated for medical calls. Support service personnel are not eligible for the PPC.

- \$10.00 per attended training

A check will be issued by the SFD quarterly and will be taxed at the end of the year.

You do have the option to opt out of the program, a few people do, due to certain tax brackets. Regardless You must complete a W9(included in the New Hire packet).

IMPORTANT PHONE NUMBERS

- 510 Fire Chief Chad Sonnier **322-9955**
- (please refer all SVFD related public inquiries and issues to Chief Sonnier's Dept. Cell)***
- 511 Deputy Fire Chief, Andrew Mire **288-7515**
- 512 Assistant Fire Chief, Richard Devlin **288-4658**
- 513 Assistant Fire Chief, Justin Douet **257-4883**
- 514 1st Captain, Kristopher Gumpert **501-1255**
- 515 2nd Captain, Tyler Cormier **356-9240** (Station Maintenance)
- 516 3rd Captain, Jaron Leblanc **789-1261**
- 517 4th Captain, Steven Breaux **852-0698** (Truck Maintenance)
- 518 Lieutenant, Kelvin Comeaux 278-3234
- 519 Support Coordinator, Cecil Melancon **277-9220**
- 520 Fire Prevention Officer, Edward Cazares **344-9275**

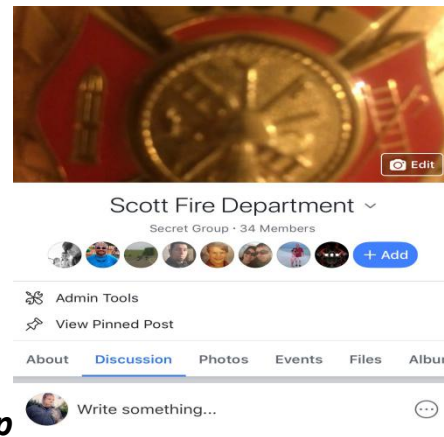
- City of Scott City Hall **233-1130**
- Scott Police Dept. **233-3715**
- SVFD Station 51(Lions Club) **235-4725**
- SVFD Station 52(Dulles) **981-2372**
- Lafayette Fire Dept. HQ Communications **291-8716**
- Lafayette Sheriff's Office **236-5899**

Note: *There is a SVFD phone roster on the bulletin boards, in the watch rooms at both stations of all SVFD members. You are not to give out any of these phone numbers.*

Note: *If there is any type of "Immediate Emergency" Fire, Police, Medical, while at the station, you are to dial 911, to report the emergency, do not use LFD HQ Communications via phone or Radio. If someone needs to speak with a Police officer immediately at Station 51, please contact Scott PD 233-3715, even after hours.*

JUNIOR FIREFIGHTER GUIDELINES (SVFD SOG 1300)

- *Junior Firefighters are 14 to 17 years of age.
- *Junior Firefighters fall under the Special Services Coordinator, Cecil Melancon 519
- *Junior Firefighters will not directly fight fire or be put in primary hazardous conditions.
- *Juniors are not allowed to don SCBA during live fire emergencies.
- *Juniors can utilize SCBAs in controlled training environments only.
- *Juniors will have a curfew of 9pm during the school year (Sunday-Thursday) with 28 hours per week max
- *A curfew of 11pm (Friday, Saturday, Holidays & Summer vacation) with 44 hours per week max
- *Must be performing well in school academically, 2.0gpa (C average).
- *Juniors will not be issued access cards or station keys
- *Junior FFs cannot be utilized as spotters for backing apparatus
- *Juniors are not permitted in the Bunk room area at either station
- *Juniors are not permitted to sleep at the station, Juniors should be clear of the station by 9pm.
- *Juniors are to stay with the Engineer and assist on the fire ground as directed by the Engineer or OIC.
- *Juniors must be in full PPE at all times (unless directed by the Engineer or OIC to dress down)
- *Juniors, must report and advise day time personnel that they will be on duty assisting at the Station.
- *Juniors must be accompanied by a voted-on FF to occupy the station, can not be left alone.
- *Juniors are not to POV to fire calls from home or the station, even for a 10-32.
- *Juniors "will not" 10-36 via radio
- *Juniors gear will remain at station unless in transit for training or to do stand by at another station/approval by 519(Cecil M)
- *The Juniors will share the Station 1(Located in locker 28) and 2(near Squad 52 and window, Orange JR FF helmet (No helmet will be assigned to a specific JR FF).
- *In the event there is a scene with a fatality the Junior FF is to be transported back to the station.



Scott Fire Department Facebook Group

Please send a request to the Scott Fire Department Facebook Group.

Obtaining NIMS through FEMA Interdependent study Program, NIMS 100, 200, 700 and 800.

- ◆ First you will need a SID (student ID number)
- ◆ Please go to the following
- ◆ cdp.dhs.gov/femasid/register
- ◆ Please complete registration
- ◆ Taking on line classes , go to the following below.
- ◆ <https://training.fema.gov/is/>
- ◆ Use the search bar in the ISP and look up the needed courses.
- ◆ From there click on Interactive web based course, once you are complete you can take the final exam online.

TOOLS AND APPLIANCES

HYDRANT GATE VALVE



PICK AXE




FLATHEAD AXE



HYDRANT WRENCH



PIKE POLE





POSITIVE PRESSURE FAN (HURRICANE)

HALOGAN
TOOL



SPANNER WRENCH

SHEET ROCK
PULLER



CLOSET RAKE



ELECTRIC EJECTOR FAN