

NEW YORK STATE
Unified Court System

BUDGET

FISCAL YEAR
2022

JANET DIFIORE
CHIEF JUDGE

LAWRENCE K. MARKS
CHIEF ADMINISTRATIVE JUDGE

JOHN W. MCCONNELL
EXECUTIVE DIRECTOR

NANCY J. BARRY
CHIEF OF OPERATIONS

MAUREEN HIGGINS MCALARY
BUDGET DIRECTOR

*State of New York
Unified Court System*



*Lawrence K. Marks
Chief Administrative Judge*

*25 Beaver Street
New York, N.Y. 10004
(212) 428-2100*

December 1, 2020

To: Honorable Andrew M. Cuomo Honorable Carl E. Heastie
 Honorable Andrea Stewart-Cousins Honorable Stephen Hawley
 Honorable Robert G. Ort Honorable Helene E. Weinstein
 Honorable Liz Krueger Honorable William Barclay
 Honorable James Seward Honorable Jeffrey Dinowitz
 Honorable Brad Hoylman Honorable Anthony Palumbo
 Honorable Thomas O'Mara


From: Lawrence K. Marks *LM*

I respectfully submit the itemized estimates of the annual financial needs of the Judiciary for the Fiscal Year beginning April 1, 2021. Article VII, Section 1 of the Constitution requires the submission of these estimates to the Governor and legislative leaders on or before December 1, 2020.

CHIEF JUDGE'S CERTIFICATION


ITEMIZED ESTIMATES OF THE
FINANCIAL NEEDS OF THE JUDICIARY

Pursuant to Article VII, Section 1 of the Constitution of the State of New York, I certify that the attached schedules are the itemized estimates of the financial needs of the Judiciary for the fiscal year beginning April 1, 2021 and that they have been approved by the Court of Appeals.



Janet DiFiore
Chief Judge of the Court of Appeals



Attest: 


Clerk of the Court of Appeals

Date: 11/18/2020

COURT OF APPEALS APPROVAL


ITEMIZED ESTIMATES OF THE
FINANCIAL NEEDS OF THE JUDICIARY

Pursuant to Article VII, Section 1 of the Constitution of the State of New York, the Court of Appeals approves the attached itemized estimates of the financial needs of the Judiciary for the fiscal year beginning April 1, 2021.



Janet DiFiore
Chief Judge of the Court of Appeals


Associate Judges of the Court of Appeals:




Jenny Rivera




Leslie E. Stein



Eugene M. Fahey



Michael J. Garcia



Rowan D. Wilson



Paul G. Feinman



Attest:


Clerk of the Court of Appeals

Date: 11/18/2020

FY 2022 JUDICIARY BUDGET

Table of Contents

	<u>Page</u>
<u>Section 1: Introduction</u>	
Introduction.....	i
Judiciary Budget Request	
All Funds Summary Tables	xiii
Judiciary Appropriation Bill	Bill Copy 1-19
<u>Section 2 - Part I: FY 2022 Judiciary Budget Request</u>	
Overview.....	1
Courts of Original Jurisdiction.....	4
Supreme and County Courts	17
Family Courts.....	20
Surrogate's Courts	24
Multi-Bench Courts	27
City and District Courts	31
New York City Housing Court	35
Community Courts.....	38
Drug Treatment Courts	41
Court of Claims.....	44
Jury Operations	47
New York City County Clerks (Non-Jury Operations)	50
Supreme and County Court Law Libraries	53
Alternative Dispute Resolution and Court Improvement Programs	56
Court Support Services	59
Town and Village - State Operations.....	64

Table of Contents – Continued

Public Safety	67
Maintenance Undistributed	72
Trial Court Administration	80
Court of Appeals	85
Appellate Court Operations	89
Appellate Auxiliary Operations	94
Assigned Counsel	104
Attorney for the Child	107
Mental Hygiene Legal Service	113
Candidate Examination	116
Candidate Fitness	119
Attorney Discipline	122
Administration and General Support	125
Judiciary-Wide Maintenance Undistributed	131
Lawyers' Fund for Client Protection	138
<u>Section 2 - Part II: Aid to Localities</u>	
Aid to Localities	141
Court Facilities Incentive Aid	144
Justice Court Assistance	147
Indigent Criminal Defense	150
Interest on Lawyer Account Fund	153
<u>Section 2 - Part III: Capital Projects</u>	
Capital Projects	157

STATE OF NEW YORK
JUDICIARY BUDGET

Fiscal Year
2022

Introduction

S
E
C
T
I
O
N

1

**JUDICIARY BUDGET
FY 2022 BUDGET REQUEST**

INTRODUCTION

Pursuant to Article VII, Section 1 of the State Constitution, the Unified Court System (“UCS”) respectfully submits the following itemized estimate of its financial needs for FY 2022. The request seeks \$2.25 billion in State Operating spending and reflects no change from the FY 2021 revised cash estimate.¹ Both the revised FY 2021 and the requested FY 2022 cash estimates reflect significant actions taken by the Judiciary in response to the serious fiscal concerns arising from the COVID-19 national pandemic. The FY 2021 State Operating cash estimate, including General State Charges, reflects a reduced spending level of \$263.6 million below the amount initially requested by the Judiciary in December 2019. If the General Salary Increase (GSI) in FY 2021 for nonjudicial employees continues to be deferred through the end of the fiscal year, then the spending level would be \$291 million below the initial cash estimate.

While this operating budget will allow the courts to perform their constitutional mission appropriately, the consequences of this substantial year-to-year cutback on court operations cannot be overlooked. A strict hiring freeze commenced earlier this year is expected to continue well into FY 2022, resulting in more than 1,000 staff reductions at all levels of the courts – clerks, back office staff, public safety personnel, interpreters, specialists, managers and others. The UCS judicial hearing officer program will rely exclusively on volunteer JHOs. Court conferences, education and training will be significantly reduced, and nonessential travel has been eliminated. Supplies, maintenance, overtime, and legal research budgets will be scaled back. Payments to legal services organizations funded by the courts will experience cuts comparable to those of court programs.²

These serious measures are necessitated by the fiscal consequences of the pandemic. It is possible that those consequences will be mitigated in the future by a swifter return to normalcy and a restoration of state revenues, or by a program of federal aid. If so, the courts’ spending plan can be revised to accommodate these changed circumstances.³ However, it would be imprudent to make plans based upon such optimistic expectations, and we have declined to do so. Nonetheless, and notwithstanding the difficult fiscal situation faced by our State, this budget will allow the court system to fulfill its constitutional mandate in a manner that reflects the full measure of New York’s commitment to a just society under the rule of law.

=====

¹ The FY 2021 revised cash estimate includes two offsets to the Enacted Financial Plan numbers for the Judiciary. These offsets include \$21.6 million for Raise the Age spending absorbed by the Judiciary. Since the program’s inception in 2018, the Executive branch has carried the appropriation and spending through a suballocation to the Judiciary. In FY 2021, the Judiciary was required to absorb the costs in its operating budget and as such, the spending shifts from the Executive branch to the Judiciary. The second offset is \$7.8 million in Federal and State reimbursements for COVID-related spending.

² This proposal does not include more radical measures, such as layoffs of the court workforce, or forced early daily closure of court facilities. Regrettably, such steps may become necessary if the State’s fiscal circumstances continue to deteriorate.

³ This budget submission maintains appropriation authority at the higher levels approved and enacted into law in the Judiciary’s FY 2021 Budget.

Like New York State and the nation at large, the court system faced two significant public crises in FY 2021: the sudden emergence of the COVID-19 pandemic in February 2020, and the growing concern, throughout the year and across the country, over fundamental issues of racial justice in our society. The first crisis brought unprecedented operational challenges and unexpectedly severe budgetary constraints; the second raised substantial and meaningful questions about the role of race in the courts. Both crises had a powerful impact on court operations in 2020; both will continue to challenge the courts in FY 2022. We will address each in turn.

The COVID-19 Pandemic

The fiscal and operational consequences of the COVID-19 pandemic upon the New York State Judiciary in 2020 were dramatic and severe. Effective March 17, 2020, in response to growing concerns over the rapid spread of the coronavirus in New York State, UCS operations were consolidated into a limited number of courthouses around the State. While the courts remained open at all times, operations were initially limited to essential proceedings, and in-person appearances were sharply circumscribed. By early April, the Judiciary had established a system of remote operations which allowed court business to be conducted by audio-visual conferencing, telephonic appearances, and other remote technologies, while judges and most nonjudicial personnel worked from home. (Details of this conversion to remote operations are addressed in part below.) Commencing in early June 2020, in conjunction with the phased return of commercial activity coordinated by the Executive branch, the UCS gradually restored a wide scope of operations in courthouses throughout the State. By August, grand juries were empaneled around the State; civil (both remote and in-person) and criminal hearings and trials resumed; appeals were argued both in person and by videoconference; and the full range of core court system services resumed, albeit at a considerably reduced volume than in the pre-COVID era.

This expansion has been driven by a twofold commitment: to restore effective court operations (including in-person operations) as early as possible and in a manner that provides full protection of the health and safety of judges, nonjudicial court personnel, and court visitors. In the course of this return to full operations, the court system has established a number of protocols designed to ensure safety, including among others:

- temperature screening and restrictions on entry into court facilities by court staff and visitors who self-identify as having coronavirus exposure or symptoms;
- notification and cleaning procedures upon receipt of a confirmed coronavirus diagnosis of a courthouse visitor or staff, as well as enhanced cleaning in the normal course of operations;
- extensive mandatory use of face masks, face shields, hand sanitizer, and gloves, and broad use of plexiglass at public counters, magnetometers, and in many courtrooms;
- social distancing protocols, including substantially reduced occupancy levels in courtrooms and offices;

- daily temperature-taking and self-assessment by judges and nonjudicial personnel; and
- continued encouragement of use of remote proceedings wherever possible.

In developing these protocols, the UCS has consulted with and relied upon the advice of various public health experts, including an epidemiologist retained for this purpose. Court managers at courthouses and other court offices and facilities have implemented these protocols statewide. As a result, the court system has returned to a substantial measure of in-court activities in a safe and effective manner. Concurrently, it has retained the capacity to return to virtual operations if, and as necessary, under pandemic conditions.

The fiscal impact of COVID-19 upon the courts has been quite severe. In April 2020, the Governor's Division of Budget issued the Enacted Financial Plan in which the Judiciary was expected to reduce its cash budget by ten percent, or approximately \$291 million dollars. In consequence, the courts immediately enacted a strict hiring freeze of new personnel, and over the next several months implemented a range of additional cost-saving measures, including deferral of a portion of FICA payments; curtailment of overtime; reductions in maintenance and repair budgets; measured reduction in funding of civil and criminal legal services; postponement of a court officer civil service examination, reduced jury service budgets, reduced purchases of supplies and materials; substantial curtailment of travel; eliminated funding of judicial hearing officers; reduced spending on legal research materials; reduced training and education programs for judicial and nonjudicial personnel; and a deep cut in certificated appointments of retired Supreme Court judges for further judicial services pursuant to Judiciary Law §115. No part of the court system was immune from or unaffected by these substantial budgetary measures.

In addition to these savings, the court system was required to expend substantial funds to directly address the coronavirus crisis, including the purchase of copious amounts of personal protective equipment (facemasks, face shields, gloves, hand sanitizer, temperature screening systems, protective gowns, self-sanitizing surface tape, and the like); extensive installation of plexiglass at public counters, magnetometers, and in many courtrooms; retention of medical and engineering experts; ongoing enhanced cleaning protocols in facilities across the State; and other measures. Certain additional costs -- for example, the accrual of substantial amounts of leave for employees required to staff court facilities for emergency operations in the early days of the crisis, pursuant to contract -- will remain a fiscal burden for years to come.

As of November 2020, the coronavirus pandemic is far from resolved, and its fiscal implications for the coming year are unclear. As a result of the Judiciary's hiring freeze earlier this year, its nonjudicial workforce is projected to fall below 15,000 before the end of FY 2021, representing more than a 12% reduction in employment levels from 2009. Given the current fiscal environment, it is expected that this trend will continue into FY 2022.

The austere, zero-growth plan for the Judiciary in FY 2022 anticipates that its nonjudicial workforce will be reduced to levels not seen since the 1990s. This attrition-driven reduction in workforce, though less immediately impactful than forced layoffs, will have significant and potentially long-reaching consequences for court operations, which will be closely monitored as the year progresses.

Racial Justice – The Johnson Report

By any standard 2020 was a watershed year in issues of race within the United States. The death of George Floyd and numerous other persons of color at the hands of law enforcement authorities has given rise to a growing popular movement demanding reappraisal, and change, of the manner in which the justice system appears to apply different standards to the nation’s communities of color. In response to this concern, Chief Judge DiFiore appointed Jeh Johnson, a prominent New York attorney and former United States Secretary of Homeland Security, as Special Adviser on Equal Justice in the Courts in early June 2020. The Chief Judge empowered the Special Adviser to review and make recommendations about (1) a variety of court system policies and practices addressing issues of racial bias; (2) the structure and operation of various court organizations and programs addressing systemic and implicit bias, including the UCS Office of Diversity and Inclusion, the Franklin H. Williams Judicial Commission, and others; (3) bias education and training practices of judges and nonjudicial personnel; (4) practices of selection and appointment of judges and nonjudicial personnel; and (5) the effects of racial or other bias, if any, on other court programs. As she noted at the time of this appointment:

“The death of George Floyd, and the issues it has brought into harsh focus, are a painful reminder of the repeated injustices and institutional racism that have long undermined the values and unity of our nation. The court system’s commitment to these values is especially vital. Their preservation is a cornerstone of the rule of law, the subject of sacred oaths taken by all judges and lawyers, and the daily endeavors of the thousands of court employees around the State who work tirelessly to advance the cause of justice.”⁴

In October 2020, Secretary Johnson issued a lengthy report⁵ outlining a number of areas in which the Court System’s commitment to the goals of inclusion could be strengthened. The report presented a series of proposals to that end, including strong public commitment to a “zero tolerance” policy on racial or other bias in the courts, expanded bias training for judges and nonjudicial staff, enhanced and clarified roles for Court commissions and divisions designed to address issues of diversity and inclusion, rules and related steps addressing juror bias, pattern jury charges on implicit bias, development of a social media policy, clarification and broader publication of mechanisms to file and investigate claims of bias by and against court personnel, broader collection and dissemination of court system data relevant to issues of race, bias, and inclusion, and the assignment of an independent monitor to evaluate and report on the court system’s implementation of the recommendations. The Chief Judge’s response to the Johnson Report was swift and unequivocally supportive:

“The recommendations put forth by Secretary Johnson offer a tangible framework for a court system that truly reflects the diversity and inclusiveness of our communities, ensures the fair administration of justice and promotes the public trust. I am extremely thankful to Jeh Johnson and his team at the Paul, Weiss law firm for their extraordinarily thoughtful,

⁴ Unified Court System Press Release, June 9, 2020.

⁵ “Report from the Special Adviser on Equal Justice in the New York State Courts” (October 1, 2020).

comprehensive analysis of these critical issues and for their tremendous time and effort in the preparation of this invaluable report. We fully endorse this report and will proceed now to implement its recommendations.”⁶

The Chief Judge has assigned Deputy Chief Administrative Judge Edwina Mendelson to oversee the court system’s day-to-day response to the Johnson Report, and has appointed Alphonso David, President of the Human Rights Campaign and previously Counsel to Governor Andrew M. Cuomo, to serve as the independent monitor. We anticipate that the recommendations of the report will be fully implemented as court policy within the next several months, and will provide a solid foundation for ongoing education and understanding of issues of race in the courts.



The Excellence Initiative

At her investiture as New York’s Chief Judge in February 2016, Janet DiFiore announced, as her highest priority, the Excellence Initiative: a comprehensive and critical evaluation of court operations and administration at every level, toward the goal of “operational and decisional excellence in everything that we do,” evidenced by clear standards and transparent, data-driven metrics. The Excellence Initiative reflects the Judiciary’s primary ongoing focus on the core mission of the Judiciary – to fairly and promptly adjudicate each of the millions of cases filed in the New York State courts every year. Since its inception, the Excellence Initiative has had several core components: the elimination of delay and backlog in court operations; the continued heightened awareness and responsiveness to particularly problematic issues reflected in the court system’s docket (such as the needs of veterans or victims of the opioid crisis); and fidelity to the promise to ensure access to justice for all persons coming before our courts, without regard to economic status or other personal circumstances.

The pandemic provided an opportunity to demonstrate the efficacy of the Excellence Initiative’s core principles in the novel area of crisis response. Each strategic and tactical step of the court system in addressing the virus, in both the initial reduction and consolidation of court operations in March 2020 and the phased resumption of broader operations in April and after, has been driven by the close review of safety and performance metrics. Throughout the crisis, the Chief Judge, Chief Administrative Judge, and senior court administrators have reviewed and discussed daily reports on a wide range of operational issues, including emergency applications, motions, criminal arrests, bail applications, family court applications, filings by electronic means, juror statistics, trials and others, as well as rates of COVID incidence and other health and safety statistics. By now a familiar practice, this data-driven decision-making allows the court system’s response to the crisis to be optimally informed, nuanced and flexible. We fully expect a resumption of the more traditional beneficial effects of these principles – reduced backlogs and efficient use of resources – as operations return to normal.

⁶ Unified Court System Press Release, October 15, 2020.

Court Simplification

While the coronavirus crisis limited progress this year on one of the primary policy concerns addressed in the court system's FY 2021 budget – court simplification – it provided stark additional proof of the need for such structural change. The difficulties navigating New York's archaic divisions of courts and jurisdictions become far more consequential in a time of sustained public emergency, which requires capacity to marshal resources flexibly and efficiently, to coordinate and temporarily consolidate operations, to reassign judges and cases nimbly, and to respond to rapidly changing conditions and directives from State and federal authorities. The simplification of the courts proposed by the Chief Judge, which would consolidate Supreme Court, the Court of Claims, County Court, Family Court and Surrogate's Court into a single Supreme Court and merge City and District Courts into a single Municipal Court, will bring clarity, transparency and simplicity to this complex system, greatly enhance that system's ability to maximize efficiencies and modernize operations statewide, and facilitate the courts' ability to respond creatively and effectively to the changing needs of the people we serve. While the coronavirus emergency precluded progress towards consolidation this year, we continue to urge strongly that the issue be addressed by the Legislature and the Executive in FY 2022.

Criminal Justice Reform

The State's response to the COVID-19 public health emergency, which included the suspension by Executive order of practices and proceedings regarding readiness, protective orders, and certificates of compliance, effectively delayed implementation of the far-reaching reforms of New York State's criminal justice system that took effect on January 1, 2020. Likewise, suppressed arrest rates during the pandemic and the judicial and prosecutorial consideration of the heightened risks associated with pre-trial incarceration during the pandemic have delayed and distorted the operational impact of bail reform. Consequently, we are not yet able to assess the operational or fiscal consequences of these reforms upon court operations. We will be monitoring these consequences closely as the emergency abates and criminal discovery and speedy trial reforms are implemented in full.

Ensuring Access to Justice

Especially during a period of state and national crisis, the provision of meaningful access to the courts by all persons, without regard to economic status, education, disability, or language proficiency, remains a matter of paramount importance in our justice system and to the Excellence Initiative. Toward this goal, the New York courts continued to undertake a wide range of initiatives in FY 2021, including:

Judiciary Civil Legal Services Grants: With the support of the Governor and the Legislature, the Judiciary Civil Legal Services (JCLS) grants program provides funding to 78 civil legal services organizations serving low-income New Yorkers in every county of the State in matters involving the essentials of life: legal problems in the areas of housing (including evictions, foreclosures and homelessness); family matters (including domestic violence, children and family stability); access to health care and education; and subsistence income (including wages, disability,

veterans and other benefits). Last year, JCLS providers reported handling 421,604 cases benefiting more than 2.2 million New Yorkers. For example, the Legal Aid Society (NYC) reported more than 63,000 cases handled that included evictions, foreclosures, domestic violence, employment, healthcare, and subsistence income. The Legal Aid Society of Northeastern New York provided a broad range of preventative legal advice and information on housing, consumer debt, family, domestic violence, and public benefits matters to help low-income residents of northeastern New York meet their essential needs. Our proposed budget includes \$76.5 million for the continued funding of these crucial civil legal services, in addition to a \$15 million suballocation for the Interest on Lawyer Account (IOLA) to further support civil legal service organizations.

The JCLS grants program, in conjunction with a broad range of other efforts by the New York courts, has made significant progress in ensuring access to justice, which is more important than ever, as low-income New Yorkers seek to resolve legal matters resulting from the economic and health crisis created by the COVID-19 pandemic. In 2017, the Chief Judge's Permanent Commission on Access to Justice, supported by a grant from the Public Welfare Foundation and working with the National Center for State Courts, developed a strategic action plan to eliminate the most salient ongoing features of the "justice gap." That plan proposes a broad array of statewide and local initiatives, with the goal of providing legal assistance to low-income New Yorkers and eliminating the barriers faced by unrepresented litigants when navigating the courts. In implementing the Commission's recommendations over the last several years, the UCS has established access to justice committees in judicial districts throughout the State, and has commenced a wide array of local programs, including most recently a Special COVID Intervention Part for eviction matters and a pilot consumer debt settlement part in Monroe County; a Public Library Technology Hub program that provides remote access to the courts for filing documents and attending proceedings in Suffolk County; expansion of court services through remote help centers in Chautauqua and Erie County Family Courts and kiosks in all 4th Judicial District Family Courts; a Court Navigator program in White Plains Family Court; and an initiative to provide access to technology and pro bono assistance at houses of worship in Westchester County. The FY 2022 budget will continue to support these and similar programs.

Language Access

Building upon the issuance three years ago of a strategic plan for ensuring language access, the UCS continues its commitment that persons with limited English proficiency have the same opportunities to seek justice in New York's courts.

Interpretation Services: As of October 2020, there are 202 languages on the NY State Registry of Court Interpreters; the Office of Language Access (OLA) is working to add an additional four languages by the end of the year. During 2020, the UCS provided interpreters in more than 28,000 court appearances in over 100 different languages, and furnished remote access capability when a qualified interpreter was not available in person. Despite the COVID-19 crisis, 14,369 of those 28,000 court appearances were held between March 2020 and November 2020. OLA is also working with our Court Interpreter Internship partners to develop an interpreter internship that can be completed online.

Remote Interpreting: Scheduling protocol has required that staff interpreters be the first ones contacted when OLA receives a remote interpreter request. This protocol enables staff interpreters to integrate seamlessly into the virtual courtroom. To help meet the needs of the deaf and hearing-impaired community, American Sign Language interpreters on staff have been available for the courts during regular business hours, as well as nights and weekends, to cover scheduled and unscheduled proceedings via remote. The pilot program continues serving as a supplemental tool to ensure all hearing-impaired court users can access the courts.

Bilingual Orders of Protection: As of November 2020, more than 90,000 bilingual orders of protection have been issued in Family, Criminal, and Supreme (Matrimonial) courts. OLA continues to work with the Division of Technology toward expanding bilingual orders to Haitian Creole, Korean and Polish.

Court Interpreting Equipment: There are approximately 301 staff interpreters working in the New York State courts. OLA partnered with the Division of Technology to purchase and distribute new wireless court interpreting equipment to every staff interpreter across the State. This new equipment enables our court interpreter staff to serve New Yorkers while observing proper COVID-19 safety protocols.

Electronic Filing and Document Delivery

Electronic filing is a critical component of the Court System's response to the pandemic, permitting a convenient and safe methodology for court filings in a wide range of matters and locations across the State, including in 60 Supreme Courts and 47 Surrogate's Courts, all four Departments of the Appellate Division, New York City Civil Court (for e-filed cases removed from Supreme Court pursuant to CPLR 325(d)), New York City Housing Court (nonpayment and holdover proceedings), and the Court of Claims in nineteen counties (soon to be expanded statewide). Currently more than 110,000 attorneys are registered users of the New York State Courts Electronic Filing (NYSCEF) system; in addition, more than 47,000 unrepresented users have registered for NYSCEF matters. Since the inception of the e-filing program in 1999, almost three million cases and approximately 37 million documents have been filed electronically.

In May 2020, in response to the COVID-19 public health emergency and the expansion of remote court operations, the UCS initiated a new program, the Electronic Document Delivery System ("EDDS"), to transmit digitized documents to UCS courts, County Clerks, and other court-related offices around the State where NYSCEF is unavailable. Since its inception, more than 275,000 documents have been delivered safely and economically to 326 courts through this new technology. The potential uses of EDDS appear limitless: it was recently adapted to allow courts to upload the recordings and securely distribute audio/video recordings of witness testimony in felony preliminary hearings. We anticipate that this program will further expand in FY 2022, and will remain a critical supplement to the e-filing system and an integral tool of court operations.

Other upcoming expansion and improvements in the NYSCEF and EDDS systems include: expansion of e-filing to the remaining two Supreme Courts and 15 Surrogate's Courts, as well as to the Appellate Term; further expansion of mandatory e-filing; creation of a virtual evidence

room, for the remote presentation of proposed conference, hearing or trial evidence to the court; pilot programs for use of EDDS in Town and Village courts and numerous others. Simply stated, the court system's electronic filing program continues to be innovative, extraordinarily robust, and cost-efficient.

Specialized Courts

The UCS has long been a national leader in the development of specialized courts (often called "problem-solving" courts) that focus on treatment and accountability for criminal justice involved individuals. The court system currently has more than 300 of these courts statewide, including specialized parts for veterans and for the victims of human trafficking, drug and opioid courts, mental health courts, and family treatment courts. The UCS also operates specialized domestic violence, integrated domestic violence, and impaired driving parts throughout New York State. Despite the constraints on in-person court operations during the pandemic, UCS judges and staff have developed practices to conduct virtual wellness checks with participants about their health and treatment regimes. Remote technology is now regularly used to host official treatment court proceedings, connect participants with service providers, and provide training to UCS personnel and community partners.

In 2020 the UCS opened two new opioid courts in Montgomery County and Oneida County, and will be opening a new mental health court in Albany County in early 2021. Treatment court services and best practices will also soon expand into our Family courts to assist parents suffering from substance abuse. As drug addiction, mental illness, and the trauma associated with COVID-19 continue to spread, these important courts are needed more than ever. The FY 2022 budget proposal calls for continued support of the innovative work of these courts.

Access for People with Disabilities

The Judiciary continues to take steps to ensure that no person is denied access to the courts because of a disability. In 2020, at the recommendation of the Chief Judge's Advisory Committee on Access for People with Disabilities, the UCS developed and implemented a revised procedure for receiving and processing requests for reasonable accommodations, enabling a more responsive, efficient and streamlined process for providing judicial and administrative accommodations; also at the Committee's recommendation, we will soon commence a pilot program for online disability accommodation requests. In recent years, the Judiciary has substantially expanded its capacity to provide state-of-the-art assistive listening equipment to court visitors around the State; this program will expand further in the coming fiscal year. In addition, UCS has developed protocols and guidelines for ensuring the continued provision of sign language services and CART (Communication Access Realtime Translation) technology in the virtual court environment.

Technology-Driven Operational Improvements

The UCS Division of Technology continued its mission of facilitating court operations wherever possible through the development and upgrading of database, internet, and programming applications. DoT's accomplishments in FY 2021 were critical to the court system's response to the pandemic, which required real time development, of a wide range of tools for remote operations. A shortened list of those achievements includes the following:

- adaption and expansion of the UCS appearance notification system to send mass notifications to parties via letter/text/voice/email for case postponements, extensions of temporary orders of protection, juror notices and other matters in participating Criminal, Civil, Family, and Town and Village courts throughout the State;
- development of a text notification system to reduce court foot traffic and allow safe staggering of court visitors during in-person court appearance;
- shipment of over 3,000 Laptops, 500 desktops, and 2,000 printers, scanners, headsets, and cameras to employees to support remote work at the onset of the COVID-19 emergency; development of tools to automate the creation and management of over 6,000 secure SSLVPN accounts, and conversion of all VPN users to 2-factor authentication, greatly improving network security;
- implementation of a new Bench View website for judges in all Family courts, local Criminal courts and Supreme courts (Civil Term), allowing judges to securely view case highlights and associated documents without need for remote access to the UCMS case management systems;
- creation of COVID-19 emergency support teams to support all pandemic-related operations including a new 24/7 COVID-19 Hotline available to the general public, VPN support, virtual chambers support, virtual court resource center, and public Microsoft Teams test support;
- automation of mass adjournments in Supreme and County Criminal courts;
- addition and upgrading of equipment to allow for Wi-Fi Access Points in all courtrooms statewide;
- creation of new reporting tools to monitor and assist with COVID-related court activities, including among others: new reports to monitor the felony complaint backlog of jailed defendants; new data collection systems for tracking essential and nonessential daily case activity during COVID; and lists and reports to monitor remote work on open motions; and
- development of an automated online system for the filing with the Office of Court Administration of attorney retention and closing statements as required by the Appellate

Division, First and Second Departments. The new system eliminates the need for mail or in-person filings, and facilitates the storage and later location of those statements.

Moreover, in September 2020, the UCS commenced a conversion in online videoconferencing from Microsoft Skype for Business to Microsoft Teams, with substantially improved audio-visual quality and functionality. That conversion should be complete by year's end. The Teams platform is expected to be the cornerstone of court system remote proceedings – an increasingly important part of court operations – for the foreseeable future.

In addition, Technology staff advanced a broad array of other projects in response to various legislative enactments, including implementation of a new public version of the Certificate of Disposition; deployment of a new Limited English Proficient litigants' dashboard to the web; rollout of a new data collection system to monitor the domestic violence resentencing act; design of an extract to help local law agencies with extreme risk protection order (ERPO) enforcement; design of a data collection tool for use by pretrial service agencies to report data to OCA on supervised release; amended criminal dashboard lists to include information regarding discovery, speedy trial, future appearance times and release statuses; partnered with the State Division of Criminal Justice Services (DCJS) to seal over 200,000 eligible marijuana cases in court records; in conjunction with DCJS, developed an application process to request destruction of eligible marijuana convictions; and numerous others. In sum, notwithstanding the constraints imposed by the COVID crisis, DoT continued its role in advancing technological innovation throughout the Judiciary.

Capital Appropriation

The Judiciary budget request again seeks a \$25 million capital appropriation. This funding will allow the Judiciary to continue the infrastructure support and modernization essential to support efficient operations, including continued advances in computer network and other automation, modernization of security equipment, ongoing digitization of court records, and facility renovation and upgrades.

Additional Issues

Several additional matters arising from UCS operations and fiscal needs in FY 2022 bear mention:

Suballocation of Criminal Defense Assistance: The FY 2021 budget included a suballocation of \$47 million to the New York State Office of Indigent Legal Services (ILS) for the purpose of continuing the court system's longstanding commitment to the funding of New York City institutional criminal defense providers by reducing attorney caseloads based on standards established by the Chief Administrative Judge. Since 2011, ILS has had the statutory function of distributing state funding to criminal defense providers and 18-b attorneys, as well as establishing operating and performance standards for such providers. The Judiciary's suballocation to ILS allows those funds to be expended in a coordinated and efficient manner and eliminates duplicative administrative and audit responsibilities. This suballocation is again included in the FY 2022 budget.

Raise the Age Implementation: As described in past budget reports, the State’s landmark Raise the Age (“RTA”) legislation (L. 2017, c. 59) raised the age of criminal responsibility to 18 years of age, ensuring that young people in New York who commit non-violent crimes receive the intervention and evidence-based treatment they need. This legislation required far-reaching adjustments in a broad range of court system operations, has required a substantial investment of resources, and has been implemented to date in a seamless and successful manner. This initiative had been funded through a suballocation from an Executive branch appropriation, rather than directly through the Judiciary operating budget. In FY 2021, the suballocation funding was not released to the Judiciary presumably due to the fiscal consequences of the pandemic. Given the crucial role of the RTA program in court operations, we have absorbed this additional cost – approximately \$21.6 million, funding more than 100 court staff positions and extensive outside services of attorneys for children – directly in the Judiciary’s FY 2022 operating budget.

Court Officer Academy Classes; Court Officer Candidate Testing: Consistent with the continuation of the systemwide hiring freeze, this budget does not anticipate the graduation of any new court officer trainee classes in FY 2022. Moreover, it continues deferral of the new court officer civil service entry examination described in past budgets. These decisions may be revisited in the event that additional cash funding becomes available in the course of the year.

Certificated Judges: As noted above, earlier this year the Administrative Board of the Courts declined to certificate or recerticate 46 judges eligible for appointment for continued judicial service pursuant to Judiciary Law §115, resulting in savings of more than \$50 million over the next two years. An additional group of judges will be eligible for similar certification or recertification in FY 2022. This proposed budget contains no funding for the 46 justices who were not certificated in FY 2021, and makes no specific assumption as to the number of justices who will, or will not, receive such designation in FY 2022.

Mandatory General Salary Increases: The FY 2021 budget called for a 2% general salary increase for represented court system employees, as required under various collective bargaining agreements. Acting in step with the Executive branch, the Judiciary has deferred payment of these increases so far in FY 2021. The current Enacted Financial Plan anticipates that this contractually-obligated payment will be paid on or before December 30, 2020.

Conclusion

Though representing sharp contraction from the UCS operating budget approved in FY 2021, this FY 2022 budget will nonetheless enable the courts to pursue their mission to provide justice and exercise faithful stewardship of the public trust. It reflects the Judiciary’s ongoing commitment as a full partner with the Executive and the Legislature in meeting the highest standards of public service in a fiscally prudent manner.

**Unified Court System
FY 2022 Budget Request
All Funds Disbursement Requirements
(Millions \$)**

	<u>FY 2021</u>	<u>FY 2022</u>	<u>Change</u>
	<u>Adjusted</u>	<u>Required</u>	
<u>State Operations by Fund</u>			
General Fund	1,989.6	1,963.2	(26.4)
NYC County Clerks' Operations Offset Fund	22.8	22.7	(0.1)
Judiciary Data Processing Offset Fund	25.3	25.9	0.6
Miscellaneous Special Revenue Fund	23.2	24.7	1.5
Indigent Legal Services Fund	25.0	25.0	0.0
Court Facilities Incentive Aid Fund	2.2	2.1	(0.1)
Lawyers Fund for Client Protection	11.3	10.8	(0.5)
State Operations - All Funds Total	2,099.4	2,074.4	(25.0)
<u>Aid to Localities</u>			
General Fund	64.0	64.0	0.0
Court Facilities Incentive Aid Fund	87.0	112.0	25.0
Aid to Localities - All Funds Total	151.0	176.0	25.0
State Operating Funds Total	2,250.4	2,250.4	-
Special Revenue - Federal Funds	9.2	10.4	1.2
Capital Project Funds	25.0	25.0	0.0

**Unified Court System
FY 2022 Budget Request
All Funds Appropriation Requirements**

<u>State Operations</u>	FY 2021	FY 2022	
General Fund	<u>Available</u>	<u>Requested</u>	<u>Change</u>
Courts of Original Jurisdiction	\$1,805,268,457	\$1,780,650,738	(\$24,617,719)
Court of Appeals	\$17,394,795	\$16,861,588	(\$533,207)
Appellate Court Operations	\$91,556,540	\$92,113,776	\$557,236
Appellate Auxiliary Operations	\$138,861,558	\$148,524,827	\$9,663,269
Administration and General Support	\$25,961,699	\$23,867,292	(\$2,094,407)
Judiciary-Wide Maintenance Undistributed	\$0	\$17,703,452	\$17,703,452
State Operations - General Fund Total	\$2,079,043,049	\$2,079,721,673	\$678,624
Special Revenue Funds			
NYC County Clerks' Operations Offset Fund	\$24,837,778	\$23,386,307	(\$1,451,471)
Judiciary Data Processing Offset Fund	\$26,371,067	\$26,697,384	\$326,317
Miscellaneous Special Revenue Fund	\$2,500,000	\$2,500,000	\$0
Attorney Licensing Fund	\$22,452,922	\$25,019,602	\$2,566,680
Indigent Legal Services Fund	\$25,000,000	\$25,000,000	\$0
Court Facilities Incentive Aid Fund	\$2,143,624	\$2,009,727	(\$133,897)
Lawyers' Fund for Client Protection	\$12,747,962	\$10,761,709	(\$1,986,253)
State Operations -Special Revenue Funds Total	\$116,053,353	\$115,374,729	(\$678,624)
State Operations - All Funds Total	\$2,195,096,402	\$2,195,096,402	\$0
<u>Aid to Localities</u>			
General Fund	\$65,000,000	\$65,000,000	\$0
Court Facilities Incentive Aid	\$113,022,070	\$113,022,070	\$0
Aid to Localities Total	\$178,022,070	\$178,022,070	\$0
State Operating Funds Total with Suballocations	\$2,373,118,472	\$2,373,118,472	\$0
Capital Projects	\$25,000,000	\$25,000,000	\$0
Federal Funds	\$19,000,000	\$19,000,000	\$0

Unified Court System
FY 2022 Budget Request
All Funds Appropriation Requirements
Major Purpose Summary by Fund Category

	<u>FY 2021</u> <u>Available</u>	<u>FY 2022</u> <u>Required</u>	<u>Change</u>
Courts of Original Jurisdiction			
General Fund	\$1,805,268,457	\$1,780,650,738	(\$24,617,719)
Special Revenue Funds	\$54,386,031	\$52,698,793	(\$1,687,238)
Total	\$1,859,654,488	\$1,833,349,531	(\$26,304,957)
Court of Appeals			
General Fund	\$17,394,795	\$16,861,588	(\$533,207)
Total	\$17,394,795	\$16,861,588	(\$533,207)
Appellate Court Operations			
General Fund	\$91,556,540	\$92,113,776	\$557,236
Total	\$91,556,540	\$92,113,776	\$557,236
Appellate Auxiliary Operations			
General Fund	\$138,861,558	\$148,524,827	\$9,663,269
Special Revenue Funds	\$47,452,922	\$49,828,599	\$2,375,677
Total	\$186,314,480	\$198,353,426	\$12,038,946
Administration & General Support			
General Fund	\$25,961,699	\$23,867,292	(\$2,094,407)
Special Revenue Funds	\$1,466,438	\$1,374,735	(\$91,703)
Total	\$27,428,137	\$25,242,027	(\$2,186,110)
Judiciary-Wide Maintenance Undistributed			
General Fund	\$0	\$17,703,452	\$17,703,452
Special Revenue Funds	\$0	\$710,893	\$710,893
Total	\$0	\$18,414,345	\$18,414,345
Lawyers' Fund for Client Protection			
Special Revenue Funds	\$12,747,962	\$10,761,709	(\$1,986,253)
Total	\$12,747,962	\$10,761,709	(\$1,986,253)
Aid to Localities			
General Fund	\$65,000,000	\$65,000,000	\$0
Special Revenue Funds	\$113,022,070	\$113,022,070	\$0
Total	\$178,022,070	\$178,022,070	\$0
State Operating Funds Total	\$2,373,118,472	\$2,373,118,472	\$0
Federal Funds	\$19,000,000	\$19,000,000	\$0
Capital Projects Funds	\$25,000,000	\$25,000,000	\$0
All Funds Total	\$2,417,118,472	\$2,417,118,472	\$0

THE JUDICIARY

§2. The several amounts named in this section, or so much thereof as shall be sufficient to accomplish the purposes designated by the appropriations, are hereby appropriated and authorized to be paid as hereinafter provided, to the respective public officers and for the several purposes specified, which amounts shall be available for the fiscal year beginning April 1, 2021.

Notwithstanding any other provision of law, all moneys paid into the state treasury pursuant to subdivision 1 of section 465 of the judiciary law shall thereupon be transferred to the attorney licensing fund.

Notwithstanding any other provision of law, the unified court system may enter into one or more contracts with the center for court innovation for services in relation to various judiciary programs and, with the approval of the chief administrator of the courts filed with the comptroller, may expend up to \$9.7 million of the funds provided by this section for such services pursuant to such contract or contracts.

For services and expenses including travel outside the state and the payment of liabilities incurred prior to April 1, 2021 in accordance with the following schedule:

JUDICIARY OPERATING BUDGET SUMMARY OF NEW APPROPRIATIONS

Fund Type	State Operations	Aid to Localities	Capital Projects	Total
GF - State /Local	2,079,721,673	65,000,000	0	2,144,721,673
SR - Federal	19,000,000	0	0	19,000,000
SR - Other	115,374,729	113,022,070	0	228,396,799
CP - Other	0	0	25,000,000	25,000,000
All Funds	2,214,096,402	178,022,070	25,000,000	2,417,118,472

STATE OPERATIONS AND AID TO LOCALITIES 2021-22

	Appropriations	Reappropriations
General Fund - State and Local	2,144,721,673	74,961,900
Special Revenue Funds - Federal	19,000,000	33,350,000
Special Revenue Funds - Other	228,396,799	25,269,600
All Funds	2,392,118,472	133,581,500

SCHEDULE

Notwithstanding any provision of law, the amount appropriated for any program within a major purpose within this schedule may be increased or decreased in any amount by interchange with any other program in any other major purpose, or with any appropriation in section three of this act, with the approval of the chief administrator of the courts.

COURTS OF ORIGINAL JURISDICTION 1,852,349,531

**General Fund / State Operations
State Purposes Account**

PERSONAL SERVICE

Personal service - regular	1,504,291,545
Personal service - temporary	2,551,636

Personal service - holiday / overtime compensation	27,270,611
Amount available for personal service	<u>1,534,113,792</u>

NONPERSONAL SERVICE

Supplies and Materials	20,761,556
Travel	1,161,320
Contractual Services	222,860,191
Equipment	<u>1,753,879</u>
Amount available for nonpersonal service	<u>246,536,946</u>

Program account subtotal	<u><u>1,780,650,738</u></u>
--------------------------------	-----------------------------

**Special Revenue Funds - Other / State Operations
New York City County Clerks' Operations Offset Fund**

For services and expenses as provided by section 94-a of the state finance law.

PERSONAL SERVICE

Personal service - regular	21,795,347
Personal service - holiday / overtime compensation	<u>2,898</u>
Amount available for personal service	<u>21,798,245</u>

NONPERSONAL SERVICE

Supplies and Materials	184,651
Travel	1,049
Contractual Services	<u>1,167,314</u>
Amount available for nonpersonal service	<u>1,353,014</u>

Program fund subtotal	<u><u>23,151,259</u></u>
-----------------------------	--------------------------

**Special Revenue Funds - Other / State Operations
Judiciary Data Processing Offset Fund**

For services and expenses as provided by section 94-b of the state finance law.

PERSONAL SERVICE

Personal service - regular	<u>26,412,542</u>
Program fund subtotal	<u><u>26,412,542</u></u>

**Special Revenue Funds - Other / State Operations
Court Facilities Incentive Aid Fund**

PERSONAL SERVICE

Personal service - regular	634,792
Personal service - holiday / overtime compensation	<u>200</u>
Program fund subtotal	<u>634,992</u>

Special Revenue Funds - Federal / State Operations
Federal Operating Grants Fund
Federal Miscellaneous Grants (Operating) Account

MAINTENANCE UNDISTRIBUTED

For services and expenses including travel outside the state and the payment of liabilities incurred prior to April 1, 2021	<u>9,500,000</u>
Program account subtotal	<u>9,500,000</u>

Special Revenue Funds - Federal / State Operations
Federal Grants - Health and Human Services

MAINTENANCE UNDISTRIBUTED

For services and expenses including travel outside the state and the payment of liabilities incurred prior to April 1, 2021	<u>9,500,000</u>
Program account subtotal	<u>9,500,000</u>

Special Revenue Funds - Other / State Operations
Miscellaneous Special Revenue Fund

NONPERSONAL SERVICE

Supplies and Materials	50,000
Travel	50,000
Contractual Services	2,000,000
Equipment	<u>150,000</u>
Amount available for nonpersonal service	<u>2,250,000</u>
Program fund subtotal	<u>2,250,000</u>

Special Revenue Funds - Other / Asset Forfeiture
Miscellaneous Special Revenue Fund

NONPERSONAL SERVICE

Supplies and Materials	10,000
Contractual Services	120,000
Equipment	<u>120,000</u>

Amount available for nonpersonal service	250,000
Program fund subtotal	<u>250,000</u>

COURT OF APPEALS **16,861,588**

**General Fund / State Operations
State Purposes Account**

PERSONAL SERVICE

Personal service - regular	15,107,488
Personal service - holiday / overtime compensation	<u>120,948</u>
Amount available for personal service	<u>15,228,436</u>

NONPERSONAL SERVICE

Supplies and Materials	910,524
Travel	313,845
Contractual Services	<u>408,783</u>

Amount available for nonpersonal service	<u>1,633,152</u>
--	------------------

Program account subtotal	<u><u>16,861,588</u></u>
--------------------------------	--------------------------

APPELLATE COURT OPERATIONS **92,113,776**

**General Fund / State Operations
State Purposes Account**

PERSONAL SERVICE

Personal service - regular	87,171,286
Personal service - temporary	110,344
Personal service - holiday / overtime compensation	<u>192,749</u>

Amount available for personal service	<u>87,474,379</u>
---	-------------------

NONPERSONAL SERVICE

Supplies and Materials	1,941,293
Travel	128,156
Contractual Services	2,408,488
Equipment	<u>161,460</u>

Amount available for nonpersonal service	<u>4,639,397</u>
--	------------------

Program account subtotal	<u><u>92,113,776</u></u>
--------------------------------	--------------------------

APPELLATE AUXILLIARY OPERATIONS 198,353,426

**General Fund / State Operations
State Purposes Account**

PERSONAL SERVICE

Personal service - regular	32,212,630
Personal service - temporary	309,824
Personal service - holiday / overtime compensation	<u>552</u>
Amount available for personal service	<u>32,523,006</u>

NONPERSONAL SERVICE

Supplies and Materials	299,341
Travel	393,900
Contractual Services	<u>115,308,580</u>
Amount available for nonpersonal service	<u>116,001,821</u>
Program account subtotal	<u><u>148,524,827</u></u>

**Special Revenue Funds - Other / State Operations
Attorney Licensing Fund**

For services and expenses funded from fees required pursuant to section 468-a of the judiciary law.

PERSONAL SERVICE

Personal service - regular	17,711,166
Personal service - holiday / overtime compensation	<u>15,594</u>
Amount available for personal service	<u>17,726,760</u>

NONPERSONAL SERVICE

Supplies and Materials	221,036
Travel	62,852
Contractual Services	<u>6,817,951</u>
Amount available for nonpersonal service	<u>7,101,839</u>
Program fund subtotal	<u><u>24,828,599</u></u>

**Special Revenue Funds - Other / State Operations
Indigent Legal Services Fund**

For services and expenses as provided by section 98-b of the state finance law.

NONPERSONAL SERVICE

Contractual Services	25,000,000
Amount available for nonpersonal service	25,000,000
Program fund subtotal	<u>25,000,000</u>

ADMINISTRATION AND GENERAL SUPPORT **25,242,027**

**General Fund / State Operations
State Purposes Account**

PERSONAL SERVICE

Personal service - regular	17,905,950
Personal service - holiday / overtime compensation	19,671
Amount available for personal service	<u>17,925,621</u>

NONPERSONAL SERVICE

Supplies and Materials	148,962
Travel	413,925
Contractual Services	5,378,784
Amount available for nonpersonal service	<u>5,941,671</u>
Program account subtotal	<u>23,867,292</u>

**Special Revenue Funds - Other / State Operations
Court Facilities Incentive Aid Fund**

PERSONAL SERVICE

Personal service - regular	1,364,633
Amount available for personal service	<u>1,364,633</u>

NONPERSONAL SERVICE

Supplies and Materials	527
Travel	1,250
Contractual Services	8,325
Amount available for nonpersonal service	<u>10,102</u>
Program fund subtotal	<u>1,374,735</u>

JUDICIARY-WIDE MAINTENANCE UNDISTRIBUTED **18,414,345**

**General Fund / State Operations
State Purposes Account**

PERSONAL SERVICE

Personal service - regular 17,703,452

**Special Revenue Funds - Other / State Operations
Attorney Licensing Fund**

PERSONAL SERVICE

Personal service - regular 191,003

**Special Revenue Funds - Other / State Operations
New York City County Clerks' Operations Offset Fund**

PERSONAL SERVICE

Personal service - regular 235,048

**Special Revenue Funds - Other / State Operations
Judiciary Data Processing Offset Fund**

PERSONAL SERVICE

Personal service - regular 284,842

LAWYERS' FUND FOR CLIENT PROTECTION 10,761,709

**Special Revenue Funds - Other / State Operations
Lawyers' Fund for Client Protection of the State of New York**

For expenses associated with the operation of the lawyers' fund for client protection of the state of new york; provided that, notwithstanding any other provision of law to the contrary, and in accordance with section 4 of the state finance law, the state comptroller is hereby authorized and directed to transfer, upon the request of the chief administrator of the courts, up to \$3,750,000 from the special revenue funds - other / state operations attorney licensing fund to the lawyers' fund for client protection of the state of New York on or before March 31, 2022.

PERSONAL SERVICE

Personal service - regular 605,079

Amount available for personal service 605,079

NONPERSONAL SERVICE

Supplies and Materials 24,000

Travel 17,000

Contractual Services 10,115,630

Amount available for nonpersonal service 10,156,630

Program fund subtotal 10,761,709

AID TO LOCALITIES **178,022,070**

**General Fund / Aid to Localities
Local Assistance Account**

MAINTENANCE UNDISTRIBUTED

For services and expenses associated with the justice court
assistance program 3,000,000

For suballocation to the board of trustees of the new york interest on lawyer account fund at the direction of the chief administrator of the courts, for services and expenses associated with operation of section 97-v of the state finance law, as added by chapter 659 of the laws of 1983; provided, however, such direction shall be given not later than thirty days after this act shall become law.

For services and expenses in relation to IOLA 15,000,000

For suballocation to the office of indigent legal services, at the direction of the chief administrator of the courts, for payment pursuant to law to New York city, pursuant to an agreement with such city, for services and expenses related to implementation of caseload standards for institutional providers representing indigent clients in criminal cases in such city. Notwithstanding any other provision of law, monies received by the office of indigent legal services pursuant to this suballocation may be distributed to New York city only to the extent necessary to enable compliance with section 127.7 of the rules of the chief administrator of the court (22 NYCRR §127.7)

For services and expenses associated with the criminal
caseload reduction program..... 47,000,000

Program fund subtotal **65,000,000**

**Special Revenue Funds - Other / Aid to Localities
Court Facilities Incentive Aid Fund**

For expenses necessary to implement the provisions of law relating to the furnishing of court facilities and the provisions of section 219-a of the judiciary law; provided that, section 4 of the state finance law, where monies in the court facilities incentive aid fund, including such monies as may be transferred thereto pursuant to subdivision 6 of section 94 of the state finance law, are insufficient to meet vouchers presented for payment charged to this appropriation or for transfers made pursuant to paragraph (b) of subdivision 2 of such section, the state comptroller is hereby authorized and directed to transfer, upon the request of the chief administrator of the courts, sufficient monies to meet such vouchers or to permit such transfers, not exceeding \$55,000,000 from the general fund to the court facilities incentive aid fund on or before March 31, 2022.

MAINTENANCE UNDISTRIBUTED

For services and expenses associated with the court facilities
incentive aid program 113,022,070

Program fund subtotal **113,022,070**

CAPITAL PROJECTS 2021-22

For the comprehensive construction programs, purposes and projects as herein specified in accordance with the following schedule:

	Appropriations	Reappropriations
Capital Projects Funds - Other.....	25,000,000	26,320,000
	<hr/>	<hr/>
All Funds	25,000,000	26,320,000
	<hr/> <hr/>	<hr/> <hr/>

IT, FACILITY RENOVATION, COURT RECORDS AND SECURITY INITIATIVE PROGRAM (CCP)

25,000,000

Capital Projects Funds - Other
 Capital Projects Fund
 Program Improvement/Change Purpose

For services and expenses related to the acquisition and development of technology, including but not limited to equipment, software and services (52012101)	22,000,000
For services and expenses related to alterations and improvements for health and safety in courthouses (52022101)	1,500,000
For expenses related to the acquisition of equipment required upon general facility renovation or upgrade (52032101)	1,000,000
For services and expenses related to the creation, management, protection and preservation of records of the unified court system, including but not limited to digital scanners, shelving and filing systems (52042101)	500,000

THE JUDICIARY

GENERAL STATE CHARGES 2021-22

For services and expenses including travel outside the state and the payment of liabilities incurred prior to April 1, 2021 in accordance with the following schedule:

	Appropriations	Reappropriations
General Fund - State and Local.....	851,755,697	66,900,000
Special Revenue Funds - Other	<u>36,572,666</u>	<u>3,050,000</u>
All Funds	<u><u>888,328,363</u></u>	<u><u>69,950,000</u></u>

JUDICIARY GENERAL STATE CHARGES SUMMARY OF NEW APPROPRIATIONS

Fund Type	State Operations	Aid to Localities	Capital Projects	Total
GF - State /Local	851,755,697	0	0	851,755,697
SR - Other	<u>36,572,666</u>	0	0	<u>36,572,666</u>
All Funds	<u><u>888,328,363</u></u>	0	0	<u><u>888,328,363</u></u>

SCHEDULE

GENERAL STATE CHARGES **888,328,363**

**General Fund / State Operations
State Purposes Account**

FRINGE BENEFITS

For Fringe Benefits 851,755,697

Program account subtotal **851,755,697**

**Special Revenue Funds - Other / State Operations
Attorney Licensing Fund**

FRINGE BENEFITS

For Fringe Benefits 8,541,405

Program fund subtotal **8,541,405**

**Special Revenue Funds - Other / State Operations
Court Facilities Incentive Aid Fund**

FRINGE BENEFITS

For Fringe Benefits 972,157

Program fund subtotal **972,157**

**Special Revenue Funds - Other / State Operations
Lawyers' Fund for Client Protection**

FRINGE BENEFITS

For Fringe Benefits	<u>286,471</u>
Program fund subtotal	<u>286,471</u>

**Special Revenue Funds - Other / State Operations
New York City County Clerks' Operations Offset Fund**

FRINGE BENEFITS

For Fringe Benefits	<u>13,059,420</u>
Program fund subtotal	<u>13,059,420</u>

**Special Revenue Funds - Other / State Operations
Judiciary Data Processing Offset Fund**

FRINGE BENEFITS

For Fringe Benefits	<u>13,713,213</u>
Program fund subtotal	<u>13,713,213</u>

REAPPROPRIATIONS

§3. The several amounts named in this section, or so much thereof as shall be sufficient to accomplish the purposes designated being the unexpended balances of a prior year's appropriation, are hereby reappropriated from the same funds and made available for the same purposes as the prior year's appropriation, unless amended herein, for the state fiscal year beginning April 1, 2021.

THE JUDICIARY

STATE OPERATIONS AND AID TO LOCALITIES REAPPROPRIATIONS 2021-22

COURTS OF ORIGINAL JURISDICTION

**General Fund / State Operations
State Purposes Account**

By chapter 51, section 2, of the laws of 2020:

Personal service - regular	1,511,519,809	(re.	24,000,000)
Personal service - temporary	1,104,099	(re.	17,500)
Personal service - holiday / overtime compensation	30,139,088	(re.	477,000)

**Special Revenue Funds - Other / State Operations
New York City County Clerks' Operations Offset Fund**

By chapter 51, section 2, of the laws of 2020:

Personal service - regular	21,311,490	(re.	337,000)
Personal service - holiday / overtime compensation	3,489	(re.	50)

**Special Revenue Funds - Other / State Operations
Judiciary Data Processing Offset Fund**

By chapter 51, section 2, of the laws of 2020:

Personal service - regular	26,371,067	(re.	417,000)
----------------------------------	------------------	------	----------

**Special Revenue Funds - Other / State Operations
Court Facilities Incentive Aid Fund**

By chapter 51, section 2, of the laws of 2020:

Personal service - regular	677,186	(re.	10,000)
----------------------------------	---------------	------	---------

**Special Revenue Funds - Federal / State Operations
Federal Operating Grants Fund
Federal Miscellaneous Grants (Operating) Account**

By chapter 51, section 2, of the laws of 2020:

For services and expenses including travel outside the state and the payment of liabilities incurred prior to April 1, 2020	9,500,000	(re.	9,500,000)
---	-----------------	------	------------

By chapter 51, section 2, of the laws of 2019, as reappropriated
by chapter 51, section 3, of the laws of 2020:
For services and expenses including travel

outside the state and the payment of liabilities incurred prior to April 1, 2019	9,500,000	(re.	8,000,000)
--	-----------------	------	------------

By chapter 51, section 2, of the laws of 2018, as reappropriated by chapter 51, section 3, of the laws of 2020:

For services and expenses including travel outside the state and the payment of liabilities incurred prior to April 1, 2018	4,500,000	(re.	700,000)
---	-----------------	------	----------

By chapter 51, section 2, of the laws of 2017, as reappropriated by chapter 51, section 3, of the laws of 2020:

For services and expenses including travel outside the state and the payment of liabilities incurred prior to April 1, 2017	3,500,000	(re.	650,000)
---	-----------------	------	----------

**Special Revenue Funds - Federal / State Operations
Federal Grants - Health and Human Services**

By chapter 51, section 2, of the laws of 2020:

For services and expenses including travel outside the state and the payment of liabilities incurred prior to April 1, 2020	9,500,000	(re.	9,500,000)
---	-----------------	------	------------

By chapter 51, section 2, of the laws of 2019, as reappropriated by chapter 51, section 3, of the laws of 2020:

For services and expenses including travel outside the state and the payment of liabilities incurred prior to April 1, 2019	9,500,000	(re.	2,200,000)
---	-----------------	------	------------

By chapter 51, section 2, of the laws of 2018, as reappropriated by chapter 51, section 3, of the laws of 2020:

For services and expenses including travel outside the state and the payment of liabilities incurred prior to April 1, 2018	5,500,000	(re.	2,400,000)
---	-----------------	------	------------

By chapter 51, section 2, of the laws of 2017, as reappropriated by chapter 51, section 3, of the laws of 2020:

For services and expenses including travel outside the state and the payment of liabilities incurred prior to April 1, 2017	5,000,000	(re.	400,000)
---	-----------------	------	----------

**Special Revenue Funds - Other / State Operations
Miscellaneous Special Revenue Fund**

By chapter 51, section 2, of the laws of 2020:

Supplies and Materials	50,000	(re.	50,000)
Travel	50,000	(re.	50,000)
Contractual Services	2,540,000	(re.	2,400,000)
Equipment.....	150,000	(re.	150,000)

By chapter 51, section 2, of the laws of 2019, as reappropriated by chapter 51, section 3, of the laws of 2020:

Supplies and Materials	750	(re.	750)
Travel	1,500	(re.	1,500)
Contractual Services	2,540,000	(re.	1,200,000)

By chapter 51, section 2, of the laws of 2018, as reappropriated
by chapter 51, section 3, of the laws of 2020:

Contractual Services	1,538,921	(re.	200,000)
----------------------------	-----------------	------	----------

By chapter 51, section 2, of the laws of 2017, as reappropriated
by chapter 51, section 3, of the laws of 2020:

Contractual Services	3,037,878	(re.	150,000)
----------------------------	-----------------	------	----------

COURT OF APPEALS

**General Fund / State Operations
State Purposes Account**

By chapter 51, section 2, of the laws of 2020:

Personal service - regular	15,606,643	(re.	275,000)
Personal service - holiday / overtime compensation	105,000	(re.	2,000)

APPELLATE COURT OPERATIONS

**General Fund / State Operations
State Purposes Account**

By chapter 51, section 2, of the laws of 2020:

Personal service - regular	86,455,114	(re.	1,370,000)
Personal service - temporary	170,000	(re.	3,000)
Personal service - holiday / overtime compensation	177,600	(re.	3,000)

APPELLATE AUXILLIARY OPERATIONS

**General Fund / State Operations
State Purposes Account**

By chapter 51, section 2, of the laws of 2020:

Personal service - regular	32,208,043	(re.	500,000)
Personal service - holiday / overtime compensation	600	(re.	100)

**Special Revenue Funds - Other / State Operations
Attorney Licensing Fund**

By chapter 51, section 2, of the laws of 2020:

Personal service - regular	16,970,143	(re.	269,000)
Personal service - holiday / overtime compensation	16,000	(re.	300)

ADMINISTRATION AND GENERAL SUPPORT

**General Fund / State Operations
State Purposes Account**

By chapter 51, section 2, of the laws of 2020:

Personal service - regular	19,820,248	(re. 314,000)
Personal service - holiday / overtime compensation	18,702	(re. 300)

**Special Revenue Funds - Other / State Operations
Court Facilities Incentive Aid Fund**

By chapter 51, section 2, of the laws of 2020:

Personal service - regular	1,454,653	(re. 23,000)
----------------------------------	-----------------	--------------

LAWYERS' FUND FOR CLIENT PROTECTION

**Special Revenue Funds - Other / State Operations
Lawyers' Fund for Client Protection of the State of New York**

By chapter 51, section 2, of the laws of 2020:

Personal service - regular	592,856	(re. 9,000)
----------------------------------	---------------	-------------

AID TO LOCALITIES

**General Fund / Aid to Localities
Local Assistance Account**

By chapter 51, section 2, of the laws of 2020:

For services and expenses associated with the justice court assistance program	4,500,000	(re. 1,000,000)
--	-----------------	-----------------

**Special Revenue Funds - Other / Aid to Localities
Court Facilities Incentive Aid Fund**

By chapter 51, section 2, of the laws of 2020:

For expenses necessary to implement provisions of law relating to the furnishing of court facilities and the provisions of section 219-a of the judiciary law; provided that, notwithstanding any other provision of law to the contrary, and in accordance with section 4 of the state finance law, where monies in the court facilities incentive aid fund, including such monies as may be transferred thereto pursuant to subdivision 6 of section 94 of the state finance law, are insufficient to meet vouchers presented for payment charged to this appropriation or for transfers made pursuant to paragraph (b) of subdivision 2 of such section, the state comptroller is hereby authorized and directed to transfer, upon the request of the chief administrator of the courts, sufficient monies to meet such vouchers or to permit such transfers, not exceeding \$55,000,000 from the general fund to the court facilities incentive aid fund on or before March 31, 2021.

For services and expenses associated with the court facilities incentive aid program	113,022,070	(re. 20,000,000)
--	-------------------	------------------

INDIGENT CRIMINAL DEFENSE

**General Fund / Aid to Localities
Local Assistance Account**

By chapter 51, section 2, of the laws of 2020:

For suballocation to the office of indigent legal services, at the direction of the chief administrator of the courts, for payment pursuant to law to New York city, pursuant to an agreement with such city, for services and expenses related to implementation of caseload standards for institutional providers representing indigent clients in criminal cases in such city. Notwithstanding any other provision of law, monies received by the office of indigent legal services pursuant to this suballocation may be distributed to New York city only to the extent necessary to enable compliance with section 127.7 of the rules of the chief administrator of the court (22 NYCRR §127.7)

For services and expenses associated with the Criminal

Caseload Reduction Program.....	47,000,000	(re.	47,000,000)
---------------------------------	------------------	------	-------------

CAPITAL PROJECTS REAPPROPRIATIONS 2020-2021

COURTHOUSE IMPROVEMENTS (CCP)

Capital Projects Fund

Preservation of Facilities Purpose

By chapter 51, section 2, of the laws of 2007, as reappropriated
by chapter 51, section 3, of the laws of 2020:

For expenses associated with the acquisition of and improvements to a training academy in Kings County for the training of court security personnel (52JT0707)	33,700,000	(re.	1,000,000)
--	------------------	------	------------

By chapter 51, section 2, of the laws of 2007, as amended by
chapter 51, section 3, of the laws of 2012, as reappropriated by
chapter 51, section 3, of the laws of 2020:

For expenses associated with the acquisition of and improvements to a training academy in Kings County for the training of court security personnel (52JT0707)	24,200,000	(re.	1,000,000)
--	------------------	------	------------

IT, FACILITY RENOVATION, COURT RECORDS AND SECURITY INITIATIVE PROGRAM (CCP)

Capital Projects Fund - Other

Capital Projects Fund

Program Improvement/Change Purpose

By chapter 51, section 2, of the laws of 2020:

For services and expenses related to the acquisition and development of technology, including but not limited to equipment, software and services (52012001)	20,000,000	(re.	18,000,000)
--	------------------	------	-------------

For services and expenses related to alterations and improvements for health and safety in courthouses (52022001)	3,000,000	(re.	900,000)
--	-----------------	------	----------

For expenses related to the acquisition of equipment required upon general facility renovation or upgrade (52032001)	1,000,000	(re.	600,000)
--	-----------------	------	----------

For services and expenses related to the creation, management, protection and preservation of records of the unified court system, including but not limited to digital scanners, shelving and filing systems (52042001).....	1,000,000	(re.	700,000)
--	-----------------	------	----------

By chapter 51, section 2, of the laws of 2019, as reappropriated
by chapter 51, section 3, of the laws of 2020:

For services and expenses related to the acquisition and development of technology, including but not limited to equipment, software and services (52011901)	18,000,000	(re.	2,000,000)
--	------------------	------	------------

For services and expenses related to alterations and improvements for health and safety in courthouses (52021901)	3,000,000	(re.	800,000)
--	-----------------	------	----------

For expenses related to the acquisition of equipment required upon general facility renovation or upgrade (52031901)	1,000,000	(re. 20,000)
--	-----------------	--------------

For services and expenses related to the creation, management, protection and preservation of records of the unified court system, including but not limited to digital scanners, shelving and filing systems (52041901).....	2,000,000	(re. 300,000)
---	-----------------	---------------

Capital Projects Funds- Other
Miscellaneous Capital Projects Fund
Judiciary Equitable Sharing Agreement- Treasury Account
Program Improvement or Program Change Purpose

By chapter 51, section 2, of the laws of 2019, as reappropriated by chapter 51, section 3, of the laws of 2020:

For moneys to the judiciary for the treasury department to be used for law enforcement purposes.....	1,675,000	(re. 1,000,000)
--	-----------------	-----------------

GENERAL STATE CHARGES REAPPROPRIATION 2020-2021

General Fund / State Operations

State Purposes Account

By Chapter 51, Section 2, of the laws of 2020:

For Fringe Benefits	813,896,027	(re. 66,900,000)
---------------------------	-------------------	------------------

Special Revenue Funds - Other / State Operations

Attorney Licensing Fund

By Chapter 51, Section 2, of the laws of 2020:

For Fringe Benefits	7,770,630	(re. 760,000)
---------------------------	-----------------	---------------

Special Revenue Funds - Other / State Operations

Court Facilities Incentive Aid Fund

By Chapter 51, Section 2, of the laws of 2020:

For Fringe Benefits	996,189	(re. 90,000)
---------------------------	---------------	--------------

Special Revenue Funds - Other / State Operations

Lawyers' Fund for Client Protection

By Chapter 51, Section 2, of the laws of 2020:

For Fringe Benefits	267,236	(re. 20,000)
---------------------------	---------------	--------------

Special Revenue Funds - Other / State Operations

New York City County Clerks' Operations Offset Fund

By Chapter 51, Section 2, of the laws of 2020:

For Fringe Benefits	12,020,343	(re. 950,000)
---------------------------	------------------	---------------

Special Revenue Funds - Other / State Operations

Judiciary Data Processing Offset Fund

By Chapter 51, Section 2, of the laws of 2020:

For Fringe Benefits	13,108,178	(re. 1,230,000)
---------------------------	------------------	-----------------

STATE OF NEW YORK
JUDICIARY BUDGET

Fiscal Year
2022

Part I
**Judiciary
Budget Request**

Judiciary

FY 2022 Budget Request

Overview

The Judiciary. The Judiciary is one of three branches of New York State government. Article VI of the State Constitution establishes the Judiciary as the Unified Court System for the State, defines the organization and jurisdiction of the courts, and provides for the administrative supervision of the courts by a Chief Administrator on behalf of the Chief Judge of the State.

The objectives of the Judiciary are to: (1) provide a forum for the peaceful, fair and prompt resolution of civil and family disputes, criminal charges, disputes between citizens and the State, and challenges to government action; (2) supervise the administration of decedents' estates; (3) preside over adoptions and proceedings to protect children and the mentally ill; and (4) regulate the admission of lawyers to the Bar and their conduct and discipline.

Administration of the Judiciary. The administrative structure of this court system is prescribed by the State Constitution, which denominates the Chief Judge of the Court of Appeals as the head of the Judiciary. The Chief Judge is authorized to adopt administrative policy for the courts after consultation with the Administrative Board of the Courts (comprised of the Chief Judge and the Presiding Justices of the four Appellate Divisions), and approval by the Court of Appeals. With the advice and consent of the Administrative Board, the Chief Judge also appoints a Chief Administrator of the Courts (or Chief Administrative Judge if they are a judge) who is responsible for supervising the day-to-day administration and operation of the trial courts. The Appellate Divisions and the Court of Appeals are responsible for the administration and operation of their courts.

In discharge of their responsibility for managing the trial courts, the Chief Administrative Judge designates Deputy Chief Administrative Judges for the courts within and outside New York City. On behalf of the Chief Administrative Judge, and together with a corps of Administrative Judges, these designees supervise court operations in the State's Judicial Districts.

By statute and by direction of the Chief Judge, the Chief Administrative Judge also establishes the administrative office of the courts. This office is bifurcated into the Office of Court Administration within the Administration and General Support Major Purpose, and the Division of Court Support Services within the Courts of Original Jurisdiction Major Purpose. The Office of Court Administration consists of offices that provide legal, policy, fiscal, and human resource support to the Chief Administrator. The Division of Court Support Services assists the Chief Administrative Judge by providing centralized management support to court operations including technology, personnel, legal information, records management, security, and payroll services.

Funding of the Judiciary. By statute, and since the late 1970's, the nine major trial courts (Supreme Courts, Court of Claims, County Courts, Family Courts, Surrogate's Courts, New York City Civil and Criminal Courts, District Courts, and City Courts outside New York City) and all three appellate courts (Court of Appeals, Appellate Divisions, and Appellate Terms) are funded entirely by the State except that local governments, with some limited State financial assistance, bear responsibility for provision of court facilities. The Town and Village Justice Courts, by contrast, are funded by the towns and villages in which they sit, although they do receive limited State financial assistance as well.

Structure and Jurisdiction of the Courts

The Unified Court System is structured as follows:

APPELLATE COURTS

Court of Appeals
Appellate Divisions of the Supreme Court
Appellate Terms of the Supreme Court
County Courts (acting as appellate courts)

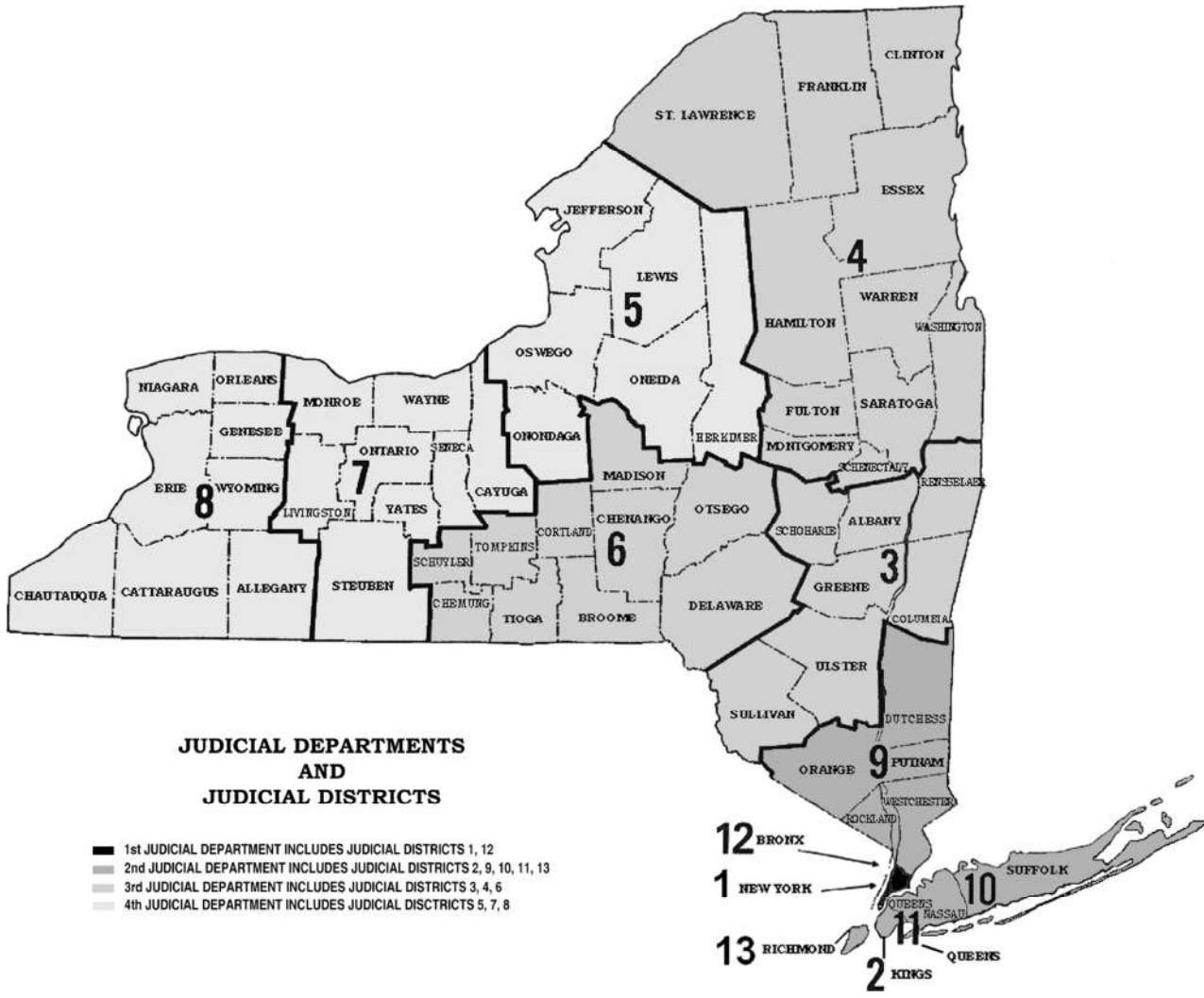
TRIAL COURTS OF SUPERIOR JURISDICTION

<i>Statewide:</i>	<i>Outside New York City:</i>
Supreme Court	County Court
Court of Claims	
Family Court	
Surrogate's Court	

TRIAL COURTS OF LIMITED JURISDICTION

<i>New York City:</i>	<i>Outside New York City:</i>
Criminal Court	City Courts
Civil Court	District Courts
	Town Courts*
	Village Courts*

*Locally funded courts



MAJOR PURPOSE SUMMARY Courts of Original Jurisdiction	FY 2022 All Funds Budget Request: \$1,852,349,531
	General Fund: 1,780,650,738
	State Special Revenue Funds: 52,698,793
	Federal Special Revenue Funds: 19,000,000

Major Purpose Description

The Courts of Original Jurisdiction (COJ) Major Purpose is comprised of the following program components: Supreme and County Courts, Family Courts, Surrogate’s Courts, Multi-Bench Courts, City and District Courts, New York City Housing Court, Community Courts, Drug Treatment Courts, Court of Claims, Jury Operations, New York City County Clerks, Law Libraries, the Office of Alternative Dispute Resolution and Court Improvement Programs, Court Support Services, Town and Village Courts, Public Safety, COJ Maintenance Undistributed, and Administration.

Summary of FY 2022 Funding

The COJ Major Purpose State Operations All Funds budget request is \$1.85 billion, or a decrease of \$26.3 million (-1.4%) from the current year adjusted appropriation. The request includes the following:

Personal Service

The personal service request of \$1.58 billion represents a decrease of \$12.3 million (-0.8%) from the current year adjusted appropriation. This includes funding for all judicial positions and all filled nonjudicial positions. Funding for nonjudicial positions includes the payment of increments, longevity bonuses, uniform allowances, location pay, and security differential payments (SLED), as required by law, for all eligible nonjudicial employees. The net increase in these funding requirements is offset by savings associated with turnover.

The personal service request also includes a \$13.2 million budget shift to Family, City and District, and Multi-Bench Programs from other program budgets to cover the costs for Raise the Age (RTA) court operations. Since the inception of this initiative in FY 2018, funding for Judiciary-related RTA activities was supported by a central appropriation carried in the Executive branch budget. Beginning in FY 2021, the Judiciary was required to absorb the costs within the existing court operations budget.

The personal service request also includes \$2.6 million for temporary service in support of ongoing operations. This includes funding for Acting City, Town and Village Justices as well as legal and clerical support in various trial courts. Also reflected in the personal service request is \$27.3 million for overtime to support current levels of operation.

Nonpersonal Service

Nonpersonal service funding supports usual and necessary expenses associated with trial court operations, support, and administration. These expenses include: legal reference materials and online research services; information technology (IT) services to support computer-based information systems critical to court operations; real estate rentals for office leases and training space; payments for jury *per diems* lodging and meals; *per diem* interpreter and court reporter costs; civil legal services, ADR, and other professional services contracts; transcript payments; and contractual security services provided in some upstate courts by local law enforcement agencies. Also reflected are appropriations which provide the framework through which Federal and other State Special Revenue grants are realized.

The nonpersonal service request of \$269.4 million reflects a decrease of \$14 million (-5%) from current year funding. The overall decrease is attributable to systemwide spending reductions including accounting and auditing services, office supplies, judicial hearing officer usage, jury *per diem* expenses, travel, conferences and training, postage, transcripts and *per diem* interpreters. A reduction in contractual obligations for legal reference and online materials, as well as contractual security services, contributes to the overall decrease as well. The decrease is partially offset by an increased need for security supplies to address social distance and CDC guidelines. Increases in equipment rentals, real estate rentals, and ADR services also offset the overall decrease.

The nonpersonal service budget includes \$17.8 million in undistributed funding in this Major Purpose to be distributed if fiscal relief is realized. The undistributed funding includes; ADR, civil legal services and other professional services, IT services to expand virtual courtrooms and remote work capabilities; and restoration of other critical needs including *per diem* interpreters, supplies and materials, and equipment repair and rentals.

**Courts of Original Jurisdiction
Budget Summary - All Funds**

Locality/Program	Personal Service	Nonpersonal Service	Total
Court of Claims	\$15,224,721	\$3,771,810	\$18,996,531
New York City	769,532,347	23,952,395	793,484,742
3rd Judicial District	55,881,739	4,118,300	60,000,039
4th Judicial District	58,614,385	2,091,757	60,706,142
5th Judicial District	61,869,070	5,214,623	67,083,693
6th Judicial District	46,828,695	1,401,437	48,230,132
7th Judicial District	56,859,222	18,448,412	75,307,634
8th Judicial District	93,870,053	6,305,468	100,175,521
9th Judicial District	119,332,642	2,606,864	121,939,506
Nassau County	105,562,885	2,871,399	108,434,284
Suffolk County	108,570,157	2,458,010	111,028,167
Administration	2,883,897	46,717	2,930,614
Alternative Dispute Resolution	1,334,386	9,768,626	11,103,012
Court Support Services	73,960,853	58,844,388	132,805,241
Undistributed	12,634,519	127,489,754	140,124,273
Total:	<u>\$1,582,959,571</u>	<u>\$269,389,960</u>	<u>\$1,852,349,531</u>

State of New York - Judiciary
Budget Summary for Fiscal Year 2021-2022

ALL FUNDS
COURTS OF ORIGINAL JURISDICTION

	<u>Current Appropriation as Adjusted</u>	<u>UCS Recommended</u>	<u>Changes to Current Appropriation</u>
<u>Personal Service</u>			
PS Regular	1,562,466,423	1,553,134,226	(9,332,197)
PS Temporary	2,604,099	2,551,636	(52,463)
PS Overtime	30,142,577	27,273,709	(2,868,868)
Total Personal Service	<u>1,595,213,099</u>	<u>1,582,959,571</u>	<u>(12,253,528)</u>
<u>Nonpersonal Service</u>			
Legal Reference/CALR/Subscriptions	21,745,055	18,837,644	(2,907,411)
Supplies and Materials	7,092,600	6,968,003	(124,597)
Travel	2,884,780	1,162,369	(1,722,411)
Equipment Rental and Repairs	7,767,759	7,928,175	160,416
Real Estate Rentals	18,576,208	18,494,770	(81,438)
Conferences and Training	574,925	101,188	(473,737)
Postage and Printing	11,304,014	10,202,725	(1,101,289)
Telecommunications	3,573,849	3,398,010	(175,839)
Information Technology Services	5,745,981	11,728,421	5,982,440
Accounting and Auditing Services	3,106,950	0	(3,106,950)
Records Management Services	4,178,441	4,209,747	31,306
Other Professional Services	120,917,206	121,308,859	391,653
In-Part Services	7,196,905	6,491,221	(705,684)
ADR/SCAR/Arbitration	9,709,314	9,823,250	113,936
Judicial Hearing Officers	3,034,932	0	(3,034,932)
Jury Fees	18,556,372	15,598,545	(2,957,827)
Security Services	29,871,075	27,006,677	(2,864,398)
Transcripts	5,851,144	4,376,477	(1,474,667)
Equipment	1,753,879	1,753,879	0
Total Nonpersonal Service	<u>283,441,389</u>	<u>269,389,960</u>	<u>(14,051,429)</u>
Grand Total	<u>1,878,654,488</u>	<u>1,852,349,531</u>	<u>(26,304,957)</u>

State of New York - Judiciary
Budget Summary for Fiscal Year 2021-2022

COURTS OF ORIGINAL JURISDICTION
STATE OPERATIONS - GENERAL FUND

	<u>Current Appropriation as Adjusted</u>	<u>UCS Recommended</u>	<u>Changes to Current Appropriation</u>
<u>Personal Service</u>			
PS Regular	1,514,106,680	1,504,291,545	(9,815,135)
PS Temporary	2,604,099	2,551,636	(52,463)
PS Overtime	30,139,088	27,270,611	(2,868,477)
Total Personal Service	<u>1,546,849,867</u>	<u>1,534,113,792</u>	<u>(12,736,075)</u>
<u>Nonpersonal Service</u>			
Legal Reference/CALR/Subscriptions	21,745,055	18,837,644	(2,907,411)
Supplies and Materials	6,931,620	6,842,265	(89,355)
Travel	2,879,785	1,161,320	(1,718,465)
Equipment Rental and Repairs	7,662,119	7,826,513	164,394
Real Estate Rentals	18,576,208	18,494,770	(81,438)
Conferences and Training	574,925	101,188	(473,737)
Postage and Printing	11,196,684	10,127,349	(1,069,335)
Telecommunications	3,531,349	3,359,666	(171,683)
Information Technology Services	5,743,981	11,725,621	5,981,640
Accounting and Auditing Services	1,880,950	0	(1,880,950)
Records Management Services	2,308,237	3,204,552	896,315
Other Professional Services	99,414,056	99,806,009	391,953
In-Part Services	7,196,905	6,491,221	(705,684)
ADR/SCAR/Arbitration	9,709,314	9,823,250	113,936
Judicial Hearing Officers	3,034,932	0	(3,034,932)
Jury Fees	18,556,372	15,598,545	(2,957,827)
Security Services	29,871,075	27,006,677	(2,864,398)
Transcripts	5,851,144	4,376,477	(1,474,667)
Equipment	1,753,879	1,753,879	0
Total Nonpersonal Service	<u>258,418,590</u>	<u>246,536,946</u>	<u>(11,881,644)</u>
Grand Total	1,805,268,457	1,780,650,738	(24,617,719)

State of New York - Judiciary
 Budget Summary for Fiscal Year 2021-2022

COURTS OF ORIGINAL JURISDICTION
 MISCELLANEOUS SPECIAL REVENUE
 FUND

	<u>Current Appropriation as Adjusted</u>	<u>UCS Recommended</u>	<u>Changes to Current Appropriation</u>
<u>Nonpersonal Service</u>			
Other Professional Services	2,250,000	2,250,000	0
Total Nonpersonal Service	2,250,000	2,250,000	0
Grand Total	2,250,000	2,250,000	0

State of New York - Judiciary
 Budget Summary for Fiscal Year 2021-2022

COURTS OF ORIGINAL JURISDICTION
 MISCELLANEOUS SPECIAL REVENUE
 FUND ASSET FORFEITURE

	<u>Current Appropriation as Adjusted</u>	<u>UCS Recommended</u>	<u>Changes to Current Appropriation</u>
<u>Nonpersonal Service</u>			
Other Professional Services	250,000	250,000	0
Total Nonpersonal Service	250,000	250,000	0
Grand Total	250,000	250,000	0

State of New York - Judiciary
Budget Summary for Fiscal Year 2021-2022

COURTS OF ORIGINAL JURISDICTION
COURT FACILITIES INCENTIVE AID
FUND

	<u>Current Appropriation as Adjusted</u>	<u>UCS Recommended</u>	<u>Changes to Current Appropriation</u>
<u>Personal Service</u>			
PS Regular	677,186	634,792	(42,394)
PS Overtime	0	200	200
Total Personal Service	<u>677,186</u>	<u>634,992</u>	<u>(42,194)</u>
 Grand Total	 677,186	 634,992	 (42,194)

State of New York - Judiciary
Budget Summary for Fiscal Year 2021-2022

COURTS OF ORIGINAL JURISDICTION
NYC CO CLERKS' OPERATIONS OFFSET
FUND

	<u>Current Appropriation as Adjusted</u>	<u>UCS Recommended</u>	<u>Changes to Current Appropriation</u>
<u>Personal Service</u>			
PS Regular	21,311,490	21,795,347	483,857
PS Overtime	3,489	2,898	(591)
Total Personal Service	<u>21,314,979</u>	<u>21,798,245</u>	<u>483,266</u>
<u>Nonpersonal Service</u>			
Supplies and Materials	160,980	125,738	(35,242)
Travel	4,995	1,049	(3,946)
Equipment Rental and Repairs	105,640	101,662	(3,978)
Postage and Printing	107,330	75,376	(31,954)
Telecommunications	42,500	38,344	(4,156)
Information Technology Services	2,000	2,800	800
Accounting and Auditing Services	1,226,000	0	(1,226,000)
Records Management Services	1,870,204	1,005,195	(865,009)
Other Professional Services	3,150	2,850	(300)
Total Nonpersonal Service	<u>3,522,799</u>	<u>1,353,014</u>	<u>(2,169,785)</u>
Grand Total	24,837,778	23,151,259	(1,686,519)

State of New York - Judiciary
 Budget Summary for Fiscal Year 2021-2022

COURTS OF ORIGINAL JURISDICTION
 JUDICIARY DATA PROCESSING
 OFFSET FUND

	<u>Current Appropriation as Adjusted</u>	<u>UCS Recommended</u>	<u>Changes to Current Appropriation</u>
<u>Personal Service</u>			
PS Regular	26,371,067	26,412,542	41,475
Total Personal Service	26,371,067	26,412,542	41,475
Grand Total	26,371,067	26,412,542	41,475

State of New York - Judiciary
 Budget Summary for Fiscal Year 2021-2022

COURTS OF ORIGINAL JURISDICTION
 FED SPEC REVENUE OPERATING

	<u>Current Appropriation as Adjusted</u>	<u>UCS Recommended</u>	<u>Changes to Current Appropriation</u>
<u>Nonpersonal Service</u>			
Other Professional Services	9,500,000	9,500,000	0
Total Nonpersonal Service	9,500,000	9,500,000	0
Grand Total	9,500,000	9,500,000	0

State of New York - Judiciary
 Budget Summary for Fiscal Year 2021-2022

COURTS OF ORIGINAL JURISDICTION
 FEDERAL DHHS GRANT

	<u>Current Appropriation as Adjusted</u>	<u>UCS Recommended</u>	<u>Changes to Current Appropriation</u>
<u>Nonpersonal Service</u>			
Other Professional Services	9,500,000	9,500,000	0
Total Nonpersonal Service	9,500,000	9,500,000	0
Grand Total	9,500,000	9,500,000	0

**Courts of Original Jurisdiction
2019 Statewide Workload by Court Type**

COURT	Filings	Dispositions
Criminal:		
Supreme & County Courts ^a	38,966	46,568
NYC Criminal Court		
Arrest Cases	170,005	183,572
Summons Cases ^b	108,923	119,882
City and District Courts Outside NYC		
Criminal Cases	206,404	228,352
Uniform Traffic Tickets ^b	352,296	351,763
Parking Tickets ^b	108,950	82,415
Criminal Subtotal:	985,544	1,012,552
Civil:		
Supreme Courts		
New Cases (RJI's)	172,102	201,538
Ex Parte Applications	233,767	233,767
Uncontested Matrimonials	44,540	48,575
NYC Civil Court		
New Civil Actions	323,971	186,379
Housing Cases	193,970	181,958
Small Claims	17,587	17,663
Commercial Claims	5,055	4,429
City and District Courts Outside NYC		
New Civil Actions	95,505	128,186
Housing Cases	67,192	67,516
Small Claims	16,552	16,815
Commercial Claims	7,157	7,221
County Courts ^a	83,115 ^c	83,851 ^c
Court of Claims	1,801	1,747
Small Claims Assessment Review	42,029	41,644
Civil Subtotal:	1,304,343	1,221,289
Family ^a	578,346 ^d	570,826 ^d
Surrogate's ^a	141,237	117,976
2019 Total:	3,009,470	2,922,643

^a Also reflects Multi-Bench matters.

^b Includes both answered and unanswered cases.

^c Includes ex parte applications.

^d Includes Permanency Hearings held.

COURTS OF ORIGINAL JURISDICTION Supreme and County Courts Program	FY 2022 Budget Request: \$465,268,626
	Personal Service: 456,094,053
	Nonpersonal Service: 9,174,573
	Maintenance Undistributed: 0

Program Description

This Program provides funding for operations in Supreme and County Courts.

Supreme Court: The Supreme Court is the highest trial court of the State. It is established in all 62 counties and vested with unlimited civil and criminal jurisdiction; although, in practice, it acts primarily as a court of civil jurisdiction outside New York City. In New York City, however, all felony cases are heard in criminal terms and all major civil cases in civil terms.

County Court: There is a County Court established for each of the 57 counties outside New York City. It retains unlimited criminal jurisdiction and jurisdiction of civil claims not exceeding \$25,000. In practice, however, it is almost exclusively a criminal court, hearing all felony cases in the county in which it is established. In many smaller counties, where there is no separate Family and/or Surrogate’s Court, the Legislature has directed that the County Court Judge act as Family Court Judge and/or Surrogate as well. Where this occurs, the affected County Court is termed a Multi-Bench Court and it is funded under the Multi-Bench Courts Program.

SCAR Program: Title 1A of Article 7 of the Real Property Tax Law establishes the SCAR Program in the Supreme Court. Operating in each county, the SCAR Program permits a homeowner to judicially challenge the real property tax assessment of his or her property, expeditiously and inexpensively, before specially-trained hearing officers.

Summary of FY 2022 Funding Request

The Supreme and County Courts General Fund budget request is \$465.3 million, or a decrease of \$27.2 million (-5.5%) from the current year adjusted appropriation.

The personal service request of \$456.1 million represents a decrease of \$22.4 million (-4.7%) from the current year adjusted appropriation. This includes funding for all judicial positions and all filled nonjudicial positions. Funding is also included for the payment of increments, longevity bonuses, uniform allowances, and location pay, as required by law, for all eligible nonjudicial employees. The net increase in these funding requirements is offset by savings associated with turnover.

Nonpersonal service funding supports usual and necessary expenses associated with court operations, support, and administration including transcripts, In-part services, supplies and materials, equipment rental and repairs, postage and printing, ADR/SCAR/Arbitration, other professional services, and telecommunications.

The nonpersonal service request of \$9.2 million represents a decrease of \$4.8 million (-34.3%) from the current year adjusted appropriation. The decrease reflects spending reductions in all categories including transcripts, travel, *per diem* interpreters, postage, repairs of equipment, and other court appointed services. The budget also includes undistributed funding to be distributed if fiscal relief is realized.

**Courts of Original Jurisdiction
Budget Summary - General Fund**

Supreme & County Courts Program

Locality	Personal Service	Nonpersonal Service	Total
NY Supreme Civil	\$42,732,640	\$314,261	\$43,046,901
NY Supreme Criminal	25,006,774	1,013,883	26,020,657
Supreme Bronx	39,169,364	548,325	39,717,689
Supreme Kings	61,473,153	1,452,317	62,925,470
Supreme Queens	54,650,157	692,425	55,342,582
Supreme Richmond	11,648,676	193,797	11,842,473
NYC Subtotal:	<u>\$234,680,764</u>	<u>\$4,215,008</u>	<u>\$238,895,772</u>
3rd Judicial District	\$17,008,969	\$353,966	\$17,362,935
4th Judicial District	12,374,627	259,953	12,634,580
5th Judicial District	17,628,935	319,393	17,948,328
6th Judicial District	6,890,626	97,556	6,988,182
7th Judicial District	16,749,084	440,685	17,189,769
8th Judicial District	26,208,238	344,608	26,552,846
9th Judicial District	41,049,532	627,012	41,676,544
Nassau County	41,862,541	842,941	42,705,482
Suffolk County	40,158,953	703,226	40,862,179
Outside NYC Subtotal:	<u>\$219,931,505</u>	<u>\$3,989,340</u>	<u>\$223,920,845</u>
Undistributed	<u>\$1,481,784</u>	<u>\$970,225</u>	<u>\$2,452,009</u>
Total:	<u>\$456,094,053</u>	<u>\$9,174,573</u>	<u>\$465,268,626</u>

State of New York - Judiciary
Budget Summary for Fiscal Year 2021-2022

SUPREME & COUNTY COURTS
STATE OPERATIONS - GENERAL FUND

	<u>Current Appropriation as Adjusted</u>	<u>UCS Recommended</u>	<u>Changes to Current Appropriation</u>
<u>Personal Service</u>			
PS Regular	477,276,599	454,841,165	(22,435,434)
PS Temporary	643,412	776,073	132,661
PS Overtime	609,123	476,815	(132,308)
Total Personal Service	<u>478,529,134</u>	<u>456,094,053</u>	<u>(22,435,081)</u>
<u>Nonpersonal Service</u>			
Legal Reference/CALR/Subscriptions	5,349	5,000	(349)
Supplies and Materials	1,230,697	1,204,710	(25,987)
Travel	436,544	139,295	(297,249)
Equipment Rental and Repairs	837,522	825,979	(11,543)
Conferences and Training	7,575	0	(7,575)
Postage and Printing	768,883	510,897	(257,986)
Telecommunications	241,066	191,782	(49,284)
Information Technology Services	1,500	1,350	(150)
Accounting and Auditing Services	1,030,226	0	(1,030,226)
Records Management Services	163,105	129,855	(33,250)
Other Professional Services	518,374	435,827	(82,547)
In-Part Services	1,677,885	1,539,363	(138,522)
ADR/SCAR/Arbitration	543,175	487,100	(56,075)
Judicial Hearing Officers	1,616,582	0	(1,616,582)
Transcripts	4,545,421	3,364,670	(1,180,751)
Equipment	338,745	338,745	0
Total Nonpersonal Service	<u>13,962,649</u>	<u>9,174,573</u>	<u>(4,788,076)</u>
Grand Total	492,491,783	465,268,626	(27,223,157)

COURTS OF ORIGINAL JURISDICTION Family Courts Program	FY 2022 Budget Request:	\$191,730,654
	Personal Service:	187,122,272
	Nonpersonal Service:	4,608,382
	Maintenance Undistributed:	0

Program Description

This Program provides funding for operations in Family Courts.

Family Court: The Family Court is established as a single citywide court in New York City and as a separate court in each of the 57 counties outside New York City, except that in many smaller counties there is no separate Family Court Judge. For such counties, the Legislature has directed that the County Court Judge act as Family Court Judge. Where this occurs, the affected Family Court is termed a Multi-Bench Court and it is funded under the Multi-Bench Courts Program.

Family Court exercises jurisdiction over a broad array of matters affecting children and families, including cases involving abuse, neglect, support, paternity, family offense, Persons In Need of Supervision (PINS), juvenile delinquency (JD), guardianship, adoptions, custody, and visitation matters. Chapter 59 of the Laws of 2017 effectively raised the age of criminal responsibility to 18. Under the Raise the Age (RTA) legislation, Family Court now has jurisdiction over 16- and 17-year-old youths accused of misdemeanor offenses as well as transferred cases with more serious offenses that are initiated in Youth Parts in Criminal Court.

Summary of FY 2022 Funding Request

The Family Courts General Fund budget request of \$191.7 million reflects an increase of \$2.9 million (1.5%) over the current year adjusted appropriation.

The personal service request of \$187.1 million represents an increase of \$4.3 million (2.4%) over the current year adjusted appropriation. This includes funding for all judicial positions and all filled nonjudicial positions. Funding is also included for the payment of increments, longevity bonuses, uniform allowances, and location pay, as required by law, for all eligible nonjudicial employees.

The personal service increase also includes a \$6.7 million budget shift from other programs to cover the costs for Raise the Age (RTA) court operations. Since the inception of this initiative in FY 2018, funding for Judiciary-related RTA activities was supported by a central appropriation carried in the Executive branch budget. Beginning in FY 2021, the Judiciary was required to absorb the costs within the existing court operations budget.

The personal service request also includes \$0.2 million for overtime in support of on-going operations.

Nonpersonal service funding supports usual and necessary expenses associated with Family Court operations, support, and administration. These expenses include: in-part services,

supplies and materials, postage and printing, transcripts, records management, equipment rental and repairs, and telecommunications.

The nonpersonal service request of \$4.6 million reflects a decrease of \$1.4 million (-23.7%) from current year funding. The decrease is attributable to spending reductions in nearly all objects including judicial hearing officers, postage, travel, records management services and transcripts. Additional reductions have been made in office supplies, repairs of equipment, and telephones. The budget also includes undistributed funding to be distributed if fiscal relief is realized.

**Courts of Original Jurisdiction
Budget Summary - General Fund**

Family Courts Program

Locality	Personal Service	Nonpersonal Service	Total
NYC Family Court	\$71,614,626	\$2,058,139	\$73,672,765
NYC Subtotal:	<u>\$71,614,626</u>	<u>\$2,058,139</u>	<u>\$73,672,765</u>
3rd Judicial District	\$9,430,675	\$199,356	\$9,630,031
4th Judicial District	10,299,910	208,659	10,508,569
5th Judicial District	13,826,129	220,388	14,046,517
6th Judicial District	6,300,212	125,049	6,425,261
7th Judicial District	9,958,709	141,249	10,099,958
8th Judicial District	15,324,215	211,951	15,536,166
9th Judicial District	18,098,288	291,972	18,390,260
Nassau County	10,819,237	249,896	11,069,133
Suffolk County	14,698,823	237,478	14,936,301
Outside NYC Subtotal:	<u>\$108,756,198</u>	<u>\$1,885,998</u>	<u>\$110,642,196</u>
Undistributed	<u>\$6,751,448</u>	<u>\$664,245</u>	<u>\$7,415,693</u>
Total:	<u>\$187,122,272</u>	<u>\$4,608,382</u>	<u>\$191,730,654</u>

State of New York - Judiciary
Budget Summary for Fiscal Year 2021-2022

FAMILY COURTS
STATE OPERATIONS - GENERAL FUND

	<u>Current Appropriation as Adjusted</u>	<u>UCS Recommended</u>	<u>Changes to Current Appropriation</u>
<u>Personal Service</u>			
PS Regular	182,612,392	186,943,202	4,330,810
PS Temporary	35,400	0	(35,400)
PS Overtime	142,024	179,070	37,046
Total Personal Service	<u>182,789,816</u>	<u>187,122,272</u>	<u>4,332,456</u>
<u>Nonpersonal Service</u>			
Legal Reference/CALR/Subscriptions	250	900	650
Supplies and Materials	758,491	675,195	(83,296)
Travel	200,588	62,438	(138,150)
Equipment Rental and Repairs	653,192	594,152	(59,040)
Conferences and Training	500	0	(500)
Postage and Printing	1,019,970	716,581	(303,389)
Telecommunications	87,669	63,305	(24,364)
Information Technology Services	500	450	(50)
Records Management Services	286,636	160,550	(126,086)
Other Professional Services	21,100	22,340	1,240
In-Part Services	1,920,465	1,787,771	(132,694)
Judicial Hearing Officers	417,990	0	(417,990)
Transcripts	551,724	400,455	(151,269)
Equipment	124,245	124,245	0
Total Nonpersonal Service	<u>6,043,320</u>	<u>4,608,382</u>	<u>(1,434,938)</u>
 Grand Total	 188,833,136	 191,730,654	 2,897,518

COURTS OF ORIGINAL JURISDICTION Surrogate's Courts Program	FY 2022 Budget Request: \$54,583,069
	Personal Service: 53,789,854
	Nonpersonal Service: 793,215
	Maintenance Undistributed: 0

Program Description

This Program provides funding for operations in Surrogate's Courts.

Surrogate's Court: There is a Surrogate's Court established in each of the State's 62 counties, except that, in many smaller counties there is no separate Surrogate. For such counties, the Legislature has directed that the County Court Judge act as the Surrogate. Where this occurs, the affected Surrogate's Court is termed a Multi-Bench Court and is funded under the Multi-Bench Courts Program.

Surrogate's Courts exercise jurisdiction over a broad array of matters affecting estates and trusts, including the granting of letters testamentary and letters of administration; the probate of wills; oversight of executors, estate administrators, trustees, and guardians; the settlement of accounts of fiduciaries; concurrent jurisdiction with Family Court in the administration of infant guardianships and approval of adoptions; and concurrent jurisdiction with Supreme Court in matters pertaining to guardianships of incompetent persons.

Summary of FY 2022 Funding Request

The Surrogate's Courts General Fund budget request of \$54.6 million reflects a slight decrease of \$65,566 (-0.1%) from the current year adjusted appropriation.

The personal service request of \$53.8 million represents an increase of \$0.5 million (0.9%) over the current year adjusted appropriation. This includes funding for all judicial positions and all filled nonjudicial positions. Funding is also included for the payment of increments, longevity bonuses, uniform allowance, and location pay, as required by law, for all eligible nonjudicial employees. The net increase in these funding requirements is partially offset by savings associated with turnover.

The personal service request includes \$63,453 in temporary service in New York County Surrogate's Court for a part-time legal staff member who shares a position with an individual in a different title within the legal series. The request also includes \$8,665 in overtime which supports current levels of operations.

Nonpersonal service funding supports usual and necessary expenses associated with the operation, support, and administration of the Surrogate's Court, including records management services, supplies and materials, equipment rental and repairs, and postage and printing.

The nonpersonal service request of \$0.8 million represents a decrease of \$0.5 million (-39.6%) from the current year adjusted appropriation. This decrease is primarily attributable to spending reductions in accounting and auditing services, records management services, repairs of equipment, and postage. The budget includes undistributed funding to be distributed if fiscal relief is realized.

**Courts of Original Jurisdiction
Budget Summary - General Fund**

Surrogate's Courts Program

Locality	Personal Service	Nonpersonal Service	Total
New York Surrogate	\$7,339,718	\$105,287	\$7,445,005
Bronx Surrogate	4,516,058	35,246	4,551,304
Kings Surrogate	5,266,052	50,966	5,317,018
Queens Surrogate	4,585,559	51,677	4,637,236
Richmond Surrogate	3,055,882	35,903	3,091,785
NYC Subtotal:	<u>\$24,763,269</u>	<u>\$279,079</u>	<u>\$25,042,348</u>
3rd Judicial District	\$2,222,847	\$98,454	\$2,321,301
4th Judicial District	3,128,265	31,879	3,160,144
5th Judicial District	2,882,417	38,860	2,921,277
6th Judicial District	769,360	7,250	776,610
7th Judicial District	3,459,264	71,539	3,530,803
8th Judicial District	4,514,522	72,936	4,587,458
9th Judicial District	5,921,913	35,698	5,957,611
Nassau County	3,128,514	59,497	3,188,011
Suffolk County	2,999,483	38,023	3,037,506
Outside NYC Subtotal:	<u>\$29,026,585</u>	<u>\$454,136</u>	<u>\$29,480,721</u>
Undistributed	<u>\$0</u>	<u>\$60,000</u>	<u>\$60,000</u>
Total:	<u>\$53,789,854</u>	<u>\$793,215</u>	<u>\$54,583,069</u>

State of New York - Judiciary
Budget Summary for Fiscal Year 2021-2022

SURROGATE COURTS
STATE OPERATIONS - GENERAL FUND

	<u>Current Appropriation as Adjusted</u>	<u>UCS Recommended</u>	<u>Changes to Current Appropriation</u>
<u>Personal Service</u>			
PS Regular	53,289,654	53,717,736	428,082
PS Temporary	14,045	63,453	49,408
PS Overtime	32,633	8,665	(23,968)
Total Personal Service	<u>53,336,332</u>	<u>53,789,854</u>	<u>453,522</u>
<u>Nonpersonal Service</u>			
Legal Reference/CALR/Subscriptions	1,225	930	(295)
Supplies and Materials	194,096	178,705	(15,391)
Travel	15,665	5,300	(10,365)
Equipment Rental and Repairs	188,477	166,694	(21,783)
Postage and Printing	194,881	128,685	(66,196)
Telecommunications	26,982	20,827	(6,155)
Accounting and Auditing Services	191,206	0	(191,206)
Records Management Services	422,067	232,887	(189,180)
Other Professional Services	46,561	37,584	(8,977)
In-Part Services	22,820	16,657	(6,163)
Transcripts	8,323	4,946	(3,377)
Total Nonpersonal Service	<u>1,312,303</u>	<u>793,215</u>	<u>(519,088)</u>
Grand Total	54,648,635	54,583,069	(65,566)

COURTS OF ORIGINAL JURISDICTION Multi-Bench Courts Program	FY 2022 Budget Request:	\$52,386,654
	Personal Service:	51,115,636
	Nonpersonal Service:	1,271,018
	Maintenance Undistributed:	0

Program Description

This Program provides funding for operations in the Multi-Bench Courts.

Multi-Bench Courts: In many counties outside New York City there is no separate Family Court Judge or Surrogate, or both. For such counties, the Legislature has directed that the County Court Judge act as Family Court Judge and/or Surrogate. Where this occurs, the affected County Court is termed a Multi-Bench Court. Affected counties having combined County, Family and Surrogate’s Courts include: Allegany, Cattaraugus, Chenango, Columbia, Cortland, Essex, Greene, Hamilton, Lewis, Livingston, Madison, Orleans, Otsego, Putnam, Schoharie, Schuyler, Seneca, Tioga, Tompkins, Washington, Wayne, Wyoming, and Yates. Those having combined County and Family Courts only include: Cayuga, Clinton, Ontario, and Steuben counties. Those having combined County and Surrogate’s Courts only include: Chemung, Clinton, Delaware, Franklin, Fulton, Genesee, Herkimer, Sullivan, and Warren counties.

Summary of FY 2022 Funding Request

The Multi-Bench Courts General Fund budget request is \$52.4 million, or an increase of \$0.9 million (1.8%) over the current year adjusted appropriation.

The personal service request of \$51.1 million represents an increase of \$1.5 million (3.1%) over the current year adjusted appropriation. This includes funding for all judicial positions and all filled nonjudicial positions. Funding is also included for the payment of increments, longevity bonuses, uniform allowance, and location pay, as required by law, for all eligible nonjudicial employees.

The increase also includes a \$0.9 million budget shift from other programs to cover the costs for Raise the Age (RTA) court operations. Since the inception of this initiative in FY 2018, funding for Judiciary-related RTA activities was supported by a central appropriation carried in the Executive branch budget. Beginning in FY 2021, the Judiciary was required to absorb the costs within the existing court operations budget.

The personal service request also includes \$2,500 for temporary service and \$7,775 for overtime. The temporary service funding supports one part-time position in the trial courts in support of ongoing operations in the Third Judicial District; the overtime request supports current levels of operation statewide.

Nonpersonal service funding supports usual and necessary expenses associated with the operation, support, and administration of the Multi-Bench Courts. These expenses include transcript costs, equipment rental and repairs, postage and printing, and supplies and materials.

The nonpersonal service request of \$1.3 million represents a decrease of \$0.6 million (-33.2%) from the current year adjusted appropriation. This decrease is principally attributable to savings in accounting and auditing services, and judicial hearing officers. In addition, spending reductions in postage, travel, records management services, transcripts, office supplies, repairs of equipment and telephones are noted. The budget also includes undistributed funding if fiscal relief is realized.

**Courts of Original Jurisdiction
Budget Summary - General Fund**

Multi-Bench Program

Locality	Personal Service	Nonpersonal Service	Total
3rd Judicial District	\$6,672,756	\$179,125	\$6,851,881
4th Judicial District	8,898,935	213,392	9,112,327
5th Judicial District	1,570,398	39,946	1,610,344
6th Judicial District	12,354,116	298,057	12,652,173
7th Judicial District	11,441,301	300,435	11,741,736
8th Judicial District	6,994,151	105,111	7,099,262
9th Judicial District	2,259,979	64,952	2,324,931
	<u>\$50,191,636</u>	<u>\$1,201,018</u>	<u>\$51,392,654</u>
Undistributed	<u>\$924,000</u>	<u>\$70,000</u>	<u>\$994,000</u>
Total:	<u>\$51,115,636</u>	<u>\$1,271,018</u>	<u>\$52,386,654</u>

State of New York - Judiciary
Budget Summary for Fiscal Year 2021-2022

MULTI-BENCH COURTS
STATE OPERATIONS - GENERAL FUND

	<u>Current Appropriation as Adjusted</u>	<u>UCS Recommended</u>	<u>Changes to Current Appropriation</u>
<u>Personal Service</u>			
PS Regular	49,557,959	51,105,361	1,547,402
PS Temporary	4,500	2,500	(2,000)
PS Overtime	7,837	7,775	(62)
Total Personal Service	<u>49,570,296</u>	<u>51,115,636</u>	<u>1,545,340</u>
<u>Nonpersonal Service</u>			
Legal Reference/CALR/Subscriptions	7,041	4,200	(2,841)
Supplies and Materials	253,318	219,691	(33,627)
Travel	124,405	46,570	(77,835)
Equipment Rental and Repairs	258,802	253,477	(5,325)
Postage and Printing	330,562	239,147	(91,415)
Telecommunications	67,828	36,742	(31,086)
Accounting and Auditing Services	145,824	0	(145,824)
Records Management Services	102,498	29,195	(73,303)
Other Professional Services	61,506	50,575	(10,931)
In-Part Services	69,370	55,190	(14,180)
Judicial Hearing Officers	75,160	0	(75,160)
Transcripts	405,759	336,231	(69,528)
Total Nonpersonal Service	<u>1,902,073</u>	<u>1,271,018</u>	<u>(631,055)</u>
 Grand Total	 51,472,369	 52,386,654	 914,285

COURTS OF ORIGINAL JURISDICTION City and District Courts Program	FY 2022 Budget Request: \$284,869,743
	Personal Service: 279,178,555
	Nonpersonal Service: 5,691,188
	Maintenance Undistributed: 0

Program Description

This Program provides funding for operations in City Courts outside New York City, Nassau and Suffolk County District Courts, New York City Civil Court, New York City Criminal Court, and the Arbitration Program pursuant to CPLR § 3405.

City Courts Outside New York City: There are 61 City Courts outside New York City; 23 are comprised solely of full-time judges, 24 are comprised of a mix of full and part-time judges, and 14 are comprised exclusively of part-time judges. These Courts have civil jurisdiction over monetary claims of up to \$15,000 (including small claims and commercial claims of up to \$5,000), landlord/tenant matters, and traffic matters. They also exercise criminal jurisdiction that includes authority to arraign defendants on felony charges and to hear misdemeanor and violation cases.

Nassau and Suffolk County District Courts: The Constitution authorizes establishment of District Courts in counties and parts of counties following local initiative, State legislative enactment and local voter approval. At present, there are two such District Courts, one in Nassau County and one in Suffolk County. Like the City Courts, the District Courts have civil jurisdiction over monetary claims of up to \$15,000 (including small claims and commercial claims of up to \$5,000), landlord/tenant matters, and traffic matters. They also exercise criminal jurisdiction that includes authority to arraign defendants on felony charges and to hear misdemeanor and violation cases.

New York City Civil Court: The Civil Court is a citywide court with civil jurisdiction over monetary claims of up to \$25,000 (including small claims and commercial claims of up to \$5,000), some equity matters, and landlord/tenant matters. To assist in discharge of the latter, the Civil Court has a Housing Part, presided over by quasi-judicial hearing officers called Housing Judges. The Housing Part is not funded under this program, but under the New York City Housing Court Program.

New York City Criminal Court: The Criminal Court is a citywide court with criminal jurisdiction that includes authority to arraign defendants on felony charges and to hear misdemeanor and violation cases.

Arbitration Program: CPLR § 3405 authorizes the Chief Judge, by rule, to require that monetary claims not exceeding \$6,000 (not exceeding \$10,000 in the NYC Civil Court) brought in certain courts be subject to arbitration, provided that the affected parties are entitled to trial *de novo* if aggrieved by the award in arbitration.

Summary of FY 2022 Funding Request

The City and District Courts General Fund budget request is \$284.9 million, or an increase of \$1.8 million (0.6%) over the current year adjusted appropriation.

The personal service request of \$279.2 million represents an increase of \$4.4 million (1.6%) over the current year adjusted appropriation. This includes funding for all judicial positions and all filled nonjudicial positions. Funding is also included for the payment of increments, longevity bonuses, uniform allowances, and location pay, as required by law, for all eligible nonjudicial employees. The net increase in these funding requirements is partially offset by savings associated with turnover.

The increase also includes a \$5.5 million budget shift from other programs to cover the costs for Raise the Age (RTA) court operations. Since the inception of this initiative in FY 2018, funding for Judiciary-related RTA activities was supported by a central appropriation carried in the Executive branch budget. Beginning in FY 2021, the Judiciary was required to absorb the costs within the existing court operation budget.

The personal service request also includes \$0.1 million in temporary service for acting city court judges, part-time legal staff who share a position with an individual in a different title within the legal series, and clerical positions to support ongoing court operations. The request also includes \$6.4 million in overtime which supports current levels of operation.

Nonpersonal service funding supports usual and necessary expenses associated with the operation, support, and administration of the City & District Courts. These expenses include in-part services such as per diem interpreters and court reporters, postage and printing, supplies and materials, records management services, equipment rental and repairs.

The nonpersonal service request of \$5.7 million represents a decrease of \$2.6 million (-31.6%) from the current year adjusted appropriation. The decrease is attributable to spending reductions in accounting and auditing services, judicial hearing officers, records management services, *per diem* interpreters, arbitration, postage, office supplies, printing, repairs of equipment, travel, and transcript costs. These decreases are partially offset by a slight increase in the costs of equipment rentals. The budget includes undistributed funding to be distributed if fiscal relief is realized.

**Courts of Original Jurisdiction
Budget Summary - General Fund**

City and District Courts Program

Locality	Personal Service	Nonpersonal Service	Total
NYC Civil Court	\$66,175,340	\$1,278,811	\$67,454,151
NYC Criminal Court	89,506,278	1,360,396	90,866,674
NYC Subtotal:	<u>\$155,681,618</u>	<u>\$2,639,207</u>	<u>\$158,320,825</u>
3rd Judicial District	\$6,441,533	\$139,100	\$6,580,633
4th Judicial District	6,728,389	98,786	6,827,175
5th Judicial District	10,391,556	132,130	10,523,686
6th Judicial District	5,912,054	103,952	6,016,006
7th Judicial District	9,246,567	156,488	9,403,055
8th Judicial District	16,750,549	214,503	16,965,052
9th Judicial District	18,686,507	396,808	19,083,315
Nassau County	21,579,396	775,735	22,355,131
Suffolk County	21,521,847	407,604	21,929,451
Outside NYC Subtotal:	<u>\$117,258,398</u>	<u>\$2,425,106</u>	<u>\$119,683,504</u>
Undistributed	<u>\$6,238,539</u>	<u>\$626,875</u>	<u>\$6,865,414</u>
Total:	<u>\$279,178,555</u>	<u>\$5,691,188</u>	<u>\$284,869,743</u>

State of New York - Judiciary
Budget Summary for Fiscal Year 2021-2022

CITY & DIST INC ARBITRATION
STATE OPERATIONS - GENERAL FUND

	<u>Current Appropriation as Adjusted</u>	<u>UCS Recommended</u>	<u>Changes to Current Appropriation</u>
<u>Personal Service</u>			
PS Regular	267,810,512	272,666,922	4,856,410
PS Temporary	182,240	116,500	(65,740)
PS Overtime	6,788,987	6,395,133	(393,854)
Total Personal Service	<u>274,781,739</u>	<u>279,178,555</u>	<u>4,396,816</u>
<u>Nonpersonal Service</u>			
Legal Reference/CALR/Subscriptions	2,548	2,159	(389)
Supplies and Materials	825,123	572,016	(253,107)
Travel	181,329	104,204	(77,125)
Equipment Rental and Repairs	705,695	707,833	2,138
Conferences and Training	825	0	(825)
Postage and Printing	1,225,245	859,383	(365,862)
Telecommunications	178,997	151,763	(27,234)
Information Technology Services	10,000	9,335	(665)
Accounting and Auditing Services	460,944	0	(460,944)
Records Management Services	820,904	393,142	(427,762)
Other Professional Services	37,469	34,849	(2,620)
In-Part Services	2,347,695	2,047,154	(300,541)
ADR/SCAR/Arbitration	449,500	329,450	(120,050)
Judicial Hearing Officers	530,200	0	(530,200)
Transcripts	318,492	253,025	(65,467)
Equipment	226,875	226,875	0
Total Nonpersonal Service	<u>8,321,841</u>	<u>5,691,188</u>	<u>(2,630,653)</u>
Grand Total	283,103,580	284,869,743	1,766,163

COURTS OF ORIGINAL JURISDICTION New York City Housing Court Program	FY 2022 Budget Request:	\$31,133,994
	Personal Service:	30,468,768
	Nonpersonal Service:	665,226
	Maintenance Undistributed:	0

Program Description

This Program provides funding for the Housing Part of the New York City Civil Court.

Housing Part of the Civil Court: In 1972, the Legislature established a special part of the New York City Civil Court to handle housing code enforcement and landlord/tenant disputes relating to possession of residential property in New York City. The enabling statute (New York City Civil Court Act §110) also established a corps of quasi-judicial hearing officers designated by the Chief Administrative Judge, and now known as Housing Judges, to preside in the Housing Part.

Summary of FY 2022 Funding Request

The New York City Housing Court General Fund budget request is \$31.1 million, or a decrease of \$3.4 million (-9.7%) from the current year adjusted appropriation.

The personal service request of \$30.5 million represents a decrease of \$3.2 million (-9.4%) from the current year adjusted appropriation. This includes funding for all judicial positions and all filled nonjudicial positions. Funding is also included for the payment of increments, longevity bonuses, uniform allowances, and location pay, as required by law, for all eligible nonjudicial employees. The net increase in these funding requirements is offset by savings associated with turnover.

The personal service request also includes \$7,772 for overtime, which supports current levels of operations.

Nonpersonal service funding supports usual and necessary expenses associated with court operations, support, and administration including supplies and materials, postage and printing, and equipment rental and repairs. The nonpersonal service request also includes funding in other professional services for a contract that provides information and support to self-represented tenants and landlords in each borough’s Housing Court.

The nonpersonal service request of \$0.7 million is a decrease of \$0.2 million (-23.5%) from current year adjusted appropriation. The decreases reflect spending reductions in office supplies, postage, and other general services. These decreases are partially offset by a modest increase in rentals of equipment. The budget also includes undistributed funding to be distributed if fiscal relief is realized.

**Courts of Original Jurisdiction
Budget Summary - General Fund**

New York City Housing Court

New York City Housing Court	Personal Service	Nonpersonal Service	Total
Housing Court	\$30,468,768	\$587,591	\$31,056,359
	<u>\$30,468,768</u>	<u>\$587,591</u>	<u>\$31,056,359</u>
Undistributed	<u>\$0</u>	<u>\$77,635</u>	<u>\$77,635</u>
Total:	<u>\$30,468,768</u>	<u>\$665,226</u>	<u>\$31,133,994</u>

State of New York - Judiciary
Budget Summary for Fiscal Year 2021-2022

NYC HOUSING COURT
STATE OPERATIONS - GENERAL FUND

	<u>Current Appropriation as Adjusted</u>	<u>UCS Recommended</u>	<u>Changes to Current Appropriation</u>
<u>Personal Service</u>			
PS Regular	33,609,853	30,460,996	(3,148,857)
PS Overtime	9,183	7,772	(1,411)
Total Personal Service	<u>33,619,036</u>	<u>30,468,768</u>	<u>(3,150,268)</u>
<u>Nonpersonal Service</u>			
Supplies and Materials	105,280	80,665	(24,615)
Travel	3,400	850	(2,550)
Equipment Rental and Repairs	124,940	119,111	(5,829)
Postage and Printing	190,100	95,765	(94,335)
Other Professional Services	380,000	305,000	(75,000)
Transcripts	13,000	11,200	(1,800)
Equipment	52,635	52,635	0
Total Nonpersonal Service	<u>869,355</u>	<u>665,226</u>	<u>(204,129)</u>
 Grand Total	 34,488,391	 31,133,994	 (3,354,397)

COURTS OF ORIGINAL JURISDICTION Community Courts Program	FY 2022 Budget Request:	\$5,800,315
	Personal Service:	2,536,505
	Nonpersonal Service:	3,263,810
	Maintenance Undistributed:	0

Program Description

This Program provides funding for the various Community Courts in New York City.

Community Courts: Community Courts adjudicate low-level and quality-of-life offenses such as prostitution, shoplifting, vandalism, and drug possession. By combining conventional punishments with alternative sanctions, Community Courts emphasize accountability, community responsibility, and restitution. By incorporating problem-solving policies and methods, Community Courts focus on relationships among the neighborhood, offender, and courts with the overarching goal of increasing community confidence in and access to the criminal justice system. Funding is requested for the following Community Courts: Manhattan’s Midtown Community Court and Harlem Community Justice Center; Brooklyn’s Red Hook Community Justice Center and Brownsville Community Justice Center; and the Bronx’s Community Solutions.

Summary of FY 2022 Funding Request

The Community Courts General Fund budget request is \$5.8 million, or a decrease of \$88,876 (-1.5%) from the current year adjusted appropriation.

The personal service request of \$2.5 million represents a decrease of \$0.1 million (-5.1%) from the current year adjusted appropriation. This includes funding for all filled nonjudicial positions. Funding is also included for the payment of increments, longevity bonuses, uniform allowances, and location pay, as required by law, for all eligible nonjudicial employees. The net increase in these funding requirements is offset by savings associated with turnover.

Nonpersonal service funding supports usual and necessary expenses associated with Community Court operations and administration including supplies and materials, equipment rental and repairs, postage and printing, and in-part services. The other professional services request supports contractual services for coordination and administration of these courts.

The nonpersonal service request is \$3.3 million, or an increase of \$47,138 (1.5%) over current year funding. The increase reflects undistributed funding in other professional services should fiscal relief be realized. The increase is partially offset by spending reductions in supplies and materials, repairs of equipment, and *per diem* court interpreters.

**Courts of Original Jurisdiction
Budget Summary - General Fund**

Community Courts Program

New York City	Personal Service	Nonpersonal Service	Total
Bronx Community Solutions	\$0	\$736,375	\$736,375
Brownsville Community Court	0	259,123	259,123
Harlem Community Justice Center	1,236,489	493,859	1,730,348
Midtown Community Court	647,075	575,041	1,222,116
Red Hook Community Court	636,967	824,548	1,461,515
Undistributed	\$15,974	\$374,864	\$390,838
Total:	<u>\$2,536,505</u>	<u>\$3,263,810</u>	<u>\$5,800,315</u>

State of New York - Judiciary
Budget Summary for Fiscal Year 2021-2022

NYC COMMUNITY COURTS
STATE OPERATIONS - GENERAL FUND

	<u>Current Appropriation as Adjusted</u>	<u>UCS Recommended</u>	<u>Changes to Current Appropriation</u>
<u>Personal Service</u>			
PS Regular	2,504,015	2,389,422	(114,593)
PS Overtime	168,504	147,083	(21,421)
Total Personal Service	<u>2,672,519</u>	<u>2,536,505</u>	<u>(136,014)</u>
<u>Nonpersonal Service</u>			
Supplies and Materials	8,545	5,472	(3,073)
Equipment Rental and Repairs	12,496	8,823	(3,673)
Postage and Printing	2,265	1,300	(965)
Other Professional Services	3,126,866	3,188,965	62,099
In-Part Services	66,500	59,250	(7,250)
Total Nonpersonal Service	<u>3,216,672</u>	<u>3,263,810</u>	<u>47,138</u>
 Grand Total	 5,889,191	 5,800,315	 (88,876)

COURTS OF ORIGINAL JURISDICTION Drug Treatment Courts Program	FY 2022 Budget Request: \$15,827,135
	Personal Service: 15,062,101
	Nonpersonal Service: 765,034
	Maintenance Undistributed: 0

Program Description

This Program provides the nonfederal supported funding for the operation of Drug Treatment Courts throughout the State. The Maintenance Undistributed Program within the Courts of Original Jurisdiction includes funding for anticipated federal grants in support of Drug Treatment Courts.

Drug Treatment Courts: Drug Treatment Courts are parts that operate within courts that have criminal or family jurisdiction. These forums were established to help individuals and communities break the destructive cycle of repeated drug abuse and arrest. They provide nonviolent drug offenders the opportunity to participate in rehabilitation programs as alternatives to incarceration. During the 1990's when the drug treatment court model was first implemented, Drug Treatment Courts were primarily funded by federal grants. Since then, however, the State has assumed greater responsibility for funding these courts.

Summary of FY 2022 Funding Request

The Drug Treatment Courts General Fund budget request is \$15.8 million, or a decrease of \$0.4 million (-2.8%) from the current year adjusted appropriation.

The personal service request of \$15.1 million represents a decrease of \$0.3 million (-1.7%) from the current year adjusted appropriation. This includes funding for all filled nonjudicial positions. Funding is also included for the payment of increments, longevity bonuses, uniform allowance, and location pay for all eligible nonjudicial employees. The net increase in these funding requirements is offset by savings associated with turnover.

Included in the personal service request is \$0.2 million for essential overtime to support current levels of operations.

Nonpersonal service funding supports ongoing court operations including supplies and materials, other professional services, and travel for nonjudicial employees.

The nonpersonal service request of \$0.8 million reflects a decrease of \$0.2 million (-19.6%) from the current year adjusted appropriation. The decrease is primarily attributable to spending reductions in miscellaneous supplies and materials and medical services for purchasing of drug testing kits and associated drug testing services. Additional spending reductions have been made in travel and office supplies.

**Courts of Original Jurisdiction
Budget Summary - General Fund**

Drug Treatment Courts Program

Locality	Personal Service	Nonpersonal Service	Total
New York	\$1,239,231	\$10,542	\$1,249,773
Bronx	1,210,713	10,147	1,220,860
Kings	2,498,167	88,716	2,586,883
Queens	1,312,549	20,783	1,333,332
Richmond	91,171	4,967	96,138
NYC Subtotal:	<u>\$6,351,831</u>	<u>\$135,155</u>	<u>\$6,486,986</u>
3rd Judicial District	\$1,116,442	\$75,533	\$1,191,975
4th Judicial District	992,111	34,983	1,027,094
5th Judicial District	951,891	29,896	981,787
6th Judicial District	708,498	95,225	803,723
7th Judicial District	1,381,727	112,123	1,493,850
8th Judicial District	1,931,998	49,032	1,981,030
9th Judicial District	853,668	28,832	882,500
Nassau County	200,019	80,723	280,742
Suffolk County	554,220	38,532	592,752
Outside NYC Subtotal:	<u>\$8,690,574</u>	<u>\$544,879</u>	<u>\$9,235,453</u>
Undistributed	<u>\$19,696</u>	<u>\$85,000</u>	<u>\$104,696</u>
Total:	<u>\$15,062,101</u>	<u>\$765,034</u>	<u>\$15,827,135</u>

State of New York - Judiciary
Budget Summary for Fiscal Year 2021-2022

DRUG TREATMENT COURTS
STATE OPERATIONS - GENERAL FUND

	<u>Current Appropriation as Adjusted</u>	<u>UCS Recommended</u>	<u>Changes to Current Appropriation</u>
<u>Personal Service</u>			
PS Regular	15,122,622	14,880,743	(241,879)
PS Overtime	202,787	181,358	(21,429)
Total Personal Service	<u>15,325,409</u>	<u>15,062,101</u>	<u>(263,308)</u>
<u>Nonpersonal Service</u>			
Supplies and Materials	765,353	616,923	(148,430)
Travel	57,475	17,436	(40,039)
Equipment Rental and Repairs	11,499	11,904	405
Conferences and Training	2,100	0	(2,100)
Postage and Printing	6,824	4,719	(2,105)
Telecommunications	881	475	(406)
Information Technology Services	3,500	3,150	(350)
Other Professional Services	103,500	104,827	1,327
In-Part Services	0	5,600	5,600
Total Nonpersonal Service	<u>951,132</u>	<u>765,034</u>	<u>(186,098)</u>
 Grand Total	 <u>16,276,541</u>	 <u>15,827,135</u>	 <u>(449,406)</u>

COURTS OF ORIGINAL JURISDICTION Court of Claims Program	FY 2022 Budget Request:	\$19,029,790
	Personal Service:	15,224,721
	Nonpersonal Service:	3,805,069
	Maintenance Undistributed:	0

Program Description

This Program provides funding for the operation of the Court of Claims.

Court of Claims: The Court of Claims is the exclusive judicial forum for actions brought against New York State and certain State entities such as the Thruway Authority and the City University of New York. The Court hears a broad array of tort and contract cases, and disputes over compensation awards following exercises of the State’s power of eminent domain. It exercises its jurisdiction statewide with a presence in venues throughout New York (including Albany, Binghamton, Buffalo, Hauppauge, New York City, Rochester, Saratoga Springs, Syracuse, Utica, and White Plains). All actions in the Court of Claims are heard by a judge sitting without a jury.

Summary of FY 2022 Funding Request

The Court of Claims General Fund budget request is \$19 million, or an increase of \$0.4 million (2%) over the current year adjusted appropriation.

The personal service request of \$15.2 million represents an increase of \$0.4 million (2.6%) over the current year adjusted appropriation. This includes funding for all judicial positions and all filled nonjudicial positions. Funding is also included for the payment of increments, longevity bonuses, uniform allowances and location pay, as required by law, for all eligible non-judicial employees.

Nonpersonal service funding supports usual and necessary expenses associated with court operations, support, and administration including: equipment rental and repairs, supplies and materials, postage and printing, travel, and records management services. Funding in real estate rentals supports judicial chambers and courtroom space in multiple locations throughout the State.

The nonpersonal service request is \$3.8 million, or a decrease of \$22,627 (-0.6%) from current year funding. The decrease is primarily attributable to spending reductions in conferences and training, travel, and office supplies due to the fiscal crisis. These decreases offset an increase in the costs of real estate rentals for the court’s locations around the state. The budget includes undistributed funding to be distributed if fiscal relief is realized.

**Courts of Original Jurisdiction
Budget Summary - General Fund**

Court of Claims

<u>Court of Claims</u>	<u>Personal Service</u>	<u>Nonpersonal Service</u>	<u>Total</u>
Court of Claims	\$15,224,721	\$3,771,810	\$18,996,531
	<u>\$15,224,721</u>	<u>\$3,771,810</u>	<u>\$18,996,531</u>
Undistributed	<u>\$0</u>	<u>\$33,259</u>	<u>\$33,259</u>
Total:	<u>\$15,224,721</u>	<u>\$3,805,069</u>	<u>\$19,029,790</u>

State of New York - Judiciary
Budget Summary for Fiscal Year 2021-2022

COURT OF CLAIMS
STATE OPERATIONS - GENERAL FUND

	<u>Current Appropriation as Adjusted</u>	<u>UCS Recommended</u>	<u>Changes to Current Appropriation</u>
<u>Personal Service</u>			
PS Regular	14,831,564	15,224,537	392,973
PS Overtime	200	184	(16)
Total Personal Service	<u>14,831,764</u>	<u>15,224,721</u>	<u>392,957</u>
<u>Nonpersonal Service</u>			
Legal Reference/CALR/Subscriptions	10,925	9,744	(1,181)
Supplies and Materials	58,250	39,500	(18,750)
Travel	60,000	15,000	(45,000)
Equipment Rental and Repairs	70,414	71,000	586
Real Estate Rentals	3,478,103	3,595,063	116,960
Conferences and Training	58,000	0	(58,000)
Postage and Printing	44,500	33,600	(10,900)
Telecommunications	2,850	2,138	(712)
Information Technology Services	100	90	(10)
Accounting and Auditing Services	2,750	0	(2,750)
Records Management Services	11,600	10,700	(900)
Other Professional Services	3,645	2,900	(745)
In-Part Services	2,500	1,875	(625)
Transcripts	800	200	(600)
Equipment	23,259	23,259	0
Total Nonpersonal Service	<u>3,827,696</u>	<u>3,805,069</u>	<u>(22,627)</u>
 Grand Total	 18,659,460	 19,029,790	 370,330

COURTS OF ORIGINAL JURISDICTION Jury Program	FY 2022 Budget Request: \$39,647,950
	Personal Service: 19,184,776
	Nonpersonal Service: 20,463,174
	Maintenance Undistributed: 0

Program Description

This Program provides funding for the cost of operating the jury system for New York’s courts.

The Jury System: The State Constitution guarantees litigants before New York’s courts trial by jury in most cases. The Judiciary Law, Article 16, sets forth the procedures to be followed in making available an adequate number of jurors so that the Judiciary can meet this constitutional guarantee. The focal point for these procedures is in the office of Commissioner of Jurors. One such office is established for each of the 57 counties outside New York City, whereas, in the City, the Commissioner’s functions are discharged by the jury divisions of the County Clerk’s office in each of the City’s five boroughs. The Commissioners oversee the qualification and summoning of citizens for jury service, the maintenance of juror service records, the processing of juror payment vouchers, the operation of jury assembly rooms, and the provision of jurors to courtrooms for the jury selection portion of a trial.

Summary of FY 2022 Funding Request

The Jury Systems Operations General Fund budget request is \$39.6 million, or a decrease of \$3.9 million (-9%) from the current year adjusted appropriation.

The personal service request of \$19.2 million represents a decrease of \$0.3 million (-1.6%) from the current year adjusted appropriation and includes funding for all filled nonjudicial positions. Funding is also included for the payment of increments, longevity bonuses, uniform allowance, and location pay, as required by law, for all eligible nonjudicial employees. The net increase in these funding requirements is offset by savings associated with turnover.

Nonpersonal service funding supports ongoing jury systems operations, including jury *per diems* at the rate of \$40 per day, fees for jurors who serve in town and village courts and, under certain circumstances, meals and lodging for jurors. Also included in this category are postage and printing for juror questionnaires and summonses, information technology services, supplies and materials, and equipment rental and repairs.

The nonpersonal service request of \$20.5 million represents a decrease of \$3.6 million (-15.1%) from the current year adjusted appropriation. This decrease is primarily attributable to spending reductions in juror *per diems*, meals provided to jurors, and office supplies. These decreases offset modest increases in postage, printing, and information technology services for maintenance of up-to-date jury rolls. The budget also includes undistributed funding to be distributed if fiscal relief is realized.

**Courts of Original Jurisdiction
Budget Summary - General Fund**

Jury Program

Locality	Personal Service	Nonpersonal Service	Total
New York	\$3,341,122	\$2,771,367	\$6,112,489
Bronx	1,793,421	1,867,432	3,660,853
Kings	2,110,974	2,276,307	4,387,281
Queens	1,771,443	1,599,224	3,370,667
Richmond	288,524	292,708	581,232
NYC Subtotal:	<u>\$9,305,484</u>	<u>\$8,807,038</u>	<u>\$18,112,522</u>
3rd Judicial District	\$1,329,150	\$568,306	\$1,897,456
4th Judicial District	1,114,634	521,047	1,635,681
5th Judicial District	1,074,854	512,570	1,587,424
6th Judicial District	409,531	316,434	725,965
7th Judicial District	886,246	651,861	1,538,107
8th Judicial District	1,200,758	593,148	1,793,906
9th Judicial District	1,834,926	1,020,397	2,855,323
Nassau County	1,230,632	769,736	2,000,368
Suffolk County	798,561	859,097	1,657,658
Outside NYC Subtotal:	<u>\$9,879,292</u>	<u>\$5,812,596</u>	<u>\$15,691,888</u>
Undistributed	<u>\$0</u>	<u>\$5,843,540</u>	<u>\$5,843,540</u>
Total:	<u>\$19,184,776</u>	<u>\$20,463,174</u>	<u>\$39,647,950</u>

State of New York - Judiciary
Budget Summary for Fiscal Year 2021-2022

JURY SYSTEMS OPERATIONS
STATE OPERATIONS - GENERAL FUND

	<u>Current Appropriation as Adjusted</u>	<u>UCS Recommended</u>	<u>Changes to Current Appropriation</u>
<u>Personal Service</u>			
PS Regular	19,486,638	19,184,195	(302,443)
PS Overtime	792	581	(211)
Total Personal Service	<u>19,487,430</u>	<u>19,184,776</u>	<u>(302,654)</u>
<u>Nonpersonal Service</u>			
Legal Reference/CALR/Subscriptions	896	0	(896)
Supplies and Materials	357,486	288,444	(69,042)
Travel	16,931	3,935	(12,996)
Equipment Rental and Repairs	166,422	166,375	(47)
Postage and Printing	4,458,372	4,458,372	0
Telecommunications	100,643	74,740	(25,903)
Information Technology Services	420,000	500,000	80,000
Records Management Services	14,370	11,743	(2,627)
Other Professional Services	4,623	3,273	(1,350)
In-Part Services	3,970	1,420	(2,550)
Jury Fees	18,556,372	14,954,872	(3,601,500)
Total Nonpersonal Service	<u>24,100,085</u>	<u>20,463,174</u>	<u>(3,636,911)</u>
 Grand Total	 43,587,515	 39,647,950	 (3,939,565)

COURTS OF ORIGINAL JURISDICTION New York City County Clerks Program	FY 2022 Budget Request:	\$22,791,228
	Personal Service:	21,438,214
	Nonpersonal Service:	1,353,014
	Maintenance Undistributed:	0

Program Description

This Program provides funding for the New York City County Clerks’ offices in New York, Bronx, Kings, Queens, and Richmond Counties.

New York City County Clerks: The State Constitution directs that the County Clerk in each of the five boroughs of New York City act as the Clerk of the Supreme Court and as the Commissioner of Jurors. The Richmond County Clerk also acts as the Registrar of Deeds for property transactions on Staten Island. In 1995, the Judiciary Law and the State Finance Law were amended to require New York City to assume the cost of County Clerk offices, except for expenses related to jury operations. The nonjury operations are funded by recording fees that would otherwise be payable to New York City as well as reimbursements from the City of New York for county clerk operations. Jury operations are funded through the Jury System Operations Program.

Summary of FY 2022 Funding Request

The Special Revenue Fund budget request for the New York City County Clerks Program is \$22.8 million, or a decrease of \$1.7 million (-6.9%) from the current year adjusted appropriation.

The personal service request of \$21.4 million represents an increase of \$0.5 million (2.3%) over the current year adjusted appropriation. This includes funding for all filled nonjudicial positions. Funding is also included for the payment of increments, longevity bonuses, uniform allowances, and location pay, as required by law, for all eligible nonjudicial employees. The net increase in these funding requirements is partially offset by savings associated with turnover.

Nonpersonal service funding supports usual and necessary expenses associated with NYC County Clerk operations including supplies and materials, equipment rental and repairs, postage and printing, and records management services. Records management services include records storage, shredding of documents, and digitization of paper records.

The nonpersonal service request is \$1.4 million, which represents a decrease of \$2.2 million (-61.6%) from current year funding. The decrease is principally attributed to recurring savings in accounting and auditing services as well as spending reductions in records management, office supplies, travel, postage, and printing. The budget includes undistributed funding to be distributed if fiscal relief is realized.

**Courts of Original Jurisdiction
Budget Summary - State Special Revenue Fund**

New York City County Clerks Program

New York City	Personal Service	Nonpersonal Service	Total
New York	\$5,523,250	\$289,061	\$5,812,311
Bronx	3,787,860	166,223	3,954,083
Kings	4,856,317	431,792	5,288,109
Queens	4,432,178	227,352	4,659,530
Richmond	2,940,214	138,586	3,078,800
Undistributed	(101,605)	100,000	(1,605)
	<u>\$21,438,214</u>	<u>\$1,353,014</u>	<u>\$22,791,228</u>

State of New York - Judiciary
Budget Summary for Fiscal Year 2021-2022

NYC COUNTY CLERKS
NYC CO CLERKS' OPERATIONS OFFSET
FUND

	<u>Current Appropriation as Adjusted</u>	<u>UCS Recommended</u>	<u>Changes to Current Appropriation</u>
<u>Personal Service</u>			
PS Regular	20,962,815	21,437,888	475,073
PS Overtime	7	326	319
Total Personal Service	<u>20,962,822</u>	<u>21,438,214</u>	<u>475,392</u>
<u>Nonpersonal Service</u>			
Supplies and Materials	160,980	125,738	(35,242)
Travel	4,995	1,049	(3,946)
Equipment Rental and Repairs	105,640	101,662	(3,978)
Postage and Printing	107,330	75,376	(31,954)
Telecommunications	42,500	38,344	(4,156)
Information Technology Services	2,000	2,800	800
Accounting and Auditing Services	1,226,000	0	(1,226,000)
Records Management Services	1,870,204	1,005,195	(865,009)
Other Professional Services	3,150	2,850	(300)
Total Nonpersonal Service	<u>3,522,799</u>	<u>1,353,014</u>	<u>(2,169,785)</u>
Grand Total	24,485,621	22,791,228	(1,694,393)

COURTS OF ORIGINAL JURISDICTION Supreme and County Court Law Library Program	FY 2022 Budget Request:	\$4,618,849
	Personal Service:	4,492,195
	Nonpersonal Service:	126,654
	Maintenance Undistributed:	0

Program Description

This Program provides funding for the Supreme and County Court Law Libraries maintained by the Judiciary at various venues throughout the State.

Supreme and County Court Law Libraries: The Judiciary Law, Article 21, requires that there be a court law library in each county of the State and that each such library be managed under the aegis of the Chief Administrative Judge with the assistance of a local board of trustees.

Summary of FY 2022 Funding Request

The Supreme Court Law Libraries General Fund budget request is \$4.6 million, or a decrease of \$213,639 (-4.4%) from the current year adjusted appropriation.

The personal service request of \$4.5 million represents a decrease of \$0.2 million (-3.5%) from the current year adjusted appropriation. This includes funding for all filled nonjudicial positions. Funding is also included for the payments of increments, longevity bonuses, and location pay, as required by law, for all eligible nonjudicial employees. The net increase in these funding requirements is offset by savings associated with turnover.

The personal service request also includes \$83,110 for temporary service. This funding includes three part-time positions that support ongoing law library operations in Kings County.

Nonpersonal service funding supports ongoing law library operations and includes legal reference materials and online legal services, equipment rental and repairs, and supplies and materials. It should be noted, however, that the acquisition of most legal reference materials and computer assisted legal reference access are provided through the statewide Office of Legal Information in the Court Support Services Program.

The nonpersonal service request of \$0.1 million represents a decrease of \$53,092 (-29.5%) from the current year adjusted appropriation. This decrease is primarily attributable to spending reductions in office supplies, travel, and repairs of equipment. Additional savings are realized in legal references and subscriptions and in computer assisted legal research costs that have been centralized within the Office of Legal Information in the Court Support Services Program. These decreases are partially offset by a modest increase in the costs of EDP supplies and rentals of equipment.

**Courts of Original Jurisdiction
Budget Summary - General Fund**

Law Libraries Program

Locality	Personal Service	Nonpersonal Service	Total
New York Civil	\$0	\$0	\$0
New York Criminal	143,842	0	143,842
Bronx	86,581	0	86,581
Kings	227,539	1,500	229,039
Queens	311,359	7,500	318,859
Richmond	95,386	0	95,386
NYC Subtotal:	<u>\$864,707</u>	<u>\$9,000</u>	<u>\$873,707</u>
3rd Judicial District	\$295,665	\$13,557	\$309,222
4th Judicial District	334,008	4,190	338,198
5th Judicial District	896,460	36,079	932,539
6th Judicial District	245,597	4,895	250,492
7th Judicial District	335,340	10,284	345,624
8th Judicial District	319,661	14,525	334,186
9th Judicial District	589,869	2,355	592,224
Nassau County	203,885	8,908	212,793
Suffolk County	407,003	20,861	427,864
Maintenance Undistributed	0	2,000	2,000
Outside NYC Subtotal:	<u>\$3,627,488</u>	<u>\$117,654</u>	<u>\$3,745,142</u>
Total:	<u>\$4,492,195</u>	<u>\$126,654</u>	<u>\$4,618,849</u>

State of New York - Judiciary
Budget Summary for Fiscal Year 2021-2022

LAW LIBRARIES
STATE OPERATIONS - GENERAL FUND

	<u>Current Appropriation as Adjusted</u>	<u>UCS Recommended</u>	<u>Changes to Current Appropriation</u>
<u>Personal Service</u>			
PS Regular	4,571,240	4,409,085	(162,155)
PS Temporary	81,502	83,110	1,608
Total Personal Service	<u>4,652,742</u>	<u>4,492,195</u>	<u>(160,547)</u>
<u>Nonpersonal Service</u>			
Legal Reference/CALR/Subscriptions	83,904	55,994	(27,910)
Supplies and Materials	31,596	25,658	(5,938)
Travel	16,202	5,831	(10,371)
Equipment Rental and Repairs	36,304	31,322	(4,982)
Postage and Printing	7,307	4,293	(3,014)
Telecommunications	1,365	640	(725)
Other Professional Services	2,868	2,916	48
In-Part Services	200	0	(200)
Total Nonpersonal Service	<u>179,746</u>	<u>126,654</u>	<u>(53,092)</u>
 Grand Total	 4,832,488	 4,618,849	 (213,639)

COURTS OF ORIGINAL JURISDICTION Alternative Dispute Resolution and Court Improvement Programs	FY 2022 Budget Request:	\$13,502,241
	Personal Service:	1,334,386
	Nonpersonal Service:	12,167,855
	Maintenance Undistributed:	0

Program Descriptions

These Programs provide funding for the Community Dispute Resolution Centers, court-connected Alternative Dispute Resolution (ADR), Children’s Centers, and Court Appointed Special Advocates (CASA).

Alternative Dispute Resolution and Court Improvement Program: The Community Dispute Resolution Centers provide financial assistance to nonprofit organizations throughout the State that provide neutral third-party mediators to help parties resolve their disputes outside of court. Court-connected ADR Programs provide court-sponsored mediation services to aid litigants in resolving a broad array of disputes, including custody and visitation matters in Family Court, attorney fee disputes in matrimonial actions in Supreme Court, estate matters in Surrogate’s Court, and housing and small claims disputes in City and District Courts. The Children’s Centers provide child-care services for children who accompany family members to court. Court Appointed Special Advocates are volunteers trained by a local network of CASA agencies and appointed by Family Court judges to advocate for children in abuse and neglect cases.

Summary of FY 2022 Funding Request

The Alternative Dispute Resolution and Court Improvement Program’s General Fund budget request is \$13.5 million, or an increase of \$0.1 million (1%) over the current year adjusted appropriation.

The personal service request of \$1.3 million represents a decrease of \$0.1 million (-8.6%) from the current year adjusted appropriation. This includes funding for all filled nonjudicial positions. Funding is also included for the payment of increments, longevity bonuses, and location pay, as required by law, for all eligible nonjudicial employees. The net increase in these funding requirements is offset by savings associated with turnover.

The nonpersonal service request of \$12.2 million reflects an increase of \$0.3 million (2.2%) over the current year adjusted appropriation. The increase includes undistributed funding for contractual services for dispute resolution programs, Children’s Centers, and CASA programs located throughout the State. The increase is partially offset by spending reductions in travel, office supplies, and conferences and training. There is \$2.4 million in undistributed funding to be distributed if fiscal relief is realized.

**Courts of Original Jurisdiction
Budget Summary - General Fund**

Alternative Dispute Resolution & Court Improvement Programs

Alternative Dispute Resolution & Court Improvement	Personal Service	Nonpersonal Service	Total
Alternative Dispute Resolution & Court Improvement	\$1,334,386	\$9,768,626	\$11,103,012
Undistributed	0	2,399,229	2,399,229
Total:	<u>\$1,334,386</u>	<u>\$12,167,855</u>	<u>\$13,502,241</u>

State of New York - Judiciary
Budget Summary for Fiscal Year 2021-2022

ADR & COURT IMPROVEMENT
STATE OPERATIONS - GENERAL FUND

	<u>Current Appropriation as Adjusted</u>	<u>UCS Recommended</u>	<u>Changes to Current Appropriation</u>
<u>Personal Service</u>			
PS Regular	1,460,654	1,334,386	(126,268)
Total Personal Service	1,460,654	1,334,386	(126,268)
<u>Nonpersonal Service</u>			
Supplies and Materials	2,180	1,980	(200)
Travel	25,150	6,288	(18,862)
Conferences and Training	38,000	13,875	(24,125)
Postage and Printing	500	500	0
Information Technology Services	49,750	49,750	0
Other Professional Services	3,223,762	3,223,762	0
ADR/SCAR/Arbitration	8,566,639	8,871,700	305,061
Total Nonpersonal Service	11,905,981	12,167,855	261,874
Grand Total	13,366,635	13,502,241	135,606

COURTS OF ORIGINAL JURISDICTION Court Support Services Program	FY 2022 Budget Request: \$114,314,397	
	Personal Service:	56,923,513
	Nonpersonal Service:	57,390,884
	Maintenance Undistributed:	0

Program Description

This Program provides funding for the Court Support Services Program.

Court Support Services: The Chief Administrative Judge maintains an array of offices for the purpose of providing direct support to the courts and court-related agencies of the Unified Court System. This centralized support is provided in the areas of technology, human resource administration, payroll processing, court interpreter operations, legal resources, court research, electronic filing, records management, workforce diversity initiatives, access to justice initiatives, continuing legal education, and general services. Also providing support to court operations are the Office of the Inspector General, the Office of Policy and Planning, and the Division of Professional and Court Services.

Summary of FY 2022 Funding Request

The Court Support Services All Funds budget request is \$114.3 million and reflects level funding over the current year adjusted appropriation.

The personal service request of \$56.9 million represents an increase of \$0.3 million (0.6%) over the current year adjusted appropriation. This includes funding for all filled nonjudicial positions. Funding is also included for payment of increments, uniform allowances, longevity bonuses, and location pay, as required by law, for all eligible nonjudicial employees. The net increase in these funding requirements is partially offset by savings associated with turnover.

The personal service request also includes \$0.2 million for overtime in support of ongoing operations.

The nonpersonal service request will fund ongoing centralized court support services, including: the provision of legal reference materials and online services, equipment rental and repairs, rental of office and training space, administration of the E-filing program, CourtNet support and court research, as well as information technology hardware and software maintenance. Funding in support of the Judiciary’s partnership with the Center for Court Innovation, and the preservation of historic records is also included in the Court Support Services Program. *Per diem* interpreter funding is centralized in this program for many judicial districts outside New York City.

The nonpersonal service request of \$57.4 million reflects a decrease of \$0.3 million (-0.6%) from the current year adjusted appropriation. The decrease reflects spending reductions in legal reference and online materials, transcripts, repairs of equipment, travel, conferences and training, printing and records management. These decreases are partially offset by an increase in information technology services to address technology needs associated with virtual courtrooms and other remote capabilities. Increases in real estate rentals and rentals of equipment are also noted. The budget includes undistributed funding to be distributed if fiscal relief is realized.

**Courts of Original Jurisdiction
Budget Summary - All Funds**

Court Support Services

Court Support Services	Personal Service	Nonpersonal Service	Total
Continuing Legal Education	\$963,394	\$3,950	\$967,344
Court Interpreter Operations	4,004,709	937,508	4,942,217
Data Processing & Network Support	31,668,710	12,104,620	43,773,330
Div. of Professional & Court Services	2,569,768	3,608,644	6,178,412
Electronic Filing	1,825,745	9,225	1,834,970
General Services	1,396,217	14,685,062	16,081,279
Human Resources Administration	4,064,359	907,000	4,971,359
Jury, Court Statistics & Operations	1,382,541	34,475	1,417,016
Legal Resources	290,473	18,797,569	19,088,042
Office of Justice Initiatives	1,630,153	36,050	1,666,203
Office of Policy and Planning	1,373,906	100,300	1,474,206
Office of the Inspector General	1,401,343	7,480	1,408,823
Payroll Operations	2,350,242	164,618	2,514,860
Records Management	911,484	125,757	1,037,241
Web Design	536,037	144,564	680,601
Workforce Diversity	533,478	14,734	548,212
Undistributed	20,954	5,709,328	5,730,282
Total:	<u>\$56,923,513</u>	<u>\$57,390,884</u>	<u>\$114,314,397</u>

State of New York - Judiciary
Budget Summary for Fiscal Year 2021-2022

ALL FUNDS
COURT SUPPORT SERVICES

	<u>Current Appropriation as Adjusted</u>	<u>UCS Recommended</u>	<u>Changes to Current Appropriation</u>
<u>Personal Service</u>			
PS Regular	56,369,633	56,730,578	360,945
PS Overtime	222,985	192,935	(30,050)
Total Personal Service	<u>56,592,618</u>	<u>56,923,513</u>	<u>330,895</u>
<u>Nonpersonal Service</u>			
Legal Reference/CALR/Subscriptions	21,625,207	18,752,130	(2,873,077)
Supplies and Materials	1,236,925	1,025,030	(211,895)
Travel	464,946	178,376	(286,570)
Equipment Rental and Repairs	3,569,246	3,165,552	(403,694)
Real Estate Rentals	13,878,940	13,648,647	(230,293)
Conferences and Training	314,600	72,125	(242,475)
Postage and Printing	2,540,000	2,089,600	(450,400)
Telecommunications	2,785,000	2,785,000	0
Information Technology Services	5,025,734	9,919,197	4,893,463
Accounting and Auditing Services	50,000	0	(50,000)
Records Management Services	470,000	246,400	(223,600)
Other Professional Services	4,523,111	4,446,386	(76,725)
In-Part Services	1,085,500	926,941	(158,559)
ADR/SCAR/Arbitration	150,000	135,000	(15,000)
Transcripts	125	500	375
Total Nonpersonal Service	<u>57,719,334</u>	<u>57,390,884</u>	<u>(328,450)</u>
Grand Total	114,311,952	114,314,397	2,445

State of New York - Judiciary
Budget Summary for Fiscal Year 2021-2022

COURT SUPPORT SERVICES
STATE OPERATIONS - GENERAL FUND

	<u>Current Appropriation as Adjusted</u>	<u>UCS Recommended</u>	<u>Changes to Current Appropriation</u>
<u>Personal Service</u>			
PS Regular	29,998,566	30,318,036	319,470
PS Overtime	222,985	192,935	(30,050)
Total Personal Service	<u>30,221,551</u>	<u>30,510,971</u>	<u>289,420</u>
<u>Nonpersonal Service</u>			
Legal Reference/CALR/Subscriptions	21,625,207	18,752,130	(2,873,077)
Supplies and Materials	1,236,925	1,025,030	(211,895)
Travel	464,946	178,376	(286,570)
Equipment Rental and Repairs	3,569,246	3,165,552	(403,694)
Real Estate Rentals	13,878,940	13,648,647	(230,293)
Conferences and Training	314,600	72,125	(242,475)
Postage and Printing	2,540,000	2,089,600	(450,400)
Telecommunications	2,785,000	2,785,000	0
Information Technology Services	5,025,734	9,919,197	4,893,463
Accounting and Auditing Services	50,000	0	(50,000)
Records Management Services	470,000	246,400	(223,600)
Other Professional Services	4,523,111	4,446,386	(76,725)
In-Part Services	1,085,500	926,941	(158,559)
ADR/SCAR/Arbitration	150,000	135,000	(15,000)
Transcripts	125	500	375
Total Nonpersonal Service	<u>57,719,334</u>	<u>57,390,884</u>	<u>(328,450)</u>
 Grand Total	 87,940,885	 87,901,855	 (39,030)

State of New York - Judiciary
 Budget Summary for Fiscal Year 2021-2022

COURT SUPPORT SERVICES
 JUDICIARY DATA PROCESSING
 OFFSET FUND

	<u>Current Appropriation as Adjusted</u>	<u>UCS Recommended</u>	<u>Changes to Current Appropriation</u>
<u>Personal Service</u>			
PS Regular	26,371,067	26,412,542	41,475
Total Personal Service	26,371,067	26,412,542	41,475
Grand Total	26,371,067	26,412,542	41,475

COURTS OF ORIGINAL JURISDICTION Town and Village Program - State Operations	FY 2022 Budget Request: \$6,040,734
	Personal Service: 5,702,528
	Nonpersonal Service: 338,206
	Maintenance Undistributed: 0

Program Description

This Program provides funding for the Town and Village - State Operations Program.

Town and Village Courts: There are 1,250 Town and Village Justice Courts in New York State, employing about 2,000 justices and several thousand nonjudicial personnel. These courts have civil jurisdiction over monetary claims of up to \$3,000 (including small claims jurisdiction over matters of up to that amount), landlord/tenant matters, and traffic matters. They also have criminal jurisdiction that includes authority to arraign defendants on felony charges and to try misdemeanors and violations. In the 21 counties in the State which have no city courts, the Town and Village Justice Courts function as the only lower court tribunal.

The Town and Village Justice Courts are principally funded by the localities that they serve. They do, however, receive some State assistance from the Judiciary Budget State Operations and Aid to Localities appropriations. The Courts of Original Jurisdiction Town and Village Program in the State Operations budget provides training, technology support, fiscal guidance, legal research, and other assistance through the Office of Justice Court Support and the Town and Village Courts Resource Center. This program also supports the ongoing implementation of the Centralized Arraignment Parts (CAP) legislative initiative. The Justice Court Assistance Program is in the Aid to Localities Major Purpose budget and is not included here.

Summary of FY 2022 Funding Request

The Town and Village State Operations General Fund budget request is \$6 million, or a decrease of \$0.4 million (-6.7%) from the current year adjusted appropriation.

The personal service request of \$5.7 million represents a decrease of \$0.2 million (-3.8%) from the current year adjusted appropriation. This includes funding for all filled nonjudicial positions. Funding is also included for payment of increments, longevity bonuses, and location pay, as required by law, for all eligible nonjudicial employees. The net increase in these funding requirements is offset by savings associated with turnover.

The personal service request also includes \$1.5 million in temporary service for acting Town and Village Justices in support of ongoing operations associated with the CAP program. The budget includes undistributed funding to be distributed if fiscal relief is realized.

The nonpersonal service request is \$0.3 million, or a decrease of \$0.2 million (-37.9%) from current year funding. The decrease is attributable to spending reductions in travel, conferences and training, printing, postage, and office supplies. These decreases are partially offset by a slight increase in information technology services.

**Courts of Original Jurisdiction
Budget Summary - General Fund**

Town & Village State Operations Program

Outside New York City	Personal Service	Nonpersonal Service	Total
3rd Judicial District	\$7,500	\$6,078	\$13,578
4th Judicial District	258,754	5,153	263,907
5th Judicial District	637,576	1,528	639,104
6th Judicial District	263,247	8,450	271,697
7th Judicial District	647,373	27,256	674,629
8th Judicial District	207,983	1,141	209,124
9th Judicial District	30,000	0	30,000
Nassau County	98,318	260	98,578
Suffolk County	119,013	0	119,013
Court Support Services	3,052,764	288,340	3,341,104
Undistributed	380,000	0	380,000
Total:	<u>\$5,702,528</u>	<u>\$338,206</u>	<u>\$6,040,734</u>

State of New York - Judiciary
Budget Summary for Fiscal Year 2021-2022

TOWN AND VILLAGE
STATE OPERATIONS - GENERAL FUND

	<u>Current Appropriation as Adjusted</u>	<u>UCS Recommended</u>	<u>Changes to Current Appropriation</u>
<u>Personal Service</u>			
PS Regular	4,286,425	4,187,789	(98,636)
PS Temporary	1,643,000	1,510,000	(133,000)
PS Overtime	1,084	4,739	3,655
Total Personal Service	<u>5,930,509</u>	<u>5,702,528</u>	<u>(227,981)</u>
<u>Nonpersonal Service</u>			
Supplies and Materials	40,645	33,844	(6,801)
Travel	186,330	58,048	(128,282)
Equipment Rental and Repairs	8,089	7,759	(330)
Conferences and Training	81,000	14,188	(66,812)
Postage and Printing	57,938	40,342	(17,596)
Telecommunications	350	0	(350)
Information Technology Services	170,250	184,025	13,775
Total Nonpersonal Service	<u>544,602</u>	<u>338,206</u>	<u>(206,396)</u>
 Grand Total	 6,475,111	 6,040,734	 (434,377)

COURTS OF ORIGINAL JURISDICTION Public Safety Program	FY 2022 Budget Request:	\$397,831,131
	Personal Service:	367,044,054
	Nonpersonal Service:	30,787,077
	Maintenance Undistributed:	0

Program Description

This Program provides funding to support the security needs of the trial courts.

Public Safety: Security for the trial courts is provided in one of two ways: specially-trained Unified Court System employees perform these services in New York City and in some locations outside the City. In other upstate locations, the Unified Court System contracts with local sheriffs or police departments to provide security. The program also supports the Department of Public Safety whose duties include: development and implementation of public safety policies and protocols; operation of two court officer training academies; providing comprehensive training to security staff and operating the Applicant Verification Unit to conduct background checks on potential court officer candidates.

Summary of FY 2022 Funding Request

The Public Safety All Funds budget request is \$397.8 million, or a decrease of \$17 million (-4.1%) from the current year adjusted appropriation.

The personal service request of \$367 million represents a decrease of \$14.7 million (-3.8%) from the current year adjusted appropriation. This includes funding for all filled nonjudicial positions. Funding is also included for the payments of increments, longevity bonuses, uniform allowances, location pay, and security differential payments (SLED), as required by law, for all eligible nonjudicial employees. The net increase in these funding requirements is offset by savings associated with turnover and the elimination of planned court officer academy classes in FY 2021 due to the fiscal crisis.

The personal service request also includes \$19.6 million for overtime to support current levels of operation.

Nonpersonal service funding supports usual and necessary expenses associated with the administration and operation of the Public Safety Program. These expenses include contractual obligations to local sheriff and police departments for security services and lease costs for rifle ranges in several locations throughout the State. Funding in other professional services supports court officer training and background investigations for potential court officer candidates. The request also provides funding for supplies and materials, equipment rental and repairs, travel, and information technology services for ongoing operational needs.

The nonpersonal service request is \$30.8 million, or a decrease of \$2.3 million (-7%) from the current year funding. The decrease reflects a decline in contractual security service obligations as well as spending reductions in office supplies, travel, repairs of equipment, conferences and training, and medical services. The decrease is partially offset by increases in utility costs for the Brooklyn Academy and for security supplies to comply with CDC guidelines on social distancing in public courthouses statewide. The budget includes undistributed funding to be distributed if fiscal relief is realized.

**Courts of Original Jurisdiction
Budget Summary - All Funds**

Public Safety Program

Locality	Personal Service	Nonpersonal Service	Total
NY Supreme Civil	\$8,822,050	\$13,300	\$8,835,350
NY Supreme Criminal	14,611,422	4,165	14,615,587
Supreme Bronx	21,090,702	61,710	21,152,412
Supreme Kings	21,761,018	176,445	21,937,463
Supreme Queens	17,702,459	6,877	17,709,336
Supreme Richmond	6,696,277	71,177	6,767,454
Civil Court	24,364,835	16,785	24,381,620
Criminal Court	57,117,070	34,407	57,151,477
Family Court	36,648,534	19,348	36,667,882
Surrogate's Court	655,397	0	655,397
County Clerks	360,031	0	360,031
Jury	544,222	0	544,222
NYC Subtotal:	<u>\$210,374,017</u>	<u>\$404,214</u>	<u>\$210,778,231</u>
3rd Judicial District	\$9,230,129	\$2,140,591	\$11,370,720
4th Judicial District	12,496,978	170,764	12,667,742
5th Judicial District	9,800,019	3,350,144	13,150,163
6th Judicial District	10,984,052	64,336	11,048,388
7th Judicial District	0	16,211,897	16,211,897
8th Judicial District	17,669,857	4,337,413	22,007,270
9th Judicial District	26,796,241	68,513	26,864,754
Nassau County	23,439,090	56,463	23,495,553
Suffolk County	25,292,381	80,070	25,372,451
Outside NYC Subtotal:	<u>\$135,708,747</u>	<u>\$26,480,191</u>	<u>\$162,188,938</u>
Court Support Services	\$17,989,285	\$2,102,672	\$20,091,957
Undistributed	\$2,972,005	\$1,800,000	\$4,772,005
Total:	<u>\$367,044,054</u>	<u>\$30,787,077</u>	<u>\$397,831,131</u>

State of New York - Judiciary
Budget Summary for Fiscal Year 2021-2022

ALL FUNDS
COURTS OF ORIGINAL JURISDICTION
PUBLIC SAFETY

	<u>Current Appropriation as Adjusted</u>	<u>UCS Recommended</u>	<u>Changes to Current Appropriation</u>
<u>Personal Service</u>			
PS Regular	359,778,631	347,397,254	(12,381,377)
PS Overtime	21,954,766	19,646,800	(2,307,966)
Total Personal Service	<u>381,733,397</u>	<u>367,044,054</u>	<u>(14,689,343)</u>
<u>Nonpersonal Service</u>			
Supplies and Materials	812,320	1,603,794	791,474
Travel	764,208	412,341	(351,867)
Equipment Rental and Repairs	712,108	756,204	44,096
Real Estate Rentals	348,500	397,000	48,500
Conferences and Training	30,500	0	(30,500)
Postage and Printing	15,935	10,935	(5,000)
Telecommunications	12,420	12,100	(320)
Information Technology Services	16,500	11,500	(5,000)
Records Management Services	200	225	25
Other Professional Services	520,899	576,301	55,402
Security Services	29,871,075	27,006,677	(2,864,398)
Total Nonpersonal Service	<u>33,104,665</u>	<u>30,787,077</u>	<u>(2,317,588)</u>
Grand Total	414,838,062	397,831,131	(17,006,931)

State of New York - Judiciary
Budget Summary for Fiscal Year 2021-2022

COURTS OF ORIGINAL JURISDICTION
PUBLIC SAFETY
STATE OPERATIONS - GENERAL FUND

	<u>Current Appropriation as Adjusted</u>	<u>UCS Recommended</u>	<u>Changes to Current Appropriation</u>
<u>Personal Service</u>			
PS Regular	359,429,956	347,039,795	(12,390,161)
PS Overtime	21,951,284	19,644,228	(2,307,056)
Total Personal Service	<u>381,381,240</u>	<u>366,684,023</u>	<u>(14,697,217)</u>
<u>Nonpersonal Service</u>			
Supplies and Materials	812,320	1,603,794	791,474
Travel	764,208	412,341	(351,867)
Equipment Rental and Repairs	712,108	756,204	44,096
Real Estate Rentals	348,500	397,000	48,500
Conferences and Training	30,500	0	(30,500)
Postage and Printing	15,935	10,935	(5,000)
Telecommunications	12,420	12,100	(320)
Information Technology Services	16,500	11,500	(5,000)
Records Management Services	200	225	25
Other Professional Services	520,899	576,301	55,402
Security Services	29,871,075	27,006,677	(2,864,398)
Total Nonpersonal Service	<u>33,104,665</u>	<u>30,787,077</u>	<u>(2,317,588)</u>
 Grand Total	 414,485,905	 397,471,100	 (17,014,805)

State of New York - Judiciary
 Budget Summary for Fiscal Year 2021-2022

COURTS OF ORIGINAL JURISDICTION
 PUBLIC SAFETY
 NYC CO CLERKS' OPERATIONS OFFSET
 FUND

	<u>Current Appropriation as Adjusted</u>	<u>UCS Recommended</u>	<u>Changes to Current Appropriation</u>
<u>Personal Service</u>			
PS Regular	348,675	357,459	8,784
PS Overtime	3,482	2,572	(910)
Total Personal Service	<u>352,157</u>	<u>360,031</u>	<u>7,874</u>
 Grand Total	 352,157	 360,031	 7,874

COURTS OF ORIGINAL JURISDICTION Maintenance Undistributed Program	FY 2022 Budget Request: \$107,666,015
	Personal Service: (6,135,611)
	Nonpersonal Service: 113,801,626
	Maintenance Undistributed: 0

Program Description

This Program provides funding for the Courts of Original Jurisdiction Maintenance Undistributed Program.

Courts of Original Jurisdiction Maintenance Undistributed: This Program includes funding for civil legal services in order to provide counsel to low-income New Yorkers in civil cases. Funding also supports UCS Committees and other undistributed funding necessary for court operations. In addition, through special revenue funding requests, this program provides the framework through which grants are realized in support of problem-solving courts and other justice initiatives.

Summary of FY 2022 Funding Request

The Courts of Original Jurisdiction Maintenance Undistributed Program All Funds budget request is \$107.7 million or an increase of \$22 million (25.8%) over the current year adjusted appropriation.

The undistributed personal service request reflects attrition savings that are generated throughout the year in the trial courts as employees leave service (-\$24.8 million) and funding for lump sum payments associated with employees separating from service (\$11.2 million). It also includes funding for differential assignment pay (\$0.5 million).

The nonpersonal service General Fund budget request of \$113.8 million reflects an increase of \$5.2 million (4.8%) over the current year adjusted appropriation. The increase includes undistributed funding in records management services, information technology services, jury *per diems*, repairs of equipment, postage, interpreters, and other general services. The increase is partially offset by savings reductions for UCS Committees in travel, conferences and training, and miscellaneous supplies and materials. The undistributed funding will be distributed if fiscal relief is realized, including civil legal services funding.

The Special Revenue budget request provides appropriation authority for anticipated federal and other nonfederal grants (\$21.5 million). The budget reflects level funding from the current year adjusted appropriation. The funding supports specialty courts, juvenile justice initiatives, the court improvement program, and Raise the Age initiatives. The request includes \$250,000 for the State Special Revenue Asset Forfeiture fund to allow the court system to receive asset forfeiture funds from state and local law enforcement agencies.

**Courts of Original Jurisdiction
Budget Summary - All Funds**

Maintenance Undistributed

Maintenance Undistributed	Personal Service	Nonpersonal Service	Total
Special Revenue - Federal Funds	\$0	\$19,000,000	\$19,000,000
Miscellaneous Special Revenue Fund	0	2,250,000	2,250,000
Miscellaneous Special Revenue Fund Asset Forfeiture	0	250,000	250,000
General Fund - Undistributed	(6,135,611)	92,301,626	86,166,015
Total:	<u>(\$6,135,611)</u>	<u>\$113,801,626</u>	<u>\$107,666,015</u>

State of New York - Judiciary
Budget Summary for Fiscal Year 2021-2022

ALL FUNDS
COJ MAINTENANCE UNDISTRIBUTED

	<u>Current Appropriation as Adjusted</u>	<u>UCS Recommended</u>	<u>Changes to Current Appropriation</u>
<u>Personal Service</u>			
PS Regular	(23,025,993)	(6,135,611)	16,890,382
Total Personal Service	(23,025,993)	(6,135,611)	16,890,382
<u>Nonpersonal Service</u>			
Supplies and Materials	21,000	13,650	(7,350)
Travel	190,000	47,500	(142,500)
Equipment Rental and Repairs	0	633,944	633,944
Conferences and Training	2,000	0	(2,000)
Postage and Printing	7,500	647,330	639,830
Information Technology Services	0	1,000,000	1,000,000
Records Management Services	0	1,971,085	1,971,085
Other Professional Services	108,262,100	108,789,194	527,094
In-Part Services	0	50,000	50,000
Judicial Hearing Officers	141,000	0	(141,000)
Jury Fees	0	643,673	643,673
Transcripts	7,500	5,250	(2,250)
Total Nonpersonal Service	108,631,100	113,801,626	5,170,526
Grand Total	85,605,107	107,666,015	22,060,908

State of New York - Judiciary
Budget Summary for Fiscal Year 2021-2022

COJ MAINTENANCE UNDISTRIBUTED
STATE OPERATIONS - GENERAL FUND

	<u>Current Appropriation as Adjusted</u>	<u>UCS Recommended</u>	<u>Changes to Current Appropriation</u>
<u>Personal Service</u>			
PS Regular	(23,025,993)	(6,135,611)	16,890,382
Total Personal Service	(23,025,993)	(6,135,611)	16,890,382
<u>Nonpersonal Service</u>			
Supplies and Materials	21,000	13,650	(7,350)
Travel	190,000	47,500	(142,500)
Equipment Rental and Repairs	0	633,944	633,944
Conferences and Training	2,000	0	(2,000)
Postage and Printing	7,500	647,330	639,830
Information Technology Services	0	1,000,000	1,000,000
Records Management Services	0	1,971,085	1,971,085
Other Professional Services	86,762,100	87,289,194	527,094
In-Part Services	0	50,000	50,000
Judicial Hearing Officers	141,000	0	(141,000)
Jury Fees	0	643,673	643,673
Transcripts	7,500	5,250	(2,250)
Total Nonpersonal Service	87,131,100	92,301,626	5,170,526
Grand Total	64,105,107	86,166,015	22,060,908

State of New York - Judiciary
 Budget Summary for Fiscal Year 2021-2022

COJ MAINTENANCE UNDISTRIBUTED
 MISCELLANEOUS SPECIAL REVENUE
 FUND

	<u>Current Appropriation as Adjusted</u>	<u>UCS Recommended</u>	<u>Changes to Current Appropriation</u>
<u>Nonpersonal Service</u>			
Other Professional Services	2,250,000	2,250,000	0
Total Nonpersonal Service	2,250,000	2,250,000	0
Grand Total	2,250,000	2,250,000	0

State of New York - Judiciary
 Budget Summary for Fiscal Year 2021-2022

COJ MAINTENANCE UNDISTRIBUTED
 MISCELLANEOUS SPECIAL REVENUE
 FUND ASSET FORFEITURE

	<u>Current Appropriation as Adjusted</u>	<u>UCS Recommended</u>	<u>Changes to Current Appropriation</u>
<u>Nonpersonal Service</u>			
Other Professional Services	250,000	250,000	0
Total Nonpersonal Service	250,000	250,000	0
Grand Total	250,000	250,000	0

State of New York - Judiciary
 Budget Summary for Fiscal Year 2021-2022

COJ MAINTENANCE UNDISTRIBUTED
 FED SPEC REVENUE OPERATING

	<u>Current Appropriation as Adjusted</u>	<u>UCS Recommended</u>	<u>Changes to Current Appropriation</u>
<u>Nonpersonal Service</u>			
Other Professional Services	9,500,000	9,500,000	0
Total Nonpersonal Service	9,500,000	9,500,000	0
Grand Total	9,500,000	9,500,000	0

State of New York - Judiciary
 Budget Summary for Fiscal Year 2021-2022

COJ MAINTENANCE UNDISTRIBUTED
 FEDERAL DHHS GRANT

	<u>Current Appropriation as Adjusted</u>	<u>UCS Recommended</u>	<u>Changes to Current Appropriation</u>
<u>Nonpersonal Service</u>			
Other Professional Services	9,500,000	9,500,000	0
Total Nonpersonal Service	9,500,000	9,500,000	0
Grand Total	9,500,000	9,500,000	0

COURTS OF ORIGINAL JURISDICTION Trial Court Administration	FY 2022 Budget Request: \$25,307,006
	Personal Service: 22,383,051
	Nonpersonal Service: 2,923,955
	Maintenance Undistributed: 0

Program Description

This Program provides funding for Trial Court Administration which is overseen by two Deputy Chief Administrative Judges (DCAJ), one in New York City and one outside the City. The DCAJs oversee the Administrative Judges who coordinate trial court activities through regional district offices.

Administration: Overall administration of the trial courts is coordinated through the offices of the DCAJ for New York City and the DCAJ Outside New York City. Administrative Judges are appointed in each judicial district outside New York City. In New York City, there are separate Administrative Judges in each borough for civil and criminal operations, except Richmond which has one Administrative Judge. In addition, there is one Family Court Administrative Judge for all five boroughs.

Each Administrative Judge is designated to coordinate trial court activities within their respective districts or areas. These district offices manage a wide array of functions including case management and court operations support, fiscal oversight and human resource administration, and facilities planning and management.

Summary of FY 2022 Funding Request

The Trial Courts Administration All Funds budget request is \$25.3 million, or an increase of \$18,095 (0.1%) over the current year adjusted appropriation.

The personal service request of \$22.4 million represents an increase of \$0.4 million (1.9%) over the current year adjusted appropriation. This includes funding for all filled nonjudicial positions. Funding is also included for the payment of increments, longevity bonuses, location pay, and uniform allowance, as required by law, for all eligible nonjudicial employees.

The personal service request also includes \$24,473 for overtime in support of ongoing operations.

Nonpersonal service funding supports usual and necessary expenses associated with the administration of trial court operations. These expenses include postage and printing, equipment rental and repairs, and supplies and materials. Also included are real estate rental costs for administrative offices in the Third, Fourth, Fifth, and Sixth Judicial Districts.

The nonpersonal service request of \$2.9 million represents a decrease of \$0.4 million (-12.1%) from the current year adjusted appropriation. This decrease is primarily attributable to spending reductions in travel, judicial hearing officers, conferences and training, repairs of equipment and postage. The decreases are partially offset by expenditure-based increases in rentals of equipment, office supplies, and other general services. The budget includes undistributed funding to be distributed if fiscal relief is realized.

**Courts of Original Jurisdiction
Budget Summary - All Funds**

Trial Court Administration Program

Locality	Personal Service	Nonpersonal Service	Total
Deputy Chief Administrative Judges	\$2,883,897	\$46,717	\$2,930,614
Deputy Chief Administrative Judges Subtotal:	<u>\$2,883,897</u>	<u>\$46,717</u>	<u>\$2,930,614</u>
New York City	\$0	\$201,140	\$201,140
NYC Subtotal:	<u>\$0</u>	<u>\$201,140</u>	<u>\$201,140</u>
3rd Judicial District	\$1,966,095	\$343,359	\$2,309,454
4th Judicial District	1,895,242	432,951	2,328,193
5th Judicial District	2,208,835	256,564	2,465,399
6th Judicial District	1,911,036	280,233	2,191,269
7th Judicial District	2,090,775	71,319	2,162,094
8th Judicial District	2,320,594	66,100	2,386,694
9th Judicial District	2,823,498	69,684	2,893,182
Nassau County	1,828,544	26,649	1,855,193
Suffolk County	1,816,885	73,119	1,890,004
Outside NYC Subtotal:	<u>\$18,861,504</u>	<u>\$1,619,978</u>	<u>\$20,481,482</u>
Undistributed	\$2,658	\$1,056,120	\$1,058,778
Court Facilities Incentive Aid	634,992	0	634,992
Subtotal:	<u>\$637,650</u>	<u>\$1,056,120</u>	<u>\$1,693,770</u>
Total:	<u>\$22,383,051</u>	<u>\$2,923,955</u>	<u>\$25,307,006</u>

State of New York - Judiciary
Budget Summary for Fiscal Year 2021-2022

ALL FUNDS
COJ ADMINISTRATION

	<u>Current Appropriation as Adjusted</u>	<u>UCS Recommended</u>	<u>Changes to Current Appropriation</u>
<u>Personal Service</u>			
PS Regular	21,961,210	22,358,578	397,368
PS Overtime	1,665	24,473	22,808
Total Personal Service	<u>21,962,875</u>	<u>22,383,051</u>	<u>420,176</u>
<u>Nonpersonal Service</u>			
Legal Reference/CALR/Subscriptions	7,710	6,587	(1,123)
Supplies and Materials	230,315	256,988	26,673
Travel	136,612	57,908	(78,704)
Equipment Rental and Repairs	306,913	306,384	(529)
Real Estate Rentals	870,665	854,060	(16,605)
Conferences and Training	39,825	1,000	(38,825)
Postage and Printing	325,902	285,900	(40,002)
Telecommunications	25,298	20,154	(5,144)
Information Technology Services	46,147	46,774	627
Records Management Services	16,857	18,770	1,913
Other Professional Services	77,672	81,310	3,638
Judicial Hearing Officers	254,000	0	(254,000)
Equipment	988,120	988,120	0
Total Nonpersonal Service	<u>3,326,036</u>	<u>2,923,955</u>	<u>(402,081)</u>
 Grand Total	 25,288,911	 25,307,006	 18,095

State of New York - Judiciary
Budget Summary for Fiscal Year 2021-2022

COJ ADMINISTRATION
STATE OPERATIONS - GENERAL FUND

	<u>Current Appropriation as Adjusted</u>	<u>UCS Recommended</u>	<u>Changes to Current Appropriation</u>
<u>Personal Service</u>			
PS Regular	21,284,024	21,723,786	439,762
PS Overtime	1,665	24,273	22,608
Total Personal Service	<u>21,285,689</u>	<u>21,748,059</u>	<u>462,370</u>
<u>Nonpersonal Service</u>			
Legal Reference/CALR/Subscriptions	7,710	6,587	(1,123)
Supplies and Materials	230,315	256,988	26,673
Travel	136,612	57,908	(78,704)
Equipment Rental and Repairs	306,913	306,384	(529)
Real Estate Rentals	870,665	854,060	(16,605)
Conferences and Training	39,825	1,000	(38,825)
Postage and Printing	325,902	285,900	(40,002)
Telecommunications	25,298	20,154	(5,144)
Information Technology Services	46,147	46,774	627
Records Management Services	16,857	18,770	1,913
Other Professional Services	77,672	81,310	3,638
Judicial Hearing Officers	254,000	0	(254,000)
Equipment	988,120	988,120	0
Total Nonpersonal Service	<u>3,326,036</u>	<u>2,923,955</u>	<u>(402,081)</u>
Grand Total	24,611,725	24,672,014	60,289

State of New York - Judiciary
Budget Summary for Fiscal Year 2021-2022

COJ ADMINISTRATION
COURT FACILITIES INCENTIVE AID
FUND

	<u>Current Appropriation as Adjusted</u>	<u>UCS Recommended</u>	<u>Changes to Current Appropriation</u>
<u>Personal Service</u>			
PS Regular	677,186	634,792	(42,394)
PS Overtime	0	200	200
Total Personal Service	<u>677,186</u>	<u>634,992</u>	<u>(42,194)</u>
Grand Total	677,186	634,992	(42,194)

MAJOR PURPOSE SUMMARY Court of Appeals	FY 2022 All Funds Budget Request: \$16,861,588
	General Fund: 16,861,588 State Special Revenue Funds: 0

Major Purpose Description

This Major Purpose budget provides funding for the Court of Appeals and a component of the Public Safety Program.

Court of Appeals: The Court of Appeals, consisting of a Chief Judge and six Associate Judges, is New York’s highest Appellate Court. Except where questions of federal law are involved, its determinations are final. Beyond exercising its appellate jurisdiction, the Court also determines certain questions of State law upon request of the Federal Courts; approves standards and policies for the courts promulgated by the Chief Judge; approves the annual Judiciary Budget as prepared by the Chief Administrative Judge; and regulates the admission of attorneys to the practice of law. The Law Reporting Bureau operates under the supervision of the Court of Appeals and is responsible for publishing all Court of Appeals and Appellate Division decisions, along with selected decisions of the trial courts.

Summary of FY 2022 Funding Request

The Court of Appeals Major Purpose State Operations General Fund budget request is \$16.9 million, or a decrease of \$0.5 million (-3.1 %) from the current year adjusted appropriation. The request includes the following:

Personal Service

The personal service request of \$15.2 million represents a decrease of \$0.5 million (-3.1%) from the current year adjusted appropriation. This includes funding for all judicial positions and all filled nonjudicial positions. Funding is also included for the payment of increments, longevity bonuses, uniform allowances, and location pay, as required by law, for all eligible nonjudicial employees. The net increase in these funding requirements is offset by savings associated with turnover.

Also reflected in the personal service request is \$0.1 million for overtime, which supports current levels of operations.

Nonpersonal Service

Nonpersonal service funding supports usual and necessary expenses associated with court operations and administration including; legal reference materials and online services, real estate rentals for chamber space and travel costs for judges and staff.

The nonpersonal service request of \$1.6 million represents a decrease of \$50,000 (-3%) from the current year adjusted appropriation. This decrease reflects spending reductions in legal reference, travel, and conferences and training. The budget also includes undistributed funding if fiscal relief is realized.

**Court of Appeals
Budget Summary - General Fund**

Court of Appeals	Personal Service	Nonpersonal Service	Total
Court of Appeals	\$15,273,544	\$1,102,527	\$16,376,071
Undistributed	(\$45,108)	\$530,625	\$485,517
Total:	<u>\$15,228,436</u>	<u>\$1,633,152</u>	<u>\$16,861,588</u>

State of New York - Judiciary
Budget Summary for Fiscal Year 2021-2022

COURT OF APPEALS
STATE OPERATIONS - GENERAL FUND

	<u>Current Appropriation as Adjusted</u>	<u>UCS Recommended</u>	<u>Changes to Current Appropriation</u>
<u>Personal Service</u>			
PS Regular	15,606,643	15,107,488	(499,155)
PS Overtime	105,000	120,948	15,948
Total Personal Service	<u>15,711,643</u>	<u>15,228,436</u>	<u>(483,207)</u>
<u>Nonpersonal Service</u>			
Legal Reference/CALR/Subscriptions	548,733	523,733	(25,000)
Supplies and Materials	134,591	134,591	0
Travel	332,610	313,845	(18,765)
Equipment Rental and Repairs	127,200	127,200	0
Real Estate Rentals	250,953	250,953	0
Conferences and Training	6,235	0	(6,235)
Postage and Printing	121,500	121,500	0
Telecommunications	56,510	56,510	0
Information Technology Services	18,000	18,000	0
Other Professional Services	66,820	66,820	0
Transcripts	20,000	20,000	0
Total Nonpersonal Service	<u>1,683,152</u>	<u>1,633,152</u>	<u>(50,000)</u>
 Grand Total	 17,394,795	 16,861,588	 (533,207)

Court of Appeals 2019 Workload

Court of Appeals

Court of Appeals	2019
Applications Decided [CPL 460.20(3)(b)]	2,493
Records on Appeal Filed	104
Oral Arguments (Includes Submissions)	110
Appeals Decided	116
Motions Decided	1,096
Judicial Conduct Commission Determinations Reviewed	7
Opinions Published	195
Motion Decisions Published	1,096

MAJOR PURPOSE SUMMARY Appellate Court Operations	FY 2022 All Funds Budget Request:	\$92,113,776
	General Fund:	92,113,776
	State Special Revenue Funds:	0

Major Purpose Description

This Major Purpose budget provides funding for the Appellate Divisions, the Appellate Terms and a component of the Public Safety Program.

Appellate Divisions: The Appellate Divisions are the courts of intermediate appellate resort. There is one Appellate Division established for each of the State’s four Judicial Departments. Each consists of a Presiding Justice and a varying number of Associate Justices. Currently, there are 18 Justices sitting in the First Department, 21 sitting in the Second Department, 10 sitting in the Third Department, and 12 sitting in the Fourth Department. The Presiding Justices and the Associate Justices are all designated to the Appellate Divisions by the Governor from among the sitting Supreme Court Justices. The Appellate Divisions hear appeals from the major trial courts and, in civil cases, from the Appellate Terms and the County Courts (when they sit as appellate courts in review of lower court cases). Beyond exercising their appellate jurisdiction, the Appellate Divisions also oversee the admission of attorneys to the practice of law and the discipline of attorneys for unprofessional conduct; and oversee the Attorney for the Child, Assigned Counsel, and Mental Hygiene Legal Service Programs. These programs are funded under the Appellate Auxiliary Operations Major Purpose.

Appellate Terms: Under the State Constitution, each Appellate Division is authorized to establish Appellate Terms to hear appeals from the lower trial courts. Each Appellate Term consists of three to five Justices designated from among the sitting Supreme Court Justices. Currently, there are Appellate Terms in the First and Second Departments that handle criminal and civil appeals from New York City Criminal and Civil Courts and other lower criminal and civil courts within the jurisdiction of the Department.

Summary of FY 2022 Funding Request

The Appellate Court Operations State Operations General Fund budget request is \$92.1 million, or an increase of \$0.6 million (0.6%) over the current year adjusted appropriation. The request includes the following:

Personal Service

The personal service request of \$87.5 million represents an increase of \$0.7 million (0.8%) over the current year adjusted appropriation. This includes funding for all judicial positions and all filled nonjudicial positions. Funding is also included for the payment of increments, longevity bonuses, uniform allowances, location pay, and security differential payments (SLED), as required by law, for all eligible nonjudicial employees. The net increase in these funding requirements is partially offset by a reduction in the number of appellate judges on the bench, as well as savings associated with nonjudicial turnover.

The personal service request also includes \$0.1 million for temporary service in the Second Department in support of ongoing operations. Also reflected in the personal service request is a total of \$0.2 million for overtime to support current levels of operations in all four Judicial Departments.

Nonpersonal Service

Nonpersonal service funding supports usual and necessary expenses associated with court operations, support, and administration including legal reference materials and online services, postage and printing, supplies and materials, information technology services, and travel costs for judges and staff. The nonpersonal service budget also supports contractual security services in the Fourth Department.

The nonpersonal service request of \$4.6 million reflects a decrease of \$0.1 million (-2.4%) from current year funding. The decrease reflects spending reductions in nearly all nonpersonal service categories including legal reference and subscriptions, travel, postage, printing, and judicial hearing officers. The decrease is offset by an increase in information technology services for a case management system for three of the Appellate Divisions and also to address virtual courtroom and remote capabilities. The budget includes undistributed funding to be distributed if fiscal relief is realized.

**Appellate Court Operations
Budget Summary - General Fund**

Appellate Divisions and Appellate Terms

Appellate Division & Appellate Terms	Personal Service	Nonpersonal Service	Total
Appellate Division			
1st Department	\$26,116,864	\$489,537	\$26,606,401
2nd Department	28,430,384	707,650	29,138,034
3rd Department	12,555,187	395,137	12,950,324
4th Department	14,344,860	1,553,435	15,898,295
Appellate Division Subtotal:	<u>\$81,447,295</u>	<u>\$3,145,759</u>	<u>\$84,593,054</u>
Appellate Term			
1st Department	\$2,337,443	\$5,953	\$2,343,396
2nd Department	4,092,718	101,225	4,193,943
Appellate Term Subtotal:	<u>\$6,430,161</u>	<u>\$107,178</u>	<u>\$6,537,339</u>
Appellate Operations			
Undistributed	<u>(\$403,077)</u>	<u>\$1,386,460</u>	<u>\$983,383</u>
Total:	<u>\$87,474,379</u>	<u>\$4,639,397</u>	<u>\$92,113,776</u>

State of New York - Judiciary
Budget Summary for Fiscal Year 2021-2022

ALL FUNDS
APPELLATE COURT OPERATIONS

	<u>Current Appropriation as Adjusted</u>	<u>UCS Recommended</u>	<u>Changes to Current Appropriation</u>
<u>Personal Service</u>			
PS Regular	86,455,114	87,171,286	716,172
PS Temporary	170,000	110,344	(59,656)
PS Overtime	177,600	192,749	15,149
Total Personal Service	<u>86,802,714</u>	<u>87,474,379</u>	<u>671,665</u>
<u>Nonpersonal Service</u>			
Legal Reference/CALR/Subscriptions	2,071,650	1,621,073	(450,577)
Supplies and Materials	301,303	246,878	(54,425)
Travel	408,555	128,156	(280,399)
Equipment Rental and Repairs	304,994	276,195	(28,799)
Real Estate Rentals	79,923	79,923	0
Conferences and Training	9,400	0	(9,400)
Postage and Printing	269,418	202,088	(67,330)
Telecommunications	93,396	81,437	(11,959)
Information Technology Services	144,900	1,095,870	950,970
Accounting and Auditing Services	10,000	0	(10,000)
Records Management Services	31,610	26,000	(5,610)
Other Professional Services	243,417	128,717	(114,700)
In-Part Services	800	600	(200)
Judicial Hearing Officers	32,000	0	(32,000)
Security Services	591,000	591,000	0
Equipment	161,460	161,460	0
Total Nonpersonal Service	<u>4,753,826</u>	<u>4,639,397</u>	<u>(114,429)</u>
 Grand Total	 <u>91,556,540</u>	 <u>92,113,776</u>	 <u>557,236</u>

**Appellate Court Operations
2019 Workload**

Appellate Division

Department	Records on Appeal Filed	Dispositions
1st Department	2,745	6,290
2nd Department	4,295	9,329
3rd Department	1,424	2,194
4th Department	1,300	1,281
Total:	<u>9,764</u>	<u>19,094</u>

Appellate Term

Department	Records on Appeal Filed	Dispositions
1st Department	415	425
2nd Department	1,738	2,382
Total:	<u>2,153</u>	<u>2,807</u>

MAJOR PURPOSE SUMMARY Appellate Auxiliary Operations	FY 2022 All Funds Budget: Request: \$198,353,426
	General Fund: 148,524,827 State Special Revenue Funds: 49,828,599

Major Purpose Description

The Appellate Auxiliary Operations Major Purpose is comprised of the following programs: Assigned Counsel, Attorney for the Child (AFC), Mental Hygiene Legal Service (MHLS), Candidate Examination, Candidate Fitness, and Attorney Discipline.

Summary of FY 2022 Funding

The Appellate Auxiliary Operations State Operations All Funds budget request is \$198.4 million or an increase of \$12 million (6.5%) over the current year adjusted appropriation. The request includes the following:

Personal Service

The personal service request of \$50.2 million represents an increase of \$1 million (2.1%) over the current year adjusted appropriation. This includes funding for all filled nonjudicial positions. Funding is also included for the payment of increments, longevity bonuses, and location pay, as required by law, for all eligible nonjudicial employees. The net increase in these funding requirements is partially offset by savings associated with turnover.

The personal service request includes \$16,100 for overtime to support current levels of operations in the Attorney for the Child and Candidate Exam Programs. Also reflected in the personal service request is a total of \$0.3 million for temporary service in the MHLS Program in support of ongoing operations.

Nonpersonal Service

Nonpersonal service funding supports usual and necessary expenses associated with the administration and operation of the Appellate Auxiliary Programs. These expenses include: Attorney for the Child representation provided through both contractual providers and panel attorneys including representation under the Raise the Age (RTA) legislation; assigned counsel costs for attorney representation under section 35 of the Judiciary Law; transcript costs and other professional services (forensic evaluations) required for administrative hearings and court proceedings for the MHLS, Attorney Discipline, Attorney for the Child, and Assigned Counsel Programs. Real estate rentals for the NYS Bar Examination testing sites and for the regional offices of the MHLS and Attorney Discipline Programs are also supported. The budget also includes funding for travel, equipment rental and repairs, supplies and materials, legal reference materials, and online services.

The nonpersonal service request of \$148.1 million reflects an increase of \$11 million (8%) over current year funding. The increase is primarily attributable to a budget shift of \$8.5 million from other programs to cover RTA costs. Since the inception of the RTA initiative in FY 2018,

RTA AFC representation costs were supported by a central appropriation carried in the Executive branch budget. Beginning in FY 2021, the Judiciary was required to absorb the costs within the existing court operations budget.

In addition to RTA representation, the budget includes undistributed funding of \$0.8 million for other representation needs. A budget shift of \$1.9 million is included to offset the reduction in the Lawyers Fund for Client Protection Major Purpose budget request to preserve authority to increase attorney client award funding. An increase of \$0.2 million in real estate rentals can be attributed to new leases for MHLS. A slight increase in records management is reflective of new storage contracts for MHLS, Candidate Fitness, and Attorney Discipline.

The overall increase in nonpersonal service is partially offset by spending reductions in legal reference and subscriptions, travel, conferences and training, other court appointed services, and transcripts. The budget includes \$17.3 million in undistributed funding to be distributed if fiscal relief is realized.

**Appellate Auxiliary Operations
Budget Summary - All Funds**

Appellate Auxiliary Operations	Personal Service	Nonpersonal Service	Total
1st Department	\$11,882,539	\$3,650,924	\$15,533,463
2nd Department	21,566,508	17,546,779	39,113,287
3rd Department	6,290,552	13,911,552	20,202,104
4th Department	8,498,927	15,940,953	24,439,880
Attorney for the Child Contracts	0	76,031,992	76,031,992
Board of Law Examiners	2,243,974	3,481,200	5,725,174
Court of Appeals Assigned Counsel	0	4,500	4,500
Undistributed	(232,734)	17,535,760	17,303,026
Total:	<u>\$50,249,766</u>	<u>\$148,103,660</u>	<u>\$198,353,426</u>

State of New York - Judiciary
Budget Summary for Fiscal Year 2021-2022

ALL FUNDS
APPELLATE AUXILIARY OPERATIONS

	<u>Current Appropriation as Adjusted</u>	<u>UCS Recommended</u>	<u>Changes to Current Appropriation</u>
<u>Personal Service</u>			
PS Regular	49,178,186	49,923,796	745,610
PS Temporary	0	309,824	309,824
PS Overtime	16,600	16,146	(454)
Total Personal Service	<u>49,194,786</u>	<u>50,249,766</u>	<u>1,054,980</u>
<u>Nonpersonal Service</u>			
Legal Reference/CALR/Subscriptions	263,502	167,816	(95,686)
Supplies and Materials	231,831	187,178	(44,653)
Travel	490,010	456,752	(33,258)
Equipment Rental and Repairs	311,005	312,528	1,523
Real Estate Rentals	3,033,936	3,269,956	236,020
Conferences and Training	129,800	65,000	(64,800)
Postage and Printing	225,935	166,777	(59,158)
Telecommunications	88,951	86,649	(2,302)
Information Technology Services	43,104	44,100	996
Accounting and Auditing Services	127,000	125,000	(2,000)
Records Management Services	73,078	77,382	4,304
Other Professional Services	6,122,160	7,771,155	1,648,995
Attorney for the Child Representation	124,046,522	133,366,160	9,319,638
Assigned Counsel	1,618,000	1,779,800	161,800
In-Part Services	9,860	9,027	(833)
Transcripts	305,000	218,380	(86,620)
Total Nonpersonal Service	<u>137,119,694</u>	<u>148,103,660</u>	<u>10,983,966</u>
Grand Total	<u>186,314,480</u>	<u>198,353,426</u>	<u>12,038,946</u>

State of New York - Judiciary
Budget Summary for Fiscal Year 2021-2022

APPELLATE AUXILIARY OPERATIONS
STATE OPERATIONS - GENERAL FUND

	<u>Current Appropriation as Adjusted</u>	<u>UCS Recommended</u>	<u>Changes to Current Appropriation</u>
<u>Personal Service</u>			
PS Regular	32,208,043	32,212,630	4,587
PS Temporary	0	309,824	309,824
PS Overtime	600	552	(48)
Total Personal Service	<u>32,208,643</u>	<u>32,523,006</u>	<u>314,363</u>
<u>Nonpersonal Service</u>			
Legal Reference/CALR/Subscriptions	166,892	103,869	(63,023)
Supplies and Materials	103,851	84,293	(19,558)
Travel	390,600	393,900	3,300
Equipment Rental and Repairs	85,150	80,828	(4,322)
Real Estate Rentals	1,474,257	1,689,615	215,358
Conferences and Training	115,700	65,000	(50,700)
Postage and Printing	58,495	39,298	(19,197)
Telecommunications	48,051	48,920	869
Information Technology Services	14,104	14,600	496
Records Management Services	13,500	15,800	2,300
Other Professional Services	3,398,533	3,229,861	(168,672)
Attorney for the Child Representation	99,046,522	108,366,160	9,319,638
Assigned Counsel	1,618,000	1,779,800	161,800
In-Part Services	4,660	3,877	(783)
Transcripts	114,600	86,000	(28,600)
Total Nonpersonal Service	<u>106,652,915</u>	<u>116,001,821</u>	<u>9,348,906</u>
Grand Total	138,861,558	148,524,827	9,663,269

State of New York - Judiciary
Budget Summary for Fiscal Year 2021-2022

APPELLATE AUXILIARY OPERATIONS
MISCELLANEOUS SPECIAL REVENUE
FUND

	<u>Current Appropriation as Adjusted</u>	<u>UCS Recommended</u>	<u>Changes to Current Appropriation</u>
<u>Personal Service</u>			
PS Regular	16,970,143	17,711,166	741,023
PS Overtime	16,000	15,594	(406)
Total Personal Service	<u>16,986,143</u>	<u>17,726,760</u>	<u>740,617</u>
<u>Nonpersonal Service</u>			
Legal Reference/CALR/Subscriptions	96,610	63,947	(32,663)
Supplies and Materials	127,980	102,885	(25,095)
Travel	99,410	62,852	(36,558)
Equipment Rental and Repairs	225,855	231,700	5,845
Real Estate Rentals	1,559,679	1,580,341	20,662
Conferences and Training	14,100	0	(14,100)
Postage and Printing	167,440	127,479	(39,961)
Telecommunications	40,900	37,729	(3,171)
Information Technology Services	29,000	29,500	500
Accounting and Auditing Services	127,000	125,000	(2,000)
Records Management Services	59,578	61,582	2,004
Other Professional Services	2,723,627	4,541,294	1,817,667
In-Part Services	5,200	5,150	(50)
Transcripts	190,400	132,380	(58,020)
Total Nonpersonal Service	<u>5,466,779</u>	<u>7,101,839</u>	<u>1,635,060</u>
Grand Total	22,452,922	24,828,599	2,375,677

State of New York - Judiciary
 Budget Summary for Fiscal Year 2021-2022

APPELLATE AUXILIARY OPERATIONS
 INDIGENT LEGAL SERVICES FUND

	<u>Current Appropriation as Adjusted</u>	<u>UCS Recommended</u>	<u>Changes to Current Appropriation</u>
<u>Nonpersonal Service</u>			
Attorney for the Child Representation	25,000,000	25,000,000	0
Total Nonpersonal Service	25,000,000	25,000,000	0
Grand Total	25,000,000	25,000,000	0

Appellate Auxiliary Operations 2019 Workload

Attorney for the Child

Provider	Petition Intake	Appellate Briefs
Buffalo Legal Aid Bureau	6,834	10
Children's Law Center NYC	5,969	42
Children's Rights Society	2,883	0
Citizens Concerned for Children	1,639	5
Genesee County Public Defender	35	0
Lawyers For Children	4,809	13
Legal Aid Society NYC	34,099	161
Legal Aid Society Rochester	6,601	10
Legal Aid Society Rockland	1,707	2
Legal Aid Society Suffolk	9,324	72
Sullivan Trail Legal Aid	2,577	1
Broome County	256	0
Chemung/Schuyler Counties	285	0
Chenango County	282	0
Clinton County	619	0
Essex County	197	0
Franklin County	356	0
Fulton County	370	0
Otsego County	254	0
Children's Law Center Erie County	1,013	0
Total:	<u>80,109</u>	<u>316</u>

Appellate Auxiliary Operations 2019 Workload

Mental Hygiene Legal Services

Department	Client Population	Client Services
1st Department	55,038	37,459
2nd Department	94,224	188,628
3rd Department	30,347	39,729
4th Department	49,030	55,074
Total:	<u>228,639</u>	<u>320,890</u>

Candidate Examination

State Board of Law Examiners	2019
Candidates for Examination	15,736
Individuals with Disabilities Applicants	528
Applicants for Certification	885
MPRE Scores Transferred In	13,834
Foreign Evaluations	5,053

**Appellate Auxiliary Operations
2019 Workload**

Candidate Fitness

Department	Applications for Admissions
1st Department	2,661
2nd Department	2,245
3rd Department	3,865
4th Department	286
Total:	<u>9,057</u>

Attorney Discipline

Department	Matters Received	Matters Disposed
1st Department	2,809	2,699
2nd Department	6,127	5,181
3rd Department	5,274	4,035
4th Department	1,803	1,745
Total:	<u>16,013</u>	<u>13,660</u>

APPELLATE AUXILIARY OPERATIONS Assigned Counsel Program	FY 2022 Budget Request:	\$1,953,800
	Personal Service:	0
	Nonpersonal Service:	1,953,800
	Maintenance Undistributed:	0

Program Description

This Program provides funding for legal services and forensic evaluations required by section 35 of the Judiciary Law.

Assigned Counsel: Under section 35 of the Judiciary Law, indigent persons in certain proceedings are entitled to counsel at State expense. Included among these proceedings are *habeas corpus* proceedings involving prisoners in State institutions; commitment proceedings involving persons who are mentally ill, mentally incompetent, or those with narcotic addictions; commitment of a child to an authorized agency by reason of the mental illness or retardation of his or her parent; adoption or custody proceedings where counsel is constitutionally mandated; and matters heard in Supreme Court in which Family Court could have exercised jurisdiction and that are eligible for assigned counsel under section 262 of the Family Court Act. In each Judicial Department, the Appellate Division appoints panels of attorneys to serve as assigned counsel. In the Fourth Judicial Department, the Unified Court System contracts with the Wyoming County-Attica Legal Aid Bureau for representation of Attica inmates in instances where section 35 affords them assigned counsel.

Summary of FY 2022 Funding Request

The Assigned Counsel General Fund budget request is \$2 million, a decrease of \$0.2 million (-10.9%) from the current year adjusted appropriation.

The nonpersonal service request includes funding to support payments to attorneys and experts appointed in various judicial proceedings pursuant to section 35 of the Judiciary Law.

The decrease of \$0.2 million in nonpersonal service reflects a decline in expert witness costs, offset by an increase in assigned counsel activity. The budget also includes undistributed funding if fiscal relief is realized.

**Appellate Auxiliary Operations
Budget Summary - General Fund**

Assigned Counsel Program

Assigned Counsel	Personal Service	Nonpersonal Service	Total
1st Department	\$0	\$223,500	\$223,500
2nd Department	0	630,000	630,000
3rd Department	0	19,800	19,800
4th Department	0	708,700	708,700
Court of Appeals	0	4,500	4,500
Undistributed	0	367,300	367,300
Total:	<u>\$0</u>	<u>\$1,953,800</u>	<u>\$1,953,800</u>

State of New York - Judiciary
Budget Summary for Fiscal Year 2021-2022

ASSIGNED COUNSEL
STATE OPERATIONS - GENERAL FUND

	<u>Current Appropriation as Adjusted</u>	<u>UCS Recommended</u>	<u>Changes to Current Appropriation</u>
<u>Nonpersonal Service</u>			
Other Professional Services	570,000	170,000	(400,000)
Assigned Counsel	1,618,000	1,779,800	161,800
Transcripts	4,000	4,000	0
Total Nonpersonal Service	<u>2,192,000</u>	<u>1,953,800</u>	<u>(238,200)</u>
Grand Total	2,192,000	1,953,800	(238,200)

APPELLATE AUXILIARY OPERATIONS Attorney for the Child Program	FY 2022 Budget Request: \$136,973,439
	Personal Service: 2,461,898
	Nonpersonal Service: 134,511,541
	Maintenance Undistributed: 0

Program Description

This Program provides funding for legal representation to children in Family Court matters and is administered by each Appellate Division. Legal representation is provided through contracts with legal service agencies and by individual attorneys assigned from county panels.

Attorney for the Child: Children in Family Court matters are entitled to State-funded legal representation in a wide array of circumstances including: all delinquency and supervision proceedings under Articles 3 and 7 of the Family Court Act (FCA); all child protective proceedings under Article 10 FCA; all termination of parental rights proceedings under Article 6 FCA and Social Services Law, Section 384-b; all proceedings to place a child in protective custody under Section 158 FCA; and in certain foster care review proceedings under Social Services Law, Section 392. Also, pursuant to Chapter 59 of the Laws of 2017, the age of criminal responsibility for youthful offenders was raised to 18, which has extended Family Court jurisdiction to 16- and 17-year-old juvenile offenders accused of misdemeanor offenses and certain nonviolent offenses. Under this Raise the Age (RTA) initiative, the Attorney for Child Program is charged with representation of these matters in Family Court.

Summary of FY 2022 Funding Request

The Attorney for the Child (AFC) All Funds budget request is \$137 million or an increase of \$9.1 million (7.1%) over the current year adjusted appropriation.

The personal service request of \$2.5 million reflects level spending from the current year adjusted appropriation. This includes funding for all filled nonjudicial positions. Funding is also included for the payment of increments, longevity bonuses, uniform allowance, and location pay, as required by law, for all eligible nonjudicial employees. The net increase in these funding requirements is offset by savings associated with turnover.

The nonpersonal service budget supports payments to legal service providers and individual panel attorneys who provide legal representation to children (Attorney for the Child representation) and includes related expenses such as forensic evaluations (other professional services), and transcripts. Funding also includes statutorily mandated training (conferences and training) as well as litigation support, and legal reference materials for these attorneys.

The nonpersonal service request of \$134.5 million reflects an increase of \$9.1 million (7.3%) over the current year adjusted appropriation. The increase is attributable to a budget shift of \$8.5 million from other court operation programs to cover the RTA representation costs. Since the inception of the RTA initiative in FY 2018, RTA AFC representation costs were supported

by a central appropriation carried in the Executive branch budget. Beginning in FY 2021, the Judiciary was required to absorb the costs within the existing court operations budget.

The nonpersonal service increase is partially offset by spending reductions in conferences and training, travel, transcripts, and expert witnesses. The budget includes \$14.3 million in undistributed funding to be distributed if fiscal relief is realized.

**Appellate Auxiliary Operations
Budget Summary - All Funds**

Attorney for the Child Program

Attorney for the Child	Personal Service	Nonpersonal Service	Total
1st Department	\$364,795	\$2,969,480	\$3,334,275
2nd Department	855,137	14,457,957	\$15,313,094
3rd Department	601,523	12,867,904	\$13,469,427
4th Department	640,443	13,892,892	\$14,533,335
Attorney for the Child Contracts	0	76,031,992	\$76,031,992
Undistributed	0	14,291,316	\$14,291,316
Total:	<u>\$2,461,898</u>	<u>\$134,511,541</u>	<u>\$136,973,439</u>

State of New York - Judiciary
Budget Summary for Fiscal Year 2021-2022

ALL FUNDS
ATTORNEY FOR THE CHILD

	<u>Current Appropriation as Adjusted</u>	<u>UCS Recommended</u>	<u>Changes to Current Appropriation</u>
<u>Personal Service</u>			
PS Regular	2,455,186	2,461,346	6,160
PS Overtime	600	552	(48)
Total Personal Service	<u>2,455,786</u>	<u>2,461,898</u>	<u>6,112</u>
<u>Nonpersonal Service</u>			
Legal Reference/CALR/Subscriptions	4,567	2,852	(1,715)
Supplies and Materials	15,709	11,383	(4,326)
Travel	34,600	8,900	(25,700)
Equipment Rental and Repairs	13,061	12,816	(245)
Real Estate Rentals	62,829	64,428	1,599
Conferences and Training	109,900	65,000	(44,900)
Postage and Printing	8,850	6,410	(2,440)
Telecommunications	3,000	2,725	(275)
Information Technology Services	500	300	(200)
Records Management Services	400	400	0
Other Professional Services	1,041,500	926,000	(115,500)
Attorney for the Child Representation	124,046,522	133,366,160	9,319,638
In-Part Services	1,000	867	(133)
Transcripts	61,000	43,300	(17,700)
Total Nonpersonal Service	<u>125,403,438</u>	<u>134,511,541</u>	<u>9,108,103</u>
Grand Total	127,859,224	136,973,439	9,114,215

State of New York - Judiciary
Budget Summary for Fiscal Year 2021-2022

ATTORNEY FOR THE CHILD
STATE OPERATIONS - GENERAL FUND

	<u>Current Appropriation as Adjusted</u>	<u>UCS Recommended</u>	<u>Changes to Current Appropriation</u>
<u>Personal Service</u>			
PS Regular	2,455,186	2,461,346	6,160
PS Overtime	600	552	(48)
Total Personal Service	<u>2,455,786</u>	<u>2,461,898</u>	<u>6,112</u>
<u>Nonpersonal Service</u>			
Legal Reference/CALR/Subscriptions	4,567	2,852	(1,715)
Supplies and Materials	15,709	11,383	(4,326)
Travel	34,600	8,900	(25,700)
Equipment Rental and Repairs	13,061	12,816	(245)
Real Estate Rentals	62,829	64,428	1,599
Conferences and Training	109,900	65,000	(44,900)
Postage and Printing	8,850	6,410	(2,440)
Telecommunications	3,000	2,725	(275)
Information Technology Services	500	300	(200)
Records Management Services	400	400	0
Other Professional Services	1,041,500	926,000	(115,500)
Attorney for the Child Representation	99,046,522	108,366,160	9,319,638
In-Part Services	1,000	867	(133)
Transcripts	61,000	43,300	(17,700)
Total Nonpersonal Service	<u>100,403,438</u>	<u>109,511,541</u>	<u>9,108,103</u>
Grand Total	102,859,224	111,973,439	9,114,215

State of New York - Judiciary
 Budget Summary for Fiscal Year 2021-2022

ATTORNEY FOR THE CHILD
 INDIGENT LEGAL SERVICES FUND

	<u>Current Appropriation as Adjusted</u>	<u>UCS Recommended</u>	<u>Changes to Current Appropriation</u>
<u>Nonpersonal Service</u>			
Attorney for the Child Representation	25,000,000	25,000,000	0
Total Nonpersonal Service	25,000,000	25,000,000	0
Grand Total	25,000,000	25,000,000	0

APPELLATE AUXILIARY OPERATIONS Mental Hygiene Legal Service Program	FY 2022 Budget Request:	\$34,747,756
	Personal Service:	30,211,276
	Nonpersonal Service:	4,536,480
	Maintenance Undistributed:	0

Program Description

This Program provides funding to support the operation of Mental Hygiene Legal Service (MHLS) offices.

MHLS: Under Article 47 of the Mental Hygiene Law, the MHLS Program provides legal services, advice, and assistance to persons receiving care at in-patient and community-based facilities for the mentally disabled; this ensures that persons with mental and/or developmental disabilities receive the treatment to which they are entitled, including legal counsel in judicial and administrative proceedings concerning their admission, retention, transfer, care, and treatment. Originally established to act as guardian of the due process rights of institutionalized mentally disabled persons, the MHLS has since seen its mission statutorily broadened to include responsibilities in the areas of guardianship, involuntary outpatient treatment, and sex offender management.

Summary of FY 2022 Funding Request

The MHLS General Fund budget request is \$34.7 million or an increase of \$27,406 (0.1%) over the current year adjusted appropriation.

The personal service request of \$30.2 million represents a decrease of \$0.5 million (-1.5%) from the current year adjusted appropriation. This includes funding for all filled nonjudicial positions. Funding is also included for the payment of increments, longevity bonuses, and location pay, as required by law, for all eligible nonjudicial employees. The net increase in these funding requirements is offset by savings associated with turnover.

The nonpersonal service funding supports usual and necessary expenses associated with the operation and administration of the MHLS Program including: real estate rentals for office space in several locations; transcripts and other professional services required for administrative hearings and court proceedings; legal reference materials and online services; supplies and materials, and travel.

The nonpersonal service request of \$4.5 million reflects an increase of \$0.5 million (11.8%) over the current year funding. The increase is primarily attributable to real estate rentals and a growing need for expert witnesses related to civil confinement of sex offenders. Real estate rentals have risen due to both escalation costs of current locations and new leases. As a result of recently enacted legislation, travel has also increased. MHLS jurisdiction now includes the representation of persons discharged from OMH licensed facilities directly to residential healthcare facilities, including nursing homes. There has also been a growth in the role of MHLS for end-of-life decision-making for individuals with mental or developmental disabilities. Both of these initiatives require MHLS attorneys to routinely travel off-site.

These increases are partially offset by reductions in office supplies, legal reference and subscriptions, postage, and conferences and training. The budget also includes undistributed funding if fiscal relief is realized.

**Appellate Auxiliary Operations
Budget Summary - General Fund**

Mental Hygiene Legal Services Program

Mental Hygiene Legal Services	Personal Service	Nonpersonal Service	Total
1st Department	\$6,356,073	\$247,799	\$6,603,872
2nd Department	13,786,273	1,604,258	15,390,531
3rd Department	4,131,389	768,848	4,900,237
4th Department	5,937,541	1,054,931	6,992,472
Undistributed	0	860,644	860,644
Total:	<u>\$30,211,276</u>	<u>\$4,536,480</u>	<u>\$34,747,756</u>

State of New York - Judiciary
Budget Summary for Fiscal Year 2021-2022

MENTAL HYGIENE LEGAL SERVICES
STATE OPERATIONS - GENERAL FUND

	<u>Current Appropriation as Adjusted</u>	<u>UCS Recommended</u>	<u>Changes to Current Appropriation</u>
<u>Personal Service</u>			
PS Regular	30,662,873	29,901,452	(761,421)
PS Temporary	0	309,824	309,824
Total Personal Service	<u>30,662,873</u>	<u>30,211,276</u>	<u>(451,597)</u>
<u>Nonpersonal Service</u>			
Legal Reference/CALR/Subscriptions	162,325	101,017	(61,308)
Supplies and Materials	88,142	72,910	(15,232)
Travel	356,000	385,000	29,000
Equipment Rental and Repairs	72,089	68,012	(4,077)
Real Estate Rentals	1,411,428	1,625,187	213,759
Conferences and Training	5,800	0	(5,800)
Postage and Printing	49,645	32,888	(16,757)
Telecommunications	45,051	46,195	1,144
Information Technology Services	13,604	14,300	696
Records Management Services	13,100	15,400	2,300
Other Professional Services	1,787,033	2,133,861	346,828
In-Part Services	3,660	3,010	(650)
Transcripts	49,600	38,700	(10,900)
Total Nonpersonal Service	<u>4,057,477</u>	<u>4,536,480</u>	<u>479,003</u>
 Grand Total	 34,720,350	 34,747,756	 27,406

APPELLATE AUXILIARY OPERATIONS Candidate Examination Program	FY 2022 Budget Request:	\$5,725,174
	Personal Service:	2,243,974
	Nonpersonal Service:	3,481,200
	Maintenance Undistributed:	0

Program Description

This Program provides funding for the operation of the State Board of Law Examiners.

State Board of Law Examiners: Applicants for admission to practice law in New York State are required by law to demonstrate their fitness by successful performance on the NYS Bar Examination and by demonstrating good moral character on a credential review. Applicants who are admitted to practice in a reciprocal jurisdiction, have graduated from an ABA approved law school, and have practiced for five of the preceding seven years, may be admitted on motion without examination.

The State Board of Law Examiners develops and administers the Bar Examination twice annually. Beginning in July 2016, as adopted by the Court of Appeals, the Uniform Bar Examination (UBE) was first administered in New York in place of the Multi-State Bar Exam (MBE). The UBE is a high quality, uniform battery of tests that are administered simultaneously in the UBE jurisdictions. Applicants are also required to complete an online course and pass an online examination on New York law, as a requirement for admission.

The Appellate Divisions, through their Committees on Character and Fitness, conduct the requisite character review of each candidate for admission. The Committees on Character and Fitness are funded through the Candidate Fitness Program.

Summary of FY 2022 Funding Request

The Candidate Examination Miscellaneous Special Revenue Fund budget request is \$5.7 million or an increase of \$14,263 (0.2%) over the current year adjusted appropriation.

The personal service request of \$2.2 million represents an increase of \$0.1 million (5.7%) over the current year adjusted appropriation. This includes funding for all filled nonjudicial positions. Funding is also included for the payment of increments and longevity bonuses, as required by law, for all eligible nonjudicial employees.

The personal service budget also includes \$16,000 for overtime to support current levels of operations.

The nonpersonal service funding supports expenses associated with the administration of the Bar Examination including: other professional services for fees paid to the national association for the UBE exam, consultant fees and security costs, real estate rentals for testing locations, and accounting and auditing services for processing credit card payments.

The nonpersonal service request of \$3.5 million reflects a decrease of \$0.1 million (-3%) from the current year adjusted appropriation. The decrease reflects spending reductions in other general services.

The Candidate Examination Program collects revenue of approximately \$6.5 million annually in Bar Examination fees, UBE score transfer fees, and admission on motion registration fees.

**Appellate Auxiliary Operations
Budget Summary - Miscellaneous Special Revenue Fund**

Candidate Examination Program

Candidate Examination	Personal Service	Nonpersonal Service	Total
Board of Law Examiners	\$2,243,974	\$3,481,200	\$5,725,174
Total:	<u>\$2,243,974</u>	<u>\$3,481,200</u>	<u>\$5,725,174</u>

State of New York - Judiciary
Budget Summary for Fiscal Year 2021-2022

BOARD OF LAW EXAMINERS
MISCELLANEOUS SPECIAL REVENUE
FUND

	<u>Current Appropriation as Adjusted</u>	<u>UCS Recommended</u>	<u>Changes to Current Appropriation</u>
<u>Personal Service</u>			
PS Regular	2,106,711	2,228,380	121,669
PS Overtime	16,000	15,594	(406)
Total Personal Service	<u>2,122,711</u>	<u>2,243,974</u>	<u>121,263</u>
<u>Nonpersonal Service</u>			
Supplies and Materials	18,200	18,200	0
Travel	40,000	40,000	0
Equipment Rental and Repairs	120,000	120,000	0
Real Estate Rentals	685,000	685,000	0
Postage and Printing	46,000	46,000	0
Telecommunications	24,000	24,000	0
Information Technology Services	25,000	25,000	0
Accounting and Auditing Services	125,000	125,000	0
Other Professional Services	2,500,000	2,393,000	(107,000)
In-Part Services	5,000	5,000	0
Total Nonpersonal Service	<u>3,588,200</u>	<u>3,481,200</u>	<u>(107,000)</u>
 Grand Total	 5,710,911	 5,725,174	 14,263

APPELLATE AUXILIARY OPERATIONS Candidate Fitness Program	FY 2022 Budget Request:	\$1,164,244
	Personal Service:	1,031,171
	Nonpersonal Service:	133,073
	Maintenance Undistributed:	0

Program Description

This Program provides funding for operation of the Committees on Character and Fitness maintained by each of the four Appellate Divisions.

Committees on Character and Fitness: Every person who successfully completes the New York State Bar Examination and applies for admission to practice law in New York is required by law to demonstrate that they are of good moral character and fit to act as a lawyer. Each of the four Appellate Divisions has a Committee on Character and Fitness to conduct the necessary character review for each applicant.

Summary of FY 2022 Funding Request

The Candidate Fitness Miscellaneous Special Revenue Fund budget request is \$1.2 million, a decrease of \$72,577 (-5.9%) from the current year adjusted appropriation.

The personal service request of \$1 million represents a decrease of \$9,929 (-1%) from the current year adjusted appropriation. This includes funding for all filled nonjudicial positions. Funding is also included for the payment of increments, longevity bonuses, uniform allowances, and location pay, as required by law, for all eligible nonjudicial employees. The net increase in these funding requirements is offset by savings associated with turnover.

The nonpersonal service funding supports usual and necessary expenses associated with the administration of the Candidate Fitness Program including postage and printing, records management services, equipment rental and repair, and transcripts.

The nonpersonal service request of \$0.1 million reflects a decrease of \$62,648 (-32%) from current year funding. The decrease includes savings reductions in all nonpersonal service categories including other general services, printing, postage, and conferences and training. These decreases are partially offset by a slight increase in records management services.

**Appellate Auxiliary Operations
Budget Summary - Miscellaneous Special Revenue Fund**

Candidate Fitness Program

Candidate Fitness	Personal Service	Nonpersonal Service	Total
1st Department	\$559,741	\$19,842	\$579,583
2nd Department	471,430	32,917	504,347
3rd Department	0	76,735	76,735
4th Department	0	3,579	3,579
Total:	<u>\$1,031,171</u>	<u>\$133,073</u>	<u>\$1,164,244</u>

State of New York - Judiciary
Budget Summary for Fiscal Year 2021-2022

CANDIDATE FITNESS
MISCELLANEOUS SPECIAL REVENUE
FUND

	<u>Current Appropriation as Adjusted</u>	<u>UCS Recommended</u>	<u>Changes to Current Appropriation</u>
<u>Personal Service</u>			
PS Regular	1,041,100	1,031,171	(9,929)
Total Personal Service	1,041,100	1,031,171	(9,929)
<u>Nonpersonal Service</u>			
Legal Reference/CALR/Subscriptions	1,500	975	(525)
Supplies and Materials	14,416	9,428	(4,988)
Travel	3,965	991	(2,974)
Equipment Rental and Repairs	14,372	10,383	(3,989)
Real Estate Rentals	4,000	4,000	0
Conferences and Training	5,800	0	(5,800)
Postage and Printing	44,640	30,466	(14,174)
Telecommunications	1,800	1,350	(450)
Information Technology Services	500	450	(50)
Accounting and Auditing Services	2,000	0	(2,000)
Records Management Services	36,328	37,500	1,172
Other Professional Services	41,500	20,100	(21,400)
Transcripts	24,900	17,430	(7,470)
Total Nonpersonal Service	195,721	133,073	(62,648)
 Grand Total	 1,236,821	 1,164,244	 (72,577)

APPELLATE AUXILIARY OPERATIONS Attorney Discipline Program	FY 2022 Budget Request: \$16,026,747
	Personal Service: 14,534,181
	Nonpersonal Service: 1,492,566
	Maintenance Undistributed: 0

Program Description

This Program provides funding to support the Attorney Grievance Committees and attorney disciplinary proceedings.

Attorney Grievance Committees: Lawyers who are guilty of professional misconduct are subject to discipline for their actions. Under section 90 of the Judiciary Law, it is the responsibility of the Appellate Divisions to oversee the disciplinary process and, where warranted, to impose appropriate sanctions (e.g., censure, suspension from practice, disbarment). In discharge of these responsibilities, the Appellate Divisions have established Attorney Grievance Committees within their respective Departments to investigate allegations of attorney misconduct, privately discipline attorneys in minor matters and, in serious cases of misconduct, prosecute offenders before the Appellate Division.

Summary of FY 2022 Funding Request

The Attorney Discipline Special Revenue Fund budget request is \$16 million or an increase of \$42,331 (0.3%) over the current year adjusted appropriation.

The personal service request of \$14.5 million represents an increase of \$0.2 million (1.6%) over the current year adjusted appropriation. This includes funding for all filled nonjudicial positions. Funding is also included for the payment of increments, longevity bonuses, and location pay, as required by law, for all eligible nonjudicial employees.

The nonpersonal service funding supports usual and necessary expenses associated with the operation and administration of the Attorney Discipline Program including; real estate rentals for office space, transcript costs, and other professional services (forensic evaluations) required for disciplinary hearings, legal reference materials and online services, and supplies and materials.

The nonpersonal service request of \$1.5 million reflects a decrease of \$0.2 million (-11.3%) from current year funding. The decrease reflects spending reductions in travel, transcripts, and other court-appointed services. The decrease is offset by increased funding for real estate rentals and rentals of equipment due to contract escalation and new contract costs. The budget also includes undistributed funding to be distributed if fiscal relief is realized.

**Appellate Auxiliary Operations
Budget Summary - Miscellaneous Special Revenue Fund**

Attorney Discipline Program

Attorney Discipline	Personal Service	Nonpersonal Service	Total
1st Department	\$4,601,930	\$190,303	\$4,792,233
2nd Department	6,453,668	821,647	7,275,315
3rd Department	1,557,640	178,265	1,735,905
4th Department	1,920,943	280,851	2,201,794
Undistributed	0	21,500	21,500
Total:	<u>\$14,534,181</u>	<u>\$1,492,566</u>	<u>\$16,026,747</u>

State of New York - Judiciary
Budget Summary for Fiscal Year 2021-2022

ATTORNEY DISCIPLINE
MISCELLANEOUS SPECIAL REVENUE
FUND

	<u>Current Appropriation as Adjusted</u>	<u>UCS Recommended</u>	<u>Changes to Current Appropriation</u>
<u>Personal Service</u>			
PS Regular	14,301,558	14,534,181	232,623
Total Personal Service	14,301,558	14,534,181	232,623
<u>Nonpersonal Service</u>			
Legal Reference/CALR/Subscriptions	95,110	62,972	(32,138)
Supplies and Materials	95,364	75,257	(20,107)
Travel	55,445	21,861	(33,584)
Equipment Rental and Repairs	91,483	101,317	9,834
Real Estate Rentals	870,679	891,341	20,662
Conferences and Training	8,300	0	(8,300)
Postage and Printing	76,800	51,013	(25,787)
Telecommunications	15,100	12,379	(2,721)
Information Technology Services	3,500	4,050	550
Records Management Services	23,250	24,082	832
Other Professional Services	182,127	133,194	(48,933)
In-Part Services	200	150	(50)
Transcripts	165,500	114,950	(50,550)
Total Nonpersonal Service	1,682,858	1,492,566	(190,292)
Grand Total	15,984,416	16,026,747	42,331

MAJOR PURPOSE SUMMARY Administration and General Support	FY 2022 All Funds Budget Request: \$25,242,027
	General Fund: 23,867,292 State Special Revenue Funds: 1,374,735

Major Purpose Description

The Administration and General Support Major Purpose budget provides management support for the Unified Court System. Under the Constitution, the Chief Judge of the State, with the advice and consent of the Administrative Board of the Courts, designates a Chief Administrator of the Courts (or Chief Administrative Judge if they are a judge), who bears responsibility for day-to-day supervision and operation of the courts. The Chief Administrator is empowered to establish an administrative office for the courts to provide necessary staff support in a broad array of areas, including: legal and intergovernmental affairs; policy planning and executive direction; financial management and budget preparation; education and training; internal affairs; human resources, public information, and public affairs.

The Administration and General Support Major Purpose budget is supported by the General Fund and the Court Facilities Incentive Aid Fund. The Court Facilities Incentive Aid Fund manages the State’s obligations under the Court Facilities Act of 1987, which established a State-aid program to assist counties and cities in meeting their obligations in relation to maintaining court facilities. This Major Purpose budget includes funding for the staff who manage the Court Facilities Program. Funding for municipalities under the Court Facilities Program is included in the Aid to Localities Major Purpose budget.

Summary of FY 2022 Funding Request

The Administration and General Support Major Purpose State Operations All Funds budget request is \$25.2 million, or a decrease of \$2.2 million (-8%) from the current year adjusted appropriation. This request includes the following:

Personal Service

The personal service request of \$19.3 million represents an increase of \$0.6 million (3.1%) over the current year adjusted appropriation. This includes funding for all filled nonjudicial positions. Funding is also included for the payment of increments, longevity bonuses, uniform allowances, location pay, and security differential payments (SLED), as required by law, for all eligible nonjudicial employees.

Also reflected in the personal service request is \$19,671 for overtime to support current levels of operations.

Nonpersonal Service

Nonpersonal service funding supports the usual and necessary expenses associated with administrative office operations including other professional services for exam testing and administration, travel, postage and printing, and conferences and training.

The nonpersonal service request of \$6 million represents a decrease of \$2.8 million (-31.8%) from the current year adjusted appropriation. Savings reductions are reflected in all nonpersonal categories including conferences and training, travel, other general services, printing, records management services, and shipping. These decreases are partially offset by an increase in information and technology services for virtual courtrooms and remote capabilities. The budget includes undistributed funding to be distributed if fiscal relief is realized.

**Administration and General Support
Budget Summary - All Funds**

Administration & General Support	Personal Service	Nonpersonal Service	Total
Attorney Registration	\$1,351,931	\$159,715	\$1,511,646
Counsel Activities	3,499,330	29,123	3,528,453
Court Facilities Administration	1,364,633	10,102	1,374,735
Division of Financial Management	3,072,527	26,300	3,098,827
Executive Direction	2,539,787	55,246	2,595,033
HR Civil Service & Labor Administration	2,388,580	126,450	2,515,030
Internal Audit Services	1,970,271	51,741	2,022,012
Judicial Institute Education & Training	1,547,704	442,809	1,990,513
Public Affairs	392,148	5,500	397,648
Public Information	765,010	16,600	781,610
UCS Commissions	756,920	24,187	781,107
Undistributed	(358,587)	5,004,000	4,645,413
Total:	<u>\$19,290,254</u>	<u>\$5,951,773</u>	<u>\$25,242,027</u>

State of New York - Judiciary
Budget Summary for Fiscal Year 2021-2022

ALL FUNDS
ADMINISTRATION
& GENERAL SUPPORT

	<u>Current Appropriation as Adjusted</u>	<u>UCS Recommended</u>	<u>Changes to Current Appropriation</u>
<u>Personal Service</u>			
PS Regular	18,688,030	19,270,583	582,553
PS Overtime	18,702	19,671	969
Total Personal Service	<u>18,706,732</u>	<u>19,290,254</u>	<u>583,522</u>
<u>Nonpersonal Service</u>			
Legal Reference/CALR/Subscriptions	21,000	18,750	(2,250)
Supplies and Materials	99,520	70,089	(29,431)
Travel	682,000	415,175	(266,825)
Equipment Rental and Repairs	23,550	18,435	(5,115)
Real Estate Rentals	50,000	36,000	(14,000)
Conferences and Training	1,516,500	89,000	(1,427,500)
Postage and Printing	281,310	185,905	(95,405)
Information Technology Services	17,025	21,169	4,144
Accounting and Auditing Services	741,500	0	(741,500)
Records Management Services	30,000	0	(30,000)
Other Professional Services	5,213,000	5,062,500	(150,500)
ADR/SCAR/Arbitration	3,500	3,000	(500)
Transcripts	42,500	31,750	(10,750)
Total Nonpersonal Service	<u>8,721,405</u>	<u>5,951,773</u>	<u>(2,769,632)</u>
Grand Total	27,428,137	25,242,027	(2,186,110)

State of New York - Judiciary
Budget Summary for Fiscal Year 2021-2022

ADMINISTRATION
& GENERAL SUPPORT
STATE OPERATIONS - GENERAL FUND

	<u>Current Appropriation as Adjusted</u>	<u>UCS Recommended</u>	<u>Changes to Current Appropriation</u>
<u>Personal Service</u>			
PS Regular	17,233,377	17,905,950	672,573
PS Overtime	18,702	19,671	969
Total Personal Service	<u>17,252,079</u>	<u>17,925,621</u>	<u>673,542</u>
<u>Nonpersonal Service</u>			
Legal Reference/CALR/Subscriptions	21,000	18,750	(2,250)
Supplies and Materials	98,485	69,562	(28,923)
Travel	677,000	413,925	(263,075)
Equipment Rental and Repairs	23,550	18,435	(5,115)
Real Estate Rentals	50,000	36,000	(14,000)
Conferences and Training	1,516,500	89,000	(1,427,500)
Postage and Printing	281,060	185,730	(95,330)
Information Technology Services	11,525	13,019	1,494
Accounting and Auditing Services	741,500	0	(741,500)
Records Management Services	30,000	0	(30,000)
Other Professional Services	5,213,000	5,062,500	(150,500)
ADR/SCAR/Arbitration	3,500	3,000	(500)
Transcripts	42,500	31,750	(10,750)
Total Nonpersonal Service	<u>8,709,620</u>	<u>5,941,671</u>	<u>(2,767,949)</u>
 Grand Total	 25,961,699	 23,867,292	 (2,094,407)

State of New York - Judiciary
Budget Summary for Fiscal Year 2021-2022

ADMINISTRATION
& GENERAL SUPPORT
COURT FACILITIES INCENTIVE AID
FUND

	<u>Current Appropriation as Adjusted</u>	<u>UCS Recommended</u>	<u>Changes to Current Appropriation</u>
<u>Personal Service</u>			
PS Regular	1,454,653	1,364,633	(90,020)
Total Personal Service	1,454,653	1,364,633	(90,020)
<u>Nonpersonal Service</u>			
Supplies and Materials	1,035	527	(508)
Travel	5,000	1,250	(3,750)
Postage and Printing	250	175	(75)
Information Technology Services	5,500	8,150	2,650
Total Nonpersonal Service	11,785	10,102	(1,683)
 Grand Total	 1,466,438	 1,374,735	 (91,703)

MAJOR PURPOSE SUMMARY Judiciary-Wide Maintenance Undistributed	FY 2022 All Funds Budget Request: \$18,414,345
	General Fund: 17,703,452
	State Special Revenue Funds: 710,893

Major Purpose Description

The Judiciary-Wide Maintenance Undistributed Major Purpose provides funding for undistributed purposes.

Summary of FY 2022 Funding Request

The Judiciary-Wide Maintenance Undistributed Major Purpose All Funds budget request is \$18.4 million. The budget request includes funding to support court system needs should fiscal relief be realized.

**Judiciary-Wide Maintenance Undistributed
Budget Summary**

Judiciary-Wide Maintenance Undistributed	Personal Service	Nonpersonal Service	Total
All Funds	\$18,414,345	\$0	\$18,414,345
Total:	<u>\$18,414,345</u>	<u>\$0</u>	<u>\$18,414,345</u>

State of New York - Judiciary
 Budget Summary for Fiscal Year 2021-2022

ALL FUNDS
 JUDICIARY-WIDE
 MAINTENANCE UNDISTRIBUTED

	<u>Current Appropriation as Adjusted</u>	<u>UCS Recommended</u>	<u>Changes to Current Appropriation</u>
<u>Personal Service</u>			
PS Regular	0	18,414,345	18,414,345
Total Personal Service	0	18,414,345	18,414,345
Grand Total	0	18,414,345	18,414,345

State of New York - Judiciary
 Budget Summary for Fiscal Year 2021-2022

JUDICIARY-WIDE
 MAINTENANCE UNDISTRIBUTED
 STATE OPERATIONS - GENERAL FUND

	<u>Current Appropriation as Adjusted</u>	<u>UCS Recommended</u>	<u>Changes to Current Appropriation</u>
<u>Personal Service</u>			
PS Regular	0	17,703,452	17,703,452
Total Personal Service	0	17,703,452	17,703,452
Grand Total	0	17,703,452	17,703,452

State of New York - Judiciary
Budget Summary for Fiscal Year 2021-2022

JUDICIARY-WIDE
MAINTENANCE UNDISTRIBUTED
JUDICIARY DATA PROCESSING
OFFSET FUND

	<u>Current Appropriation as Adjusted</u>	<u>UCS Recommended</u>	<u>Changes to Current Appropriation</u>
<u>Personal Service</u>			
PS Regular	0	284,842	284,842
Total Personal Service	0	284,842	284,842
Grand Total	0	284,842	284,842

State of New York - Judiciary
Budget Summary for Fiscal Year 2021-2022

JUDICIARY-WIDE
MAINTENANCE UNDISTRIBUTED
NYC CO CLERKS' OPERATIONS OFFSET
FUND

	<u>Current Appropriation as Adjusted</u>	<u>UCS Recommended</u>	<u>Changes to Current Appropriation</u>
<u>Personal Service</u>			
PS Regular	0	235,048	235,048
Total Personal Service	0	235,048	235,048
Grand Total	0	235,048	235,048

State of New York - Judiciary
 Budget Summary for Fiscal Year 2021-2022

JUDICIARY-WIDE
 MAINTENANCE UNDISTRIBUTED
 MISCELLANEOUS SPECIAL REVENUE
 FUND

	<u>Current Appropriation as Adjusted</u>	<u>UCS Recommended</u>	<u>Changes to Current Appropriation</u>
<u>Personal Service</u>			
PS Regular	0	191,003	191,003
Total Personal Service	0	191,003	191,003
Grand Total	0	191,003	191,003

MAJOR PURPOSE SUMMARY Lawyers' Fund for Client Protection	FY 2022 All Funds Budget Request: \$10,761,709
	General Fund: 0 Lawyers' Fund for Client Protection: 10,761,709

Major Purpose Description

This Major Purpose provides funding for the operation of the Lawyers' Fund for Client Protection (Lawyer's Fund). The Judiciary submits this budget request on behalf of the Fund's Board of Trustees.

Lawyers' Fund for Client Protection: Originally known as the Client Security Fund, the Lawyers' Fund was established by the Legislature in 1981 for the purpose of providing protection to law clients from the misappropriation or willful misapplication of their money and property by their lawyers. The Fund is administered by a Board of Trustees appointed by the Court of Appeals and funded principally from a portion of the biennial attorney registration fee and augmented by appropriations from the Attorney Licensing Fund.

Summary of FY 2022 Funding Request

The Lawyers' Fund for Client Protection Special Revenue Fund budget request is \$10.8 million, or a decrease of \$2.0 million (-15.6%) from the current year adjusted appropriation.

Personal Service

The personal service request of \$0.6 million represents an increase of \$12,223 (2.1%) over the current year adjusted appropriation. This includes funding for all filled nonjudicial positions. Funding is also included for payment of increments and longevity bonuses, as required by law, for all eligible nonjudicial employees.

Nonpersonal Service

The nonpersonal service funding primarily supports the payment of awards as approved by the Board of Trustees. Funding for the usual and necessary expenses associated with office operations is also noted. The nonpersonal service request of \$10.2 million reflects a decrease of \$2.0 million (-16.4%) from the current year. The decrease primarily reflects reduced spending levels in other general services for client awards.

**Lawyers' Fund for Client Protection
Budget Summary - State Special Revenue Fund**

Lawyers' Fund for Client Protection	Personal Service	Nonpersonal Service	Total
Lawyers' Fund for Client Protection	\$605,079	\$10,156,630	\$10,761,709
Total:	<u>\$605,079</u>	<u>\$10,156,630</u>	<u>\$10,761,709</u>

State of New York - Judiciary
Budget Summary for Fiscal Year 2021-2022

LAWYERS' CLIENT PROTECTION
LAWYERS' FUND FOR CLIENT
PROTECTION

	<u>Current Appropriation as Adjusted</u>	<u>UCS Recommended</u>	<u>Changes to Current Appropriation</u>
<u>Personal Service</u>			
PS Regular	592,856	605,079	12,223
Total Personal Service	592,856	605,079	12,223
<u>Nonpersonal Service</u>			
Legal Reference/CALR/Subscriptions	11,000	11,000	0
Supplies and Materials	4,000	7,000	3,000
Travel	20,000	17,000	(3,000)
Equipment Rental and Repairs	13,000	14,000	1,000
Real Estate Rentals	47,606	48,630	1,024
Postage and Printing	18,500	16,000	(2,500)
Telecommunications	5,000	5,000	0
Other Professional Services	12,036,000	10,038,000	(1,998,000)
Total Nonpersonal Service	12,155,106	10,156,630	(1,998,476)
 Grand Total	 12,747,962	 10,761,709	 (1,986,253)

STATE OF NEW YORK
JUDICIARY BUDGET

Fiscal Year
2022

Part II
Aid to Localities

MAJOR PURPOSE SUMMARY Aid To Localities	FY 2022 All Funds Budget Request: \$178,022,070
	General Fund: 65,000,000 Court Facilities Incentive Aid Fund: 113,022,070

Major Purpose Description

The Aid to Localities Major Purpose budget is comprised of the following programs: Court Facilities Incentive Aid, Justice Court Assistance, Indigent Criminal Defense, and Interest on Lawyer Account.

Summary of FY 2022 Funding

The Aid to Localities All Funds budget request of \$178 million reflects level funding from the current year adjusted appropriation. The request includes the following:

Maintenance Undistributed

The maintenance undistributed funding supports State assistance to local governments through the Court Facilities Incentive Aid Program and the Justice Court Assistance Program both administered by the Judiciary. The budget for the Justice Court Assistance Program includes undistributed funding to be distributed if fiscal relief is realized.

The funding also supports local assistance programs in Executive branch agencies through suballocations to the Office of Indigent Legal Services for indigent criminal defense services and to the Interest on Lawyer Account (IOLA) for civil legal services.

The budget reflects level funding for the Court Facilities Incentive Aid Program. An increase of \$0.6 million for cleaning costs in this program is offset by a decrease of \$0.6 million in interest aid payments. The programs funded by the General Fund each reflect level funding from the current year adjusted appropriations.

**Aid to Localities
Budget Summary - All Funds**

Aid to Localities	Maintenance Undistributed	Total
Court Facilities Incentive Aid	\$113,022,070	\$113,022,070
Justice Court Assistance	3,000,000	3,000,000
Indigent Criminal Defense	47,000,000	47,000,000
Interest on Lawyer Account	15,000,000	15,000,000
Total:	<u>\$178,022,070</u>	<u>\$178,022,070</u>

State of New York - Judiciary
Budget Summary for Fiscal Year 2021-2022

ALL FUNDS
AID TO LOCALITIES

	<u>Current Appropriation as Adjusted</u>	<u>UCS Recommended</u>	<u>Changes to Current Appropriation</u>
<u>Maintenance Undistributed</u>			
Interest Aid	14,519,547	13,877,234	(642,313)
State Supported Facilities	17,103,068	17,745,381	642,313
Cleaning and Repairs	81,399,455	81,399,455	0
Justice Court Assistance Program	3,000,000	3,000,000	0
Indigent Criminal Defense	47,000,000	47,000,000	0
Interest on Lawyer Account	15,000,000	15,000,000	0
Total Maintenance Undistributed	<u>178,022,070</u>	<u>178,022,070</u>	<u>0</u>
 Grand Total	 178,022,070	 178,022,070	 0

AID TO LOCALITIES Court Facilities Incentive Aid Program	FY 2022 Budget Request:	\$113,022,070
	Personal Service:	0
	Nonpersonal Service:	0
	Maintenance Undistributed:	113,022,070

Program Description

This Program provides funding for State assistance to local governments for court facilities.

Court Facilities Incentive Aid Program: This Program was established in 1986 to provide financial assistance to local governments for the construction and maintenance of court facilities. State support for local governments under the Court Facilities Incentive Aid Program (CFIA) includes interest aid subsidies, reimbursement of cleaning costs, and full debt service for appellate facilities and the Judicial Training Institute.

Summary of FY 2022 Funding Request

The Aid to Localities - Court Facilities Incentive Aid Fund budget request is \$113 million and reflects no change from the current year adjusted appropriation. The budget request includes \$13.9 million for Interest Aid subsidies, \$81.4 million for court cleaning and minor repair expenses, and \$17.7 million for Appellate Division facilities. The Appellate Aid also includes funding for local chamber space for Court of Appeals Judges, as well as facility operating expenses of the New York State Judicial Institute.

An increase for wages and cleaning costs is offset by a reduction in tenant work in the Cleaning and Repairs component. A \$0.6 million increase in State Supported Facilities reflects higher rental costs for Appellate Court facilities. This is offset by a \$0.6 million decrease in interest aid subsidies due to the maturation of bonds.

Aid to Localities
Budget Summary - Court Facilities Incentive Aid Fund

Court Facilities Incentive Aid Program

<u>Aid to Localities</u>	<u>Maintenance Undistributed</u>	<u>Total</u>
Court Facilities Incentive Aid	\$113,022,070	\$113,022,070
Total:	<u>\$113,022,070</u>	<u>\$113,022,070</u>

State of New York - Judiciary
Budget Summary for Fiscal Year 2021-2022

AID TO LOCALITIES
COURT FACILITIES INCENTIVE AID

	<u>Current Appropriation as Adjusted</u>	<u>UCS Recommended</u>	<u>Changes to Current Appropriation</u>
<u>Maintenance Undistributed</u>			
Interest Aid	14,519,547	13,877,234	(642,313)
State Supported Facilities	17,103,068	17,745,381	642,313
Cleaning and Repairs	81,399,455	81,399,455	0
Total Maintenance Undistributed	<u>113,022,070</u>	<u>113,022,070</u>	<u>0</u>
Grand Total	113,022,070	113,022,070	0

AID TO LOCALITIES Justice Court Assistance Program	FY 2022 Budget Request:	\$3,000,000
	Personal Service:	0
	Nonpersonal Service:	0
	Maintenance Undistributed:	3,000,000

Program Description

This Program provides funding for State assistance to Town and Village Justice Courts.

Justice Court Assistance Program (“JCAP”): In 1999, the State inaugurated JCAP, a State assistance program funded through the Judiciary Budget, by which limited State funding would be provided to towns and villages to help them automate their Justice Courts, improve their security, facilitate their online legal reference capabilities, acquire necessary supplies, and generally modernize their operations. JCAP funding is disbursed by the Chief Administrative Judge in awards of up to \$30,000 annually provided to applicant towns and villages.

Summary of FY 2022 Funding Request

The Aid to Localities Justice Court Assistance Program budget request of \$3 million reflects no change from the current year adjusted appropriation. The budget includes undistributed funding to be distributed if fiscal relief is realized.

**Aid to Localities
Budget Summary - Local Assistance**

Justice Court Assistance Program

Aid to Localities	Maintenance Undistributed	Total
Justice Court Assistance	\$3,000,000	\$3,000,000
Total:	<u>\$3,000,000</u>	<u>\$3,000,000</u>

State of New York - Judiciary
 Budget Summary for Fiscal Year 2021-2022

AID TO LOCALITIES
 TOWN AND VILLAGE

	<u>Current Appropriation as Adjusted</u>	<u>UCS Recommended</u>	<u>Changes to Current Appropriation</u>
<u>Maintenance Undistributed</u>			
Justice Court Assistance Program	3,000,000	3,000,000	0
Total Maintenance Undistributed	3,000,000	3,000,000	0
Grand Total	3,000,000	3,000,000	0

AID TO LOCALITIES Indigent Criminal Defense	FY 2022 Budget Request:	\$47,000,000
	Personal Service:	0
	Nonpersonal Service:	0
	Maintenance Undistributed:	47,000,000

Program Description

The Aid to Localities Major Purpose budget includes funding to support caseload standards for indigent criminal defense institutional providers in New York City. The funding is provided via a suballocation to the Office of Indigent Legal Services (ILS).

Summary of FY 2022 Funding Request

The Indigent Criminal Defense Program budget request of \$47 million reflects level funding from the current year adjusted appropriation.

Aid to Localities
Budget Summary - Indigent Criminal Defense

Indigent Criminal Defense Program

<u>Aid to Localities</u>	<u>Maintenance Undistributed</u>	<u>Total</u>
Indigent Criminal Defense	\$47,000,000	\$47,000,000
Total:	<u>\$47,000,000</u>	<u>\$47,000,000</u>

State of New York - Judiciary
Budget Summary for Fiscal Year 2021-2022

AID TO LOCALITIES
INDIGENT CRIMINAL DEFENSE

	<u>Current Appropriation as Adjusted</u>	<u>UCS Recommended</u>	<u>Changes to Current Appropriation</u>
<u>Maintenance Undistributed</u>			
Indigent Criminal Defense	47,000,000	47,000,000	0
Total Maintenance Undistributed	47,000,000	47,000,000	0
Grand Total	47,000,000	47,000,000	0

AID TO LOCALITIES Interest on Lawyer Account Fund	FY 2022 Budget Request: \$15,000,000
	Personal Service: 0
	Nonpersonal Service: 0
	Maintenance Undistributed: 15,000,000

Program Description

The Aid to Localities Major Purpose budget includes funding to the Interest on Lawyer Account Fund (IOLA) to assist this Executive branch agency in providing civil legal services to low-income New Yorkers. The funding is provided via a suballocation to IOLA.

Summary of FY 2022 Funding Request

The Interest on Lawyer Account Fund budget request of \$15 million reflects level funding from the current year adjusted appropriation.

**Aid to Localities
Budget Summary - General Fund**

Interest on Lawyer Account Program

<u>Aid to Localities</u>	<u>Maintenance Undistributed</u>	<u>Total</u>
Interest on Lawyer Account	\$15,000,000	\$15,000,000
Total:	<u>\$15,000,000</u>	<u>\$15,000,000</u>

State of New York - Judiciary
 Budget Summary for Fiscal Year 2021-2022

AID TO LOCALITIES
 INTEREST ON LAWYER ACCOUNT

	<u>Current Appropriation as Adjusted</u>	<u>UCS Recommended</u>	<u>Changes to Current Appropriation</u>
<u>Maintenance Undistributed</u>			
Interest on Lawyer Account	15,000,000	15,000,000	0
Total Maintenance Undistributed	15,000,000	15,000,000	0
Grand Total	15,000,000	15,000,000	0

STATE OF NEW YORK
JUDICIARY BUDGET

Fiscal Year
2022

Part III
Capital Projects

CAPITAL PROJECTS	FY 2022 Budget Request: \$25,000,000
-------------------------	---

Capital Appropriation Request

The FY 2022 Judiciary Capital budget request of \$25 million reflects level funding from the current year adjusted appropriation.

The Capital budget request provides support for capital projects developed to achieve and maintain excellence throughout the court system. The Judiciary Capital plan includes new and continued investments in technology, equipment associated with facility renovations, records management projects, and enhanced public safety in and around courthouses as follows:

- \$22 million for the acquisition and development of technology, including equipment, software, and services.
- \$1.5 million for alterations and improvements for health and safety in courthouses, including the acquisition of x-ray machines, magnetometers, security cameras, and door access systems.
- \$1 million for the acquisition of equipment associated with general facility renovations or upgrades.
- \$0.5 million for the creation, management, protection, and preservation of the records of the Unified Court System, including digital scanning, shelving, and filing systems.

State of New York - Judiciary
 Budget Summary for Fiscal Year 2021-2022

CAPITAL PROJECTS

	<u>Current Appropriation as Adjusted</u>	<u>UCS Recommended</u>	<u>Changes to Current Appropriation</u>
<u>Maintenance Undistributed</u>			
Court Improvements	25,000,000	25,000,000	0
Total Maintenance Undistributed	25,000,000	25,000,000	0
Grand Total	25,000,000	25,000,000	0