

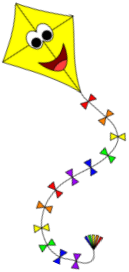


# Dodge County Head Start

Serving Birth to 5



## Newsletter for April 2021








**Keep America Beautiful Month** - Go for a walk and pick up trash along the way.

**National Humor Month** - Teach your child how to tell a joke.

**National Kite Month** - Try flying a kite, make sure it is in a safe area.

**Frog Month** - Read a silly book about frogs and then hop around like a frog.



Sunday	Monday	Tuesday	Wednesday	Thursday	Friday	Saturday
				1 April Fools Day	2 No School	3
4 Happy Easter 	5 No School	6	7	8 Draw a Bird Day 	9	10 Siblings Day
11 Week of the Young Child	12 Grilled Cheese Sandwich Day Week of the Young Child	13 Week of the Young Child	14 Week of the Young Child	15 World Art Day Week of the Young Child	16 Week of the Young Child	17 Week of the Young Child
18	19 Bicycle Day 	20	21	22 Earth Day 	23	24 Pig in a Blanket Day
25	26 Pretzel Day	27	28 Superhero Day 	29	30 Arbor Day	

### What is Arbor Day?



Arbor Day, much like Earth Day, is a holiday that celebrates nature. Its purpose is to encourage people to plant trees, and many communities take the opportunity to organize tree-planting and litter-collecting events on or around the holiday. A popular Arbor Day tradition is to plant a tree in honor or memory of a loved one.

Arbor Day sprouted from the mind of a zealous tree lover named Julius Sterling Morton, who had a passion for planting all kinds of trees. The first Arbor Day occurred on April 10, 1872, in Nebraska City, Nebraska.



### What's In Our Newsletter

Memorable Moments	P. 2
Memorable Moments	P. 3
News from FSW's	P. 4
News from EHS	P. 5

Website:  
[www.dodgecountyheadstart.org](http://www.dodgecountyheadstart.org)  
 Address:  
 P.O. Box 244, 1024 W. 23rd St.  
 Fremont, NE 68025  
 Phone:  
 402-721-9022  
 Fax:  
 402-721-0504

## Red Rooms Memorable Moments from March

Dear Red Room Parents,

I hope everyone enjoyed Spring Break. I cannot believe the year is almost over. So far this month, the children learned about the letters E, J and W; and the number 15 and 16. We also learned about the color green, diamonds and the word family \_ot. We finished learning about Buildings and started learning about Trees. So far the children have enjoyed a walk in the neighborhood to look at trees and making with own coconut tree like the one in the book "Chicka Chicka Boom Boom."

After learning about the characteristics of trees, we will learn who lives in trees; what kinds of food comes from trees; who takes care of trees and how tree change. Also in April, the children will learn about the letters U, V, Q and X; the numbers 17 and 18; Ovals; the color black and the word family \_all.

As a reminder, since the weather is starting to get nice please keep in mind that we go outside at 9am. It might still be a little chilly at that time, so please remember to bring a jacket or coat for your child to wear outside at that time. Remember the Parent/Child Connectors offer you an opportunity to observe and engage in your child's educational progress while modeling a positive attitude toward school and the importance of learning. The Parent/Child Connectors **do not** expire. You do not have to return them right away on that following Monday. Work on them as you can and return them to school once you are done. Please check out ReadyRosie if you have not done so already. If you have any questions or need anything, you can email me at: [dhunnel@dheadstart.com](mailto:dhunnel@dheadstart.com)



Thanks Miss Dani, Miss Amber and Mr. Jake

## Blue Rooms Memorable Moments from March

Hello from the Blue Room!

Just like that, March is over! This month we began our study of music. First, we talked about what we knew about music already and what we wanted to learn. Then we discussed percussion instruments and how we can play them by hitting, tapping or shaking. We also spent a week looking at different types of instruments and how people play them. Next month we are going to look at how we can make music with our voices, what the different styles or genres of music are and how they make us feel, and then we will wrap up the study by looking into who works with music for their jobs and what the tools they use are. Again, if you have any pictures of family members or friends who play instruments or favorite song playlists, feel free to email them to me ([degr@dheadstart.com](mailto:degr@dheadstart.com)) and we will share them in class!




In our Second Step Social Emotional curriculum, we spent the majority of this month discussing the problem solving steps and safe/fair ways to solve our problems. We are still working on filling our kindness chain until it stretches across the classroom so we can earn another pajama day! We are more than half way there! Please continue to work on your parent/child connectors. They are a great way to get "face time" in with your child and help them make correlations between school and home. Also, take time to check out the Ready Rosie playlists I have been sending, they are great videos to help your learner get ready for kindergarten.

As always, I am very proud of the kids and the way they are handling masks at school, as we all know they are not always a fun, easy thing to keep on your face all day! Thank you parents for doing such a great job bringing your learner to school with an empty bag, rested and ready to learn! Also thank you for sharing them with us! We appreciate you!

Miss Dawn and Miss Erina

## Yellow Rooms Memorable Moments from March

Hello from Yellow! We have begun our Pets Study and the kids are enjoying learning about all different kinds of animals, even some that our parents would not let us have as a pet...giraffe comes up in conversation quite often. We have been working on sorting and classifying pets by different attributes. Our dramatic play center is a veterinarian clinic. The kids have enjoyed playing the various roles: vet, vet's assistant, and receptionist. Everyone has adopted a pet for the week and is responsible for taking care of that pet. We are learning what different pets eat and will explore the different habits as we move through the study unit. If you have any pet pictures you would like to share, please send them with your child or email them to me (smyron@dtheadstart.com). We love to share pictures of our families!



Thank you for your support!  
Miss Stephanie, Miss Leticia, & Miss Sammy



## Green Rooms Memorable Moments from March

**What have we been doing?** March was a busy month in the Green Room! We finished our Pets Study and started our Insect Study! We have lots of fun things for the students to explore with in the classroom daily that relate to insects. Some examples of these things that your learner will get to explore with in the classroom include bug stamps, bug catchers and nets, books about bugs, plastic bugs, bug counters and much more! We will also sing songs about insects and learn how to identify if a bug is an insect or not. If it is an insect it will... 1. have three body parts (head, thorax, and abdomen) 2. have at least 6 legs and 3. have one or two sets of wings, practice identifying insects with your learner at home while playing outside! We will also learn some new songs about insects and non-insects including Herman the Worm by The Learning Station and Insects Body by Dr. Jean, have your learner sing them with you :) We will also identify insects that are safe and not safe to touch. In second step we practiced identifying the problem and coming up with solutions to our social problem. We learned the letters E, J, W and U along with the numbers 15 and 16. Our shape this month was diamond. Our color this month was green.

**What will we be learning?** In April we will be continuing our Insect Study. We will learn about the letters V, Q, X and Y. We will be learning about the color black. Our shape of the month will be oval. We will learn about the numbers 17 and 18. In Second Step we will be focusing on speaking up assertively and learning in school for next year.

### Reminders

- Book Worm Bags are exchanged weekly on Wednesday!
- Please send your learner in **CLOSED TOED** shoes to allow them to play on the playground equipment during recess.
- Parent Child Connectors do **NOT** expire! Please continue to return them to school signed as you complete them with your learner.
- Please send your child to school daily with their backpack emptied.



Miss. Taylor and Miss. Janita

## News From the Family Service Workers

# Week of the Young Child

Hello everyone and happy spring from the Family Service Team! The Week of the Young Child is a week dedicated to focusing on the needs of young children and their families by planning exciting family activities that get children moving and learning! Nursery Rhymes will be the theme for the week's activities at Dodge County Head Start. Join us Saturday April 10th to Friday, April 16th for a week of fun, family activities the whole family can enjoy!



**Kick of Saturday** - Kick off *The Week of the Young Child* by preparing for the week ahead!

- Set up dancing and singing playlists for Music Monday
- Plan what delicious foods you will eat on Tasty Tuesday
- Collect materials to build things with for Work Together Wednesday
- Gather materials for crafts for Artsy Thursday
- Plan fun family activities the whole family can enjoy for Family Friday

**Music Monday** - Children love to sing and dance. Listening to music and dancing not only enhances their math and literacy skills, it can boost their dopamine levels, making them happy and silly children!

- Have a dance party
- Make up fun choreography
- Create homemade instruments from household items

**Tasty Tuesday** - Prepare your taste buds! Tasty Tuesday is all about making delicious foods that encourage healthy nutrition and fitness habits at home and in the classroom.

- Ants On A Log (peanut butter and raisins on celery)
- Fruit salad
- 100% fruit juice frozen pops

**Work Together Wednesday** - When children build together, they experience teamwork and develop their social and early literacy skills. Grab some materials and create!

- Build a pillow fort
- Construct block towers

**Artsy Thursday** - Celebrate the joy and learning children experience when engaged in creative art making. Use any materials to make fun art projects!

- Finger/hand paint
- Create collages with newspaper and magazine clippings, household items, and photos
- Use chalk to make beautiful pictures in the driveway

**Family Friday** - Family Friday focuses on engaging families and bringing the family together.

- Have a family competition
- Have a picnic
- Plan a treasure hunt

Watch your weekly bulletin for more details about activities here at Head Start.  
Happy Spring from the Family Service Team; written by Abby Haworth, MU Intern

## News From Early Head Start

# SPRING

Hello everyone from Early Head Start! April is here which means spring is in full bloom!

During our socializations in March, we celebrated Read Across America Day by reading Dr. Seuss' *Are You My Mother* and *The Foot Book*. In April we are planning social activities revolving around spring. The scheduled dates are Thursday, April 15th & Thursday, April 22nd. If you have an infant or toddler in your home and are interested in checking out our socializations, please reach out to your Family Service Worker for more details!

As we launch into spring, we have found fun dates in April that will keep those young ones occupied and excited for the nice weather to come!

**April 1-** April Fools Day- Have a good laugh by engaging in family friendly pranks and games. Play peek-a-boo, add some googly eyes to every item in the fridge for a fun surprise or switch out their favorite cereal/snack box with a box full of surprises!

**April 3-** Find a Rainbow Day- Finding a rainbow is fun for all ages. Head outside and look for a one or make your own! A light mist from the water hose at a certain angle that catches the sun can create its own rainbow. You can also try making tie dye shirts or rainbow colored cupcakes, just to sprinkle some color into your day.



**April 7-** National Walking Day- Take advantage of the nice weather and go for a family walk around the block, or go for a hike!

**April 22-** Earth Day- Earth day is the perfect excuse to go outside and create what your heart desires out of any earthly, natural materials.

**April 23-** World Book Day- Create cut outs, drawings, or paintings of your child's favorite book!

Miss Amanda & Miss Delaney; written by Abby Haworth, MU Intern

