

# NGM RETREAT 2021

---

Early Arrival -August 9  
August 11 – 15, 2021

# 2021: WITH NEEDLE AND FRIENDS



# CATHERINE THERON


Graduate of Cornell University studying English, history, and design

Self-taught designer and stitcher and has concentrated on counted thread techniques and especially samplers for the past 25 years

She has taught for EGA and ANG Chapters, Sampler Guilds, shops, private groups, museums, and wholesale trade shows

Founding member of the thread company The Gentle Art

Long time friend of Needlework Guild of Minnesota



# WHITEWORK DELIGHT BAND SAMPLER

- ❖ 6 1/2" by 17" band sampler
- ❖ Stitched on 32-cound sandstone linen using two weights of silk thread
- ❖ Incorporates both raised stitches & pulled thread stitches to create a lovely, fun to stitch, textured piece

Stitches used include: Four-sided, Fly, Spiral Trellis, Satin, Diagonal Satin, Faggot, Stem, Smyrna Cross, Diamond Eyelet, Long-Arm Cross, Double Running, Buttonhole Bars, Double Leviathan, Petit Point, & six pulled thread patterns.

Intermediate-Advanced level, 2-day class

Estimated kit cost \$125



# A LADY'S SEWING ROLL

- ❖ Stitched on 32-count linen with silk threads
- ❖ Features a delicate wallpaper-like striped pattern
- ❖ The berries & leaves are worked with different stitches in each "row" of vines on this pattern
- ❖ Two other pockets-one with a basket of berries, the other with personalization, & a needlepage complete the inside
- ❖ Finished design size when open is 3" x 9" high

Stitches used include Herringbone, Three-sided Stitch, Nun's Stitch, Long-Arm Cross With Diagonal Cross, Smyrna, Diagonal Satin, Padded Satin, Spiral Trellis, & Rhodes variation.

Intermediate level, 1-day class

Estimated kit cost \$115




# WEE BOOK OF SAMPLER MOTIFS

- ❖ The pages of this petite book are worked on 32-count Sandstone linen; the cover is worked on 32-count Desert Sand linen
- ❖ Finished dimensions are approximately 3-1/2" wide x 3-1/2" high x 1" thick
- ❖ A variety of silk threads in colors of red, green, gold, & black are used to create the book & DMC Cordonette is used to finish the edges of the pages
- ❖ Counted thread patterns on the cover & pages all feature strawberries of various sizes, shapes, & stitches. A script alphabet also adorns the pages

Stitches used include Diagonal Cross, Long-Arm Cross, Queen, Diamond Eyelet, Diagonal Rice, Satin Stitch, Nun's Stitch, Cross-Stitch, Petit Point, Cross-Stitch Over one, Smyrna Cross, & Stem Stitch.

Intermediate-Advanced level, 1-day class

Estimated kit cost \$135



# 2021: WITH NEEDLE AND FRIENDS



# DAWN DONNELLY

Holds Level 2 certification and completed the Teacher cum Laude program with the National Academy of Needlearts (NAN)

Teaches nationally and locally for NAN, the American Needlepoint Guild (ANG) and Embroiderers' Guild of America (EGA)

Her use of handmade paper in her needleart earned her a Best in Show ribbon for her piece "Paper & Stitches" at NAN's Assembly in 2017

Membership Chairman, Dean of Faculty and Co-Registrar for NAN

Oversees the monthly programs for the Magnificent Obsession Chapter of ANG

Enjoys designing and stitching in several mediums using a wide variety of threads and techniques





# TREASURES FROM THE GREAT LAKES



Transferring lines to the linen, Stem, Ribbed Spider's Web, Eyelet, French Knot, Feather, Split, Chain, Buttonhole Rings, attaching shells, stones, driftwood and beach glass in various ways and create a shell.

Design size: 6 x 9

Ground Fabric: Cork Linen or 18 Count Mono Canvas

Class Length: 2 days

Skill Level: Intermediate

Estimated kit cost: \$80

# PIECES OF THE PAST



Stitches/Techniques: Working with handmade paper, rubber stamping. Walnetto, Medallions, Herringbone, Amadeus, Casique, Pinwheel, Reverse Square Herringbone, Lacy Jessica, Sprats Head, Eight Point Star, Fleur-de-lis and Double Fan.

Design size: 8" x 10"

Ground Fabric: 18 Count Mono Canvas

Class Length: 2 days

Skill Level: Intermediate

Estimated kit cost: \$130

# 2021: WITH NEEDLE AND FRIENDS




# STEPHANIE DREHS

Stephanie has a passion for beads

She studied a particular form of raised beadwork under the tutelage of a local Native American woman, Rosemary Hill. Rosemary is a master beader of the Tuscarora tribe.

Since the Native American tradition is oral, as opposed to written, Stephanie is attempting to put all she has learned into a written form of instruction.

She is diligently working on teaching the techniques to all who would like to learn before this form of bead embroidery becomes obsolete.



# RAISED BEAD EMBROIDERY

Raised bead embroidery is a form of bead embroidery that gives a three-dimensional characteristic to the motifs. Instead of the beads lying flat on the ground fabric, they are raised up from the ground fabric. There are only two techniques that are employed to accomplish this result. Everything else is a variation of these techniques.

# SIX-POINTED STAR

- ❖ 4" round pincushion was based on an antique design
- ❖ Stitched in the raised bead work style of the Victorian "whimsy"
- ❖ Two raised beadwork techniques: loop stitch & foundation stitching
- ❖ The top of pincushion is velvet & the back is cotton fabric
- ❖ Filling is crushed walnut shells

Class Length: 2 days

Skill Level: All

Estimated kit cost: \$125



# STRAWBERRY FIELD


- ❖ Needle book with a velvet cover, cotton lining, and wool pages
- ❖ The motif on the front is that of strawberries, a strawberry plant blossom, a strawberry plant flower, and a butterfly
- ❖ The inside of the front cover is stuffed with cotton batting and serves as a pincushion
- ❖ The inside of the back cover has a pocket for a pair of embroidery scissors and a pocket for a laying tool
- ❖ Both inside cover finishes are optional
- ❖ There are two sets of wool needle pages
- ❖ The two small pages are tucked in between the two large pages
- ❖ The needle book closes with a large bead and bead loop

Class Length: 2 days

Skill Level: All

Estimated kit cost: \$125





**WITH NEEDLE AND FRIENDS**  
**AUGUST 11 – 15, 2021**  
**(AUGUST 9 – EARLY ARRIVAL)**

See you in 2021!