



Innovation
that excites

NISSAN NP200





~~WE MAKE PROMISES.~~ WE KEEP PROMISES.

INTRODUCING NISSAN ASSURED, IT'S MORE THAN A PROMISE. AS PART OF THE NISSAN FAMILY YOU'RE GUARANTEED OUR COMMITMENT TO CUSTOMER CARE. A LASTING BOND BETWEEN YOU, YOUR VEHICLE AND THE NISSAN BRAND. THAT'S OUR PROMISE.

CUSTOMER EXPERIENCE

We promise to make your Nissan experience one to cherish, from your delivery day and everyday after, our commitment is to deliver a service experience you can trust - and believe in.

CUSTOMER SUPPORT ROADSIDE ASSISTANCE

We keep you on the road 24/7. Should anything unexpected happen we guarantee you 24-hour roadside assistance, no matter the age of your Nissan, because it's still a Nissan. Just call **0800 NISSAN (46 77 26)** anywhere, anytime. Terms and Conditions do apply.

LICENCE RENEWAL REMINDER

We'll remind you in advance so you can keep your licence disk up to date.

3 YEAR OR 90 000KM SERVICE PLAN*

For the first 3 years or 90 000km of driving your car, whichever comes first, you can rest easy knowing that our promise to you is a kept one. We'll make sure your car is running smoothly and always on the road.

* Not standard on NP200. Please discuss options with your Dealer.

6 YEAR OR 150 000KM WARRANTY

As long as your car is under our warranty, we'll always have you covered if anything goes wrong. You don't need to stress for the first 6 years or 150 000km, whichever comes first.

SERVICE AND REPAIRS FREE VEHICLE HEALTH CHECK

We'll give your car a free health check on every major and minor service prior to any work being carried out, so you know exactly what needs to be done, and how much it will cost.

COMPETITIVELY PRICED PARTS

We deliver the highest care for your Nissan by fitting only Nissan Genuine Parts. The expertise of our Nissan trained teams will also guarantee best value-for-money by finding the most competitively priced part for your local dealer.

COURTESY CAR

We will arrange a courtesy car for all warranty repairs should the components required not be available within 48 hours.



NISSAN ASSURED

More than a Promise

Call **0800 NISSAN (64 77 26)**
or visit www.nissan.co.za for more information.



EARLY DAYS



Globally Nissan has a longstanding heritage in the commercial vehicle market that dates back to 1932. The Nissan brand presence in the LCV market has been built over the last seven decades and today Nissan boasts the most comprehensive commercial vehicle line-up in South Africa.

The previous Nissan half-ton Bakkie is a living legend. Highly versatile and functional, it proved to be the most hardworking and affordable half-tonner on the market. The Nissan NP200 range picks up where its predecessor left off, and brings a youthful energy to the line-up.

EYE CANDY

The Nissan NP200 range gives more than only practicality and under-the-skin durability. The sleek exterior styling projects a no nonsense attitude. The extremely spacious interior cabin provides passenger car-like comfort and lots of space for your belongings. The ergonomically designed driving position keeps you in control, while power steering and a coil spring suspension ensures an unbelievably smooth driving experience.





MY SPACE

The Nissan NP200's class-leading payload (800kg), load box volume (1.26m³) and load box length (1.81m) together with its fuel-efficient engines put this extraordinary bakkie way ahead of the pack.



ALL-ROUNDER

As with the rest of the Nissan commercial vehicle range, the Nissan NP200 offers the highest levels of reliability, versatility and durability, in conjunction with the lowest possible levels of overall running and repair costs. Available in powerful and fuel efficient 1.6l petrol and 1.5l dCi engines.



SATURDAY



SUNDAY



MONDAY



TUESDAY



WEDNESDAY



THURSDAY



FRIDAY

24 SEVEN



SAFELY GROUNDED

Crumple zones are engineered around impact resistance while the engine compartment is designed to stack up in frontal impact collisions. The restraint system includes 3-point seat belts; impact absorbent material underfoot in the dashboard and the doors provide hip and limb protection. The Anti-lock Braking System (ABS) and Electronic Brake force Distribution (EBD) prevents the wheels from locking. The Nissan NP200 comes standard with both a 6 year/150 000km warranty plan and Nissan's DataDoT Anti-theft technology.



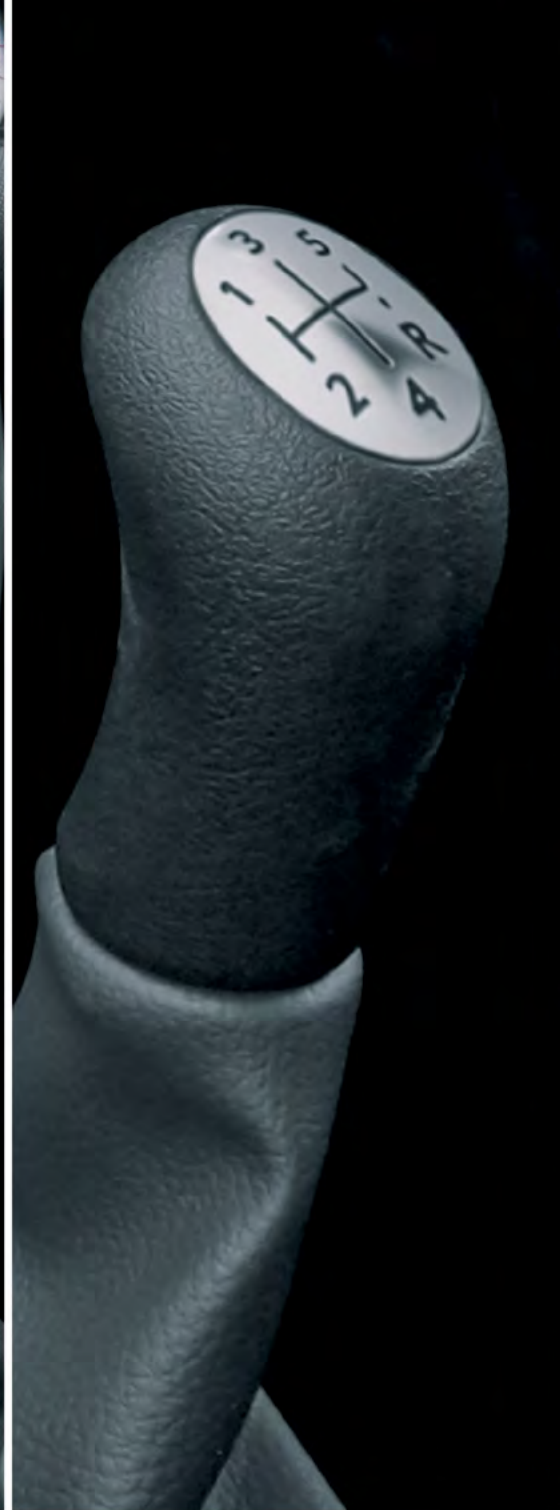
Safety Shield: In the commitment to 'Real World Safety', NISSAN pursues innovation as part of its Safety Shield concept. Based on the idea that cars should help protect people, advanced, proactive safety technologies help driver and passengers to avoid danger and injury. Visit www.nissan.co.za to find out more.



SMART LOAD

The versatile Nissan NP200 bakkie range will take your business and leisure life to new heights with its never-say-die attitude, offering: air-conditioning, ABS, EBD and dual airbags, class leading warranty, modern styling, powerful and fuel efficient 1.6l petrol and 1.5l dCi engines, sporty interior, and a rubberised loadbox. Whatever your needs; if you are looking for a smart investment and versatile bakkie, the Nissan NP200 will get the job done.

Disclaimer: Some features listed above are not available on some entry level models.



The NP200 boasts the biggest interior cabin space in its class with an additional storage area (300l) behind the seats. Extensive storage capacity includes glove box, door bins and drink holders under the central console.

High quality aesthetics offer you the luxury and styling of passenger vehicles without compromising on the practicality and versatility that is consistent with a bakkie.

High quality trim, impressive levels of equipment and instrumentation combine comfort with safety and performance.

* Driver-friendly technology includes an air conditioner, power steering, audio system and central locking.

* Not standard across all models.

INSIDE STORY



* Special Order.

COLOUR IN



EXTERIOR STYLING

- + Stainless steel Sports bar

UTILITY

- + Towbar
- + Tonneau cover
- + Various Canopies

INTERIOR STYLING

- + Carpet sets
- + Seat covers
- + Leather seats

SECURITY

- + Gear lock
- + Spare wheel lock
- + Alarm
- + Central locking kit

SERVICE PLAN

- + 3 years/60 000km
- + 5 years/90 000km

OPTIONAL ADD ONS

The range of Nissan NP200 accessories allow you to customise your bakkie to suit your individual needs, with the peace of mind and quality assurance that comes standard with Nissan Approved Accessories.

Speak to your Nissan dealer for more information on the full range. Some accessories are not compatible with all model grades.

		NP200 Petrol		
Model		1.6 8V Base	1.6 8V Base A/C	1.6 8V Base A/C+Safety Pack
TECHNICAL SPECIFICATIONS				
Transmission		5-speed manual	5-speed manual	5-speed manual
Drive type		2WD	2WD	2WD
ENGINE DESCRIPTION				
Engine displacement	cc	1598	1598	1598
No. of cylinders	mm	4 in line	4 in line	4 in line
Valves		2 per cylinder	2 per cylinder	2 per cylinder
Fuel injection system		Multipoint	Multipoint	Multipoint
Fuel type		Unleaded	Unleaded	Unleaded
Compression ratio		9.721	9.721	9.721
Bore x Stroke	mm	79.5 x 80.5	79.5 x 80.5	79.5 x 80.5
ENGINE PERFORMANCE				
Maximum power	kW@rpm	64@5500	64@5500	64@5500
Maximum torque	Nm@rpm	128@3000	128@3000	128@3000
Fuel consumption (combined cycle)	ℓ/100km	8.1	8.1	8.1
CO ₂ Emission	g/km	192	192	192
Emissions category		Euro 2	Euro 2	Euro 2
TRANSMISSION				
Gear ratio	1st	3.77	3.77	3.77
	2nd	2.05	2.05	2.05
	3rd	1.39	1.39	1.39
	4th	1.1	1.1	1.1
	5th	0.89	0.89	0.89
	Reverse	3.55	3.55	3.55
Diff ratio		4.92	4.92	4.92
DIMENSIONS				
Overall length	mm	4499	4499	4499
Overall width	mm	1735	1735	1735
Overall height	mm	1554	1554	1554
Wheelbase	mm	2905	2905	2905
Track front	mm	1466	1466	1466
Track rear	mm	1458	1458	1458
Rear overhang	mm	818	818	818
Ground clearance	mm	177	177	177
Turning circle (curb to curb)	m	11.25	11.25	11.25
VEHICLE MASS DATA				
Gross Combination Mass	kg	2540	2540	2540
Gross Vehicle Mass	kg	1890	1890	1890
Tare mass	kg	1055	1055	1055
Payload	kg	800	800	800
Gross axle mass (front - laden)	kg	940	940	940
Gross axle mass (rear - laden)	kg	1160	1160	1160
Max. towing capacity	kg	650	650	650
Max. towing capacity unbraked	kg	580	580	580
Recommended fuel filling level	ℓ	50	50	50

		NP200 Diesel			
		1.6 16V Mid Dual Airbags	1.6 16V High	1.5dCi Base A/C+Safety Pack	1.5dCi High
TECHNICAL SPECIFICATIONS					
Transmission		5-speed manual	5-speed manual	5-speed manual	5-speed manual
Drive type		2WD	2WD	2WD	2WD
ENGINE DESCRIPTION					
Engine displacement		1598	1598	1461	1461
No. of cylinders		4 in line	4 in line	4 in line	4 in line
Valves		4 per cylinder	4 per cylinder	2 per cylinder	2 per cylinder
Fuel injection system		Multipoint	Multipoint	Multipoint	Multipoint
Fuel type		Unleaded	Unleaded	Diesel	Diesel
Compression ratio		9.721	9.721	9.721	9.721
Bore x Stroke		79.5 x 80.5	79.5 x 80.5	79.5 x 80.5	79.5 x 80.5
ENGINE PERFORMANCE					
Maximum power		77@5750	77@5750	63@3750	63@3750
Maximum torque		148@3750	148@3750	200@1900	200@1900
Fuel consumption (combined cycle)		8	8	5.3	5.3
CO ₂ Emission		189	189	140	140
Emissions category		Euro 2	Euro 2	Euro 2	Euro 2
TRANSMISSION					
Gear ratio		3.73	3.73	3.73	3.73
		2.05	2.05	2.05	2.05
		1.32	1.32	1.32	1.32
		0.97	0.97	0.97	0.97
		0.74	0.74	0.74	0.74
		3.55	3.55	3.55	3.55
Diff ratio		4.92	4.92	4.92	4.92
DIMENSIONS					
Overall length		4499	4499	4499	4499
Overall width		1735	1735	1735	1735
Overall height		1554	1554	1554	1554
Wheelbase		2905	2905	2905	2905
Track front		1466	1466	1466	1466
Track rear		1458	1458	1458	1458
Rear overhang		818	818	818	818
Ground clearance		177	177	177	177
Turning circle (curb to curb)		11.25	11.25	11.25	11.25
VEHICLE MASS DATA					
Gross Combination Mass		2568	2568	2590	2590
Gross Vehicle Mass		1918	1918	1940	1940
Tare mass		1083	1083	1096	1096
Payload		800	800	800	800
Gross axle mass (front - laden)		940	940	940	940
Gross axle mass (rear - laden)		1160	1160	1160	1160
Max. towing capacity		650	650	650	650
Max. towing capacity unbraked		580	580	605	605
Recommended fuel filling level		50	50	50	50

Model		NP200 Petrol		
		1.6 8V Base	1.6 8V Base A/C	1.6 8V Base A/C+Safety Pack
LOADBOX DIMENSIONS & FEATURES				
Floor length, width, height	mm	1807, 1374, 535	1807, 1374, 535	1807, 1374, 535
Width (between wheel arches)	mm	1024	1024	1024
Opening width	mm	1200	1200	1200
Loading sill	mm	578	578	578
Rubberised loadbox		Standard	Standard	Standard
8 tie brackets outside load bed for attaching cargo (exterior)		Standard	Standard	Standard
Tie brackets on load bed for attaching cargo (floor)		6	6	6
SUSPENSION				
McPherson strut with wishbone (front)		Standard	Standard	Standard
H-shaped axle with coil spring and anti-roll bar (rear)		Standard	Standard	Standard
SAFETY & SECURITY				
Driver airbag		N/A	N/A	Standard
Passenger airbag, with inhibition switch		N/A	N/A	Standard
Front brake system: ventilated disc		Ventilated discs	Ventilated discs	Ventilated discs
Rear brake system: drum		Drums	Drums	Drums
ABS (Anti-lock Braking System) with EBD (Electronic Brake force Distribution)		N/A	N/A	Standard
Height adjustable front seatbelts		N/A	N/A	N/A
Height adjustable headrests		Standard	Standard	Standard
Collapsible safety steering column		Standard	Standard	Standard
Anti-theft electronic encoded safety system, activated by transponder		Standard	Standard	Standard
Remote central locking		N/A	N/A	N/A
Cab protector		N/A	N/A	N/A
Nissan DataDot anti-theft identification system		Standard	Standard	Standard
COMFORT & CONVENIENCE				
Power steering - Rack & Pinion		Standard	Standard	Standard
Analogical indicators: tachometer & driving rev-counter		Standard	Standard	Standard
Tachometer & driving rev-counter trim		Black	Black	Silver
Headlights-left-on warning buzzer		Standard	Standard	Standard
Day/Night interior rear-view mirror		Standard	Standard	Standard
4 speed fan & recirculation system		Standard	Standard	Standard
4 air vents on dashboard, orientable & with adjustable flow		Standard	Standard	Standard
Air-conditioner		N/A	Standard	Standard
Front power windows		N/A	N/A	N/A
Opening rear window (sliding)		N/A	N/A	N/A
Roof light (commanded by front door)		Standard	Standard	Standard
Vanity mirror on passenger sun visor		N/A	N/A	N/A
AM/FM radio and CD/MP3 player with integrated display		N/A	N/A	N/A
Remote fuel filler opener		Standard	Standard	Standard
Speakers - linked to the radio		0	0	0

1.6 16V Mid Dual Airbags	1.6 16V High	NP200 Diesel	
		1.5dCi Base A/C+Safety Pack	1.5dCi High
1807, 1374, 535	1807, 1374, 535	1807, 1374, 535	1807, 1374, 535
1024	1024	1024	1024
1200	1200	1200	1200
578	578	578	578
Standard	Standard	Standard	Standard
Standard	Standard	Standard	Standard
6	4	6	4
Standard	Standard	Standard	Standard
Standard	Standard	Standard	Standard
Standard	Standard	Standard	Standard
Ventilated discs	Ventilated discs	Ventilated discs	Ventilated discs
Drums	Drums	Drums	Drums
N/A	Standard	Standard	Standard
Standard	Standard	N/A	Standard
Standard	Standard	Standard	Standard
Standard	Standard	Standard	Standard
Standard	Standard	Standard	Standard
N/A	Standard	N/A	Standard
N/A	Roll bar	N/A	Roll bar
Standard	Standard	Standard	Standard
Standard	Standard	Standard	Standard
Standard	Standard	Standard	Standard
Silver	Silver	Silver	Silver
Standard	Standard	Standard	Standard
Standard	Standard	Standard	Standard
Standard	Standard	Standard	Standard
Standard	Standard	Standard	Standard
N/A	Standard	N/A	Standard
Standard	Standard	N/A	Standard
Standard	Standard	Standard	Standard
Standard	Standard	N/A	Standard
Standard	Standard	Standard	Standard
Standard	Standard	Standard	Standard
2	2	0	2

	NP200 Petrol		
Model	1.6 8V Base	1.6 8V Base A/C	1.6 8V Base A/C+Safety Pack
COMFORT & CONVENIENCE continued			
Pre-wiring and grilles for front speakers	Standard	Standard	Standard
Large glove box	Standard	Standard	Standard
Storage compartment on dashboard (passenger side)	Standard	Standard	N/A
Cup holders	2	2	2
Storage in front door panel	Standard	Standard	Standard
TRIM & SEATING			
Height adjustable driver seat	N/A	N/A	N/A
Driver & passenger seats fold forward	Standard	Standard	Standard
Upholstery	Cloth & Vinyl	Cloth & Vinyl	Cloth & Vinyl
Silver door panels	N/A	N/A	N/A
EXTERIOR STYLING			
Side mirrors	Manual	Manual	Manual
Front fog lamps	N/A	N/A	N/A
Fixed rear quarter light	Standard	Standard	Standard
3rd stop light on rear window	Standard	Standard	Standard
Front and rear bumpers	Black	Black	Black
Rear step (in the rear bumper)	Standard	Standard	Standard
Over fenders - front and rear	N/A	N/A	N/A
Black door mouldings on doors & side panels	N/A	N/A	N/A
Side sill cover	N/A	N/A	N/A
Door mirrors	Black	Black	Black
WHEELS & TYRES			
Wheel size/type	15" Steel (bowl type)	15" Steel	15" Steel
Tyre size	185/65 x R15	185/65 x R15	185/65 x R15
Full size spare wheel under load bed	Standard	Standard	Standard
SERVICE & WARRANTY INFORMATION			
Service intervals	15 000 km	15 000 km	15 000 km
Service Plan	Optional	Optional	Optional
Warranty	6 year/150 000 km	6 year/150 000 km	6 year/150 000 km
Anti-corrosion Warranty	6 year/150 000 km	6 year/150 000 km	6 year/150 000 km

		NP200 Diesel	
1.6 16V Mid Dual Airbags	1.6 16V High	1.5dCi Base A/C+Safety Pack	1.5dCi High
Standard	Standard	Standard	Standard
Standard	Standard	Standard	Standard
N/A	N/A	N/A	N/A
2	2	2	2
Standard	Standard	Standard	Standard
TRIM & SEATING			
N/A	Standard	N/A	Standard
Standard	Standard	Standard	Standard
Cloth	Cloth	Cloth & Vinyl	Cloth
Standard	Standard	N/A	Standard
EXTERIOR STYLING			
Manual	Power	Manual	Power
N/A	Standard	N/A	Standard
Standard	Standard	Standard	Standard
Standard	Standard	Standard	Standard
Colour coded	Colour coded	Black	Colour coded
Standard	Standard	Standard	Standard
Standard	Standard	N/A	Standard
N/A	Standard	N/A	Standard
Standard	Standard	N/A	Standard
Black	Body colour	Black	Body colour
WHEELS & TYRES			
15" Steel	15" Alloy	15" Steel	15" Alloy
185/65 x R15	185/65 x R15	185/65 x R15	185/65 x R15
Standard	Standard	Standard	Standard
SERVICE & WARRANTY INFORMATION			
15 000 km	15 000 km	15 000 km	15 000 km
Optional	Optional	Optional	Optional
6 year/150 000 km	6 year/150 000 km	6 year/150 000 km	6 year/150 000 km
6 year/150 000 km	6 year/150 000 km	6 year/150 000 km	6 year/150 000 km

Optional equipment can result in an increase/decrease in the unladen weight and consequently affect the payload. Quoted payloads have been detremined to allow for factory or aftermarket solutions that are not accommodated in the standard delivery and service scope. The calculation of the actual payload of a vehicle is the difference between the gross vehicle mass and the curb mass and can only be determined by weighing the vehicle. Due to production/tyre sizes/type of running gear, the actual dimensions can differ slightly from the figures supplied in this brochure.



Nissan's commitment to the environment

Nissan's environmental philosophy embraces people, vehicles and nature. In the pursuit of a sustainable mobile society, the Nissan Green Program aims to reduce the environmental impact of Nissan vehicles at every stage of the vehicle life cycle, while corporate activities address environmental challenges.

Nissan's commitment to quality:

provide all customers with a consistently high level of quality, Nissan applies the standard worldwide, to ensure that all Nissan owners enjoy peace of mind for the lives of their vehicles. The approach is based on quality from the customer's perspective on three key elements: 1. The expectation of a smooth driving experience with complete peace of mind. 2. The intangible appeal of a vehicle, its power to captivate and excite, with features that capture attention and imagination. 3. The level of attentiveness and service during the sales process, and long after the sale is concluded.

LEGAL NOTICE

Every effort has been made to ensure that the content of this brochure is correct at the time of going to print (February 2017). This brochure has been produced featuring prototype or accessorised vehicles exhibited at motor shows and, in accordance with the company's policy of continuously improving its products, Nissan South Africa reserves the right to change the specification and the vehicles described and shown in this brochure at any time. Nissan Dealers will be informed of any such modifications as quickly as possible. Please check with your local Nissan Dealer to receive the most up-to-date information. Due to the limitations of the printing processes used, the colours shown in this brochure may differ slightly from the actual colours of the paint and interior trim materials used. All rights reserved. Reproduction in whole or part of this brochure without the written permission from Nissan is forbidden. Quoted fuel consumption and emission values have been established using the prescribed method of measurement (United Nations Economic Commission for Europe "ECE" Regulation R101 in the current version) as required under current legislation. This data does not pertain to the specific vehicle and does not comprise part of the offer, but is supplied for the purpose of comparison between the various types of vehicles, in accordance with 1999/94/EC. Driving behaviour/conditions and other non-technical factors contribute towards a vehicle's fuel consumption and CO₂ emissions over and above the determined fuel efficiency of a vehicle.

visit our website at: www.nissan.co.za

Phone us toll free on: 0800 NISSAN (647 726)

Follow Nissan on:



/NissanSouthAfrica



@Nissanza

AUGUST 2017
BR17E-U90ZA2