

# No-Glamour® Inferences

by Lauren Kanefsky

Skill	Ages
■ making inferences	■ 6 through 11
■ explaining inferences	<b>Grades</b>
■ citing evidence to support inferences	■ 1 through 6
Evidence-Based Practice	
<ul style="list-style-type: none"><li>■ Explicitly teaching and reinforcing inference-making leads to better outcomes in overall text comprehension, text engagement, and metacognitive thinking (Borné et al., 2005).</li><li>■ Students should cite the evidence they used to draw conclusions in order to make the implicit process [of making inferences] more explicit (Borné et al., 2005).</li><li>■ Students are expected to make inferences in authentic reading situations as well as on high-stakes standardized tests (McMackin et al., 2001).</li><li>■ Standardized tests require students to predict, draw conclusions, elaborate, explain, and make analogies (McMackin et al., 2001).</li></ul> <p>Additionally, Calkins (2001) suggested that by teaching children to interpret [via making inferences], we teach them how to seek meaning in what they read and how to make meaning in their lives.</p> <p><i>No-Glamour Inferences</i> incorporates these principles and is also based on expert professional practice.</p>	



LinguSystems, Inc.  
3100 4<sup>th</sup> Avenue  
East Moline, IL 61244

FAX: 800-577-4555  
Phone: 800-776-4332  
Email: [service@linguisystems.com](mailto:service@linguisystems.com)  
Web: [linguisystems.com](http://linguisystems.com)

Copyright © 2008 LinguSystems, Inc.

All of our products are copyrighted to protect the fine work of our authors. You may only copy the student materials as needed for your own use. Any other reproduction or distribution of the pages in this book is prohibited, including copying the entire book to use as another primary source or "master" copy.

Printed in the U.S.A.  
ISBN 978-0-7606-0793-0

## About the Author

---



**Lauren Kanefsky** M.S., CCC-SLP, received her bachelor's degree from George Washington University in 2001 and her master's degree in Speech-Language Pathology from Teacher's College–Columbia University, New York, in 2003. Lauren has spent the last five years working as a speech-language pathologist, providing clinical services in the public schools and in private practice. She is also involved in providing early intervention services for children under the age of three years.

Lauren currently resides in New Jersey with her husband, Matthew, and her son, Jonah. She enjoys traveling, reading, and spending time with her friends and family. *No-Glamour Inferences* is Lauren's second publication with LinguiSystems. She is also the author of *Inference Card Games*.

## Dedication

---

This book is dedicated to the two most important men in my life, my loving and supportive husband Matthew, and the most wonderful new addition to my family, my beautiful son Jonah.

## References

---

Borné, L., Cox, J., Hartgering, M., & Pratt, E. (2005). *Making inferences from text* [Overview].  
Dorchester, MA: Project for School Innovation.

Bowers, L., Huisingsh, R., & LoGiudice, C. (2005). *Test of Problem Solving 3–Elementary*. East Moline, IL: LinguiSystems.

Calkins, L.M. (2001). *The art of teaching reading*. Boston: Allyn & Bacon, Inc.

McMackin, M.C., & Newton, S.L. (2001). Investigating inferences: Constructing meaning from expository texts. *Reading Horizons*, 42(2), 118-137.

# Table of Contents

<b>Introduction</b> . . . . .	<b>5</b>	<b>Location Inferences</b> . . . . .	<b>145</b>
<b>Pre/Post Assessment</b> . . . . .	<b>6</b>	Location Riddles with Pictures . . . . .	145
<b>What Will Happen Next?</b> . . . . .	<b>11</b>	Location Riddles . . . . .	149
Cut and Paste Picture Sequences . . . . .	11	<b>Feelings Inferences</b> . . . . .	<b>162</b>
Tell What Will Happen . . . . .	23	How Do I Feel? . . . . .	162
<b>What's Missing?</b> . . . . .	<b>31</b>	Inferring From Pictures . . . . .	164
Find What's Missing - Objects . . . . .	31	How Do They Feel? . . . . .	166
Find What's Missing - People . . . . .	36	Matching Feelings with Situations . . . . .	167
<b>What Happened?</b> . . . . .	<b>41</b>	Match the Feeling . . . . .	173
Cut and Paste Picture Sequences . . . . .	41	<b>Making Predictions</b> . . . . .	<b>175</b>
Tell What Happened . . . . .	50	Making Predictions . . . . .	175
<b>Picture Scene Inferences</b> . . . . .	<b>58</b>	<b>Cause and Effect Inferences</b> . . . . .	<b>183</b>
Picture Absurdities . . . . .	58	Cause and Effect Inferences . . . . .	183
What Can You Infer? . . . . .	66	<b>How Would You Know?</b> . . . . .	<b>191</b>
<b>Object Inferences</b> . . . . .	<b>83</b>	How Would You Know? . . . . .	191
Animal Riddles . . . . .	83	<b>Inferring From Idioms</b> . . . . .	<b>194</b>
Transportation Riddles . . . . .	87	Animal Idioms . . . . .	194
Appliance Riddles . . . . .	91	Body Part Idioms . . . . .	197
Furniture Riddles . . . . .	93	Rephrasing Idioms . . . . .	200
Clothing Riddles . . . . .	95	<b>Inferring From Short Stories</b> . . . . .	<b>204</b>
Food Riddles . . . . .	97	Short Stories . . . . .	204
What Am I? . . . . .	103	<b>Answer Key</b> . . . . .	<b>214</b>
Object Riddles with Pictures . . . . .	109		
Object Riddles . . . . .	113		
<b>Agent Inferences</b> . . . . .	<b>123</b>		
What's My Job? . . . . .	123		
Guess My Occupation . . . . .	126		
Occupation Riddles with Pictures . . . . .	128		
Occupation Riddles . . . . .	132		





# Introduction



Inference is a fundamental process that envelopes much of our thinking. During our daily lives, we use inference to imply meaning, to guess, to suggest, or to suppose. Making inferences involves looking beyond what is explicitly stated in a picture, text, or message, and filling in the missing information.

The primary goal of *No-Glamour Inferences* is to help students improve their inference-making skills (predicting, problem solving, drawing conclusions) from the acquisition of knowledge through the evaluation of that knowledge.

In order to make an inference, a student must:

- Recognize and understand the available information.
- Find patterns and similarities within prior knowledge and experience.
- Use appropriate language and vocabulary skills to explain the inference.
- Use input from others to verify that the inference was correct (Bowers et al., 2005).

The ability to make inferences is an essential academic skill. Students who can't make logical inferences have difficulty answering math story problems, predicting information needed to comprehend text, and taking others' perspectives while reading. These students also have difficulty building peer relationships if they cannot interpret emotions, behavior, and social situations.

Administer the Pre/Post Assessment on pages 6-10 before presenting the activities. The assessment is arranged hierarchically by difficulty, as are the tasks in *No-Glamour Inferences*. Use clinical judgment to determine which assessment items are age-appropriate for your student and where to begin instruction.

Throughout this book, students are encouraged to draw conclusions and to explain how they came to their conclusions. This makes the implicit process of making inferences more explicit, an effective learning strategy. Use *No-Glamour Inferences* to teach students how to problem solve and recognize that solutions can be found, even when information is missing. The tasks in this book require students to identify and supply missing information, as well as predict and analyze outcomes. They will identify missing parts of objects, animals, or sequential events and processes. The particular types of inferences in this book include: object, agent, location, feelings, and cause and effect. More difficult tasks in this book target inferences in figurative language and short stories.

At the end of the book, you will find an answer key with suggested answers to the items on the activity pages. Student responses, however, will vary and it is up to you to determine the appropriateness of any particular response. There may be several acceptable responses for any given item, so encourage students to discuss why they gave a particular answer.

The activities in this book can be done one-on-one with a student or as group activities. Also use this book to help students:

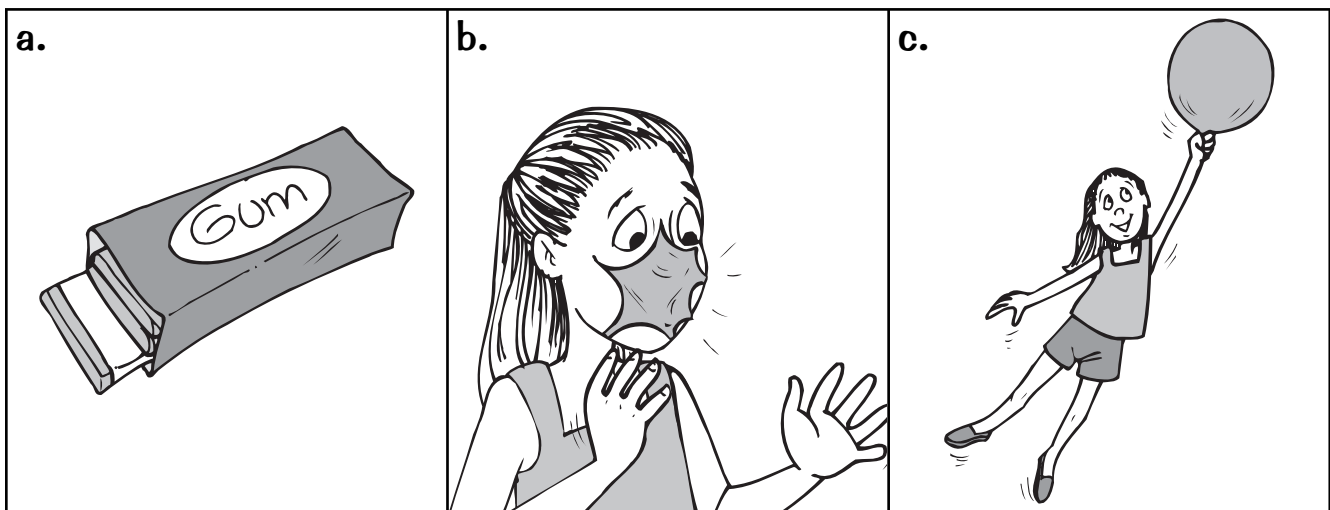
- Enhance oral reasoning skills.
- Analyze, interpret, understand, and express feelings and behaviors.
- Expand utterances in conversation.
- Increase vocabulary.
- Develop creative responses to interpretive questions.

I hope this book helps you teach inference skills in a way that is satisfying to you and enjoyable for your students.

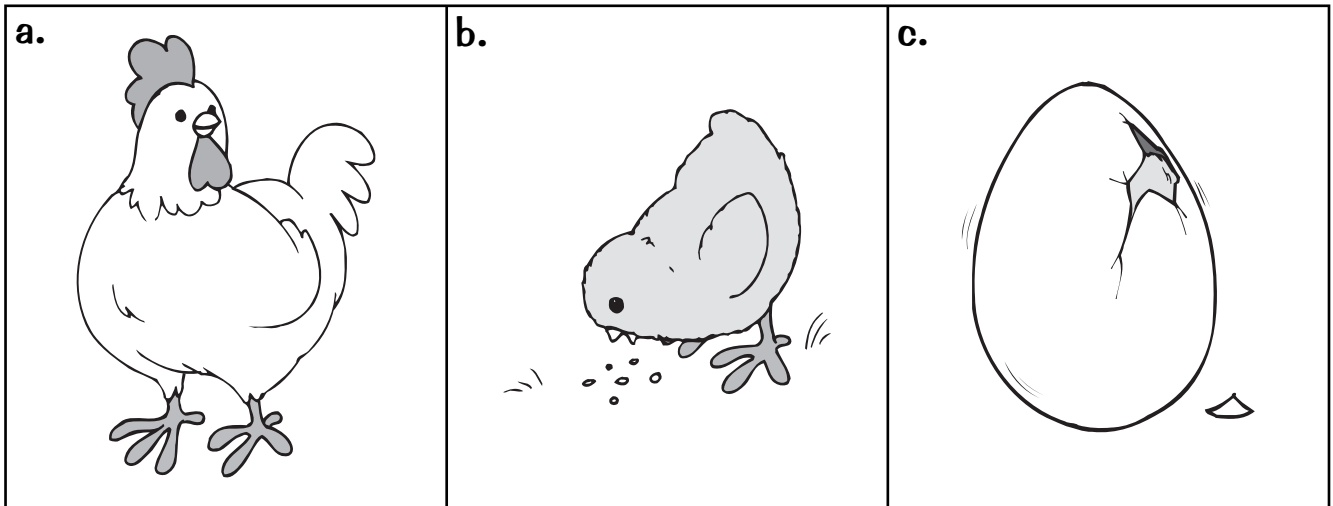

Lauren Kanefsky

# Pre/Post Assessment

1. Point to the picture at the bottom of the page that shows what will happen next.



2. Point to the picture at the bottom of the page that shows what happened between the first and last picture.



3. Look at the picture and answer the questions.



- Why does the painting have a ribbon on it?
- Who painted the picture?
- How do you think the girl feels?
- Who is the man in the picture?

## Pre/Post Assessment, *continued*

For items 4-10, read the clue(s) to the student and then ask the question.

4. I am a coin.  
I am silver.  
I am worth five cents.  
What am I?
  
5. Marcia held the stop sign and helped the school children walk across the street.  
What is Marcia's job?
  
6. The ride was long and boring, so Greg and his family played license-plate bingo.  
Where were Greg and his family?
  
7. Samantha looked out into the crowd. Her hands, legs, and voice trembled as she began her speech. How did Samantha feel?
  
8. Tyrone got into his pajamas, brushed his teeth, and set his alarm clock. Then he turned out the light. What did Tyrone do next?
  
9. The neighborhood children dressed in costumes and went trick-or-treating. Why?
  
10. Tanya has a cold. How would you know?

*continued on next page*

**11.** Read the sentence. Circle the answer that means the same as the underlined part.

I didn't have much time before practice, so I decided to take a cat nap.

- a. short nap
- b. long nap
- c. sudden nap

**12.** Read the story and answer the questions.

Sammy couldn't make a decision at the store. He wanted a dog, but his mom said that dogs are too much work. Sammy didn't like hamsters and he already had a fish that he had won at the carnival. "Okay, I've made my decision," Sammy told his mom. "I want that little orange one that's licking his paw. Now all we need is a litter box and some toys. I can't wait to tell all of my friends!"

- a. Where did this story take place?
- b. What kind of pet did Sammy decide to get?
- c. How did Sammy feel about his new pet?
- d. Why would it take more work to care for a dog than a fish?

# Cut & Paste Picture Sequences 1

Find the picture at the bottom of the page that shows what happened next in each numbered row. Cut and paste the correct picture in the last box of each row. Explain your answer.

1.

--	--	--

2.

--	--	--

Scissors icon above the first dashed box.

--	--	--



# Cut & Paste Picture Sequences 2

Find the picture at the bottom of the page that shows what happened next in each numbered row. Cut and paste the correct picture in the last box of each row. Explain your answer.

1.



2.








# Cut & Paste Picture Sequences 3

Find the picture at the bottom of the page that shows what happened next in each numbered row. Cut and paste the correct picture in the last box of each row. Explain your answer.



1.

		
---	--	---

2.

		
--	---	--


Scissors icon

		
---	--	---

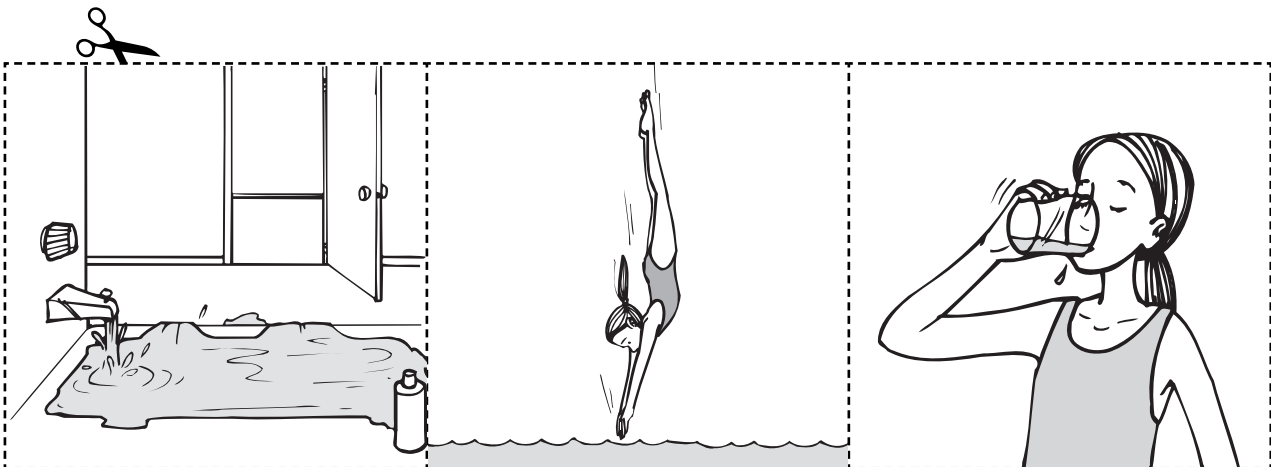

# Cut & Paste Picture Sequences 4

Find the picture at the bottom of the page that shows what happened next in each numbered row. Cut and paste the correct picture in the last box of each row. Explain your answer.

1.






2.






# Cut & Paste Picture Sequences 5

Find the picture at the bottom of the page that shows what happened next in each numbered row. Cut and paste the correct picture in the last box of each row. Explain your answer.




1.

		
---	---	---

2.

		
---	---	---


Scissors icon

		
---	---	---


# Cut & Paste Picture Sequences 6

Find the picture at the bottom of the page that shows what happened next in each numbered row. Cut and paste the correct picture in the last box of each row. Explain your answer.

1.






2.




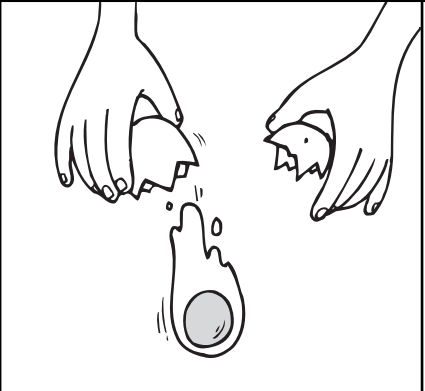

# Cut & Paste Picture Sequences 7

Find the picture at the bottom of the page that shows what happened next in each numbered row. Cut and paste the correct picture in the last box of each row. Explain your answer.


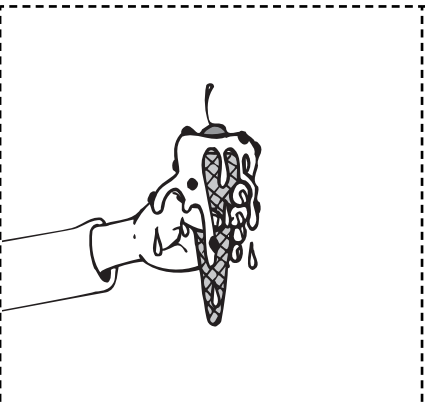

1.

		
---	--	---

2.

		
--	---	--


Scissors icon

		
---	--	---

# Cut & Paste Picture Sequences 8

Find the picture at the bottom of the page that shows what happened next in each numbered row. Cut and paste the correct picture in the last box of each row. Explain your answer.

1.






2.






# Cut & Paste Picture Sequences 9

Find the picture at the bottom of the page that shows what happened next in each numbered row. Cut and paste the correct picture in the last box of each row. Explain your answer.




1.

		
---	--	---

2.

		
--	---	--

Scissors icon

		
---	--	---


# Cut & Paste Picture Sequences 10

Find the picture at the bottom of the page that shows what happened next in each numbered row. Cut and paste the correct picture in the last box of each row. Explain your answer.

1.



2.








# Cut & Paste Picture Sequences 11

Find the picture at the bottom of the page that shows what happened next in each numbered row. Cut and paste the correct picture in the last box of each row. Explain your answer.

1.



2.




# Cut & Paste Picture Sequences 12

Find the picture at the bottom of the page that shows what happened next in each numbered row. Cut and paste the correct picture in the last box of each row. Explain your answer.

1.



2.



# Tell What Will Happen 1



Tell what you think will happen next and why.

1.

--	--	--

2.

--	--	--

3.




--	--	--

# Tell What Will Happen 2






Tell what you think will happen next and why.




1.



2.






3.



# Tell What Will Happen 3

Tell what you think will happen next and why.




1.

		
---	--	---

2.

		
--	---	--

3.

		
---	--	---


# Tell What Will Happen 4

Tell what you think will happen next and why.


1.



2.






3.






# Tell What Will Happen 5

Tell what you think will happen next and why.




1.

		
---	--	---

2.

		
--	---	--



3.

		
---	--	---



# Tell What Will Happen 6

Tell what you think will happen next and why.


1.



2.



3.

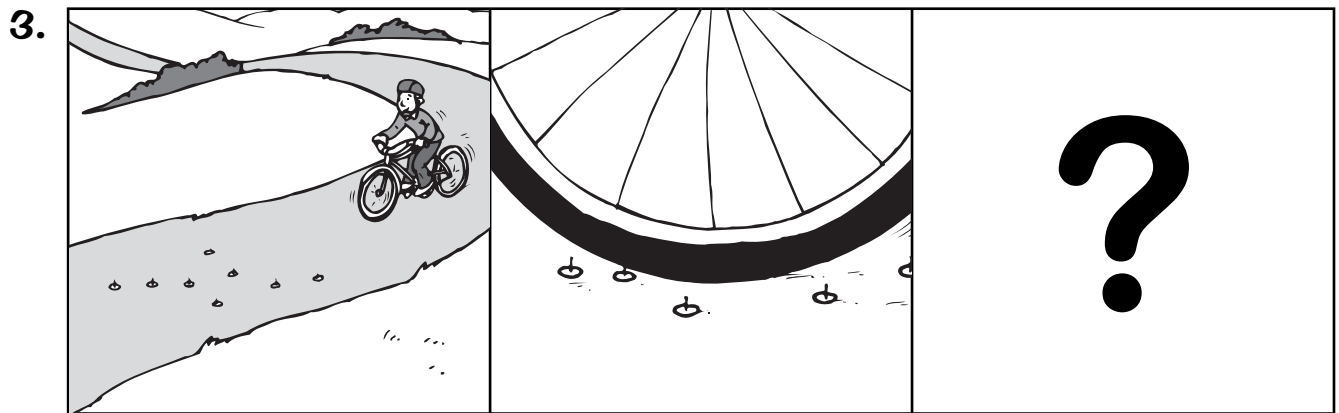





# Tell What Will Happen 7



Tell what you think will happen next and why.




# Tell What Will Happen 8



Tell what you think will happen next and why.


1.



2.




3.




# Find What's Missing – Objects 1

Find what is missing in each picture. Explain why the missing item(s) is important.


1.



2.



3.




# Find What's Missing – Objects 2



Find what is missing in each picture. Explain why the missing item(s) is important.

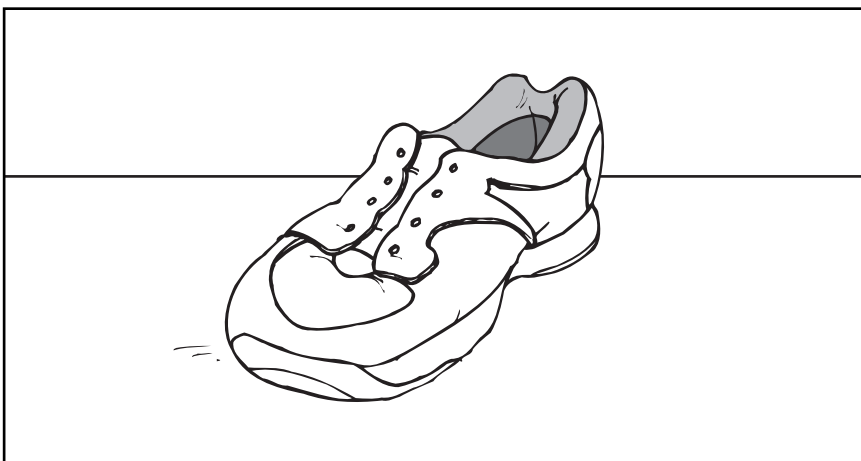
1.



2.




3.



# Find What's Missing – Objects 3

Find what is missing in each picture. Explain why the missing item(s) is important.

1.



2.




3.




# Find What's Missing – Objects 4

Find what is missing in each picture. Explain why the missing item(s) is important.


1.



2.




3.




# Find What's Missing – Objects 5

Find what is missing in each picture. Explain why the missing item(s) is important.


1.



2.



3.




Name \_\_\_\_\_

# Find What's Missing – People 1




Find what is missing in each picture. Explain why the missing item(s) is important.

1.



2.



3.




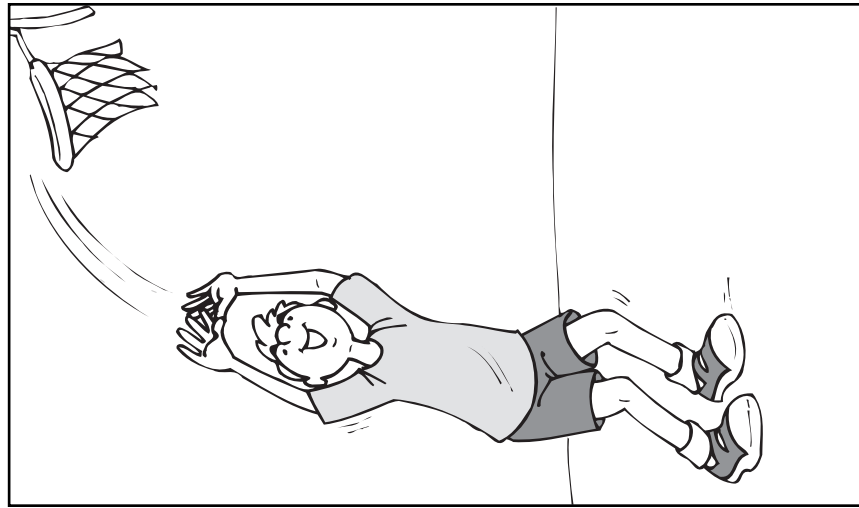
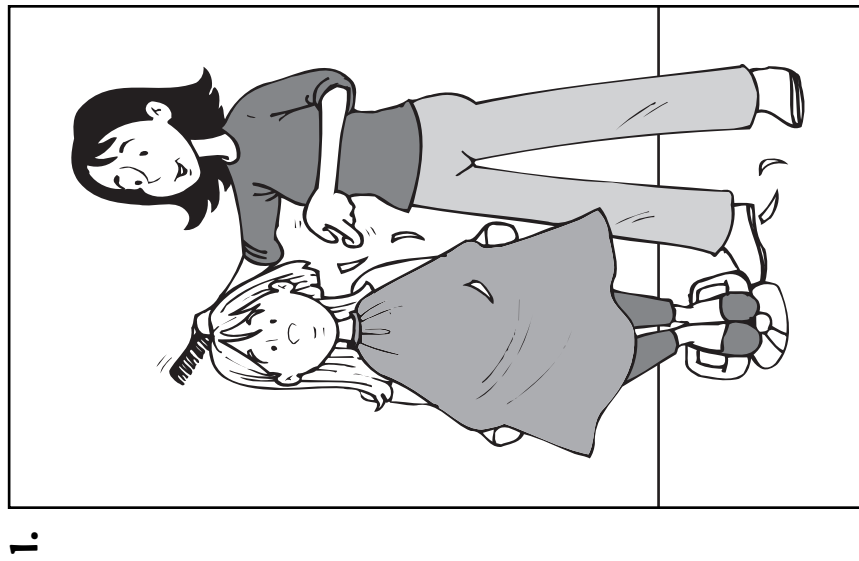


Name \_\_\_\_\_

## Find What's Missing – People 2



Find what is missing in each picture. Explain why the missing item(s) is important.



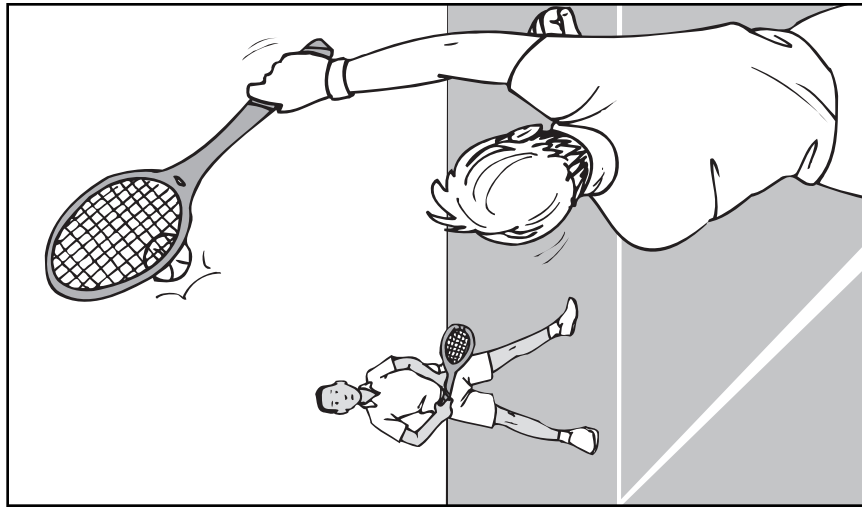
Name \_\_\_\_\_

# Find What's Missing – People 3

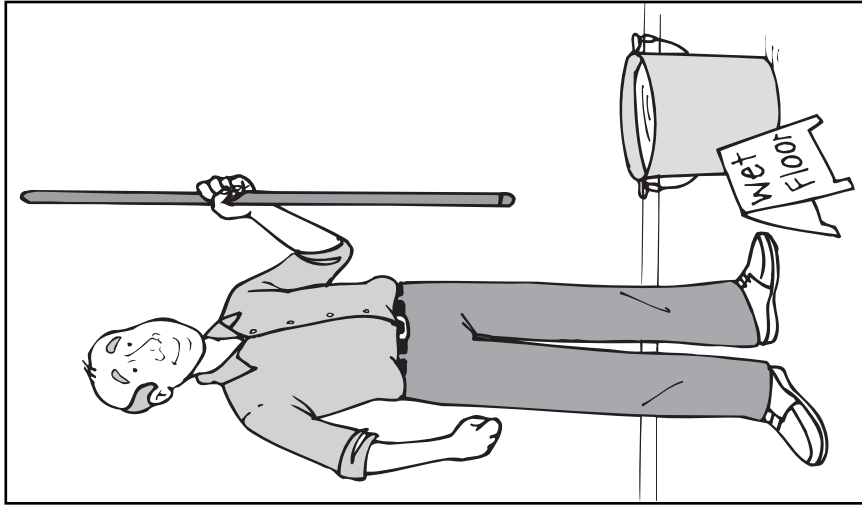


Find what is missing in each picture. Explain why the missing item(s) is important.


1.



2.



3.




Name \_\_\_\_\_


# Find What's Missing – People 4



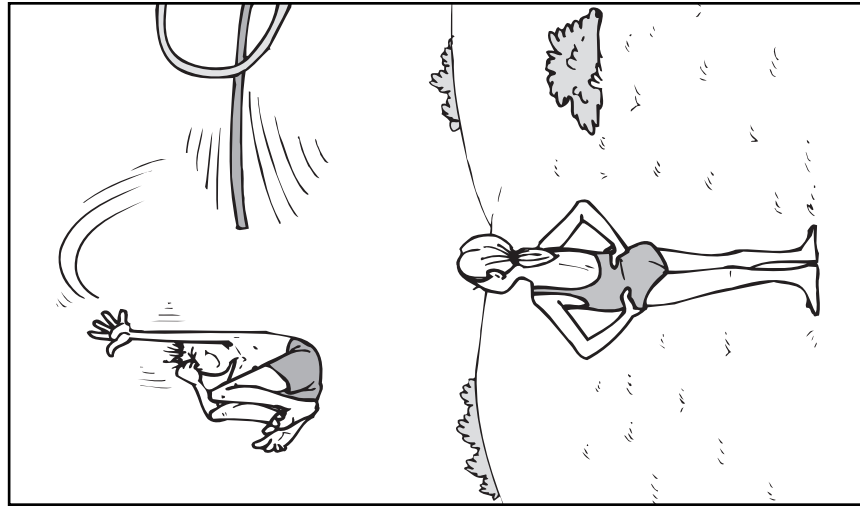
Find what is missing in each picture. Explain why the missing item(s) is important.



1.



2.



3.


Name \_\_\_\_\_

## Find What's Missing – People 5




Find what is missing in each picture. Explain why the missing item(s) is important.

1.



2.




3.




# Cut & Paste Picture Sequences 1

Find the picture at the bottom of the page that shows what happened in each numbered row. Cut and paste the correct picture in the middle box of each row. Explain your answer.

1.






2.








# Cut & Paste Picture Sequences 2

Find the picture at the bottom of the page that shows what happened in each numbered row. Cut and paste the correct picture in the middle box of each row. Explain your answer.

1.






2.






# Cut & Paste Picture Sequences 3

Find the picture at the bottom of the page that shows what happened in each numbered row. Cut and paste the correct picture in the middle box of each row. Explain your answer.

1.

		
---	---	---

2.

		
--	---	--



✂

		
---	--	---






# Cut & Paste Picture Sequences 4

Find the picture at the bottom of the page that shows what happened in each numbered row. Cut and paste the correct picture in the middle box of each row. Explain your answer.

1.



2.







# Cut & Paste Picture Sequences 5

Find the picture at the bottom of the page that shows what happened in each numbered row. Cut and paste the correct picture in the middle box of each row. Explain your answer.

1.





2.








# Cut & Paste Picture Sequences 6

Find the picture at the bottom of the page that shows what happened in each numbered row. Cut and paste the correct picture in the middle box of each row. Explain your answer.

1.



2.



# Cut & Paste Picture Sequences 7

Find the picture at the bottom of the page that shows what happened in each numbered row. Cut and paste the correct picture in the middle box of each row. Explain your answer.

1.

--	--	--

2.



--	--	--




# Cut & Paste Picture Sequences 8

Find the picture at the bottom of the page that shows what happened in each numbered row. Cut and paste the correct picture in the middle box of each row. Explain your answer.

1.



2.



# Cut & Paste Picture Sequences 9


Find the picture at the bottom of the page that shows what happened in each numbered row. Cut and paste the correct picture in the middle box of each row. Explain your answer.

1.

--	--	--

2.


--	--	--




# Tell What Happened 1

Tell what happened between the first and last parts. Explain how you figured it out.


1.



2.






3.



# Tell What Happened 2


Tell what happened between the first and last parts. Explain how you figured it out.





# Tell What Happened 3

Tell what happened between the first and last parts. Explain how you figured it out.



1.



2.






3.








# Tell What Happened 4

Tell what happened between the first and last parts. Explain how you figured it out.



# Tell What Happened 5




Tell what happened between the first and last parts. Explain how you figured it out.



# Tell What Happened 6






Tell what happened between the first and last parts. Explain how you figured it out.



# Tell What Happened 7




Tell what happened between the first and last parts. Explain how you figured it out.






# Tell What Happened 8

Tell what happened between the first and last parts. Explain how you figured it out.




1.

		
---	--	---

2.

		
--	---	--

3.

		
---	--	---

# Picture Absurdities 1

This no ordinary day at the beach! Look at this picture and explain what is wrong.


## Beach



## Picture Absurdities 2

It's no walk in the park to find all the problems here. Look at this picture and explain what is wrong.


### Park



# Picture Absurdities 3

Think twice before ordering in this restaurant! Look at this picture and explain what is wrong.

## Restaurant





# Picture Absurdities 4

School is in session. Look at this picture and explain what is wrong.

## Classroom



# Picture Absurdities 5

This is some funny farm! Look at this picture and explain what is wrong.


## Farm



# Picture Absurdities 6

It sure is a zoo in here. Look at this picture and explain what is wrong.

## Zoo



# Picture Absurdities 7

You might find it hard to relax here. Look at this picture and explain what is wrong.


## Family Room



# Picture Absurdities 8

Knock one out of the park by finding all the problems here. Look at this picture and explain what is wrong.

## Baseball Game



# What Can You Infer? 1

Look at the picture and answer the questions.




1. What is being celebrated?
2. Why do you think the girl is happy?
3. How old is the girl in the picture? How do you know?
4. What might happen next?



## What Can You Infer? 2

Look at the picture and answer the questions.



1. Where are the children?
2. What do you think the teacher is handing out?
3. How do the two children feel? Why do you think they feel that way?
4. What do you think the teacher might say to the child who looks happy? To the child who looks sad?

# What Can You Infer? 3



Look at the picture and answer the questions.



1. Why are the children wearing costumes?
2. Why do the children look excited?
3. How did they get all of the treats?
4. What do you think they'll do next?



# What Can You Infer? 4

Look at the picture and answer the questions.



1. What was the boy doing right before this?
2. What caused the window to break?
3. How does the boy feel?
4. What do you think will happen next?

# What Can You Infer? 5

Look at the picture and answer the questions.



1. What were the kids doing right before this? How do you know?
2. Why are the kids out of the pool? How do you know?
3. Who told the kids to get out of the pool?
4. What will happen next?

# What Can You Infer? 6



Look at the picture and answer the questions.



1. Where is the girl?
2. How does the girl feel? How can you tell?
3. Why does she have a washcloth on her head?
4. What do you think she will do to get better?

# What Can You Infer? 7

Look at the picture and answer the questions.



1. Why is the boy crying?
2. What do you think the boy's mom is saying?
3. What do you think the boy will say to his mom?
4. What do you think will happen next?

# What Can You Infer? 8

Look at the picture and answer the questions.




1. What is all over the floor? How did it get there?
2. What was the dog doing before he ran into the kitchen?
3. How will the dog's owner feel when he sees the floor?
4. What will the dog's owner do next?

# What Can You Infer? 9



Look at the picture and answer the questions.




1. What happened the night before or earlier in the day?
2. How will the car's owner get the car out of the snow?
3. What season will follow the one shown in the picture?
4. When will all the snow disappear/melt?

# What Can You Infer? 10




Look at the picture and answer the questions.



1. What is happening in this picture? Why?
2. Where is the owner of the parked car?
3. What will happen next?
4. Why can't cars park in certain places?

# What Can You Infer? 11

Look at the picture and answer the questions.



1. What was the boy doing right before this?
2. What happened?
3. Why didn't the boy hurt his head?
4. What will the boy do next?



# What Can You Infer? 12

Look at the picture and answer the questions.



1. What kind of sandwich do you think the boy and girl were making?
2. Why are they pointing at each other?
3. How do you think the food got everywhere?
4. How does the mom feel?

# What Can You Infer? 13

Look at the picture and answer the questions.




1. Where is the girl?
2. Why is she putting ice on her elbow?
3. What do you think the girl was doing right before this?
4. What might happen next?

# What Can You Infer? 14



Look at the picture and answer the questions.



1. Where had the boy just been?
2. What happened to the boy?
3. What happened when the boy was inside?
4. What might happen next?

# What Can You Infer? 15


Look at the picture and answer the questions.



1. Where are the people? How can you tell?
2. How do the people on the left feel? How do the people on the right feel? How do you know?
3. Why do some people have their hands in the air?
4. What might the people do next?

# What Can You Infer? 16

Look at the picture and answer the questions.



1. Do you think the house in the middle is occupied or empty?
2. How do you think the neighbors feel about the middle house?
3. Do you think the middle house is ready for a family to move in? Why?
4. Why do the houses and yards around the middle house look nice?

# What Can You Infer? 17

Look at the picture and answer the questions.



1. Who are the children dressed as?
2. Why are they dressed up?
3. What holiday are they celebrating?
4. In what season would this picture be taken?

# Animal Riddles 1



Teacher's Note: Copy page 84 for the student. Say, "Listen to these riddles and use the pictures to help you solve them. Write the number next to the picture I describe." Read the clues to the student one at a time. Elicit as many appropriate responses as possible with each clue. Encourage the student to combine the information, make a judgment, and identify the picture.


1. I eat grass.  
I have hooves.  
People sit in my saddle.  
(horse)
2. I eat grass.  
I give milk.  
My babies are called calves.  
(cow)
3. I have feathers and a beak.  
I am a good swimmer.  
I quack.  
(duck)
4. I am black or white.  
I move in a flock.  
People use my wool.  
(sheep)
5. I have feathers and a beak.  
I wake people up when I crow.  
I say "Cock-a-doodle-do."  
(rooster)
6. I have a curly tail.  
I live and play in the mud.  
I say "Oink."  
(pig)
7. I eat grass.  
I give milk.  
My babies are called kids.  
(goat)
8. I have feathers and a beak.  
I lay eggs.  
I sometimes live in a coop.  
(hen)

Name \_\_\_\_\_

# Animal Riddles 1, *continued*



Listen carefully and use these pictures to help solve the riddles.





## Animal Riddles 2



Teacher's Note: Copy page 86 for the student. Say, "Listen to these riddles and use the pictures to help you solve them. Write the number next to the picture I describe." Read the clues to the student one at a time. Elicit as many appropriate responses as possible with each clue. Encourage the student to combine the information, make a judgment, and identify the picture.





1. I live in the forest or desert.  
I am a large animal.  
I have tusks and a trunk.  
*(elephant)*
2. I live in the woods.  
I run fast.  
I have a white tail and antlers.  
*(deer/buck)*
3. I am a large animal.  
I love to swim.  
I have a blowhole.  
*(whale)*
4. I am a big cat.  
I run fast and am very strong.  
I have stripes.  
*(tiger)*
5. I live in the trees.  
I use my tail to swing on vines and branches.  
I like to eat bananas.  
*(monkey)*
6. I run fast.  
I have stripes.  
I look like a horse.  
*(zebra)*
7. I am a big cat.  
I have a mane around my face.  
I am known as king of the jungle.  
*(lion)*
8. I eat leaves off high tree branches.  
I have spots.  
I am the tallest animal at the zoo.  
*(giraffe)*

Name \_\_\_\_\_

## Animal Riddles 2, *continued*



Listen carefully and use these pictures to help solve the riddles.



# Transportation Riddles 1

Teacher's Note: Copy page 88 for the student. Say, "Listen to these riddles and use the pictures to help you solve them. Write the number next to the picture I describe." Read the clues to the student one at a time. Elicit as many appropriate responses as possible with each clue. Encourage the student to combine the information, make a judgment, and identify the picture.

1. I move through the water.  
I am long and thin.  
You need a paddle to move me.  
(*canoe*)

5. I have two wheels.  
I have handlebars.  
I have an engine.  
(*motorcycle*)

2. I move through the water.  
I am very big.  
I travel underwater.  
(*submarine*)

6. I have an engine.  
There's a sign on my roof.  
You pay a fare to ride me.  
(*taxi*)

3. I have two wheels.  
I have handlebars.  
I have pedals.  
(*bicycle*)

7. I have an engine.  
I travel on tracks.  
I have a caboose.  
(*train*)

4. I am long.  
I am usually yellow.  
Many children ride me.  
(*school bus*)





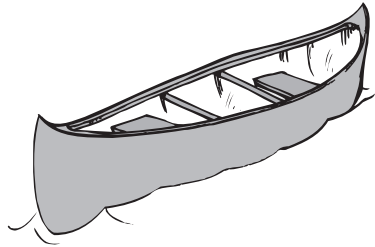
8. I have many windows.  
Many people ride me.  
I travel underground and make  
many stops.  
(*subway*)

Name \_\_\_\_\_

# Transportation Riddles 1, *continued*



Listen carefully and use these pictures to help solve the riddles.



# Transportation Riddles 2

Teacher's Note: Copy page 90 for the student. Say, "Listen to these riddles and use the pictures to help you solve them. Write the number next to the picture I describe." Read the clues to the student one at a time. Elicit as many appropriate responses as possible with each clue. Encourage the student to combine the information, make a judgment, and identify the picture.

1. You find me on construction sites.  
I have a long, wide blade.  
I push around dirt.  
(*bulldozer*)
2. I have bright, flashing lights and  
a siren.  
People use me in emergencies.  
I pull over people who speed.  
(*police car*)
3. I have bright, flashing lights.  
I have a hook and crane.  
You call me if your car breaks down.  
(*tow truck*)
4. You can see me in the city.  
I have many windows.  
You pay a fare to ride me.  
(*city bus*)
5. I have bright, flashing lights and  
a siren.  
People use me in emergencies.  
I put out fires with hoses.  
(*fire engine*)
6. I have bright, flashing lights and  
a siren.  
People use me in emergencies.  
I carry sick people to the hospital.  
(*ambulance*)
7. I am a big truck.  
I have many wheels.  
I carry supplies and goods over  
long distances.  
(*semi-trailer/semi-truck*)
8. I am a big truck.  
I can tilt to dump things.  
I pick up trash.  
(*garbage truck*)

Name \_\_\_\_\_


# Transportation Riddles 2, *continued*




Listen carefully and use these pictures to help solve the riddles.



\_\_\_\_\_



\_\_\_\_\_




\_\_\_\_\_




\_\_\_\_\_




\_\_\_\_\_



\_\_\_\_\_



\_\_\_\_\_



\_\_\_\_\_

# Appliance Riddles

Teacher's Note: Copy page 92 for the student. Say, "Listen to these riddles and use the pictures to help you solve them. Write the number next to the picture I describe." Read the clues to the student one at a time. Elicit as many appropriate responses as possible with each clue. Encourage the student to combine the information, make a judgment, and identify the picture.

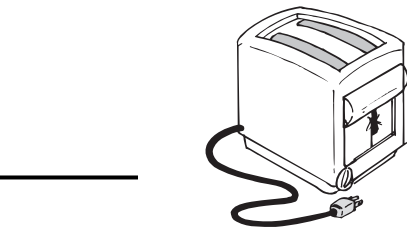


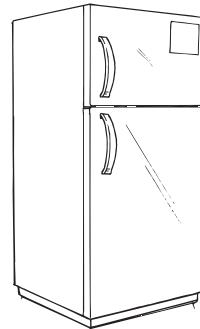
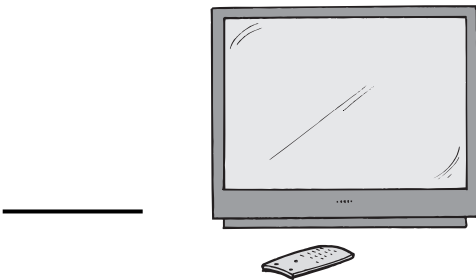


1. I run on electricity.  
I get very hot.  
I turn your bread into toast.  
(*toaster*)
2. I run on electricity.  
I turn on and off.  
You watch programs and movies  
on me.  
(*television*)
3. I run on gas or electricity.  
I get very hot.  
You cook food on me.  
(*stove*)
4. I run on electricity.  
You put soap in me.  
I clean your clothes.  
(*washer*)
5. I run on electricity.  
I have two doors.  
I keep food cold.  
(*refrigerator*)
6. I run on electricity.  
I have a window.  
I cook food quickly.  
(*microwave*)
7. I have a door.  
I get very hot.  
You bake food in me.  
(*oven*)
8. I run on electricity.  
I get very hot.  
I take wrinkles out of clothes.  
(*iron*)

Name \_\_\_\_\_

# Appliance Riddles, *continued*



Listen carefully and use these pictures to help solve the riddles.





# Furniture Riddles




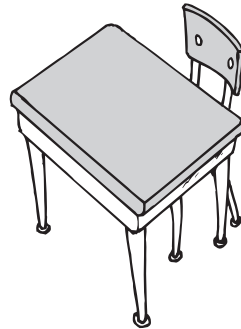


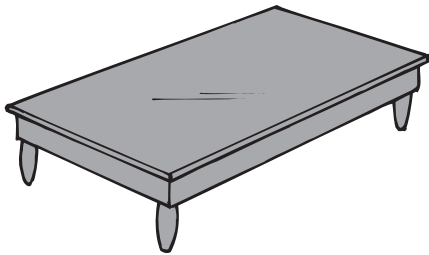

Teacher's Note: Copy page 94 for the student. Say, "Listen to these riddles and use the pictures to help you solve them. Write the number next to the picture I describe." Read the clues to the student one at a time. Elicit as many appropriate responses as possible with each clue. Encourage the student to combine the information, make a judgment, and identify the picture.

1. You can find me in a bedroom.  
I can be different sizes.  
You sleep on me.  
(*bed*)
2. I can be made of wood.  
You sit at me.  
You use me to study or write.  
(*desk*)
3. I can be made of wood.  
You put a lamp on me.  
I am found beside a bed.  
(*nightstand*)
4. You can find me in the family room.  
People keep magazines on me.  
I have very short legs.  
(*coffee table*)
5. I have four legs.  
I have a seat.  
Only one person can sit on me.  
(*chair*)
6. I usually have four legs.  
I can have chairs around me.  
People eat on me.  
(*table*)
7. I have soft cushions.  
I have arm rests.  
More than one person can sit on me.  
(*sofa*)
8. I can be made of wood.  
I have drawers.  
You keep your clothes in me.  
(*dresser*)

Name \_\_\_\_\_

# Furniture Riddles, *continued*

Listen carefully and use these pictures to help solve the riddles.



# Clothing Riddles

Teacher's Note: Copy page 96 for the student. Say, "Listen to these riddles and use the pictures to help you solve them. Write the number next to the picture I describe." Read the clues to the student one at a time. Elicit as many appropriate responses as possible with each clue. Encourage the student to combine the information, make a judgment, and identify the picture.

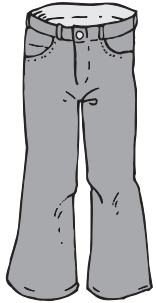
1. You wear me in the winter.  
You wear me for protection.  
I keep your feet warm and dry.  
(*snow boots*)
2. I have pockets.  
I am made of denim.  
I have a zipper.  
(*jeans*)
3. I have sleeves.  
I have buttons.  
I have one pocket and a collar.  
(*shirt*)
4. I am formal clothing.  
I have two pieces.  
I am worn with a tie.  
(*suit*)
5. People wear me in the summer.  
I can be one or two pieces.  
Girls wear me to swim.  
(*bathing suit*)
6. I am often made of leather.  
I have a buckle.  
I keep your pants up.  
(*belt*)
7. I cover the top part of your body.  
I can be made of wool.  
I keep you very warm.  
(*sweater*)
8. I am made of rubber or plastic.  
You wear me over your clothes.  
I keep you dry.  
(*raincoat*)

Name \_\_\_\_\_


# Clothing Riddles, *continued*



Listen carefully and use these pictures to help solve the riddles.




\_\_\_\_\_



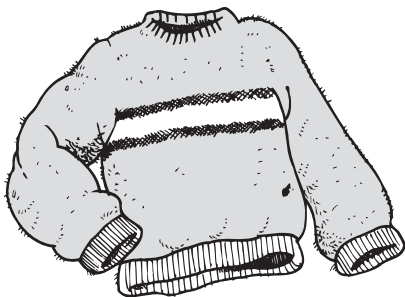
\_\_\_\_\_



\_\_\_\_\_



\_\_\_\_\_



\_\_\_\_\_



\_\_\_\_\_



\_\_\_\_\_



\_\_\_\_\_

# Food Riddles 1

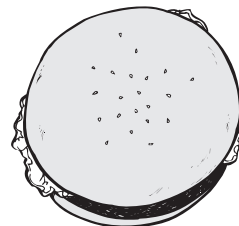


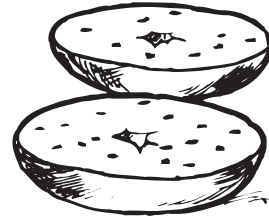
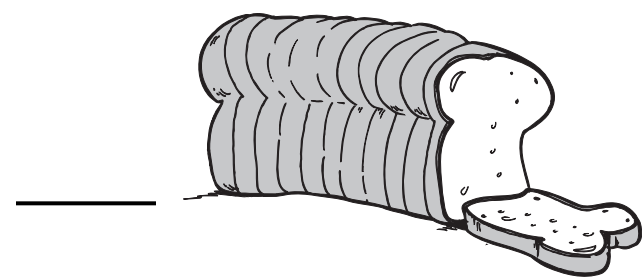
Teacher's Note: Copy page 98 for the student. Say, "Listen to these riddles and use the pictures to help you solve them. Write the number next to the picture I describe." Read the clues to the student one at a time. Elicit as many appropriate responses as possible with each clue. Encourage the student to combine the information, make a judgment, and identify the picture.

1. You eat me with a fork.  
You pour sauce on me.  
I am long and thin.  
(*spaghetti*)
2. I can be toasted.  
I am round.  
I have a hole in the middle.  
(*bagel*)
3. I am round and flat.  
I come in a stack.  
You pour syrup on me.  
(*pancakes*)
4. I can be sliced.  
I am made from flour.  
I help make a great sandwich.  
(*bread*)
5. I can be baked or fried.  
I have white and dark meat.  
I have a drumstick and a wing.  
(*chicken/turkey*)
6. I am on a bun.  
You might eat me at a baseball game.  
I am round.  
(*hamburger*)
7. I am on a bun.  
You might eat me at a baseball game.  
I am long.  
(*hot dog*)
8. I come in many flavors.  
I am made of milk.  
You eat me with a spoon.  
(*ice cream/yogurt*)

Name \_\_\_\_\_

# Food Riddles 1, *continued*

Listen carefully and use these pictures to help solve the riddles.



## Food Riddles 2



Teacher's Note: Copy page 100 for the student. Say, "Listen to these riddles and use the pictures to help you solve them. Write the number next to the picture I describe." Read the clues to the student one at a time. Elicit as many appropriate responses as possible with each clue. Encourage the student to combine the information, make a judgment, and identify the picture.

1. I grow on trees.  
I have seeds.  
I taste sour.  
(*lemon*)

5. I am yellow.  
I am soft and mushy inside.  
I have a slippery peel.  
(*banana*)

2. I come in a bunch.  
I grow on a vine.  
I can be purple or green.  
(*grapes*)

6. I am red.  
You eat my seeds.  
I am the shape of a heart.  
(*strawberry*)

3. I am red inside.  
I have black seeds.  
I am big.  
(*watermelon*)

7. My fruit has sections.  
I have a peel.  
My color is my name.  
(*orange*)

4. I grow on a tree.  
I can be many different colors.  
I am crunchy.  
(*apple*)

8. I am juicy.  
I am yellow on the inside.  
I am prickly on the outside.  
(*pineapple*)


Name \_\_\_\_\_

# Food Riddles 2, *continued*

Listen carefully and use these pictures to help solve the riddles.



\_\_\_\_\_



\_\_\_\_\_




\_\_\_\_\_



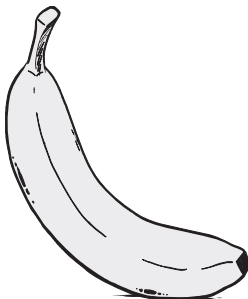
\_\_\_\_\_




\_\_\_\_\_



\_\_\_\_\_



\_\_\_\_\_



\_\_\_\_\_



## Food Riddles 3



Teacher's Note: Copy page 102 for the student. Say, "Listen to these riddles and use the pictures to help you solve them. Write the number next to the picture I describe." Read the clues to the student one at a time. Elicit as many appropriate responses as possible with each clue. Encourage the student to combine the information, make a judgment, and identify the picture.

1. I grow underground.  
I am brown, white, or red.  
I can be baked, mashed, or fried.  
(*potato*)

2. I grow underground.  
Rabbits love to eat me.  
I am orange.  
(*carrot*)

3. I am long and thin.  
I am green.  
I have curved stalks.  
(*celery*)

4. I am green.  
My skin is bumpy.  
People make pickles out of me.  
(*cucumber*)

5. I am green.  
I have a thick stem that you can eat.  
I look like a tree.  
(*broccoli*)

6. I am yellow.  
I grow on a cob.  
I have kernels.  
(*corn*)




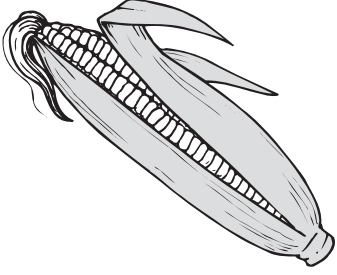

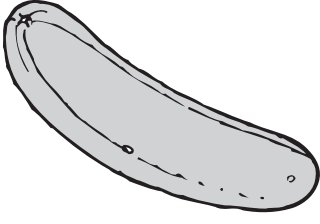
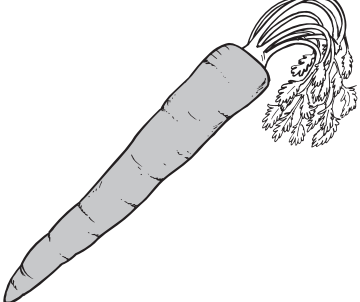

7. I grow on a vine or a bush.  
I am red.  
People use me to make ketchup.  
(*tomato*)

8. I grow in a patch.  
I look like a brain.  
I am white.  
(*cauliflower*)

Name \_\_\_\_\_

# Food Riddles 3, *continued*

Listen carefully and use these pictures to help solve the riddles.

_____			_____
_____			_____
_____			_____
_____			_____

# What Am I? 1



Read the clues to the student one at a time. Elicit as many appropriate responses as possible as you read each clue. Encourage the student to combine the information and make a judgment. Once the answer to the riddle is known, challenge the student by asking the extension question.

1. I am made of wood or fabric.  
I am something to sit on.  
You push me under a table.  
*(chair)*  
*Why can't it be a sofa?*
2. I am made of plastic.  
People use me to keep their hair neat.  
I have teeth.  
*(comb)*  
*Why can't it be a brush?*
3. I am made of metal.  
I am sharp.  
People use me to cut paper.  
*(scissors)*  
*Why can't it be a knife?*
4. I keep people dry.  
I open and close.  
People use me in the rain.  
*(umbrella)*  
*Why can't it be a blanket?*
5. You find me in a cabinet.  
I can break if you drop me.  
You pour liquid in me.  
*(glass/mug)*  
*Why can't it be a plate?*
6. I am very far away.  
You see me during the day.  
I warm the Earth.  
*(sun)*  
*Why can't it be the moon?*
7. I crawl on plants and trees.  
Sometimes I have bright colors.  
I will turn into a butterfly someday.  
*(caterpillar)*  
*Why can't it be a beetle?*
8. I taste sweet.  
I am sticky.  
Bees make me.  
*(honey)*  
*Why can't it be chocolate?*
9. I have numbers.  
I hang on the wall.  
I tell time in hours, minutes, and seconds.  
*(clock)*  
*Why can't it be a calendar?*
10. I have an engine.  
I can be seen in the sky.  
I carry passengers.  
*(airplane/helicopter)*  
*Why can't it be a bus?*

# What Am I? 2

Read the clues to the student one at a time. Elicit as many appropriate responses as possible as you read each clue. Encourage the student to combine the information and make a judgment. Once the answer to the riddle is known, challenge the student by asking the extension question.

1. I am made of metal or plastic.  
You can find me on clothing.  
I can go up and down.  
(*zipper*)  
*Why can't it be a button?*
2. I am made of rubber.  
I can be filled with helium.  
I can be popped.  
(*balloon*)  
*Why can't it be bubble gum?*
3. You can sharpen me.  
You write with me.  
I have lead and an eraser.  
(*pencil*)  
*Why can't it be a pen?*
4. I come in a bar or liquid form.  
I make bubbles and suds.  
You use me to keep your body clean.  
(*soap*)  
*Why can't it be dish soap?*
5. I am in your bathroom cabinet/drawer.  
I stick on your skin.  
I protect a sore while it heals.  
(*Band-Aid*)  
*Why can't it be a Q-tip?*
6. I am an appliance.  
I am in your kitchen.  
I keep food cold.  
(*refrigerator*)  
*Why can't it be a stove?*
7. I break easily.  
I have a shell.  
I have a yolk.  
(*egg*)  
*Why can't it be a peanut?*
8. I am a vehicle.  
I do not have a motor.  
I have two wheels, pedals, and handlebars.  
(*bicycle*)  
*Why can't it be a motorcycle?*
9. I get very hot.  
I give off steam.  
People use me to press clothes.  
(*iron*)  
*Why can't it be a dryer?*
10. I come in a bottle or tube.  
I am white and sticky.  
I am used to hold things together.  
(*glue*)  
*Why can't it be tape?*

# What Am I? 3

Read the clues to the student one at a time. Elicit as many appropriate responses as possible as you read each clue. Encourage the student to combine the information and make a judgment. Once the answer to the riddle is known, challenge the student by asking the extension question.

1. I have a long string.  
I go up and down.  
I am a toy.  
(yo-yo)

*Why can't it be a balloon?*

2. I am made of metal.  
People use me to unlock doors.  
People use me to start cars.  
(key)

*Why can't it be a doorknob?*

3. I have a peel.  
I am long and yellow.  
I am a fruit.  
(banana)

*Why can't it be an orange?*

4. I am a peice of jewelry.  
You do not wear me on your neck.  
You wear me on your finger.  
(ring)

*Why can't it be a necklace?*

5. When I get hot, I melt.  
I am made of wax.  
I have a wick.  
(candle)

*Why can't it be ice cream?*

6. Some people wear me on their faces.  
I have a frame and lenses.  
People need me to see better.  
(glasses)

*Why can't it be contact lenses?*

7. I am a piece of clothing.  
People wear me over other clothes.  
People wear me when it's wet.  
(raincoat)

*Why can't it be a hat?*

8. I am round and flat.  
You find me in a case.  
I play music.  
(CD)

*Why can't it be a plate?*

9. I am made of glass.  
I use electricity.  
I can light up a room.  
(light bulb)

*Why can't it be a flashlight?*

10. I am a dessert.  
I have icing and candles on me.  
People eat me on a special day.  
(birthday cake or cookie)

*Why can't it be a pie?*

# What Am I? 4

Read the clues to the student one at a time. Elicit as many appropriate responses as possible as you read each clue. Encourage the student to combine the information and make a judgment. Once the answer to the riddle is known, challenge the student by asking the extension question.

1. I am a type of food.  
I am brown and sticky.  
I taste great on bread with jelly.  
(*peanut butter*)  
*Why can't it be pudding?*
2. I am a tool.  
I have a long handle.  
You use me to pound nails.  
(*hammer*)  
*Why can't it be a ruler?*
3. I am made of words.  
People recite me.  
My lines usually rhyme.  
(*poem*)  
*Why can't it be a dictionary?*
4. You find me in a bathroom.  
I have a faucet.  
You can sit in me.  
(*bathtub*)  
*Why can't it be a sink?*
5. I come in a box.  
I have many pieces.  
I make a picture when you put my pieces together.  
(*puzzle*)  
*Why can't it be a coloring book?*
6. I am made of concrete.  
You walk on me.  
You see me next to streets.  
(*sidewalk*)  
*Why can't it be grass?*
7. I am a tool.  
Carpenters use me.  
I have a lot of sharp teeth.  
(*saw*)  
*Why can't it be a hammer?*
8. I hang from buildings.  
I am frozen and pointy.  
I melt in the warm sun.  
(*icicle*)  
*Why can't it be snow?*
9. I have an engine.  
I have two rubber tires.  
I am sometimes called a "bike."  
(*motorcycle*)  
*Why can't it be a bicycle?*
10. I have numbers on me.  
I measure degrees.  
I measure your temperature when you're sick.  
(*thermometer*)  
*Why can't it be a wristwatch?*

# What Am I? 5



Read the clues to the student one at a time. Elicit as many appropriate responses as possible as you read each clue. Encourage the student to combine the information and make a judgment. Once the answer to the riddle is known, challenge the student by asking the extension question.

1. I am a large vehicle.  
I stop at every house.  
I pick up the trash.  
*(garbage truck)*  
*Why can't it be a school bus?*
2. I am a ball people use in a sport.  
I can be heavy and usually have three holes.  
People use me to knock down pins.  
*(bowling ball)*  
*Why can't it be a football?*
3. I am white and soft.  
I come in a box.  
You use me for your nose.  
*(tissues)*  
*Why can't it be notebook paper?*
4. I am part of your body.  
I am in the middle of your leg.  
I bend easily.  
*(knee)*  
*Why can't it be an elbow?*
5. I am a tool.  
I have a handle.  
People use me to tighten screws.  
*(screwdriver)*  
*Why can't it be a shovel?*
6. You take me camping.  
You unroll me.  
You sleep in me.  
*(sleeping bag)*  
*Why can't it be a bed?*
7. I am in classrooms, homes, and offices.  
You can play games on me.  
I have a monitor and a keyboard.  
*(computer)*  
*Why can't it be a playground?*
8. I am round with a snout and a tail.  
I help you save money.  
You put your coins in me.  
*(piggy bank)*  
*Why can't it be a vending machine?*
9. Some people collect me.  
I come from the ocean.  
I was once an animal's home.  
*(seashell)*  
*Why can't it be a doghouse?*
10. I am a cube.  
I have dots on me.  
You roll me in a game.  
*(die)*  
*Why can't it be a spinner?*

# What Am I? 6


Read the clues to the student one at a time. Elicit as many appropriate responses as possible as you read each clue. Encourage the student to combine the information and make a judgment. Once the answer to the riddle is known, challenge the student by asking the extension question.

1. I am an instrument.  
I have black and white keys.  
You sit at me to play.  
(piano)  
*Why can't it be a guitar?*
2. I am a coin.  
I am silver in color.  
I am worth 25 cents.  
(quarter)  
*Why can't it be a nickel?*
3. You buy me at the post office.  
I am square or rectangular.  
You put me on an envelope.  
(stamp)  
*Why can't it be an address?*
4. I am on the wall.  
You can turn me on and off.  
I control the lights.  
(light switch)  
*Why can't it be a ceiling fan?*
5. I am a bird.  
I can't fly.  
I am a good swimmer.  
(penguin)  
*Why can't it be an ostrich?*
6. I am a big machine.  
You see me on construction sites.  
I move dirt.  
(bulldozer)  
*Why can't it be a lawn mower?*
7. You see me above roads.  
I have three colored lights.  
I tell cars when to stop and go.  
(traffic signal)  
*Why can't it be a stop sign?*
8. I am an emergency vehicle.  
I have a loud siren.  
I take people to the hospital.  
(ambulance)  
*Why can't it be a fire truck?*
9. I have bright colors.  
I fly around flowers.  
I used to be a caterpillar.  
(butterfly)  
*Why isn't it a bee?*
10. I am a bird.  
I hunt small prey at night.  
I say "Hoo, hoo, hoo."  
(owl)  
*Why can't it be a cardinal?*




# Object Riddles with Pictures 1


Read the information below. Decide *what* is being talked about based on the clues. Match the letter of the item to its description in the space provided. You will not use all of the items.




**stamp**




**helmet**



**hammer**



**shovel**



**tunnel**




**bridge**

- \_\_\_\_\_ 1. Tina's dad hurt his thumb when he was nailing down a board. What tool did Tina's dad use?
- \_\_\_\_\_ 2. The coach made sure the football player protected his head from injury. What did the football player wear?
- \_\_\_\_\_ 3. Billy forgot to put something on the envelope, so the card he sent was returned. What did Billy forget to put on the envelope?
- \_\_\_\_\_ 4. The Alvarez family drove through a mountain. What did the Alvarez family drive through?

# Object Riddles with Pictures 2

Read the information below. Decide *what* is being talked about based on the clues. Match the letter of the item to its description in the space provided. You will not use all of the items.



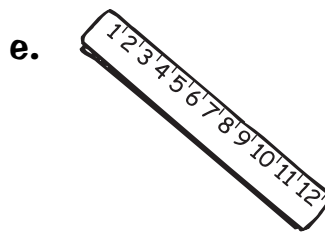
**dictionary**



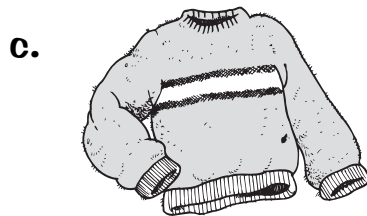
**tooth**



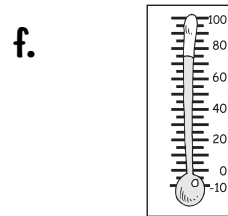
**scarf**



**ruler**



**sweater**

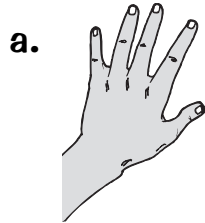


**thermometer**


- \_\_\_\_\_ 1. When it fell out, Jill stuck it under her pillow and waited for the fairy to bring her a gift. What fell out?
- \_\_\_\_\_ 2. Shanita didn't know the meaning of a word, so she looked it up. What did Shanita use to find the word?
- \_\_\_\_\_ 3. Jim looked for something to keep his face and neck warm in the cold weather. What did Jim look for?
- \_\_\_\_\_ 4. Trish measured her picture so she would know what size frame to buy. What did Trish use to measure the picture?

# Object Riddles with Pictures 3

Read the information below. Decide *what* is being talked about based on the clues. Match the letter of the item to its description in the space provided. You will not use all of the items.




**fingers**




**matches**




**leaves**



**puddles**



**toys**



**eggs**


- \_\_\_\_\_ 1. Patrick got a dozen out of the refrigerator and cracked one over the frying pan. What did Patrick get out of the refrigerator?
- \_\_\_\_\_ 2. Don't play with these. They are dangerous and might start a fire. What are they?
- \_\_\_\_\_ 3. Amy watched the wind blow them off of the trees. What are they?
- \_\_\_\_\_ 4. Daryl jumped in these and got all wet. What did Daryl jump in?

# Object Riddles with Pictures 4


Read the information below. Decide *what* is being talked about based on the clues. Match the letter of the item to its description in the space provided. You will not use all of the items.




**cell phone**



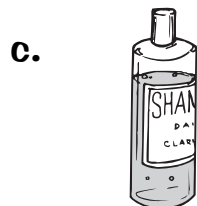
**oven**



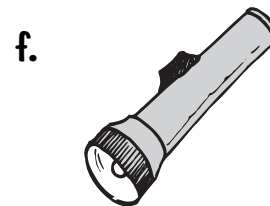
**freezer**



**sunscreen**



**shampoo**






**flashlight**

- \_\_\_\_\_ 1. Nancy put the ice cream away so that it wouldn't melt. Where did Nancy put the ice cream?
- \_\_\_\_\_ 2. Darnel lathered this on to protect him from getting sunburned. What did he lather on?
- \_\_\_\_\_ 3. Peter answered this when it rang. What did Peter answer?
- \_\_\_\_\_ 4. It was dark in the cave, so Mark was glad he brought this to help him see. What did Mark bring?

# Object Riddles 1



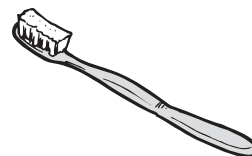
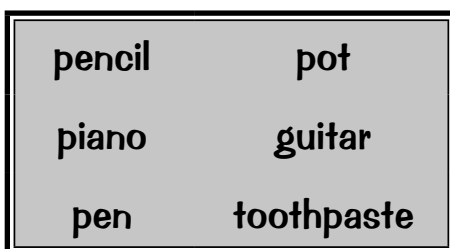
Read the information below. Decide *what* is being talked about based on the clues. Write the correct answer in the space provided.



1. Steve made something so he would remember what items to buy at the store. Steve made a \_\_\_\_\_.
2. Kevin was thankful he was wearing this when he fell off his bike. Otherwise, he could have hurt his head. Kevin was wearing a \_\_\_\_\_.
3. Angela made a wish, threw in her penny, and watched it sink to the bottom. Angela threw her penny into a \_\_\_\_\_.
4. Larry dropped something in the water so the boat wouldn't drift away. Larry dropped an \_\_\_\_\_.
5. Kenya recited it. All of the lines rhymed. Kenya recited a \_\_\_\_\_.
6. Rodell rode in something that was pulled by a boat. Rodell rode in a \_\_\_\_\_.

## Object Riddles 2

Read the information below. Decide *what* is being talked about based on the clues. Write the correct answer in the space provided.



- Maria put the cap back on after she brushed her teeth. Maria put the cap on the \_\_\_\_\_.
- Yolanda boiled the potatoes in something large and made of metal. Yolanda boiled the potatoes in a \_\_\_\_\_.
- The lead broke off and Terry couldn't write until he sharpened it. Terry broke the lead of a \_\_\_\_\_.
- Henry strummed it, but a string popped off. Henry strummed a \_\_\_\_\_.
- Hunter pressed the black and white keys as he read the sheet music. Hunter played the \_\_\_\_\_.
- Jeff wrote with one that had blue ink. Jeff wrote with a \_\_\_\_\_.

# Object Riddles 3



Read the information below. Decide *what* is being talked about based on the clues. Write the correct answer in the space provided.



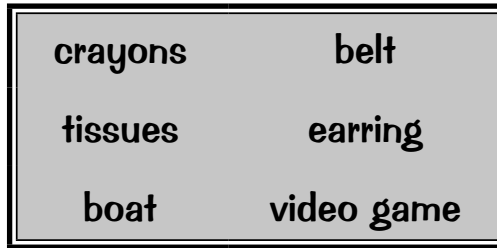
nest	banana
dinosaur	garbage
onion	snowman

November						
Sun	Mon	Tue	Wed	Thu	Fri	Sat
			1	2	3	4
5	6	7	8	9	10	11

- Chen saw something in the tree, but there were no eggs in it. Chen saw a \_\_\_\_\_.
- Sonia was cutting a vegetable for her recipe and tears filled her eyes. Sonia was cutting an \_\_\_\_\_.
- Derek was amazed by the pictures of the creature that lived millions of years ago. Derek was looking at pictures of a \_\_\_\_\_.
- Victor's dad carried something out to the curb every Monday morning so it would be there when the truck came by to collect. Victor's dad carried out the \_\_\_\_\_.
- Ms. Yodi said it was ripe when it turned from green to yellow. Ms. Yodi was talking about a \_\_\_\_\_.
- The kids finished their creation by adding buttons for its eyes and mouth and a carrot for a nose. The kids built a \_\_\_\_\_.

# Object Riddles 4

Read the information below. Decide *what* is being talked about based on the clues. Write the correct answer in the space provided.




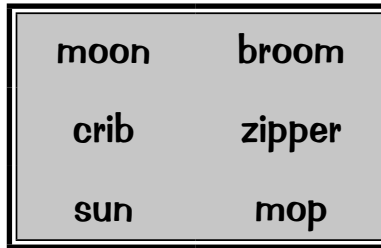
- Mary's pants were too big. Mary needed to wear a \_\_\_\_\_.
- Cori got a new box with over 60 colors. She took out some paper and began to color. Cori got some new \_\_\_\_\_.
- Laurie's family wondered if they should go out today. They had heard on TV that there might be some rough waters. Laurie's family was planning to go out on a \_\_\_\_\_.
- Lucy was focused as she played it. She wanted to pass all of the levels and beat the enemy. Lucy played a \_\_\_\_\_.
- Terran needed something for his runny nose. Terran needed \_\_\_\_\_.
- Shayla lost a piece of jewelry that came in a pair. Shayla lost an \_\_\_\_\_.



# Object Riddles 5



Read the information below. Decide *what* is being talked about based on the clues. Write the correct answer in the space provided.




- The baby was too little to sleep in a bed, so she slept in something else. The baby slept in a \_\_\_\_\_.
- Something on Tim's jacket always stuck, so he wore his other coat with buttons. The problem was the jacket's \_\_\_\_\_.
- Iris swept up the broken glass. Iris used a \_\_\_\_\_.
- Spencer asked his dad why he never saw this at night. Spencer wanted to know why he never saw the \_\_\_\_\_.
- Mr. Tompkins said that when this passes between Earth and the sun, it's called a solar eclipse. Mr. Tompkins was talking about the \_\_\_\_\_.
- The janitor used something to clean up the spill. The janitor used a \_\_\_\_\_.

# Object Riddles 6

Read the information below. Decide *what* is being talked about based on the clues. Write the correct answer in the space provided.



washing machine	present
puddle	rainbow
dishwasher	flashlight



- Gretchen thought the electricity might go out. She grabbed this out of the cabinet when she heard thunder. Gretchen grabbed a \_\_\_\_\_.
- Frannie saw the beautiful colors that formed in the sky after the storm. Frannie was looking at a \_\_\_\_\_.
- Christina put a bow on top and left for her friend's birthday party. Christina put a bow on top of a \_\_\_\_\_.
- Mom put the baseball uniform in with some other clothes. She hoped the grass stains would come out. Mom put the uniform in the \_\_\_\_\_.
- Rorey jumped in something on the sidewalk and got his sister all wet. Rorey jumped in a \_\_\_\_\_.
- Keiko loaded it with cups, plates, and silverware. Keiko loaded the \_\_\_\_\_.

# Object Riddles 7



Read the information below. Decide *what* is being talked about based on the clues. Write the correct answer in the space provided.

toaster	towel	kite	acorn
feather	hose	pencil sharpener	jump rope

1. When it broke, Debbie asked to use something so she could finish writing her assignment.  
Debbie needed to use a \_\_\_\_\_.
2. Carlos got out of the pool and dried himself off. Carlos used a \_\_\_\_\_.
3. Wendy put in two pieces of bread. After a minute, they were brown and crispy. Wendy put her bread in a \_\_\_\_\_.
4. Sammy found something that fell off a bird. Sammy found a \_\_\_\_\_.
5. A squirrel buried it in the ground. The squirrel buried an \_\_\_\_\_.
6. Dad unrolled it and used it to water the flowers in the front of the house. Dad unrolled the \_\_\_\_\_.
7. Zoe and Erin held on tight to each end. Candice stood in the middle, waiting for it to pass over her head. The girls were playing with a \_\_\_\_\_.
8. It wasn't windy enough to play with this toy. This toy was a \_\_\_\_\_.

# Object Riddles 8



Read the information below. Decide *what* is being talked about based on the clues. Write the correct answer in the space provided.

microwave	shovel	faucet	lamp
shampoo	paper clips	pajamas	forks

1. Tyler changed his clothes before he got into bed. Tyler put on \_\_\_\_\_.
2. Brynna's mom asked her to set the table. They weren't having soup, so Brynna only took out a certain kind of silverware. Brynna took out the \_\_\_\_\_.
3. Maggie finished reading in bed. She rolled over and turned this off. Maggie turned off the \_\_\_\_\_.
4. Edith pressed the start button. She had a bag of popcorn three minutes later. Edith pressed the start button on the \_\_\_\_\_.
5. Vince saw the snow that had fallen the night before. He got this tool and went outside to clear the driveway. Vince used a \_\_\_\_\_.
6. Julianna rinsed it out of her hair before using the conditioner. Julianna rinsed out the \_\_\_\_\_.
7. Candice called the plumber. Something in the kitchen had been leaking all day. The problem was the \_\_\_\_\_.
8. Mrs. Lapp ran out of staples. She used something else to hold her papers together. Mrs. Lapp used \_\_\_\_\_.

# Object Riddles 9



Read the information below. Decide *what* is being talked about based on the clues. Write the correct answer in the space provided.

drinking fountain	backpack	medicine	swimming pool
computer	piggy bank	tires	tent

- The doctor told Maggie that if she took it for one week, she'd feel better. The doctor gave Maggie \_\_\_\_\_.
- The kids lined up in front of it to get a drink after recess. They lined up in front of the \_\_\_\_\_.
- Nicky found a perfect spot to camp. He set it up so he could sleep inside. He set up a \_\_\_\_\_.
- Teddy wrote his report without hand-writing it. Teddy used a \_\_\_\_\_.
- Maddie unzipped it and looked inside to make sure she had her books and supplies. Maddie looked in her \_\_\_\_\_.
- It was hard for Allison to ride her bike, so she filled them up with air. Allison filled up her \_\_\_\_\_.
- The kids got out when the lifeguard blew the whistle. They got out of the \_\_\_\_\_.
- Troy dumped the money out and counted it to see how much he'd saved. Troy dumped the money out of a \_\_\_\_\_.

# Object Riddles 10



Read the information below. Decide *what* is being talked about based on the clues. Write the correct answer in the space provided.

seashells	cast	keys	dice
squirrel	sleeping bag	high chair	spatula

- Christian's arm was wrapped up and he couldn't play baseball. Christian's arm was wrapped in a \_\_\_\_\_.
- Tessa watched it collect acorns and run up the tree. Tessa watched a \_\_\_\_\_.
- At the slumber party, Kelly unrolled hers between her two best friends. Kelly unrolled her \_\_\_\_\_.
- Carissa was too young to sit at the restaurant table. Carissa sat in a \_\_\_\_\_.
- Cecily flipped the pancakes. Cecily used a \_\_\_\_\_.
- Shari and Ron collected them on the beach. They held them up to their ears and listened to the sound of the ocean. Shari and Ron collected \_\_\_\_\_.
- On Robbie's turn, he rolled and moved six spaces. Robbie rolled the \_\_\_\_\_.
- Julie looked inside her purse for something that would unlock the door. Julie looked for her \_\_\_\_\_.

# What's My Job? 1

Copy and cut apart the cards. Instruct students to take turns reading the clues on the card aloud and have others guess who is being described.



<b>1</b> emergency respond hose & ladder	<b>5</b> teeth examine cavities	<b>9</b> buildings design blueprints
<b>2</b> whistle pool swimming	<b>6</b> cars engines repair	<b>10</b> throne castle rule
<b>3</b> circus perform face paint	<b>7</b> restaurant serve meal	<b>11</b> badge arrest protect
<b>4</b> animals examine medicine	<b>8</b> airplane fly uniform	<b>12</b> tell jokes laugh microphone

# What's My Job? 2

Copy and cut apart the cards. Instruct students to take turns reading the clues on the card aloud and have others guess who is being described.



<b>1</b> dogs trim fur bathe	<b>5</b> bathroom pipes fix	<b>9</b> drive children school
<b>2</b> rocket ship outer space explore	<b>6</b> TV predict rain	<b>10</b> dig bones fossils
<b>3</b> money bank account deposit	<b>7</b> "Abracadabra" rabbit disappear	<b>11</b> baseball throw mound
<b>4</b> mask steal money	<b>8</b> meat slice package	<b>12</b> airplane jump parachute



# What's My Job? 3

Copy and cut apart the cards. Instruct students to take turns reading the clues on the card aloud and have others guess who is being described.















<b>1</b> camera parties smile	<b>5</b> clues solve mystery	<b>9</b> tricks animals instruct
<b>2</b> museum exhibit tour	<b>6</b> clay mold artwork	<b>10</b> tips restaurant serve
<b>3</b> boat sail boss	<b>7</b> children school learn	<b>11</b> army serve nation
<b>4</b> twirl tutu music	<b>8</b> store register check out	<b>12</b> courtroom gavel sentence

# Guess My Occupation 1

Copy and cut apart the cards, turn the cards facedown, and mix them up. Have students pick a card and act out the occupation.

1. Have students try and guess each other's jobs.
2. Play "10 Questions." Have students ask each other questions to find out about their jobs.




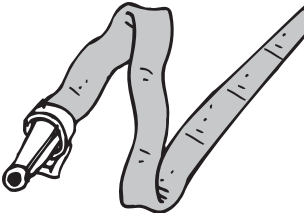


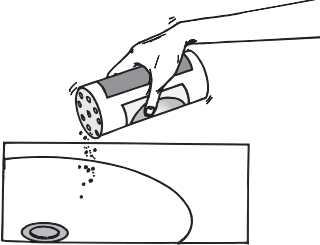


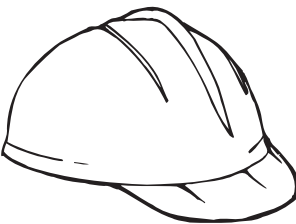


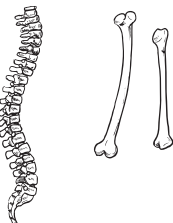

 <p><b>mechanic</b></p>	 <p><b>doctor</b></p>	 <p><b>detective</b></p>
 <p><b>dancer</b></p>	 <p><b>hairstylist</b></p>	 <p><b>teacher</b></p>
 <p><b>judge</b></p>	 <p><b>artist</b></p>	 <p><b>pet trainer</b></p>
 <p><b>carpenter</b></p>	 <p><b>chef</b></p>	 <p><b>plumber</b></p>

# Guess My Occupation 2

Copy and cut apart the cards, turn the cards facedown, and mix them up. Have students pick a card and act out the occupation.

1. Have students try and guess each other's jobs.
2. Play "10 Questions." Have students ask each other questions to find out about their jobs.



 <p><b>musician</b></p>	 <p><b>firefighter</b></p>	 <p><b>juggler</b></p>
 <p><b>mail carrier</b></p>	 <p><b>hotel housekeeper</b></p>	 <p><b>king</b></p>
 <p><b>bank teller</b></p>	 <p><b>construction worker</b></p>	 <p><b>farmer</b></p>
 <p><b>clown</b></p>	 <p><b>archaeologist</b></p>	 <p><b>butcher</b></p>

# Occupation Riddles with Pictures 1

Read the information below. Decide *who* is being talked about based on the clues. Match the letter of the occupation to its description in the space provided. You will not use all of the items.



**secretary**




**doctor**




**gardener**



**farmer**



**crossing guard**




**artist**

- \_\_\_\_\_ 1. The boss was at a meeting all day. Terry answered the phones and wrote down messages. Who is Terry?
- \_\_\_\_\_ 2. Buck squeezed colors onto his palette. He created a masterpiece. Who is Buck?
- \_\_\_\_\_ 3. The light turned red. Anisha signaled to the children that it was safe to cross the street. Who is Anisha?
- \_\_\_\_\_ 4. Bruce had a busy day taking care of sick people. He prescribed medicine to two people and looked at X-rays. Who is Bruce?

# Occupation Riddles with Pictures 2

Read the information below. Decide *who* is being talked about based on the clues. Match the letter of the occupation to its description in the space provided. You will not use all of the items.



magician



conductor



cashier



firefighter



bus driver



judge

- \_\_\_\_\_ 1. Mrs. Vasher reminded the children to stay seated. They had one more child to pick up before heading to Riverside Elementary. Who is Mrs. Vasher?
- \_\_\_\_\_ 2. Norm pulled the Robinson family out of the burning apartment building. Who is Norm?
- \_\_\_\_\_ 3. Janet read the verdict aloud to the courtroom. Who is Janet?
- \_\_\_\_\_ 4. Ben performed disappearing tricks. Who is Ben?

# Occupation Riddles with Pictures 3

Read the information below. Decide *who* is being talked about based on the clues. Match the letter of the occupation to its description in the space provided. You will not use all of the items.




**baker**



**singer**



**pilot**



**diver**



**skydiver**




**pitcher**


- \_\_\_\_\_ 1. Paula took a bow. The applause continued long after her performance. Who is Paula?
- \_\_\_\_\_ 2. Joel safely approached the runway. He made a smooth landing. Who is Joel?
- \_\_\_\_\_ 3. Lance made sure his parachute was strapped on tight and jumped out of the airplane. Who is Lance?
- \_\_\_\_\_ 4. The batter stepped up to the plate. Davis started his windup. Who is Davis?

# Occupation Riddles with Pictures 4


Read the information below. Decide *who* is being talked about based on the clues. Match the letter of the occupation to its description in the space provided. You will not use all of the items.



**zookeeper**



**nurse**



**baker**



**actor**



**baby**



**teacher**

- \_\_\_\_\_ 1. Armand read his lines for the audition. Who is Armand?
- \_\_\_\_\_ 2. Ingrid wrote the patient's weight, height, temperature, and blood pressure on the chart. Then the doctor came in. Who is Ingrid?
- \_\_\_\_\_ 3. The timer went off. Judy took the cookies out of the oven. Who is Judy?
- \_\_\_\_\_ 4. Shelly fed and cared for the wild animals. Who is Shelly?

# Occupation Riddles 1

Read the information below. Decide *who* is being talked about based on the clues. Write the correct answer in the space provided.



archaeologist	butcher
director	sportscaster
writer	doctor

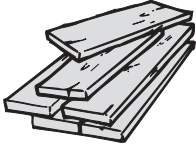


- Pat yelled "Cut" and had the actors redo the scene. Pat is a \_\_\_\_\_.
- Chris used his cleaver to cut the beef for the customer. Chris is a \_\_\_\_\_.
- Barbara digs for fossils that are millions of years old. Barbara is an \_\_\_\_\_.
- Mani reports the highlights of the basketball and baseball games. Mani is a \_\_\_\_\_.
- Diana composes short stories on her computer. Diana is a \_\_\_\_\_.
- Deon prescribed medicine. Deon is a \_\_\_\_\_.

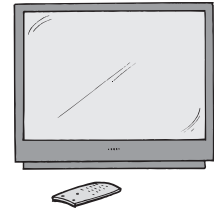


## Occupation Riddles 2

Read the information below. Decide *who* is being talked about based on the clues. Write the correct answer in the space provided.




builder	disk jockey
street vendor	news reporter
scientist	preschool teacher



1. On camera, Dennis interviews people and covers important stories. Dennis is a \_\_\_\_\_.
2. Jerry constructed a deck in the back of the Kane's house. Jerry is a \_\_\_\_\_.
3. Gil sells his handmade crafts on the sidewalk. Gil is a \_\_\_\_\_.
4. Dr. Lee conducts experiments. She studies different plants and insects in her laboratory. Dr. Lee is a \_\_\_\_\_.
5. Duane plays songs on the local radio station. Duane is a \_\_\_\_\_.
6. Ms. Logsdon reads books and helps children learn the alphabet. Ms. Logsdon is a \_\_\_\_\_.

# Occupation Riddles 3

Read the information below. Decide *who* is being talked about based on the clues. Write the correct answer in the space provided.




artist	police officer
photographer	waiter
tour guide	car salesperson




- Nancy painted on the canvas. Nancy is an \_\_\_\_\_.
- Hank pointed out historical sites and important spots of interest while on the bus. Hank is a \_\_\_\_\_.
- Paul made an arrest at the scene of the crime. Paul is a \_\_\_\_\_.
- Donna snapped a few shots of the class for the yearbook. Donna is a \_\_\_\_\_.
- Tara talked to the couple that was interested in buying a fast, new model. Tara is a \_\_\_\_\_.
- Jackson takes orders and brings food to customers' tables. Jackson is a \_\_\_\_\_.

# Occupation Riddles 4

Read the information below. Decide *who* is being talked about based on the clues. Write the correct answer in the space provided.



- |            |             |
|------------|-------------|
| sailor     | rock star   |
| politician | cheerleader |
| custodian  | dancer      |



- Mr. Williams spoke about the issues that were important to the people. He wanted to win their votes in the election. Mr. Williams is a \_\_\_\_\_.
- George cleaned up the spill in the lunchroom. Then he fixed the broken light in the boys' bathroom. George is a \_\_\_\_\_.
- Cameron waved to the people on shore as his ship left the dock. He would be on duty for six months. Cameron is a \_\_\_\_\_.
- Cassie remembered the steps to her routine. Cassie is a \_\_\_\_\_.
- Sean pounded on the drums. The crowd cheered for his solo. Sean is a \_\_\_\_\_.
- Brittney and her squad performed their routine at the football game. Brittney is a \_\_\_\_\_.

# Occupation Riddles 5

Read the information below. Decide *who* is being talked about based on the clues. Write the correct answer in the space provided.




electrician	model
movie star	auctioneer
weather forecaster	talk-show host



- Roger fixes power lines after storms. Roger is an \_\_\_\_\_.
- Reggie reported that the day would be mostly sunny and temperatures would be in the mid-sixties. Reggie is a \_\_\_\_\_.
- Will said, "Bidding will start at three hundred dollars. Do I hear three hundred?" Will is an \_\_\_\_\_.
- Renee walked down the runway and posed for the cameras. Renee is a \_\_\_\_\_.
- Julia has won many awards for her acting. Julia is a \_\_\_\_\_.
- Denzel works on a set where he talks to different guests every weekday. Denzel is a \_\_\_\_\_.

# Occupation Riddles 6

Read the information below. Decide *who* is being talked about based on the clues. Write the correct answer in the space provided.



1. Yolanda molded the clay with tools. Yolanda is a \_\_\_\_\_.
2. Kelly taught Trixie to balance the ball on her nose. She clapped her hands and threw Trixie a treat. Kelly is an \_\_\_\_\_.
3. Eva led the group around the dinosaur exhibit. She explained the parts of each showcase and answered questions. Eva is a \_\_\_\_\_.
4. John collected evidence to solve the crime. John is a \_\_\_\_\_.
5. Mrs. DeWulf cares for the Hamilton children after school and helps them with homework. Mrs. DeWulf is a \_\_\_\_\_.
6. Sol is an expert in food and nutrition. Sol is a \_\_\_\_\_.

# Occupation Riddles 7

Read the information below. Decide *who* is being talked about based on the clues. Write the correct answer in the space provided.

<b>babysitter</b>	<b>coach</b>	<b>soldier</b>	<b>ventriloquist</b>
<b>hairstylist</b>	<b>lawyer</b>	<b>florist</b>	<b>postal worker</b>

- Betty trims and styles her customer's hair. Betty is a \_\_\_\_\_.
- Jim arranges roses, tulips, and daisies for customers. Jim is a \_\_\_\_\_.
- Barry propped his wooden dummy on a stool. No one saw Barry's mouth move during the act. Barry is a \_\_\_\_\_.
- Jason wears a uniform. He takes pride in serving and protecting his country. Jason is a \_\_\_\_\_.
- Orly wanted her client to be found "not guilty." Orly is a \_\_\_\_\_.
- Christopher sorts mail and gets it ready for delivery. Christopher is a \_\_\_\_\_.
- On the weekends, Sydney cares for children while their parents are out. Sydney is a \_\_\_\_\_.
- Howie showed the players how to hit fastballs and catch pop flies. Howie is a \_\_\_\_\_.

# Occupation Riddles 8



Read the information below. Decide *who* is being talked about based on the clues. Write the correct answer in the space provided.

astronaut	farmer	swimmer	flight attendant
lifeguard	boxer	librarian	dry cleaner

- Kelly told the child not to dive in the shallow end. Kelly is a \_\_\_\_\_.
- Oscar cleans clothing and removes stains. Oscar is a \_\_\_\_\_.
- Janice went into outer space. Janice is an \_\_\_\_\_.
- Henderson knocked out Atkins with one punch. Henderson is a  
\_\_\_\_\_.
- Beverly read to the children. She reminded them to use quiet voices in the building.  
Beverly is a \_\_\_\_\_.
- Sally offered the passengers drinks and made sure everyone wore a seat belt. Sally is a  
\_\_\_\_\_.
- Henry raises livestock and cares for the crops on his property. Henry is a  
\_\_\_\_\_.
- Dolores won the 100-meter freestyle race. Dolores is a \_\_\_\_\_.

# Occupation Riddles 9

Read the information below. Decide *who* is being talked about based on the clues. Write the correct answer in the space provided.

landlord	taxi driver	dog groomer	marine biologist
jeweler	gardener	dance instructor	symphony conductor

- Sheila taught everyone how to move around the ballroom. Sheila is a \_\_\_\_\_.
- Marty led the orchestra. Marty is a \_\_\_\_\_.
- Debra lifted Shadow onto the table, clipped her fingernails, and trimmed her fur.  
Debra is a \_\_\_\_\_.
- Alex picks up passengers all over the city and drives them to their destinations. Alex is a \_\_\_\_\_.
- Thomas cuts and polishes precious gems. Thomas is a \_\_\_\_\_.
- Peter cuts grass and trims bushes for people. Peter is a \_\_\_\_\_.
- Paul collected rent from the tenants. Paul is a \_\_\_\_\_.
- Sam studies plant and sea life. Sam is a \_\_\_\_\_.



# Occupation Riddles 10



Read the information below. Decide *who* is being talked about based on the clues. Write the correct answer in the space provided.

botanist	usher	comedian	bank teller
goalie	author	carpenter	fisherman

- Phil read the tickets and showed the man and woman to their seats. Phil is an \_\_\_\_\_.
- Ted dove and blocked the ball from getting inside the net. Ted is a \_\_\_\_\_.
- Larry studies plant life. Larry is a \_\_\_\_\_.
- Hillary conducted and attended book signings all over the city. Hillary is an \_\_\_\_\_.
- Ryan spent the day at sea trying to reel in a big catch. Ryan is a \_\_\_\_\_.
- The woman asked to withdraw \$100. Juan handed her five twenty-dollar bills. Juan is a \_\_\_\_\_.
- David told his jokes during his act on Friday night. David is a \_\_\_\_\_.
- Caryn framed doors and windows and installed cabinets in the new house. Caryn is a \_\_\_\_\_.

# Occupation Riddles 11

Read the information below. Decide *who* is being talked about based on the clues. Write the correct answer in the space provided.

rancher	plumber	skateboarder	mail carrier
teacher	president	architect	hotel housekeeper

- Clyde cleaned out the drain in Mrs. Smith's shower and fixed the leaky sink in Mr. Green's kitchen. Clyde is a \_\_\_\_\_.
- Gloria replaced the dirty towels in room 211. She made the beds in room 215. Gloria is a \_\_\_\_\_.
- Donald developed blueprints for the new building. Donald is an \_\_\_\_\_.
- Daniel does kick flips off ramps. Daniel is a \_\_\_\_\_.
- Charles makes important decisions as the leader of his country. Charles is a \_\_\_\_\_.
- Lonnie had two more streets before the end of her delivery route. Lonnie is a \_\_\_\_\_.
- Rebecca instructed her students to turn to page 32 in their history books. Rebecca is a \_\_\_\_\_.
- Josie raises cattle and sheep. Josie is a \_\_\_\_\_.

# Occupation Riddles 12



Read the information below. Decide *who* is being talked about based on the clues. Write the correct answer in the space provided.

cashier	principal	illustrator	truck driver
dentist	mechanic	veterinarian	circus performer

- Dr. Nelson's patient was a poodle named Fifi. Dr. Nelson is a \_\_\_\_\_.
- Jerry repaired the engine on the old Chevrolet. Jerry is a \_\_\_\_\_.
- The crowd cheered for Tom's high-flying acrobatics and tightrope walking. Tom is a \_\_\_\_\_.
- Dr. Wong found two cavities. Dr. Wong is a \_\_\_\_\_.
- Elizabeth is in charge of the school. Elizabeth is a \_\_\_\_\_.
- Traffic was bumper to bumper, so Ramon was nervous that he wouldn't make his deliveries on time. Ramon is a \_\_\_\_\_.
- Dean draws pictures for books. Dean is an \_\_\_\_\_.
- Rossa stands at the checkout and rings up customers' groceries. Rossa is a \_\_\_\_\_.

# Occupation Riddles 13

Read the information below. Decide *who* is being talked about based on the clues. Write the correct answer in the space provided.

referee	chef	captain	football player
prince	clown	seamstress	construction worker

- Kevin painted his face and put on a big red nose. Kevin is a \_\_\_\_\_.
- Gene prepares food in a restaurant. Gene is a \_\_\_\_\_.
- Someday Fernando will be King of Spain. Fernando is a \_\_\_\_\_.
- Robert builds roads, buildings, and bridges. Robert is a \_\_\_\_\_.
- Michael makes important calls and rulings during games. Michael is a  
\_\_\_\_\_.
- Marcie sews and hems clothes. Marcie is a \_\_\_\_\_.
- John is in charge of the ship while he and his crew are out at sea. John is a  
\_\_\_\_\_.
- Andrew ran for over 1,000 yards and caught 7 touchdown passes. Andrew is a  
\_\_\_\_\_.

# Location Riddles with Pictures 1

Read the information below. Decide *where* something happened based on the clues. Match the letter of the location to its description in the space provided. You will not use all of the items.

a.




cave

d.



library

b.



stadium

e.



grocery store

c.



bank

f.




barbershop

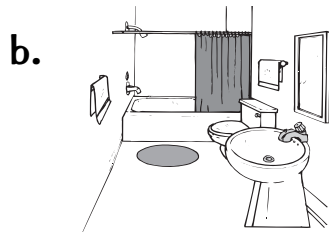
- \_\_\_\_\_ 1. Troy sat down and the game began with the opening kickoff. Where was Troy?
- \_\_\_\_\_ 2. Amy asked the teller to deposit the check into her savings account. Where was Amy?
- \_\_\_\_\_ 3. Claire purchased milk, carrots, juice, and potato chips at the checkout. Where was Claire?
- \_\_\_\_\_ 4. Harris turned on his flashlight. He wanted to make sure there weren't any bats hanging from the ceiling. Where was Harris?

## Location Riddles with Pictures 2


Read the information below. Decide *where* something happened based on the clues. Match the letter of the location to its description in the space provided. You will not use all of the items.




**classroom**




**bathroom**




**fire station**



**concert**



**amusement park**



**stable**


- \_\_\_\_\_ 1. Corinne sang along as the band played. Where was Corinne?
- \_\_\_\_\_ 2. Mollie opened the gate to the stall and put the saddle on Ace. Where was Mollie?
- \_\_\_\_\_ 3. Some students raised their hands to answer the question. Where were the children?
- \_\_\_\_\_ 4. The men of Ladder 28 quickly dressed in their protective equipment. Where were the men of Ladder 28?

# Location Riddles with Pictures 3

Read the information below. Decide *where* something happened based on the clues. Match the letter of the location to its description in the space provided. You will not use all of the items.




**race**



**ZOO**



**post office**



**kitchen**



**tent**



**birthday party**

- \_\_\_\_\_ 1. The guests ate cake and ice cream. Then they watched Carly open her presents. Where did this happen?
- \_\_\_\_\_ 2. Martha made sure her turkey was cooking. Where was Martha?
- \_\_\_\_\_ 3. Kyle stretched and took deep breaths before going to the starting line. Where was Kyle?
- \_\_\_\_\_ 4. Martin zipped the door closed. He could see the other campfires glowing. Where was Martin?

# Location Riddles with Pictures 4

Read the information below. Decide *where* something happened based on the clues. Match the letter of the location to its description in the space provided. You will not use all of the items.

a.

Beverages	Sandwiches	Salads and Sides
Coke/Soft \$1.99	Hamburger \$1.09	Onion Rings \$2.12
Sprite \$1.09	Cheeseburger \$1.09	Fried Chicken \$1.89
Orange Juice \$1.09	French Sandwich \$1.09	French Fries \$1.99
Apple Pie \$1.09	Hot Sandwich \$1.49	Onion Rings \$1.99

**fast-food restaurant**



**boat**




**cafeteria**



**theater**



**office**



**gas station**

- \_\_\_\_\_ 1. Bradley went to the hot food line to get a hot dog and mashed potatoes. Where was Bradley?
- \_\_\_\_\_ 2. Travis put on his life vest. Where was Travis?
- \_\_\_\_\_ 3. Cindy ordered a hamburger and a salad. Her food came right away. Where was Cindy?
- \_\_\_\_\_ 4. Noah pulled up and filled his fuel tank. Where was Noah?



# Location Riddles 1

Read the information below. Decide *where* something happened based on the clues. Write the correct answer in the space provided.




ice-cream shop	haunted house
symphony hall	amusement park
principal's office	cruise ship




1. Bonnie read the menu. She couldn't decide between a vanilla cone or chocolate in a dish. Where was Bonnie? \_\_\_\_\_
2. Randy was in trouble. He waited nervously in the room for Mr. Brown. Where was Randy? \_\_\_\_\_
3. The conductor directed the musicians. Where did this happen?  
\_\_\_\_\_
4. Joseph decided to have some scary fun on Halloween. He could hear the ghosts and goblins in the dark rooms. Where was Joseph? \_\_\_\_\_
5. Mr. and Mrs. Newton took a vacation on something that traveled by water to different islands. What did they travel on? \_\_\_\_\_
6. Malik and Cruz spent the day riding rollercoasters. Where did this happen?  
\_\_\_\_\_

# Location Riddles 2

Read the information below. Decide *where* something happened based on the clues. Write the correct answer in the space provided.



movie theater	swimming pool
sidewalk	lighthouse
campsite	bedroom



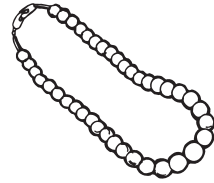
- Sara climbed the ladder. She felt shaky because she was so high up above the water.  
Where was Sara? \_\_\_\_\_
- The crowd watched as the beautiful floats passed in the street. They listened to the music of the marching bands. Where was the crowd? \_\_\_\_\_
- Theresa and Sharon purchased tickets, stood in line to buy popcorn, and found seats.  
Where were Theresa and Sharon? \_\_\_\_\_
- Quinn pulled the lever. He watched a bright light shine across the sea. Where was Quinn? \_\_\_\_\_
- Hasan set up his tent and went to look for firewood. Where was Hasan?  
\_\_\_\_\_
- Vashan set his alarm and turned out the lamp. Where was Vashan?  
\_\_\_\_\_

# Location Riddles 3

Read the information below. Decide *where* something happened based on the clues. Write the correct answer in the space provided.



dance studio	tunnel
jewelry store	bus
train	airport



- Bethany picked out a pair of earrings and a matching necklace. Where was Bethany?  
\_\_\_\_\_
- The instructor demonstrated steps to the tango. Where was the instructor?  
\_\_\_\_\_
- Jenna turned on her headlights as she drove through the mountain. Where was Jenna?  
\_\_\_\_\_
- The conductor collected the passengers' tickets. Where was the conductor?  
\_\_\_\_\_
- The passengers sat and waited for their stops as the vehicle traveled through the city.  
Where were the passengers? \_\_\_\_\_
- The passengers checked their baggage and walked to the gate. Where were the passengers? \_\_\_\_\_

# Location Riddles 4

Read the information below. Decide *where* something happened based on the clues. Write the correct answer in the space provided.




mountaintop	spaceship
ocean	restaurant
racetrack	baseball stadium



- Rudy read the menu and ordered tacos and a salad. Where was Rudy?  
\_\_\_\_\_
- Car 16 took the lead and headed for the checkered flag at the finish line. Where did this happen? \_\_\_\_\_
- The hikers were thrilled by the view below. Where were the hikers?  
\_\_\_\_\_
- The other astronauts floated throughout the cabin. Where were the astronauts?  
\_\_\_\_\_
- Reynolds hit a homerun. Where was Reynolds? \_\_\_\_\_
- The submarine traveled to great depths. Where was the submarine?  
\_\_\_\_\_

## Location Riddles 5

Read the information below. Decide *where* something happened based on the clues. Write the correct answer in the space provided.



hardware store	factory
woods	pet store
doctor's office	clothing store



1. Marcos waited to be called. Everyone in the room felt ill. Where was Marcos?

\_\_\_\_\_

2. Gil bought a power saw, nails, and a tape measure. Where was Gil?

\_\_\_\_\_

3. Olivia looked in every cage to see which animal she wanted. Where was Olivia?

\_\_\_\_\_

4. Ira watched the product parts come down the assembly line. Where was Ira?

\_\_\_\_\_

5. The bear burrowed into his den for the winter. Where was the bear?

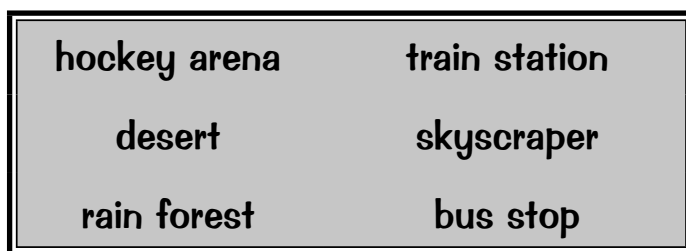

\_\_\_\_\_

6. Uncle Milt bought a pair of jeans and some shirts. Where was Uncle Milt?

\_\_\_\_\_

## Location Riddles 6

Read the information below. Decide *where* something happened based on the clues. Write the correct answer in the space provided.



1. Taryn took the elevator to the 100<sup>th</sup> floor. She could see the whole city. Where was Taryn? \_\_\_\_\_
2. Jamie looked through the vines. She snapped pictures of exotic birds. Where was Jamie? \_\_\_\_\_
3. Brian cheered for the skater who scored the winning goal. Where was Brian?  
\_\_\_\_\_
4. Betty bought her ticket and looked to see which track she would be leaving from. Where was Betty? \_\_\_\_\_
5. The dry heat and blowing sand stung Horace's eyes. Where was Horace?  
\_\_\_\_\_
6. Phil held his ticket and waited on the corner for the number 5. Where was Phil?  
\_\_\_\_\_

# Location Riddles 7



Read the information below. Decide *where* something happened based on the clues. Write the correct answer in the space provided.

elevator	circus	courtroom	neighborhood
airplane	island	gas station	dentist's office

1. The judge and jury listened as the lawyer questioned the witness. Where were they?  
\_\_\_\_\_
2. Hank couldn't wait to see the elephants, tigers, and trapeze artists. Where was Hank?  
\_\_\_\_\_
3. The pilot announced it was safe for the passengers to move around the cabin. Where were the passengers? \_\_\_\_\_
4. Eddie filled his tank with fuel. Where was Eddie? \_\_\_\_\_
5. The Taylors walked to the block party barbeque. Where were the Taylors?  
\_\_\_\_\_
6. Pam went for her six-month checkup. She had two cavities. Where was Pam?  
\_\_\_\_\_
7. Kyle and Tara were surrounded on all sides by water. Where were Kyle and Tara?  
\_\_\_\_\_
8. Tina pushed a floor number and rode up. Where was Tina? \_\_\_\_\_

## Location Riddles 8

Read the information below. Decide *where* something happened based on the clues. Write the correct answer in the space provided.

<b>museum</b>	<b>carnival</b>	<b>school bus</b>	<b>costume party</b>
<b>bakery</b>	<b>restaurant</b>	<b>playground</b>	<b>shopping mall</b>

- The ticket collector measured James to see if he was tall enough to ride. Where was James? \_\_\_\_\_
- Rena couldn't recognize anyone. Each person wore a different mask and a strange outfit. Where was Rena? \_\_\_\_\_
- Luke slid down the slide and ran to the monkey bars. Where was Luke?  
\_\_\_\_\_
- Joanna smelled all of the delicious aromas. She bought bread and cookies. Where was Joanna? \_\_\_\_\_
- Regan chose a seat by her classmate. They laughed whenever the driver hit a bump. Where were they? \_\_\_\_\_
- Kendra asked the guide where to find the dino exhibit. Where was Kendra?  
\_\_\_\_\_
- The waitress took Debbie and Lenny's orders. Where were Debbie and Lenny?  
\_\_\_\_\_
- Barbara spent all day walking through the different shops. Where was Barbara?  
\_\_\_\_\_



## Location Riddles 9



Read the information below. Decide *where* something happened based on the clues. Write the correct answer in the space provided.

bed	park	campsite	weight room
taxi	hotel	golf course	street corner

1. Jennie rolled over and turned off her alarm clock. Where was Jennie?  
\_\_\_\_\_
2. Everyone sat around the fire, roasted marshmallows, and told ghost stories. Where did this happen? \_\_\_\_\_
3. Teague balanced his ball on the tee. He swung his club. Where was Teague?  
\_\_\_\_\_
4. Kelly told the clerk she needed one room for three nights. Where was Kelly?  
\_\_\_\_\_
5. The Greene family ate sandwiches, played on the swings, and threw the Frisbee. Where was the Greene family? \_\_\_\_\_
6. Jerry bench-pressed 100 pounds. Then he did 50 curls with the dumbbells. Where was Jerry? \_\_\_\_\_
7. The driver asked Francine where she was going and started the meter. Where was Francine? \_\_\_\_\_
8. Ramon waited for the light to turn. Then he walked across the street. Where was Ramon? \_\_\_\_\_

## Location Riddles 10

Read the information below. Decide *where* something happened based on the clues. Write the correct answer in the space provided.

truck stop	bowling alley	gym/health club	place of worship
laboratory	computer store	basketball court	barbershop/hair salon

- Sally told the salesperson she needed something to check her email and “surf the net.”  
Where was Sally? \_\_\_\_\_
- Randy asked the woman for a trim. The woman took out her scissors and comb. Where was Randy? \_\_\_\_\_
- Tracy began her workout with 45 minutes on the bicycle. Then she lifted weights for a half hour. Where was Tracy? \_\_\_\_\_
- Lisa wanted to get a strike. Where was Lisa? \_\_\_\_\_
- Meredith took a three-point shot and made it. Where was Meredith?  
\_\_\_\_\_
- Simon combined chemicals in a test tube during his experiment. Where was Simon?  
\_\_\_\_\_
- Isaiah and his family attended services on Sunday. Where were they?  
\_\_\_\_\_
- Duncan pulled off the interstate and went in to use the restroom and buy a snack. Where was Duncan? \_\_\_\_\_

# Location Riddles 11



Read the information below. Decide *where* something happened based on the clues. Write the correct answer in the space provided.

moon	castle	ski slope	roller coaster
bridge	library	pharmacy	hot-air balloon

1. Stuart lifted his poles and took off down the mountain. Where was Stuart?  
\_\_\_\_\_
2. A man told Leroy that his prescription would be ready soon. Where was Leroy?  
\_\_\_\_\_
3. The tourists visited the ancient building surrounded by a moat. Where were the tourists?  
\_\_\_\_\_
4. Nancy looked down at the water as she drove to the next island. Where did this happen?  
\_\_\_\_\_
5. The astronauts placed a flag in one of the craters. Where did this happen?  
\_\_\_\_\_
6. Wendy felt her stomach drop every time there was another steep dip. Where was Wendy? \_\_\_\_\_
7. Harlan took several books to the counter to check out. Where was Harlan?  
\_\_\_\_\_
8. Stephanie and Jill drifted through the sky. Everything looked smaller. Where were Stephanie and Jill? \_\_\_\_\_

## Location Riddles 12

Read the information below. Decide *where* something happened based on the clues. Write the correct answer in the space provided.

farm	track	car lot	police station
desert	kennel	hospital	veterinarian's office

- Judy and Fido were called into a room where someone listened to Fido's heart. Where were they? \_\_\_\_\_
- The bell sounded, the gates flew open, and they were off! Where did this happen?  
\_\_\_\_\_
- Muffin played with the other dogs. Their owners were on vacation. Where were the dogs? \_\_\_\_\_
- Jason trudged past cacti in the hot sand. Where was Jason? \_\_\_\_\_
- Aiden asked the salesperson to show him something with good gas mileage. Where was Aiden? \_\_\_\_\_
- The doctor put Jacob's arm in a cast. Where was Jacob? \_\_\_\_\_
- Chet cleaned out the chicken coops. Where was Chet? \_\_\_\_\_
- One officer questioned the suspect while the other officer fingerprinted him. Where were the officers? \_\_\_\_\_

## Location Riddles 13



Read the information below. Decide *where* something happened based on the clues. Write the correct answer in the space provided.


zoo	beach	toy store	underwater
ranch	arcade	parking lot	tennis court

- Vanessa walked through the rows until she found her car. Where was Vanessa?  
\_\_\_\_\_
- The crowd watched the players hit the ball back and forth over the net. Where was the crowd? \_\_\_\_\_
- Gabby listened to the ocean waves crash on the shore. Where was Gabby?  
\_\_\_\_\_
- Ben had five minutes before he needed to return to the surface for air. Where was Ben? \_\_\_\_\_
- Tami spotted the new baby doll and the stroller she wanted. Where was Tami?  
\_\_\_\_\_
- Sophie visited the monkey house and watched the lions being fed. Where was Sophie?  
\_\_\_\_\_
- The cowboys opened the gate and let the cattle into the corral. Where were the cowboys? \_\_\_\_\_
- Regina played a video game. Then she played Skee-Ball and won tickets. Where was Regina? \_\_\_\_\_

# How Do I Feel? 1



Copy and cut apart the cards. Have students take turns selecting one of the cards. Instruct students to act out emotions (without saying the name of the emotion) using phrases, facial expressions, gestures, and body language. Have other students guess the emotion.




<b>Frightened</b>	<b>Confused</b>	<b>Annoyed</b>
<b>Excited</b>	<b>Ashamed</b>	<b>Selfish</b>
<b>Worried</b>	<b>Impatient</b>	<b>Defeated</b>
<b>Upset</b>	<b>Curious</b>	<b>Proud</b>

## How Do I Feel? 2



Copy and cut apart the cards. Have students take turns selecting one of the cards. Instruct students to act out emotions (without saying the name of the emotion) using phrases, facial expressions, gestures, and body language. Have other students guess the emotion.



<b>Lonely</b>	<b>Embarrassed</b>	<b>Interested</b>
<b>Shy</b>	<b>Concerned</b>	<b>Anxious</b>
<b>Bored</b>	<b>Delighted</b>	<b>Disappointed</b>
<b>Exhausted</b>	<b>Guilty</b>	<b>Eager</b>

# Inferring From Pictures 1

Look at the pictures and answer the questions in the spaces provided.



1. How do you think this person feels?

---

2. What clues tell you how she feels?

---

---

---



3. How do you think this person feels?


---

4. What clues tell you how she feels?

---

---

---



5. How do you think these boys feel?

---

6. What clues tell you how they feel?

---

---

---



# Inferring From Pictures 2

Look at the pictures and answer the questions in the spaces provided.



1. How do you think this person feels?

---

2. What happened right before?

---

---

---



3. How do you think this person feels?

---

4. What happened right before?

---

---

---



5. How do you think this person feels?

---

6. What happened right before?

---

---

---

# How Do They Feel?

Look at these people and decide how each of them might be feeling. Write your answer in the space provided.


sad	shocked	embarrassed	exhausted	confused
angry	excited	nervous	frightened	



1. \_\_\_\_\_



2. \_\_\_\_\_



3. \_\_\_\_\_



4. \_\_\_\_\_



5. \_\_\_\_\_



6. \_\_\_\_\_



7. \_\_\_\_\_



8. \_\_\_\_\_



9. \_\_\_\_\_

# Matching Feelings with Situations 1



Read the information below. Decide how each person was *feeling* based on the clues. Write the correct answer in the space provided.

upset	impatient	curious	anxious
exhausted	ashamed	excited	cranky

- Lauren saw a line of people outside the music store. She wondered what was going on and decided to see for herself. How was Lauren feeling? \_\_\_\_\_
- Linda wanted to see her test score but was unsure of how she did. She had studied for days but didn't know all of the answers. How was Linda feeling?  
\_\_\_\_\_
- Manny found out that his goldfish died. How was Manny feeling?  
\_\_\_\_\_
- Danielle ran the entire five-mile race. How was Danielle feeling at the end of the race?  
\_\_\_\_\_
- I can't believe I cheated on that test, Bobby thought as he sat in the principal's office. I will never do it again, he thought. How was Bobby feeling? \_\_\_\_\_
- Gary waited for the bus, but it was running behind schedule. If it didn't come soon, he'd have to hail a cab and be late for his presentation. How was Gary feeling?  
\_\_\_\_\_
- "I can't wait to go to Fun World next week!" Amanda exclaimed. How was Amanda feeling? \_\_\_\_\_
- Pete's mom asked him how his day went, but Pete just grumbled under his breath. He wasn't in the mood to talk. How was Pete feeling? \_\_\_\_\_

## Matching Feelings with Situations 2

Read the information below. Decide how each person was *feeling* based on the clues. Write the correct answer in the space provided.

thrilled	clumsy	hopeful	furious
eager	sick	welcome	frightened

- Gordon closed his eyes and covered his ears in the movie theater. How was Gordon feeling? \_\_\_\_\_
- Darlene laid in bed with a thermometer in her mouth. Her mom made her chicken noodle soup. How was Darlene feeling? \_\_\_\_\_
- Roberto borrowed Tom's new bike but wrecked it. How was Tom feeling?  
\_\_\_\_\_
- Emily expected that things would get better. How was Emily feeling?  
\_\_\_\_\_
- Chris didn't like dancing. It always seemed like he had "two left feet." How does Chris feel when he dances? \_\_\_\_\_
- Sean stood up and yelled "Bingo!" How was Sean feeling? \_\_\_\_\_
- Gabe couldn't wait to open gifts. How was Gabe feeling? \_\_\_\_\_
- Shelly asked the new student to eat lunch with her. How did Shelly make the new student feel? \_\_\_\_\_

## Matching Feelings with Situations 3

Read the information below. Decide how each person was *feeling* based on the clues. Write the correct answer in the space provided.

shy	hateful	selfish	interested
relieved	worried	amused	victorious

- Kristen sat up straight, looked towards the speaker, and asked lots of questions. How was Kristen feeling? \_\_\_\_\_
- Danny's team won the big game! How was Danny's team feeling?  
\_\_\_\_\_
- Annie didn't want anyone to play with her toys. How was Annie feeling?  
\_\_\_\_\_
- Charlie laughed and clapped his hands. How was Charlie feeling?  
\_\_\_\_\_
- A snake slithered close to Danny's leg. Danny was terrified of snakes. The snake changed its course and slithered away. How was Danny feeling as the snake slithered away? \_\_\_\_\_
- Peter couldn't find his wallet. How was Peter feeling? \_\_\_\_\_
- Neisha played the evil queen in her class production of *Snow White and the Seven Dwarfs*. How does Neisha's character feel toward others? \_\_\_\_\_
- Lisa hesitated to talk with the other kids. How was Lisa feeling? \_\_\_\_\_

## Matching Feelings with Situations 4

Read the information below. Decide how each person was *feeling* based on the clues. Write the correct answer in the space provided.

<b>brave</b>	<b>surprised</b>	<b>generous</b>	<b>embarrassed</b>
<b>guilty</b>	<b>inspired</b>	<b>cautious</b>	<b>fascinated</b>

- Shannon couldn't take her eyes off the sparkling gem. How was Shannon feeling?  
\_\_\_\_\_
- For no reason at all, Jim bought lunch for his grandma and three of his friends. How was Jim feeling? \_\_\_\_\_
- Elena thought she had been invited to a costume party. She was dressed as a monster. "Why is everyone wearing what they wore to school today?" Elena asked when she arrived. How was Elena feeling when she arrived? \_\_\_\_\_
- Casey chose his words carefully. How was Casey feeling? \_\_\_\_\_
- "What would you like to be when you grow up?" Heather's mom asked. "Since Mrs. Anderson is such a wonderful teacher, she has made me want to become one too!" Heather said. How has Mrs. Anderson made Heather feel? \_\_\_\_\_
- Amy heard noises and chains rattling in the haunted house, but remained calm. How was Amy feeling? \_\_\_\_\_
- On her birthday, Abigail pulled up to her friend's house. All of the shades were drawn. She opened the front door and all of her friends and family jumped out to greet her. How was Abigail feeling? \_\_\_\_\_
- Tim looked away when his mom asked who had broken her favorite vase. How was Tim feeling? \_\_\_\_\_

## Matching Feelings with Situations 5

Read the information below. Decide how each person was *feeling* based on the clues. Write the correct answer in the space provided.

energetic	delighted	relaxed	foolish
confused	lonely	annoyed	doubtful

1. Janie jumped up and down when she learned Grandma was coming to visit. How was Janie feeling? \_\_\_\_\_
2. "Quit following me around," Samantha told her little brother. How was Samantha feeling? \_\_\_\_\_
3. Franklin didn't believe his friend's story. How was Franklin feeling? \_\_\_\_\_
4. "I could move mountains!" Cathy exclaimed as she left her aerobics class. How was Cathy feeling? \_\_\_\_\_
5. Ivan didn't understand his teacher's directions. How was Ivan feeling? \_\_\_\_\_
6. Eric didn't have a care in the world. He sat on his patio, closed his eyes, and listened to the waves crashing on the shore. How was Eric feeling? \_\_\_\_\_
7. Stephen couldn't find his notebook, so he asked his class to help him find it. Later that day, Steven found the notebook in his desk. How was Stephen feeling when he found the notebook? \_\_\_\_\_
8. Mary Anne missed her friends. How was Mary Anne feeling? \_\_\_\_\_

# Matching Feelings with Situations 6

Read the information below. Decide how each person was *feeling* based on the clues. Write the correct answer in the space provided.

jealous	silly	tired	enthusiastic
defeated	nervous	bored	obedient

- Buster barked and rolled over on command. How was Buster feeling?  
\_\_\_\_\_
- Joanne giggled uncontrollably with her friends. How was Joanne feeling?  
\_\_\_\_\_
- Ryan couldn't wait to meet his new teammates. He thought they'd have a great, winning season. How was Ryan feeling? \_\_\_\_\_
- Lindsay's voice and hands trembled as she gave her graduation speech. How was Lindsay feeling? \_\_\_\_\_
- "James gets everything he wants. I wanted that video game first!" Sean said to his parents. How was Sean feeling? \_\_\_\_\_
- Tom's eyes kept closing. How was Tom feeling? \_\_\_\_\_
- The crowd groaned as the home team lost the championship. How does the home team feel? \_\_\_\_\_
- "There's nothing to do," Perry said. How was Perry feeling? \_\_\_\_\_



# Match the Feeling 1



Match each sentence to a feeling word. Write your answer in the space provided.

- |       |  |                 |
|-------|--|-----------------|
| _____ | 1. Robert said he would call two hours ago.    | a. happy        |
| _____ | Dad says I'm not allowed to get a pet.         | b. worried      |
| _____ | This is the greatest party ever!               | c. sad          |
| _____ | 2. You threw this party just for me?           | a. angry        |
| _____ | Don't talk to me like that!                    | b. surprised    |
| _____ | I am not too thrilled about it.                | c. unhappy      |
| _____ | 3. It looks awfully spooky in there.           | a. scared       |
| _____ | I got tickets to the concert!                  | b. glad         |
| _____ | He has the video game I wanted.                | c. jealous      |
| _____ | 4. I finished in first place.                  | a. afraid       |
| _____ | Bess heard strange noises on her front porch.  | b. sorry        |
| _____ | I didn't mean to do it.                        | c. proud        |
| _____ | 5. I didn't get an invitation to the party.    | a. unafraid     |
| _____ | I don't have to use a nightlight anymore.      | b. hurt         |
| _____ | Emily made the swim team.                      | c. glad         |
| _____ | 6. I have no one to play with.                 | a. angry        |
| _____ | Loni gave me her gloves.                       | b. lonely       |
| _____ | My baby brother broke my new toy!              | c. grateful     |
| _____ | 7. I will not share my toys.                   | a. excited      |
| _____ | We're leaving on vacation today!               | b. disappointed |
| _____ | I didn't make the team.                        | c. selfish      |
| _____ | 8. I have the nicest clothes of all the girls. | a. conceited    |
| _____ | Don't touch me. I just woke up!                | b. cheerful     |
| _____ | What a beautiful day!                          | c. grumpy       |

## Match the Feeling 2

Match each sentence to a feeling word. Write your answer in the space provided.

- |       |   |                |
|-------|---|----------------|
| _____ | 1. You can borrow my pencil.                  | a. shy         |
| _____ | Stop following me!                            | b. nice        |
| _____ | I don't want to talk in front of everyone.    | c. annoyed     |
| _____ | 2. Let me help you with that.                 | a. rude        |
| _____ | Get away from me!                             | b. considerate |
| _____ | We get to play outside today!                 | c. glad        |
| _____ | 3. I was here first!                          | a. nervous     |
| _____ | I could fall asleep right here.               | b. mad         |
| _____ | Hannah doesn't like to perform on stage.      | c. exhausted   |
| _____ | 4. I am so lucky that you're all here.        | a. guilty      |
| _____ | That stuff tastes awful!                      | b. dislike     |
| _____ | I broke the vase in the living room.          | c. thankful    |
| _____ | 5. I hope nothing happens to us.              | a. embarrassed |
| _____ | I fell right in front of the boy I like.      | b. honest      |
| _____ | I don't think you charged me for this.        | c. fearful     |
| _____ | 6. Why can't I ever win?                      | a. frustrated  |
| _____ | Nancy was so mean to me today.                | b. upset       |
| _____ | I hope that fire truck's not headed this way. | c. alarmed     |
| _____ | 7. I got an A on my essay!                    | a. puzzled     |
| _____ | No one should talk to me that way.            | b. pleased     |
| _____ | Where does this piece fit?                    | c. resentful   |
| _____ | 8. Everything is getting on my nerves!        | a. relieved    |
| _____ | I didn't lose after all!                      | b. moody       |
| _____ | My picture won a prize at the art show.       | c. honored     |

# Making Predictions 1



Read the clues to the student and have him make a prediction.

1. Dana puts bait on the hook. Then she puts the fishing line in the water. What will happen next?
2. Gary picks up the phone and dials a number. What will happen next?
3. Mary clears the dishes from the table. Then she opens the dishwasher. What will Mary do next?
4. Nicholas lies down on the couch. He yawns and starts to close his eyes. What will happen next?
5. Patricia finds her suitcase in the closet. She puts her clothes in the suitcase. What will happen next?
6. Kevin digs a hole in the ground and plants a seed. What will happen next?
7. David writes a letter. He closes the envelope and puts a stamp on it. What will David do next?
8. Iris puts hot-chocolate powder in a mug and heats some hot water. What will happen next?
9. Adam and Cason wait in line for the ride. Then they hand their tickets to the operator. What will Adam and Cason do next?
10. Roslyn is chosen to be "it." She closes her eyes and counts to ten while everyone else hides around the house. What will happen next?
11. Robert and his mom pull up to the drive-thru. The worker comes on the speaker and asks them what they want to eat. What will happen next?
12. Mr. Shrode has a bad toothache. What will he do next?

## Making Predictions 2

Read the clues to the student and have her make a prediction.

1. The Robinsons put a “For Sale” sign on their front lawn. What will happen next?
2. Ursula needs to make cookies for dessert, but she realizes that she doesn’t have enough sugar. What will Ursula do next?
3. Olivia falls off her bike. She scrapes her knee and it is bleeding. What will happen next?
4. Samantha has a piece of paper and some crayons. What will she do next?
5. Richard wakes up and gets ready for school. His mom comes in the room and tells him that school is cancelled. What will happen next?
6. Heidi turns the page in her favorite book. She accidentally tears the page in half. What will Heidi do next?
7. T.J. looks at the leaves scattered around his yard. He grabs his rake. What will T.J. do next?
8. The principal makes an announcement over the loudspeaker. All of the children stand up and place their right hands over their hearts. What will happen next?
9. Enid needs to get to the third floor of the building, but the elevator is out of order. What will Enid do next?
10. Roz goes inside to answer her phone. She leaves her bowl of ice cream in the hot sun. What will happen to the ice cream?
11. Stephanie’s pants have a hole in them. She finds a needle and some thread in her drawer. What will Stephanie do next?
12. Alec gets the vacuum. What will he do next?

## Making Predictions 3



Read the clues to the student and have him make a prediction.

1. Jake opens his lunchbox to see what his mom packed. What will happen next?
2. Brandon dips a wand into a bottle of soapy, bubbly water. What will happen next?
3. The cake is finally cool. Aimee gets out a knife and a bowl of icing. What will Aimee do next?
4. The sky is getting dark. Mark hears rumbling and sees flashes of light. What will happen next?
5. Sadie tosses the stick across the yard and Shaggy runs to get it. What will Shaggy do next?
6. A mother bird returns to her nest with a juicy worm. Her babies' mouths are open. What will the mother bird do next?
7. Mr. Sodu grabs his briefcase and walks out the door. What will happen next?
8. Zachary rolls over in bed when his alarm clock goes off. What will he do next?
9. Mr. Hobbs is carrying his umbrella when it starts to rain. What will happen next?
10. Mom takes the wet clothes out of the washing machine. What will happen next?
11. Firefighters are running out of the station and getting into their fire trucks. What will happen next?
12. Shep wants a good grade on the test. What will he do next?

# Making Predictions 4



Read the clues to the student and have her make a prediction.

1. Cole puts a CD in the CD player. What will Cole do next?
2. Dylan tells her dog, Scraps, to roll over. Scraps does it! What will Dylan do next?
3. The police officer sees a car speed by. What will happen next?
4. Alexa puts her favorite cereal into a bowl. What will happen next?
5. Mr. Visser and Mr. Mock are introduced for the first time. What will happen next?
6. Isaiah wakes up and doesn't feel well. Mom takes his temperature and sees that he has a fever. What will happen next?
7. Thomas raises his hand. The teacher calls on him. What will Thomas do next?
8. Brianna sees a "heads-up" penny on the sidewalk. She thinks pennies are good luck. What will Brianna do next?
9. Nicole takes the dirty sheets and pillowcases off of her bed. What will she do next?
10. Jordan realizes that he left his lunch money at home. What will he do next?
11. Kevin can't find his key to unlock the front door. What will he do next?
12. Nicola wants to make friends with Richard. What will Nicola do next?

# Making Predictions 5



Read the clues to the student and have him make a prediction.

1. Roberta is writing a letter to her pen pal. When she gets to the end of the page, she still wants to write more. What will happen next?
2. Gabriella's dad is driving to work. He gets a flat tire. What will happen next?
3. It begins to rain heavily just as the Titans are about to start their baseball game. What will happen next?
4. Codi feels bad for hurting his friend's feelings. What will Codi do next?
5. Mary and her aunt go to the pumpkin farm. When they get home, they place the pumpkin on the table and get out a spoon, a black marker, and a knife. What will happen next?
6. Ellen gets the shampoo, soap, and a towel from the closet. She goes into the bathroom. What will Ellen do next?
7. William's grandmother has two pieces of bread, some peanut butter, and some jelly. What will happen next?
8. Melanie has wrapping paper, scissors, and tape. She finds a box to fit the shirt. What will Melanie do next?
9. Jason puts on his boots, hat, and scarf. He gets a shovel from the garage. What will he do next?
10. Aleesa rakes the dirt and digs a few holes in the ground. She gets a bag of seeds. What will happen next?
11. Eric gets on the treadmill. He enters a speed and presses *Start*. What will Eric do next?
12. Lane climbs the ladder to the slide. What will he do next?

# Making Predictions 6

Read the clues to the student and have her make a prediction.

1. Samantha has a large mixing bowl, three eggs, oil, and the box of mix from the pantry. What will happen next?
2. Brynna gets dressed and puts on her helmet. She goes out to the stable and puts on Shadow's saddle. What will Brynna do next?
3. Anthony gathers his dirty clothes and separates the lights from the darks. He takes out the detergent. What will Anthony do next?
4. Jim and Erin stack three different-sized snowballs on top of one another. Erin gets a hat, scarf, some buttons, and a carrot. What will happen next?
5. Tisha gets the mop, cleaning spray, and rags. She goes into the bathroom. What will Tisha do next?
6. Esther gets scissors, glue, and glitter. She gets a frilly, red paper heart. What will Esther do next?
7. Dave rolls out the dough. He spreads on some tomato sauce and adds pepperoni and cheese. He starts the oven. What will happen next?
8. Brenda hops into the chair. She tells the stylist that she wants a "new look." What will the stylist do next?
9. John feels a strong breeze, so he runs to get his new toy that will soar in the wind. What will John do next?
10. Matt chooses a club and places his tee in the ground. What will he do next?
11. Janine clears the table after dinner. She fills the sink with hot, soapy water. What will Janine do next?
12. Dawn approaches a stop sign. What will she do next?



# Making Predictions 7



Read the clues to the student and have him make a prediction.

1. Barbara counts how many people are coming to dinner. She gets the same number of plates, bowls, spoons, forks, and knives. What will Barbara do next?
2. Lauren gets her toothbrush and toothpaste. What will Lauren do next?
3. Jane packs an overnight bag. A car outside honks, so Jane grabs her bag and says "Good-bye" to her parents. Where will Jane go next?
4. Robert's car is dirty. He fills a bucket with water and soap. What will Robert do next?
5. Karen and Dean grab their rackets and a container of yellow balls. They walk to the courts. What will Karen and Dean do next?
6. Bryan gets a worm. He baits his hook. What will Bryan do next?
7. On the count of three, Mrs. Brown's class smiles and says, "Cheese." What will happen next?
8. Julie and Brice put on their costumes. They have pumpkin-shaped buckets to collect candy. What will Julie and Brice do next?
9. The Kane family admires the large turkey, along with the stuffing, potatoes, and cranberry sauce. What will the Kane family do next?
10. Mollie stands in line to buy popcorn while Aiden looks for two seats close to the screen. What will happen next?
11. Dad puts eggs, toast, and cereal on the kitchen table and calls the kids to come downstairs. What will the kids do next?
12. Burris feels like he needs to cough. What will he do next?

# Making Predictions 8



Read the clues to the student and have her make a prediction.

1. Hillary starts the car. She adjusts her mirrors and buckles her seatbelt. What will Hillary do next?
2. Matthew steps up to the plate. What will happen next?
3. Carl heads out the door with his dog on a leash. What will happen next?
4. At the library, Amy brings a favorite book to the lady sitting at the counter. What will Amy do next?
5. Helen gets lettuce, carrots, celery, and tomatoes. She gets a knife, a large bowl, and some dressing. What will Helen do next?
6. Nick and Adam take the chairlift to the top of the mountain. What will Nick and Adam do next?
7. On her turn, Kasey chooses a ball and steps up to the lane. She is hoping for a strike. What will Kasey do next?
8. Tom gets the spare from his trunk. He loosens the lug nuts. What will Tom do next?
9. Austin cautiously unscrews the broken light bulb and gets a new one from the closet. What will Austin do next?
10. Barbara parks her car, gets a cart, and takes a list out of her purse. What will Barbara do next?
11. Kyle's dad finds some dry sticks and leaves near the campsite. He puts them in a pit and gets some matches. What will Kyle's dad do next?
12. Britta is thirsty. What will she do next?

# Cause and Effect Inferences 1

Read each item to the student. Ask him to use the clues to determine the cause of the situation or event.

1. Bob spoke loudly into the telephone. Why?
2. Gert pumped gas at the gas station. She didn't have to go inside to pay the attendant. Why?
3. Matt had to wear a wrinkled shirt to work. Why?
4. The star baseball player was not in today's starting lineup. Why?
5. Sammy's hands and arms were covered with soap suds. Why?
6. The Mays family has not been able to use their computer for five days. Why?
7. Janet raised her hand in class. Why?
8. Larry's dad looked bothered as he read the cell phone bill. Why?
9. Robert gave money to the librarian. Why?
10. Ashley's school opened two hours late. Why?
11. Ernie's boss gave him a pat on the back. Why?
12. Leland missed the bus to school. Why?

## Cause and Effect Inferences 2

Read each item to the student. Ask her to use the clues to determine the cause of the situation or event.

1. Jeff blushed when he saw Lori. Why?
2. Ashley took one bite of her apple and threw it in the garbage. Why?
3. Pete hammered the nail and yelled, "Ouch!" Why?
4. As Martina made dinner for her family, her eyes stung and tears streamed down her cheeks. Why?
5. Before going outside, Noah's mom told him to put on his hat and gloves. Why?
6. Mrs. Joyce frowned as she handed Logan his science exam. Why?
7. Sheila returned the book after reading only the first chapter. Why?
8. Catherine looked at the clock and ran out of the room. Why?
9. Hank felt proud of himself as he left his basketball game. Why?
10. Jamie took the cake out of the oven and threw it right into the garbage. Why?
11. Seth called the tow truck driver. Why?
12. Jarvis rang the doorbell. Why?

## Cause and Effect Inferences 3

Read each item to the student. Ask him to use the clues to determine the cause of the situation or event.

1. James rented a tuxedo for Saturday night. Why?
2. Fran put on her glove and headed onto the field. Why?
3. The principal usually made the morning announcements, but on Tuesday the school counselor gave them. Why?
4. Maryann was unable to fit into her favorite pair of pants. Why?
5. Adalai saw two badly dented cars. One police officer was stopping traffic. What might have happened?
6. Mrs. Adams told her students that she was disappointed. What might have happened?
7. After lunch, Ana barely felt like she could move. Why?
8. Pete woke up one January morning and didn't hear any cars outside. Why?
9. At recess, Lenny started crying and asked if he could go to the nurse. Why?
10. For the second week in a row, the house on the corner had no lights on and the lawn had not been cut. Why?
11. Joseph had to walk his bicycle home after he rode it over a pile of rocks. What might have happened?
12. Jefferson hailed a taxi. Why?

## Cause and Effect Inferences 4

Read each item to the student. Ask her to use the clues to determine the cause of the situation or event.

1. Susanna's father wouldn't be home in time for dinner. Why?
2. The panda exhibit was closed. Why?
3. Shelly and Tamara are best friends. On Monday, they refused to speak to each other. Why?
4. Mike was shocked when he saw his TV and stereo equipment missing from his apartment. What might have happened?
5. Everything in the freezer was soft or melted. Why?
6. George saw garbage scattered all over his lawn. What might have happened?
7. Many shelves in the department store were empty. Why?
8. The rosebush leaves had holes in them. Why?
9. The car left a puddle of oil on the driveway. Why?
10. Dad went outside to get the Sunday paper, but it wasn't there. Why?
11. The light wouldn't turn on. Why?
12. Elvin mowed the lawn. Why?

## Cause and Effect Inferences 5

Read each item to the student. Ask him to use the clues to determine the cause of the situation or event.

1. Cybil's gas barbecue grill wouldn't light. Why?
2. Neil opened his suitcase to find he had someone else's clothes. What might have happened?
3. It was dinnertime, but the Kumar family's clock said it was 8:30 a.m. Why?
4. Cho smiled when she saw her test score. Why?
5. Laurie opened an envelope, but there was nothing inside. Why?
6. Some of Cheri's wool clothes had small holes in them. Why?
7. An itchy, red bump started to form on Eric's leg. Why?
8. Kim answered the door, but all she found was a package on the front step. Why?
9. John squeezed the bottle of glue but nothing came out. Why?
10. Christine took the potatoes out of the oven, but they were still cold. Why?
11. Bonny waited for her luggage at the baggage carousel, but her suitcase never came. Why?
12. Macy did the laundry. Why?

# Cause and Effect Inferences 6

Read each item to the student. Ask her to use the clues to determine the cause of the situation or event.

1. Richard drove past the school and saw children standing in lines on the sidewalk. What might have happened?
2. Gino asked the clerk for the jacket in the next size. When the clerk returned, he was empty-handed. Why?
3. Arthur answered the telephone, but there was no one on the other line. Why?
4. When Jenny returned from vacation, the plants on her windowsill were brown. Why?
5. Brice came out of the store and saw his car being towed. Why?
6. The children had to play inside at recess. Why?
7. The students weren't in their room. Why?
8. The quarterback didn't get up after the play. Why?
9. Kat saw an ambulance at the apartment building across the street. What might have happened?
10. Mr. and Mrs. Akins picked out a crib. Why?
11. Craig noticed a strange dog wandering around the neighborhood with a leash hanging from its collar. What might have happened?
12. Kira apologized. Why?



# Cause and Effect Inferences 7

Read each item to the student. Ask him to use the clues to determine the cause of the situation or event.

1. Kendall wore a cast on his arm. Why?
2. Stacey threw her pen away. Why?
3. A police officer directed traffic at the busy intersection. Why?
4. Rachel tried to tag the other children on the playground. Why?
5. Carrie saw a moving van outside her neighbor's house. Why?
6. The lifeguard looked at the sky and whistled for everyone to come out of the pool. Why?
7. Suddenly, everyone in the theater screamed. Why?
8. Always look both ways before crossing the street. Why?
9. The school picnic had to be rescheduled. Why?
10. The milk and cottage cheese turned sour. Why?
11. Juan gave his friend a high-five after the game. Why?
12. Lex returned the shirt to the store. Why?

## Cause and Effect Inferences 8

Read each item to the student. Ask her to use the clues to determine the cause of the situation or event.

1. Ken stayed home from school because he had red bumps on his arms and face. What might have happened?
2. Maria made a wish and blew out the candles. Why?
3. Hannah gave everyone in her class pieces of candy attached to paper hearts. Why?
4. Shawn applied for the job but never heard from anyone. Why?
5. Glenn washed his hands before dinner. Why?
6. Dwayne looked unhappy as he walked out of the doctor's office. He had a Band-Aid on his arm. What might have happened?
7. Carla knew her favorite movie was on TV. When she turned on the TV, there was a different movie on. What might have happened?
8. Phyllis wanted to use the ATM. She drove away without using the machine. Why?
9. Zach went to the doctor. Why?
10. Jan heard scampering noises in the attic. She went to check it out and let out a scream. Why?
11. The shirt cost less than it did the week before. Why?
12. Clayton's family moved to another state. Why?

# How Would You Know? 1



Read each item to the student. Ask him to tell how he'd know something based on the clues.

1. The Titan football team just lost the championship game. How would you know?
2. The Seavers are going on vacation. How would you know?
3. Fran's family recycles. How would you know?
4. There was a car accident on Park Street and Third Avenue. How would you know?
5. There is a new baby in the Ahmed home. How would you know?
6. Hank did not get enough sleep. How would you know?
7. Kayla knew her sister was baking cookies. How would she know?
8. It is really hot outside. How would you know without going outside?
9. A bad storm is headed your way. How would you know?
10. Your neighbors are remodeling their house. How would you know?
11. You need air in your bicycle tires. How would you know?
12. Clarice lives a healthy lifestyle. How would you know?

## How Would You Know? 2



Read each item to the student. Ask her to tell how she'd know something based on the clues.

1. Grace went grocery shopping today. How would you know?
2. Your CD is damaged. How would you know?
3. Shaundra drove by the stadium and said, "The game must be over." How would she know?
4. Patty had been playing in the dirt. How would you know?
5. The shower upstairs is leaking. How would you know?
6. Your teacher isn't coming to school today. How would you know?
7. Your dog, Scruffy, has fleas. How would you know?
8. You need batteries for your remote control car. How would you know?
9. Tammy was in a bad mood. How would you know?
10. Terrence pulled up to the mall and thought it must be closed. How would he know?
11. The fire truck was on its way to a fire. How would you know?
12. Wiley did not like his meal at the restaurant. How would you know?

## How Would You Know? 3



Read each item to the student. Ask him to tell how he'd know something based on the clues.

1. The baby did not like the food. How would you know?
2. Rachel thought it might rain. How would she know?
3. Mrs. Stein was disappointed in her class's behavior. How would you know?
4. Ted was afraid he would miss his flight. How would you know?
5. The traffic light must be broken, Cathy thought. How would she know?
6. Patti has a crush on a boy in her class. How would you know?
7. Chris is sorry about breaking his mother's favorite glass. How would you know?
8. No one at the party liked your vegetable dip. How would you know?
9. No one in the room was happy. How would you know?
10. Your neighbors haven't fixed their lawn mower. How would you know?
11. Your plant needs water. How would you know?
12. Whitney is a good student. How would you know?

# Animal Idioms 1

Each sentence contains an expression related to *animals*. Read each sentence and circle the answer that means the same as the underlined part.

1. We were busy as bees getting ready for the wedding.
  - a. hardly working
  - b. making buzzing noises
  - c. working hard
2. Many things in our town have gone to the dogs in the last ten years.
  - a. been better
  - b. gotten worse
  - c. stayed the same
3. Our teacher had a cow when he discovered that no one had done their homework.
  - a. was angry
  - b. went to the farm
  - c. was pleased
4. The boy does not have much horse sense and sometimes makes the wrong decision.
  - a. love for horses
  - b. common judgment
  - c. skill
5. The teenager was in the doghouse with his parents because he came home late.
  - a. in trouble
  - b. having fun
  - c. happy
6. Sue decided to let sleeping dogs lie and not ask her parents about their fight.
  - a. leave things alone
  - b. figure out something
  - c. let her dog sleep in her room

## Animal Idioms 2



Each sentence contains an expression related to *animals*. Read each sentence and circle the answer that means the same as the underlined part.

1. Mom's party was supposed to be a surprise, but someone let the cat out of the bag.
  - a. told the secret
  - b. couldn't come to the party
  - c. gave the cat as a gift
  
2. After the race, I looked like something the cat dragged in.
  - a. energetic
  - b. enthusiastic
  - c. exhausted
  
3. The salesperson was sly as a fox when he got the customer to buy a more expensive car.
  - a. boring
  - b. clever
  - c. mean
  
4. I think buying tickets before making hotel reservations is putting the cart before the horse.
  - a. exciting
  - b. falling behind schedule
  - c. getting too far ahead
  
5. The teacher smelled a rat when everyone got an "A" on the test.
  - a. was proud
  - b. was suspicious
  - c. threw a party
  
6. My aunt took the bull by the horns and made plans for our family reunion.
  - a. took action
  - b. ignored the situation
  - c. sat around and relaxed

## Animal Idioms 3

Each sentence contains an expression related to *animals*. Read each sentence and circle the answer that means the same as the underlined part.

1. If I wolf down my food, I'll get a stomachache.
  - a. eat too quickly
  - b. eat too much
  - c. eat too slowly
2. Mom says dad's eating habits should change, but you can't teach an old dog new tricks.
  - a. Dad wants to learn new tricks.
  - b. It's easy to change new behaviors.
  - c. It's hard to change old behaviors.
3. Maria got nervous during her speech and the cat got her tongue.
  - a. spoke to the crowd
  - b. couldn't say anything at all
  - c. brought her cat up on stage with her
4. Robbie was like a cat on a hot tin roof because he didn't know the answer.
  - a. lazy
  - b. sitting outside his house
  - c. nervous
5. Toby is like a bull in a china shop, so everyone plays with him outside.
  - a. very quick
  - b. very silly
  - c. very clumsy
6. When Betty apologized and repaired the torn sweater, her friend said she killed two birds with one stone.
  - a. solved both problems at once
  - b. was not a good friend
  - c. was in big trouble



# Body Part Idioms 1

Each sentence contains an expression related to *body parts*. Read each sentence and circle the answer that means the same as the underlined part.

1. The boys were caught red-handed.
  - a. writing with red paint
  - b. doing something wrong
  - c. putting red handprints on the wall
2. The car cost an arm and a leg, but my dad loves it.
  - a. was expensive
  - b. was cheap
  - c. was a piece of junk
3. I didn't want to hurt my friend's feelings, so I held my tongue.
  - a. told on him
  - b. said something mean
  - c. kept quiet
4. The people admired Ted's garden and said he had a green thumb.
  - a. talent for gardening
  - b. dirty thumb
  - c. talent for cooking
5. My sister sat close and was all ears when I described my idea for a family business.
  - a. listened carefully
  - b. ignored me
  - c. had an earache
6. I didn't believe her and said she was pulling my leg.
  - a. silly
  - b. being pushy
  - c. teasing

## Body Part Idioms 2



Each sentence contains an expression related to *body parts*. Read each sentence and circle the answer that means the same as the underlined part.

1. Our teacher must have eyes in the back of his head because he always knows what's going on.
  - a. know what happens behind his back
  - b. wear his glasses backwards
  - c. not pay attention to us
2. The information from the boring lecture went in one ear and out the other.
  - a. gave me a headache
  - b. was important
  - c. was quickly forgotten
3. Jeffrey lost his job and is living hand to mouth.
  - a. making a lot of money
  - b. living on very little money
  - c. putting his hands in his mouth
4. I didn't want to talk to Russel, so I gave him the cold shoulder.
  - a. gave him a back massage
  - b. ignored him
  - c. wrote a letter
5. When Chris forgot his costume on the day of the Halloween parade, he stood out like a sore thumb.
  - a. looked like everyone else
  - b. wore his costume to school
  - c. looked different from everyone else
6. Angie twiddled her thumbs all year and is now unable to pass her school exams.
  - a. slacked-off
  - b. paid attention
  - c. studied hard

## Body Part Idioms 3

Each sentence contains an expression related to *body parts*. Read each sentence and circle the answer that means the same as the underlined part.

1. I felt a knot in my stomach as I heard about the effects of global warming.
  - a. nervous
  - b. confused
  - c. hungry
2. Mike and Eddie are joined at the hip and go everywhere together.
  - a. brothers
  - b. best friends
  - c. worst enemies
3. The dishonest candidate didn't want anyone to know that he had skeletons in the closet.
  - a. secrets from the past
  - b. a skeleton costume in his closet
  - c. liked to promise things
4. My friend takes life too seriously, and it seems as if he's always carrying the weight of the world on his shoulders.
  - a. strong
  - b. stressed-out
  - c. enthusiastic
5. Paul kept his nose to the grindstone so he could get good grades.
  - a. worked hard
  - b. took frequent breaks
  - c. borrowed money from his friends
6. Sally is new to the company, so she's still wet behind the ears.
  - a. ready for a promotion
  - b. swimming in the company pool
  - c. young and inexperienced



## Rephrasing Idioms 2



Rephrase each underlined part using different words that mean the same thing as the idiom or common saying. Write your answer in the space provided.

1. Take your hat off to the guy who does his best and never misses a day of work.

\_\_\_\_\_

2. Stop your monkey business and get to work!

\_\_\_\_\_

3. I heard about Ted's promotion straight from the horse's mouth.

\_\_\_\_\_

4. It's a sore subject, so I'll let sleeping dogs lie.

\_\_\_\_\_

Text

5. I stuck my neck out and volunteered.

\_\_\_\_\_

6. Matt is all thumbs when he tries to fix things.

\_\_\_\_\_

7. My friends were all ears when I talked about my vacation to Paris.

\_\_\_\_\_

8. I didn't bat an eye when my friend quit his job for the third time in two months.

\_\_\_\_\_



# Rephrasing Idioms 4



Rephrase each underlined part using different words that mean the same thing as the idiom or common saying. Write your answer in the space provided.

1. Lazy workers need rules because if you give them an inch, they will take a mile.

\_\_\_\_\_

2. The long holiday was just what the doctor ordered.

\_\_\_\_\_

3. Mrs. Weis had not heard from her daughter but figured no news is good news.

\_\_\_\_\_

4. Mollie's teddy bear was out of sight, out of mind.

\_\_\_\_\_

5. There was no use crying over spilt milk when Ivan broke the TV.

\_\_\_\_\_

6. Some people believe the United States has streets paved with gold.

\_\_\_\_\_

7. Sheila asked me to lend a hand in the kitchen.

\_\_\_\_\_

8. Actions speak louder than words, so the lazy politician was voted out of office.

\_\_\_\_\_

# Short Stories 1



Read the short story and answer the questions.

Beth was proud of her garden. She planted seeds and bulbs in the spring. She felt happy as each tulip bloomed. She loved to watch the beautiful colors fill her yard. She pulled the weeds so her flowers would have more space to grow. Beth watered the plants every day, just as the man at the nursery had told her.

One day, Beth's friend invited her to go on vacation. Beth happily agreed. They left on Thursday and returned the following Wednesday. When Beth got home, she couldn't believe what happened to her flowers.

a. What happened to Beth's flowers?

---

b. How did the flowers get that way?

---

c. How do you think Beth felt when she saw her garden?

---

d. What will Beth do about her garden?

---



## Short Stories 2



Read the short story and answer the questions.

On Noah's ninth birthday, he woke up and found a box at the end of his bed. There was a puppy inside. Noah picked up the puppy and immediately began sneezing. He took the puppy downstairs to play and continued to sneeze. Noah's eyes became red and watery. Mom looked worried. That night, Noah's mom said, "Noah, we have to talk to you about your puppy."

a. Why was the puppy in a box at the end of Noah's bed?

---

b. Why did Noah keep sneezing?

---

c. What else tells you that Noah might be allergic to the puppy?

---

d. What do you think Noah's mom had to say?

---

# Short Stories 3



Read the short story and answer the questions.

Shannon secured her suit and helmet. She pulled on her gloves and buckled her boots. She checked the air level in her tanks. She stepped off the shuttle and bounced around on the gray, powdery ground. Shannon couldn't believe how light she felt. She inspected a crater and picked up some rocks to bring home. Before returning, she took some pictures of Earth.

a. Where did this happen?

---

b. Why was Shannon bouncing around as she walked?

---

c. What clues tell you Shannon is not going for a walk outside?

---

d. What is Shannon's profession?

---

# Short Stories 4



Read the short story and answer the questions.

Becky was excited for the next day. Before she went to bed, she made sure everything was ready. She sharpened her pencils, double-checked her room number, and packed all her supplies. She went to bed early. When Becky woke up, she quickly showered, got dressed, grabbed her backpack, and headed downstairs for breakfast. She ate her pancakes, said “Good-bye” to her mom, and walked to the corner with the other kids.

a. Why was Becky excited?

---

b. Why did Becky make sure everything was ready the day before?

---

c. Why did Becky go to bed early?

---

d. Why did Becky and the other kids walk to the corner?

---

## Short Stories 5



Read the short story and answer the questions.

The bell rang on the last day of school. Katie jumped up out of her chair, hugged her teacher, and ran out the door. She skipped along and hummed until she was almost home. She began to walk slower and slower. She thought about how she would be leaving for her summer home many miles away. She wouldn't see many of her friends until September. Some of Katie's friends were moving over the summer, and she didn't know if she'd see them again. Katie sat down under a tree and held her head in her hands.

a. How did Katie feel at the beginning of the story?

---

b. How do you know she felt that way?

---

c. How did Katie feel at the end of the story?

---

d. What did Katie do in the last part of the story that shows how she felt?

---

# Short Stories 6



Read the short story and answer the questions.

It was rainy and windy. Henry looked out the window at the falling leaves. The leaves had changed colors some weeks before, but now it was getting colder and they were beginning to collect in the yard.

When the weather cleared up, Henry's dad asked him to come help in the yard. Henry put on his sneakers and jacket and found some large, plastic garbage bags.

a. Where is Henry when he's watching the leaves fall?

---

b. What season do you think it is?

---

c. What made the leaves fall off of the trees?

---

d. What clues tell you Henry is going outside?

---

# Short Stories 7



Read the short story and answer the questions.

The Jones family went on a picnic in July. They packed sandwiches, potato salad, fruit, chips, and drinks for six people into a cooler and drove to a park. Mr. and Mrs. Jones spread out their blankets on the grass, kicked off their shoes and socks, and watched the kids swing and slide. They could hear a soft rippling nearby. The family sat down to eat and joked and laughed. It was a perfect day to be outside enjoying the beautiful summer weather.

a. What clues tell you the Jones family had to take a large cooler?

---

b. How can you tell it was a warm day?

---

c. How could they tell there was a stream nearby?

---

d. Did the Jones family have a good time? How can you tell?

---

# Short Stories 8



Read the short story and answer the questions.

Justin and Matthew waited outside the office to be called. Dirt covered their faces, and Justin's shirt was ripped. Through the door, they heard their teacher explain to Mr. Simmons exactly what happened. Matthew stared angrily at Justin. Justin returned the furious look. As Ms. Campbell walked into the hallway, the boys kept their heads down so they didn't have to look her in the eye. The boys wondered how they would be punished.

a. Who is Mr. Simmons?

---

b. Why are the boys waiting outside an office?

---

c. How do the boys feel about each other? How can you tell?

---

d. Why didn't the boys look at their teacher?

---

## Short Stories 9



Read the short story and answer the questions.

Barbara and Steve adjusted their masks, closed their lips over their mouthpieces, and jumped off the back of the boat. They weren't carrying air tanks. They kicked their flippers and explored the underwater life from the surface. They saw coral reefs, fish, starfish, jellyfish, and some shrimp. After a half hour, they heard the captain's whistle and saw him waving them toward the boat.

a. Why were Barbara and Steve wearing masks and mouthpieces?

---

b. Were they snorkeling or scuba diving? What clues tell you that?

---

c. Were they exploring a lake or tropical waters? What clues tell you that?

---

d. What do you think Barbara and Steve might do now?

---



## Short Stories 10



Read the short story and answer the questions.

Mrs. James went to the store and bought everything to make a surprise for her son's birthday. When she got home, she took out her book and read the directions. Mrs. James set the ingredients on the counter and combined them to make the batter. She filled a large pan with the batter and put it in the oven.

When the timer went off, Mrs. James took the surprise out of the oven and put it on the counter to cool. When the surprise was cool, she took something from the refrigerator and carefully used a knife to spread it all over the surprise. Finally, she opened a box and counted out seven small objects. Mrs. James put them on the surprise and looked for some matches.

a. What kind of book did Mrs. James read?

---

b. What did she spread all over the surprise?

---

c. What were the seven objects that she placed on the surprise?

---

d. What was the surprise?

---

# Answer Key

This answer key is provided as a point of reference. Use clinical judgment to determine the appropriateness of any particular response. Accept all reasonable answers as correct.

## Pre/Post Assessment

### Pages 6-10

1. b
2. c
3. a. It won an award/contest.  
b. girl (Allysa)  
c. happy/proud  
d. judge
4. nickel
5. crossing guard
6. in the car
7. nervous/anxious
8. went to sleep
9. It was Halloween.
10. sneezing/dry or sore throat/stuffy nose, etc.
11. a
12. a. pet store  
b. cat  
c. excited  
d. walk dog/let dog out/dog needs more attention, etc.

### What Will Happen Next?

#### Page 11

1. sparkling-clean car
2. TV on

#### Page 12

1. girl puts letter in mailbox
2. easel with finished painting

#### Page 13

1. boy next to bed
2. boy eats lunch

#### Page 14

1. girl dives
2. bathtub overflows

#### Page 15

1. glass of milk
2. flower grows

#### Page 16

1. flowers in vase
2. unwrinkled shirt

#### Page 17

1. melted ice-cream cone
2. frying egg

#### Page 18

1. girl holds shirt she made
2. girl pays for shirt at checkout

#### Page 19

1. bubbles float around boy
2. boy blows bubble with gum

#### Page 20

1. girl with wrapped present
2. solved math problem

#### Page 21

1. frog
2. older woman

#### Page 22

1. table is set
2. woman drinks juice

#### Page 23

1. gives kids candy
2. complete snowman
3. Answers will vary.

#### Page 24

1. man gets on/rides bus
2. fish takes bait/boy catches fish
3. horse has jumped over log

#### Page 25

1. snow melts
2. girl blows out candles
3. girl wakes up

#### Page 26

1. woman gets groceries
2. calendar shows Wednesday, April 4
3. boy catches fireflies in jar

#### Page 27

1. girl eats ice cream
2. girl makes snow angel
3. man hangs picture/picture on wall

#### Page 28

1. bake pie
2. finished puzzle
3. finished sculpture

#### Page 29

1. firefighters put out fire
2. dynamite/firecracker explodes
3. bike gets flat tire

#### Page 30

1. birds hatch
2. woman does dishes
3. man answers phone

### What's Missing?

#### Page 31

1. wheel
2. clock hands
3. leg

#### Page 32

1. strings
2. sleeve
3. shoelace

#### Page 33

1. flower
2. piece
3. door

#### Page 34

1. fish
2. bird
3. swing

#### Page 35

1. ear
2. wheels
3. wings

#### Page 36

1. hose
2. bat
3. paintbrush

#### Page 37

1. scissors
2. basketball
3. dog

#### Page 38

1. net
2. mop head
3. balloons

#### Page 39

1. food
2. candles
3. pool

#### Page 40

1. bottle
2. rake
3. umbrella

#### Page 41

1. man plants seeds
2. man rakes

#### Page 42

1. boy eats spaghetti
2. boy eats banana

#### Page 43

1. girl loses control of bike
2. girl slips on banana peel

#### Page 44

1. mom puts pizza in oven
2. mom carves pumpkin

#### Page 45

1. girl bathes dog
2. girl cuts dog's fur

#### Page 46

1. girl bakes cake
2. girl eats melting ice cream

#### Page 47

1. man builds tree house
2. man builds doghouse

#### Page 48

1. woman pours milk
2. woman gets hair cut

#### Page 49

1. dog runs after stick
2. girl puts leash on dog

**Page 50**

1. person raises flag
2. someone pops popcorn in microwave
3. girl picks apples

**Page 51**

1. airplane flies
2. cocoon
3. person parachutes

**Page 52**

1. man collects logs and sticks/starts fire
2. woman shops
3. boy climbs ladder

**Page 53**

1. seasons changed
2. someone repairs page
3. someone opens birdcage

**Page 54**

1. woman drops eggs
2. boy kicks ball
3. boy sharpens pencil

**Page 55**

1. man shaves beard
2. girl brushes teeth
3. woman peels orange

**Page 56**

1. girl slides down pole
2. candle burns
3. girl bowls

**Page 57**

1. boy puts up rope swing
2. sand runs in hourglass
3. girl makes sandwich

**Picture Scene Inferences**

**Page 58**

1. cheeseburgers in clouds
2. fish reading
3. crabs building sandcastle
4. woman sunning self inside an umbrella
5. umbrella upside-down

**Page 59**

1. dogs drinking from birdbath
2. man feeding penguins
3. woman reading upside-down newspaper
4. dog walking owner
5. kittens in bird nest

**Page 60**

1. "Restaurant" spelled backwards (unless viewing from outside)
2. cats eating at table
3. waiter carrying tray on head
4. clown juggling food
5. man drinking water with fish
6. live chicken on woman's plate

**Page 61**

1. rocket rider in classroom
2. girl sitting on ceiling
3. incorrect addition problem
4. boy sitting on turtle
5. construction worker
6. girl painting floor
7. bride in classroom
8. student with a clock for a face
9. teacher is a dog

**Page 62**

1. cow nesting
2. sheep knitting
3. duck jumping rope
4. pig showering
5. ice-cream cones growing on tree

**Page 63**

1. people in cage
2. bear taking picture of people in cage
3. penguin surfing
4. gorilla in a dress
5. tiger eating burger and drinking soft drink
6. elephant watching TV
7. animals not in cages

**Page 64**

1. picture upside-down
2. hamster in fish tank

3. boy relaxing on crocodile
4. man sitting in bathtub
5. table missing leg

**Page 65**

1. snake
2. squirrel
3. catcher wearing snorkel and flippers
4. boy's head is fishbowl
5. boy's foot is loaf of bread
6. batter wearing football helmet

**Page 66**

1. birthday
2. Answers will vary.
3. seven/eight; eight candles on cake/seven candles with one extra "to grow on"
4. Answers will vary.

**Page 67**

1. school
2. tests/papers
3. girl is happy, boy is sad; girl did well on her test, boy did poorly
4. Answers will vary.

**Page 68**

1. Halloween
2. going to eat candy
3. trick-or-treating
4. Answers will vary.

**Page 69**

1. playing baseball
2. hit baseball through window
3. worried
4. Answers will vary.

**Page 70**

1. swimming; wet, drying with towels
2. storm coming; clouds, lifeguard looking at sky
3. lifeguard
4. Answers will vary.

**Page 71**

1. home/in bed
2. sick; washcloth/ thermometer/looks sick

3. headache/fever
4. Answers will vary.

**Page 72**

1. in trouble/mom yelling
2. Answers will vary.
3. Answers will vary.
4. Answers will vary.

**Page 73**

1. mud; dog tracked it in
2. playing outside
3. not happy/angry
4. Answers will vary.

**Page 74**

1. snowstorm
2. shovel/plow
3. spring
4. temperature rises above freezing/sunny

**Page 75**

1. car is being towed; car parked in illegal spot
2. Answers will vary.
3. Answers will vary.
4. Answers will vary.

**Page 76**

1. riding his bike
2. hit the rock and fell
3. wearing helmet
4. Answers will vary.

**Page 77**

1. peanut butter and jelly
2. trying to blame each other for mess
3. Answers will vary.
4. angry

**Page 78**

1. ice-skating pond
2. fell on her elbow
3. ice skating
4. Answers will vary.

**Page 79**

1. hospital/ER
2. hurt or broke arm
3. doctor put cast on
4. Answers will vary.

**Page 80**

1. amusement park/roller coaster; Answers will vary.
2. excited; scared; Answers will vary.
3. feel like flying/enjoy ride
4. Answers will vary.

**Page 81**

1. empty
2. Answers will vary.
3. No; roof, window, gutters need repair/yard is overgrown
4. people take care of them

**Page 82**

1. Pilgrims and Indians
2. acting in a play
3. Thanksgiving
4. autumn/fall

**Object Inferences**

**Pages 83-108**

Answers listed on teacher pages.

**Page 109**

1. b
2. d
3. a
4. c

**Page 110**

1. d
2. a
3. b
4. e

**Page 111**

1. f
2. d
3. b
4. e

**Page 112**

1. b
2. e
3. a
4. f

**Page 113**

1. list
2. helmet
3. fountain

4. anchor
5. poem
6. raft

**Page 114**

1. toothpaste
2. pot
3. pencil
4. guitar
5. piano
6. pen

**Page 115**

1. nest
2. onion
3. dinosaur
4. garbage
5. banana
6. snowman

**Page 116**

1. belt
2. crayons
3. boat
4. video game
5. tissues
6. earring

**Page 117**

1. crib
2. zipper
3. broom
4. sun
5. moon
6. mop

**Page 118**

1. flashlight
2. rainbow
3. present
4. washing machine
5. puddle
6. dishwasher

**Page 119**

1. pencil sharpener
2. towel
3. toaster
4. feather
5. acorn
6. hose
7. jump rope
8. kite

**Page 120**

1. pajamas
2. forks

3. lamp
4. microwave
5. shovel
6. shampoo
7. faucet
8. paper clips

**Page 121**

1. medicine
2. drinking fountain
3. tent
4. computer
5. backpack
6. tires
7. swimming pool
8. piggy bank

**Page 122**

1. cast
2. squirrel
3. sleeping bag
4. high chair
5. spatula
6. seashells
7. dice
8. keys

**Agent Inferences**

**Page 123**

1. firefighter
2. lifeguard
3. clown
4. veterinarian
5. dentist
6. mechanic
7. chef
8. pilot
9. architect
10. king
11. police officer
12. comedian

**Page 124**

1. dog groomer
2. astronaut
3. bank teller
4. thief
5. plumber
6. weather forecaster
7. magician
8. butcher
9. bus driver
10. archaeologist
11. pitcher
12. sky diver

**Page 125**

1. photographer
2. tour guide
3. captain
4. ballet dancer
5. detective
6. sculptor
7. teacher
8. cashier
9. pet trainer
10. food server/waiter
11. soldier
12. judge

**Pages 126-127**

Actions will vary.

**Page 128**

1. a
2. f
3. c
4. d

**Page 129**

1. c
2. e
3. f
4. a

**Page 130**

1. b
2. c
3. e
4. f

**Page 131**

1. e
2. d
3. b
4. a

**Page 132**

1. director
2. butcher
3. archaeologist
4. sportscaster
5. writer
6. doctor

**Page 133**

1. news reporter
2. builder
3. street vendor
4. scientist
5. disk jockey
6. preschool teacher

Page 134

1. artist
2. tour guide
3. police officer
4. photographer
5. cars salesperson
6. waiter

Page 135

1. politician
2. custodian
3. sailor
4. dancer
5. rock star
6. cheerleader

Page 136

1. electrician
2. weather forecaster
3. auctioneer
4. model
5. movie star
6. talk-show host

Page 137

1. sculptor
2. animal trainer
3. museum guide
4. detective
5. nanny
6. dietitian

Page 138

1. hairstylist
2. florist
3. ventriloquist
4. soldier
5. lawyer
6. postal worker
7. babysitter
8. coach

Page 139

1. lifeguard
2. dry cleaner
3. astronaut
4. boxer
5. librarian
6. flight attendant
7. farmer
8. swimmer

Page 140

1. dance instructor
2. symphony conductor
3. dog groomer
4. taxi driver

5. jeweler
6. gardener
7. landlord
8. marine biologist

Page 141

1. usher
2. goalie
3. botanist
4. author
5. fisherman
6. bank teller
7. comedian
8. carpenter

Page 142

1. plumber
2. hotel housekeeper
3. architect
4. skateboarder
5. president
6. mail carrier
7. teacher
8. rancher

Page 143

1. veterinarian
2. mechanic
3. circus performer
4. dentist
5. principal
6. truck driver
7. illustrator
8. cashier

Page 144

1. clown
2. chef
3. prince
4. construction worker
5. referee
6. seamstress
7. captain
8. football player

**Location Inferences**

Page 145

1. b
2. c
3. e
4. a

Page 146

1. d
2. f

3. a
4. c

Page 147

1. f
2. e
3. a
4. c

Page 148

1. b
2. d
3. a
4. f

Page 149

1. ice-cream shop
2. principal's office
3. symphony hall
4. haunted house
5. cruise ship
6. amusement park

Page 150

1. swimming pool
2. sidewalk
3. movie theater
4. lighthouse
5. campsite
6. bedroom

Page 151

1. jewelry store
2. dance studio
3. tunnel
4. train
5. bus
6. airport

Page 152

1. restaurant
2. racetrack
3. mountaintop
4. spaceship
5. baseball stadium
6. ocean

Page 153

1. doctor's office
2. hardware store
3. pet store
4. factory
5. woods
6. clothing store

Page 154

1. skyscraper
2. rain forest
3. hockey arena
4. train station
5. desert
6. bus stop

Page 155

1. courtroom
2. circus
3. airplane
4. gas station
5. neighborhood
6. dentist's office
7. island
8. elevator

Page 156

1. carnival
2. costume party
3. playground
4. bakery
5. school bus
6. museum
7. restaurant
8. shopping mall

Page 157

1. bed
2. campsite
3. golf course
4. hotel
5. park
6. weight room
7. taxi
8. street corner

Page 158

1. computer store
2. barbershop/hair salon
3. gym/health club
4. bowling alley
5. basketball court
6. laboratory
7. place of worship
8. truck stop

Page 159

1. ski slope
2. pharmacy
3. castle
4. bridge
5. moon
6. roller coaster
7. library
8. hot-air balloon

Page 160

1. veterinarian's office
2. track
3. kennel
4. desert
5. car lot
6. hospital
7. farm
8. police station

Page 161

1. parking lot
2. tennis court
3. beach
4. underwater
5. toy store
6. zoo
7. ranch
8. arcade

**Feelings Inferences**

Page 164

1. hungry
2. licking her lips/  
smelling food
3. sad
4. crying/looks sad/  
writes "I miss you"
5. scared
6. covering eyes/curled up

Page 165

1. proud
2. won soccer game/trophy
3. upset/guilty
4. dropped ketchup
5. excited/happy
6. opened present/got  
puppy as a gift

Page 166

1. confused
2. angry
3. frightened
4. nervous
5. excited
6. embarrassed
7. exhausted
8. sad
9. shocked

Page 167

1. curious
2. anxious

3. upset
4. exhausted
5. ashamed
6. impatient
7. excited
8. cranky

Page 168

1. frightened
2. sick
3. furious
4. hopeful
5. clumsy
6. thrilled
7. eager
8. welcome

Page 169

1. interested
2. victorious
3. selfish
4. amused
5. relieved
6. worried
7. wicked
8. shy

Page 170

1. fascinated
2. generous
3. embarrassed
4. cautious
5. inspired
6. brave
7. surprised
8. guilty

Page 171

1. delighted
2. annoyed
3. doubtful
4. energetic
5. confused
6. relaxed
7. foolish
8. lonely

Page 172

1. obedient
2. silly
3. enthusiastic
4. nervous
5. jealous
6. tired

7. defeated
8. bored

Page 173

1. b, c, a
2. b, a, c
3. a, b, c
4. c, a, b
5. b, a, c
6. b, c, a
7. c, a, b
8. a, c, b

Page 174

1. b, c, a
2. b, a, c
3. b, c, a
4. c, b, a
5. c, a, b
6. a, b, c
7. b, c, a
8. b, a, c

**Making Predictions**

Page 175

1. wait for bite
2. someone will answer
3. load dishwasher
4. fall asleep
5. close suitcase/go on trip
6. cover seed/water it/  
seed will grow
7. mail it
8. stir it/mix it/drink it
9. get on ride
10. look for people
11. order food
12. go to dentist

Page 176

1. wait for people to call/  
wait for people to see  
the house
2. go to store
3. get Band-Aid
4. draw picture
5. Answers will vary.
6. tape page
7. rake leaves
8. say the "Pledge of  
Allegiance"
9. take stairs
10. melt

11. sew pants
12. vacuum

Page 177

1. eat lunch
2. blow bubbles
3. ice the cake
4. hear thunder/  
start raining
5. bring the stick back
6. feed worm to babies
7. go to work
8. turn off alarm/get up
9. open the umbrella
10. put clothes in the dryer
11. drive to fire
12. study

Page 178

1. listen to music
2. give Scraps treats/  
pet him
3. pull car over/give ticket
4. pour in milk
5. shake hands/say name  
or "nice to meet you"
6. go to doctor/call in sick  
to school/take medicine
7. answer or ask a question
8. pick it up
9. put clean sheets on bed/  
wash sheets
10. ask to borrow money/  
call home
11. go through the garage/  
use spare key/call  
locksmith
12. Answers will vary.

Page 179

1. get a new sheet of paper
2. call tow truck/change tire
3. stop or postpone game
4. apologize
5. carve the pumpkin
6. take a shower
7. make a sandwich
8. wrap the gift
9. shovel snow
10. plant flowers or seeds
11. run/walk
12. slide down slide

## Page 180

- bake a cake or brownies
- go horseback riding
- do his laundry
- make snowman's face
- clean the bathroom
- make a valentine
- bake the pizza
- cut Brenda's hair
- fly the kite
- play golf
- do the dishes
- stop

## Page 181

- set the table
- brush teeth
- to a sleepover
- wash the car
- play tennis
- fish
- take a class picture
- go trick-or-treating
- eat Thanksgiving dinner
- see a movie
- eat breakfast
- cover mouth

## Page 182

- drive
- bat/play baseball
- walk the dog
- check out the book
- make a salad
- ski down-hill
- bowl
- change a tire
- replace a light bulb
- go shopping
- start a fire
- get drink

## Cause and Effect Inferences

### Page 183

- person on other end couldn't hear him/mad
- used credit card
- no time to iron/iron broke
- injury/taking time off
- washing her hands
- has a virus/broke
- had a question or answer
- expensive
- owed late fees
- snowstorm

- did a good job
- running late

### Page 184

- has a crush/embarrassed
- rotten
- hit his thumb
- cutting onions
- cold outside
- bad grade
- didn't like book
- late
- won the game
- burnt cake
- car broke down
- at someone else's house

### Page 185

- wedding/dance
- playing baseball
- principal sick/busy
- gained weight/pants shrunk
- car accident
- poor behavior or test scores
- ate too much
- snowstorm
- got hurt
- people moved out/vacation
- flat tire
- needed ride

### Page 186

- running late at work
- panda sick/maintenance
- got in a fight
- robbed
- freezer broke/not cold enough/broken
- raccoons/wind/storm
- big sale
- worms/bugs ate leaves
- car leaks
- paper was late
- electricity or bulb out
- grass was long

### Page 187

- gas wasn't working/out of gas
- grabbed the wrong suitcase
- clock broken/needs to be reset

- got good grade
- someone forgot to put letter inside
- moths ate the clothes
- bug bite
- delivery
- empty
- oven broken/not on
- suitcase was lost
- It was dirty.

### Page 188

- fire drill
- no coats in that size
- prank call/disconnected
- no water/too much sun
- illegally parked
- raining/too cold
- in gym/art/music
- injury
- neighbor is sick/hurt
- having a baby
- dog is lost/ran away
- was sorry/did something wrong

### Page 189

- broke arm
- pen out of ink
- stoplight broken
- playing tag/she's "it"
- neighbors are moving
- storm coming/lightning
- scary part
- looked for cars
- bad weather
- refrigerator broken/out of date
- did well/won
- didn't like it/wrong size

### Page 190

- got chicken pox
- birthday
- Valentine's Day
- didn't get job
- wanted clean hands
- got a shot
- newspaper was wrong
- machine out of cash/out of order
- Answers will vary.
- saw a mouse
- sale
- Answers will vary.

## How Would You Know?

### Page 191

- look sad/other team happy
- packing suitcases
- have recycling bins
- police officers there/wrecked cars
- baby items (bottles, crib)/hear cries
- looks sleepy/yawns
- smelled cookies baking
- see people outside wearing summer clothes/forecast
- sky getting dark/forecast
- construction going on
- tires flat
- exercises/eats right

### Page 192

- refrigerator/cupboards are full
- doesn't play/skips
- people leaving stadium/no cars
- clothes were dirty
- water coming through to downstairs
- substitute teacher
- dog scratches a lot
- car wasn't working
- Answers will vary.
- no cars in the lot
- siren is on
- sent it back/didn't eat it

### Page 193

- baby spit out food
- dark storm clouds in sky
- looked angry/was mad
- running in the airport
- police officer directing traffic
- blushes when she sees him
- apologizes to his mom/upset
- a lot of dip is left
- body language/expressions
- grass needs to be cut
- dry, dead, or drooping leaves/dry soil
- good grades/studies/pays attention

## Inferring From Idioms

Page 194

1. c
2. b
3. a
4. b
5. a
6. a

Page 195

1. a
2. c
3. b
4. c
5. b
6. a

Page 196

1. a
2. c
3. b
4. c
5. c
6. a

Page 197

1. b
2. a
3. c
4. a
5. a
6. c

Page 198

1. a
2. c
3. b
4. b
5. c
6. a

Page 199

1. a
2. b
3. a
4. b
5. a
6. c

Page 200

1. pleased/excited
2. permission
3. one way
4. with great success
5. without warning
6. very upset/tired
7. in an instant
8. is hard to replace

Page 201

1. recognize/acknowledge
2. fooling around
3. directly from the source
4. leave things alone
5. took a risk
6. clumsy/not much use
7. listening carefully
8. show surprise

Page 202

1. hurry up
2. was fully prepared
3. locked out
4. gave up
5. easy
6. selling quickly
7. paying for things
8. free

Page 203

1. give them a small amount of freedom, and they will want more
2. needed
3. not hearing anything probably meant everything was okay
4. forgotten
5. no point in complaining about something that already happened
6. opportunity
7. help out
8. what you do is more important than what you say

## Inferring From Short Stories

Page 204

- a. flowers died
- b. weren't watered/weeds not pulled out
- c. sad
- d. try to make it healthy again

Page 205

- a. It was a gift.
- b. He's allergic to the puppy.
- c. eyes red and watery
- d. that he won't be able to keep the puppy

Page 206

- a. the moon/outer space
- b. no gravity
- c. wearing space equipment/needs air tanks/shuttle/bounces on "grey, powdery" ground/crater/takes pictures of Earth
- d. astronaut

Page 207

- a. school year starting
- b. to be prepared
- c. so she wouldn't be tired
- d. to catch the school bus

Page 208

- a. excited
- b. jumped up/hugged her teacher/skipped home/hummed
- c. sad
- d. held head in hands

Page 209

- a. inside
- b. fall
- c. rain/weather/cold weather (lack of sunlight)
- d. put on jacket and sneakers and got bags to collect leaves

Page 210

- a. They packed a lot of food for a lot of people.
- b. July/no socks or shoes/playing outside
- c. They could hear the rippling.
- d. Yes; They joked and laughed.

Page 211

- a. principal
- b. They're in trouble for fighting.
- c. They don't like each other; got into fight/look meanly at each other
- d. They felt bad or ashamed.

Page 212

- a. to see and help with breathing underwater
- b. snorkeling; explore from surface/no breathing gas/could hear whistle
- c. tropical waters; types of underwater life
- d. return to boat

Page 213

- a. cookbook
- b. icing/frosting
- c. candles
- d. birthday cake