


PARENTS' NOTES

**SPARE
PARTS**
puppet theatre



NOBODY OWNS THE MOON

Adapted from the book by Tohby Riddle

SEP 24 - OCT 8 10AM & 1PM DAILY

Plus 6:30pm performances Sep 28 & Oct 7 | No performances Sundays or public holidays

BOOKINGS ESSENTIAL www.sppt.asn.au | 9335 5044

Nobody Owns the Moon

Adapted from the book by Tohby Riddle

Meet the inhabitants of an enchanted city, a place where rich and poor live side by side, as everyone comes together for one magical night at the theatre.

With hand puppets, marionettes and masks *Nobody Owns the Moon* will make you think twice about the place you live, and might even encourage you to stop and say hello to your neighbour.

Perfect entertainment for children aged 5 and above, this joyful show will spark conversations about belonging, community and will resonate with children and adults alike.

Duration: 50 min

Director/ Co-creator: Michael Barlow

Co creator: Noriko Nishimoto

Designer: Leon Hendroff

Composer: Lee Buddle

Lighting Designer: Graham Walne

Puppet Construction: Leon Hendroff, Rosie Martin, Julie Reeves, Bryan Woltjen

Production Manager: Chad Wetton

Performers: Yvan Karlsson, Geoff Kelso, Jessica Lewis, Shirley van Sanden

Education Resource by Mary Wolfla



Government of Western Australia
Department of Culture and the Arts




About the Book

Preshow:

Nobody Owns the Moon is adapted from the book of the same name by Tohby Riddle. Tohby is an Australian writer, illustrator, cartoonist, and designer based in Sydney Australia. He has written and illustrated many books for children.

Some of his other books include; *My Uncle's Donkey*, *Irving the Magician*, *The Singing Hat* and *The Great Escape from City Zoo*.



Nobody Owns the Moon was first published in 2008 and is now currently out of print, but can be found in libraries and some online booksellers.

Well-tuned tales



Animal stories beat heavy-handed lecturing,
Meq Sorensen writes.

If children don't come away understanding what it is like to be inside the skins of the fox and the donkey in *Nobody Owns The Moon* (Penguin, \$24.95), I'll go hee. Centred around the soft affection between two fast friends in a big, hard city, Tohby Riddle fills this gentle, witty picture book with pathos but keeps the tone as light as a balloon.

The fox is a survivor while the donkey is a jackass of all trades, presently down on his luck. Watching them penetrate the palaces of capitalism and seeing gilded doors spring open for them to sup in style is deeply amusing and satisfying. This is a heartening story about what it means to really achieve, not just on the surface but also at a level of shared humanity. This is a sophisticated and well-thought-through picture book yet its real success is the way it seems absolutely without guile.

Tohby Riddle

Tohby Riddle is an award-winning writer, illustrator, cartoonist and designer based in Sydney, Australia. He is visiting WA to celebrate the World Premiere season of Spare Parts Puppet Theatre's Nobody Owns the Moon, an adaptation of his children's book.

Tohby will be visiting libraries for book readings throughout his visit. You can catch him at the following venues:

Wednesday September 28

10.30am **The Grove**
1 Leake St, Peppermint Grove

5.00pm **Subiaco Library**
237 Rokeby Rd, Subiaco
To book click [here](#).

Thursday September 29

12.30pm **Fremantle City Library**
8 William St, Fremantle
To book click [here](#).

Friday September 30

10.30am **Paper Bird**
42 Henry Street Fremantle
To book click [here](#).

1.00pm **City of Perth Library**
573 Hay St, Perth

To book email: childrens.library@cityofperth.wa.gov.au

Research Tohby Riddle.

What are some interesting facts about this author?

Online resource:

Tohby Riddle's website
<http://www.tohby.com/>

State Library of WA's website
<http://slwa.wa.gov.au/>

Theatre Etiquette

Discuss appropriate audience behavior with your child prior to attending *Nobody Owns the Moon*.

Basic Theatre Etiquette for young audience members:

- Go to the toilet before the performance.
- Attending a theatre performance is different from attending a movie. The performers can hear you if you talk or make a lot of noise. Keep quite during the performance and be respectful of the performer. Remember they can see and hear you to.
- It's okay to laugh at the funny parts of the performance.
- Keep your hands and feet to yourself.
- You should not eat during the performance. Give the performers your full attention.
- Clap at the end of the performance if you enjoyed what you saw.



Meet Performer Yvan Karlsson



About Yvan Karlsson: While studying Dance at John Curtin College of the Arts, Yvan performed with STEPS Youth Dance Company in 5 major works, various workshops and a regional & international tour. He was co-creator/performer of *Rites: Dying to Dance* (FringeWorld 2014), and did a secondment on *Farm* at Spare Parts Puppet Theatre. Since graduating, in 2015 Yvan performed his short piece *Cool Bananas* in the *Best of 600 Seconds* as part of Blue Room Theatre's Summer Nights, performed in the Royal De Luxe/Perth International Arts Festival event THE GIANTS, travelled to Europe training under Philippe Gaulier completing his 'Le Jéiu' course in Paris, undertook the development of *You, Animal You* for Danielle Micich with Force Majeure. He was one of three selected artists in the First Hand program at Spare Parts Puppet Theatre through which he got to develop his solo work *MonkeyBoy*. Recently Yvan co-created the Dance/Theatre work *Ophelia* for FringeWorld 2016.

Where are you from?

I am from here! Perth. Though I am half Australian as my father is Swedish.

What character do you play in *Nobody Owns the Moon*?

I play a street performer who dreams of being successful. He lives and performs in the big city with his friends, 3 Pigeons who sing, and a Bear that dances. He also knows everything that goes on in the city so is a helpful guide into what is happening throughout the story.

Why did you want to become a performer?

I don't think I ever specifically decided what I was going to do. However, I was very determined to find a job that made me happy and that I loved. Growing up I loved dancing and performing and now in my professional life I'm loving puppetry and theatre. I have gone with the things that have interested me and pursued them.

Who inspires you?

My big brother has inspired me a lot, he left Perth when he was 19 and is now an incredibly successful make-up artist in London. Seeing that you can be creative and also successful has definitely made a huge impact in my life.

What is your favourite children book?

The adventures of TinTin were a favourite. Fairly sure I read every book.

If I wanted to become a performer what advice would you give me?

Do lots of different things. Performers have a collection of skills and training to draw from. The more skills you have the better the performer.

Vocabulary Words

These vocabulary words represent the themes that run through the story of *Nobody Owns the Moon*. Discuss their meaning prior to attending the performance to assist with comprehension:

Belonging

Community

Equality

Inequality

Ownership

Friendship

Post Show:

Have a conversation about the major themes of the performance *Nobody Owns the Moon*.

Conversation starters:

- What did you like best about the performance *Nobody Owns the Moon*?
- How did the performance make you feel?
- Do you know anyone like Clive Fox or Humphrey Donkey?
- Why does Humphrey Donkey cry at the end of the theatre show?

Build a Box City

The set of *Nobody Owns the Moon* features a city. Design and build your very own box city.

What you will need:

✓ Boxes, all shapes all sizes. It might take some time to collect boxes before you start building. Have a look in your cupboard, fridge and recycle bin for clean cardboard boxes or plastic containers.

✓ Masking or Clear Tape

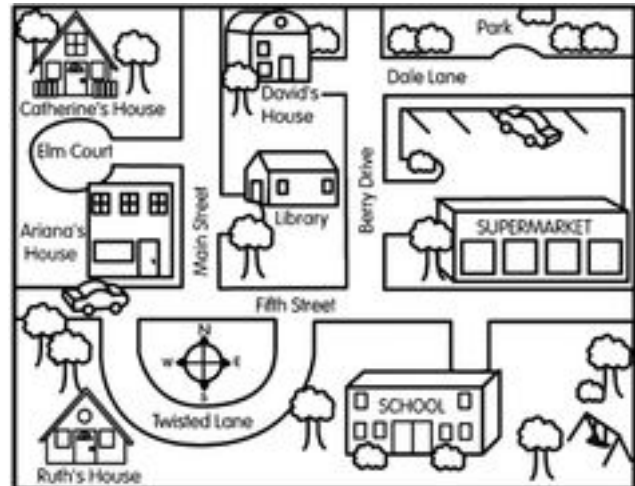
✓ Markers

✓ Scrap Paper

✓ Glue

✓ Scissors

✓ Decorative items (these can be recycled items) Foil, fabric, pipe cleaners, popsicle sticks., old fabric, felt



Get inspired! Research some images of box cities. These can be found online via a Google image search using the words ' box city.'

Designing the city! List all the buildings and services you find in the city. Where do people work, live, and play? What kinds of businesses are in they city? Don't forget to include important things like Police stations and schools.

After you have a large list of buildings, businesses and places listed, use paper and pencil to draw out a city plan that includes these places. Be as creative as possible and remember to include roads and paths.

Now you're ready to build your city.

Write a narrative about life in your city

After the city has been built write a narrative about life in the city. The narrative should take place in the city and feature at least two characters. Share your story with friends and family.

Extension: You might like to create simple puppet people/characters that could feature in the city and help role-play the narrative.

Do the Humphrey Dance

As you can see from the show *Nobody Owns the Moon*, Humphrey the donkey is very clumsy and had a hard time keeping a job because of it. Create your own Humphrey Dance based of the character attributes you saw in the show.

Humphrey is clumsy; he can't work at a restaurant because he drops the plates of spaghetti all over the diners. He can't be a cleaner because he makes a terrible mess throwing water on people.

Create 4 dance moves that feature the theme of being clumsy and people's reaction to clumsiness. The dance moves should incorporate the dance elements of Body, Space and Time.

Body – what body parts are you moving?

Space and Shape – How close are you to other people? What space or area of the room are you using? What shapes is your body making? Do any of your dance moves incorporate the floor?

Examples: Falling down, dropping the spaghetti plates, slipping on a wet floor.

Once you've found 4 dance moves show them off to friends and family.

Don't forget to warm up:

Shake it Out to *Shake It Up* by Taylor Swift

Start by shaking your head side to side and up and down, then shake your shoulders, arms, hands, belly, bum, knees, feet and toes. Then do the same again but in reverse starting with your toes and ending with your head. Then you have the rest of the song to free dance.

Puppet Theatre Booth

In the performance of *Nobody Owns the Moon* the main characters go see a performance that takes place on stage inside a puppet theatre booth.

Make your own cardboard puppet theatre booth for your house.

There are some great online resources teaching how to make a few different styles of puppet booth. The links below I recommend as they use easily found supplies.

About.com

<http://familycrafts.about.com/video/Make-a-Cardboard-Puppet-Theater.htm>

Art Attack Disney

<https://www.youtube.com/watch?v=pTTYWYvhR1o>

Kidspot.com.au

<http://www.kidspot.com.au/things-to-do/activities/how-to-make-your-own-puppet-theatre>

Once your Puppet Theatre Booth has been built make stick puppets and create a short play in the booth.

To get started quickly bring in puppets you may have at home. For younger years IKEA sells cheap puppets based on classic children's stories this could be a great way to get creating and recalling stories during imaginative play.

Stick Puppets

After seeing *Nobody Owns the Moon* make stick puppets and create a short performance of your own.

Children should decide what sort of story they would like to tell.

Once you've have decided who your characters will be, create these characters out of paper, markers, glue on hair or fur, and decorations. Puppets can be animals, people or things. Be creative. You can find printable stick puppet animals online if you want to simplify the project or draw the characters, cut them out, colour and decorate them.

For older children, ask them to write a template of the story they will be performing. The story should have a beginning, climax, resolution or ending.

What you will need:

- ✓ Popsicle sticks or craft sticks
- ✓ Tape
- ✓ Glue
- ✓ Scissors
- ✓ Markers
- ✓ A variety of paper in different colours
- ✓ Decorative items such as fabric, yarn, wool, felt

Some inspiring images:



Jobs and more Jobs

In the performance of *Nobody Owns the Moon* the audience learns what kinds of jobs Clive and Humphrey do. There are all kinds of jobs to do in our community. Learn more about the different areas of the work force.

Interview a family member or friend about the kind of job they do and ask them questions about it:

Example:

What is your job title?
What do you do at work?
Do you work alone or with other people?
Do you make a product?

Food Bank of WA

In *Nobody Owns the Moon* the character of Humphrey struggles with being hungry and having enough to eat. This is a reality for many people living in Western Australia and possibly even some of your children's peers.

If appropriate, donate to Food Bank of WA (or another charity affiliated with your school or church). Discuss the concept of donating with your family to help them learn generosity, empathy and compassion for others.

To learn more about what kinds of food is needed or what you can do to help hungry people in Western Australia visit the Food Bank of WA website.

<http://www.foodbank.org.au/>

Write a Review



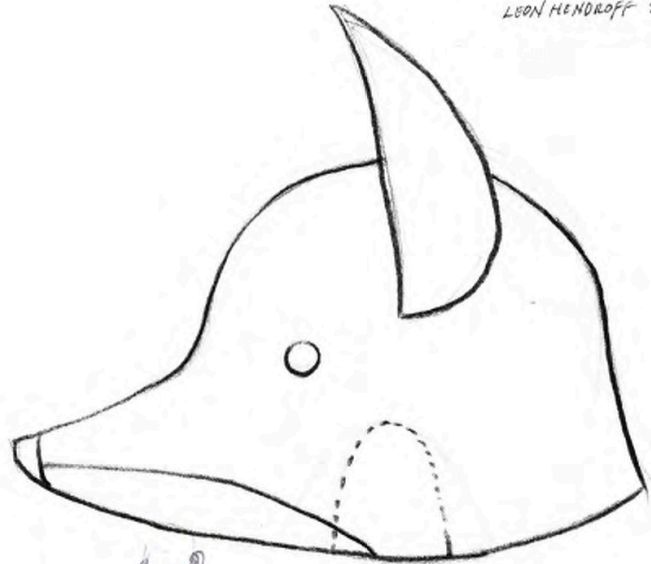

After seeing *Nobody Owns the Moon* write a review of the performance. What did you like? What didn't you like? When finished send them in to us at Spare Parts Puppet Theatre.

We like to know what you think!

Spare Parts Puppet Theatre
PO BOX 897
Fremantle WA 6959
admin@sppt.asn.au

Puppet Drawings by Leon Hendroff

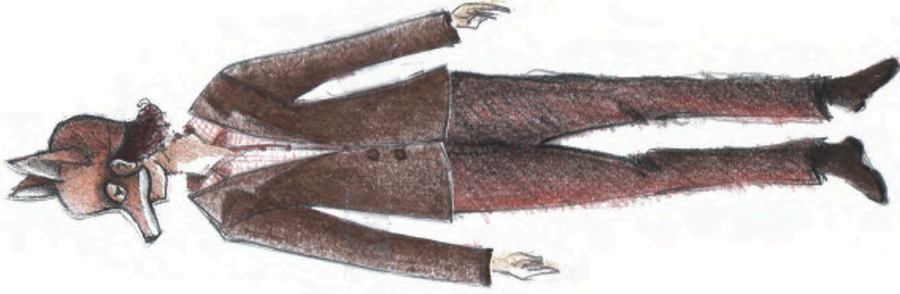
NOBODY
OWNS THE
MOON
FOX
GLOVE PUPPET HEAD
LEON HENDROFF 2016.




NOBODY
OWNS THE
MOON
DONKEY
GLOVE PUPPET HEAD
LEON HENDROFF 2016



NOBODY OWNS THE MOON
© CLIVE
LEON HENDROFF 2016




DRESSED FOR THEATRE



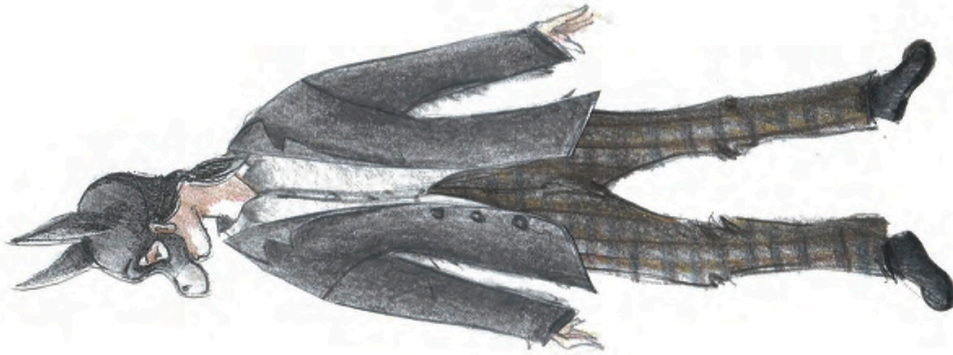
CHARACTER COSTUME



BASE COSTUME



NOBODY OWNS THE MOON
© HUMPHREY
LEON HENDROFF 2016



DRESSED FOR THEATRE



CHARACTER COSTUME



BASE COSTUME