



2021

FLORIDA STATE

FOOTBALL



NOLES OPEN SEASON vs. #9 NOTRE DAME



FLORIDA STATE SEMINOLES | 0-0, 0-0 ACC

VS

#9 NOTRE DAME FIGHTING IRISH | 0-0

Sunday, September 5, 2021 • 7:30 p.m. • Tallahassee, Fla.
Bobby Bowden Field at Doak S. Campbell Stadium (79,560)



NOTES TO KNOW

- » Florida State opens its 2021 season in primetime Sunday, Sept. 5 hosting No. 9 Notre Dame. The game between two of college football's iconic programs marks the seventh primetime season opener for the Seminoles in the last nine years and the fourth consecutive night game in the series.
- » The season opener will be FSU's first football game on a Sunday in school history.
- » FSU leads the all-time series with Notre Dame 6-4 (.600), including a 4-1 mark (.800) in the state of Florida. The teams have split their two matchups in Tallahassee, with the most recent coming in 2014, when No. 2 Florida State defeated the 5th-ranked Fighting Irish 31-27.
- » FSU is 30-10 (.750) all-time when opening the season at home, including an 18-4 (.818) mark since 1975. Overall, the Seminoles are 54-20 (.730) in season openers.
- » Florida State is opening its season in Tallahassee for the fourth straight season, its longest stretch of season-opening home contests since starting five straight years at home from 2008-12. The only other times FSU has played at least four straight season openers in Tallahassee are 1947-51, 1954-62 and 1981-84.
- » After having the youngest team in college football last season with freshmen and sophomores making up 75 percent of the roster, Florida State added 13 transfers with a combined 309 games of collegiate experience for the 2020 season.
- » FSU's 13 transfers have recorded 1,677 rushing yards, 25 rushing touchdowns, 630 completions, 8,683 passing yards, 72 passing touchdowns, 102 receptions, 1,106 receiving yards, nine receiving touchdowns, 590 tackles, 61.0 tackles for loss, 35.0 sacks, 43 quarterback hurries, 32 pass breakups, eight forced fumbles, three interceptions and two fumble recoveries.
- » Last season, Florida State averaged 199.9 rushing yards per game, the program's highest since 2016, and 5.11 yards per rush, its most since 2015. The Seminoles ranked 4th in the ACC in yards per carry and 5th in the conference in rushing yards per game.
- » FSU ranked 23rd nationally in yards-per-rush average and 16th among teams with at least 350 carries in 2020. The yards-per-game average ranked 20th among teams that played at least nine games last season.

NUMBERS TO KNOW

74.6

Winning percentage since 1976,
4th-highest in the nation

75

Florida State is celebrating its 75th
season of football in 2021

45

Consensus All-Americans, 10th-most
all-time

44

1st-Round NFL Draft picks, since 1973,
6th-highest total of any program



2021 SCHEDULE

Date	Opponent	Time/Result
Sept. 5	#9 Notre Dame	7:30 p.m. (ABC)
Sept. 11	Jacksonville State	8:00 p.m. (ACCN)
Sept. 18	at Wake Forest*	3:30 PM
Sept. 25	Louisville*	TBA
Oct. 2	Syracuse*	TBA
Oct. 9	at #10 North Carolina*	TBA
Oct. 23	UMass	TBA
Oct. 30	at #3 Clemson*	TBA
Nov. 6	NC State*	TBA
Nov. 13	#14 Miami*	TBA
Nov. 20	at Boston College*	TBA
Nov. 27	at #13 Florida	TBA

*ACC Game; AP Rankings Listed

MEDIA INFORMATION

TV: ABC

Play-by-Play: Joe Tessitore

Analyst: Greg McElroy

Reporter: Katie George



RADIO: SEMINOLE SPORTS NETWORK

Play-by-Play: Gene Deckerhoff

Analyst: William Floyd

Sideline: Tom Block



SIRIUS XM RADIO

FSU Broadcast (Sirius/XM/App): 84/84/84

DIRECT LINKS

Watch: <https://www.espn.com/watch/>

Listen: <https://noles.co/radio2021>

TEAM INFORMATION

FLORIDA STATE

Head Coach: Mike Norvell (Central Arkansas, '05, '07)

FSU Record: 3-6 (2nd season)

Overall Record: 41-21 (6th season)

NOTRE DAME

Head Coach: Brian Kelly (Assumption, 1983)

Notre Dame Record: 102-39 (12th season)

Overall Record: 273-96-2 (31st season)

SERIES HISTORY

Florida State leads the all-time series, 6-4.

The Seminoles and Fighting Irish have never met in a season opener.



2021 FSU FOOTBALL

HEAD COACH MIKE NORVELL



2nd season at Florida State
6th season as Head Coach | 16th overall

Hometown: Irving, Texas
Alma Mater: Central Arkansas, 2005, 2007
Family: wife Maria; daughter Mila

COACHING HISTORY

Year	School	Position
2020-PR	Florida State	Head Coach
2016-19	Memphis	Head Coach
2012-15	Arizona State	Offensive Coordinator/QB
2011	Pittsburgh	co-Off. Coord./WR/Dir. of Recruiting
2010	Tulsa	Passing Game Coord./WR/Dir. of Recruiting
2009	Tulsa	Passing Game Coord./WR
2007-08	Tulsa	Graduate Assistant
2006	Central Arkansas	Graduate Assistant

HEAD COACHING CAREER

Year	Team	Record	Bowl
2021	Florida State	0-0	—
2020	Florida State	3-6	—
2019	Memphis	12-1	Cotton*
2018	Memphis	8-6	Birmingham
2017	Memphis	10-3	Liberty
2016	Memphis	8-5	Boca Raton
5 seasons		41-21	

*did not coach bowl game

I LOVE THE MIKE NORVELL HIRE. [HE'S] A GUY THAT'S GOING TO WORK THE STUDENTS ON CAMPUS AND GET THEM EXCITED ABOUT FOOTBALL. HE'S GOT THE ENERGY TO DO THAT. I'M REALLY HOPEFUL AND EXCITED ABOUT GETTING FLORIDA STATE AND THAT GREAT TRADITION BACK, PLAYING MEANINGFUL FOOTBALL AGAIN IN TALLAHASSEE. - Kirk Herbstreit, ESPN

- » Only FBS head coach to produce a top-7 rushing offense (4th, 2018) and a top-7 passing offense (7th, 2017) since 2016
- » One of four FBS head coaches to oversee multiple top-4 total offenses (4th in 2017 and 2018) since 2016
- » Only coach in ACC history to defeat a top-5 team in his first season in the conference (31-28 win vs. No. 5 UNC on Oct. 17, 2020)
- » Named Florida State's 11th full-time head football coach on Dec. 8, 2019
- » Spent the previous four seasons as the head coach at Memphis, compiling a record of 38-15
- » Won the 2019 American Athletic Conference championship and a spot in the New Year's Six Cotton Bowl
- » His 71.7 winning percentage at Memphis was the highest in program history
- » Joined Nick Saban as the only two FBS head coaches to score at least 500 points every season from 2016-19
- » One of 12 head coaches in any conference to appear in three straight conference championship games (2017-19). He is also one of only seven to make three conference championship game appearances in their first four years as a head coach
- » Finalist for the Eddie Robinson and Bear Bryant Coach of the Year awards in 2019
- » 13 of Norvell's pupils have been selected in the last four NFL Drafts, including multiple picks each year
- » Has coached 21 NFL Draft picks, five All-Americans, including three first-team selections, and three Freshman All-Americans, while his players have earned 60 all-conference recognitions
- » Memphis was one of three FBS teams to rank in the top-15 nationally in scoring offense every year from 2016-19

- » In 2019, led Memphis to a school-record 12 wins and the program's first outright conference championship since 1969
- » In 2018, unanimous All-American Darrell Henderson broke the NCAA record with a career average of 8.22 yards per carry, and his 2018 average of 8.92 yards per carry was the highest for a season with a minimum of 200 carries in records dating back to 2000
- » In 2017, Anthony Miller earned consensus All-America honors after leading the NCAA with 18 touchdowns and ranking 3rd in the country with 96 receptions and 1,462 yards
- » Four-year letterwinner at Central Arkansas who was inducted into the UCA Sports Hall of Fame in 2015. He broke the school record with 213 career receptions and still ranks 5th with 2,611 receiving yards

HEAD COACHING CAREER

Opponent	Record	Streak	Last
Boston College	0-0	--	11/20/2021
Bowling Green	1-0	W1	W, 77-3 (2016)
Cincinnati	3-0	W3	W, 29-24 (2019)
Clemson	0-0	--	10/30/2021
Duke	1-0	W1	W, 56-35 (2020)
East Carolina	2-0	W2	W, 59-41 (2018)
Florida	0-0	--	11/27/2021
Georgia State	1-0	W1	W, 59-22 (2018)
Georgia Tech	0-1	L1	L, 13-16 (2020)
Houston	4-0	W4	W, 45-27 (2019)
Iowa State	0-1	L1	L, 20-21 (2017)
Jacksonville State	1-0	W1	W, 41-24 (2020)
Kansas	1-0	W1	W, 43-7 (2016)
Louisville	0-1	L1	L, 16-48 (2020)
Mercer	1-0	W1	W, 66-14 (2018)
Miami	0-1	L1	L, 10-52 (2020)
Missouri	0-1	L1	L, 33-65 (2018)
Navy	2-2	W1	W, 35-23 (2019)
North Carolina	1-0	W1	W, 31-28 (2020)
North Carolina State	0-1	L1	L, 22-38 (2020)
Notre Dame	0-1	L1	L, 26-42 (2020)
Ole Miss	1-1	W1	W, 15-10 (2019)
Pittsburgh	0-1	L1	L, 17-41 (2020)
SMU	4-0	W4	W, 54-48 (2019)
South Alabama	2-0	W2	W, 42-6 (2019)
South Florida	1-1	W1	W, 49-10 (2019)
SE Missouri State	1-0	W1	W, 35-17 (2016)
Southern	1-0	W1	W, 55-24 (2019)
Southern Illinois	1-0	W1	W, 44-31 (2017)
Syracuse	0-0	--	10/2/2021
Temple	1-1	L1	L, 28-30 (2019)
Tulane	3-1	W1	W, 47-17 (2019)
Tulsa	3-1	W3	W, 42-41 (2019)
UCF	0-4	L4	L, 41-56 (2018)
UCLA	1-0	W1	W, 48-45 (2017)
UConn	2-0	W2	W, 55-14 (2018)
ULM	2-0	W2	W, 52-33 (2019)
UMass	0-0	--	10/23/2021
Wake Forest	0-1	L1	L, 34-37 (2018)
Western Kentucky	0-1	L1	L, 31-51 (2016)

ASSISTANT COACHES

Kenny Dillingham	Offensive Coordinator/QB
2nd year at FSU/8th in college	Booth
Adam Fuller	Defensive Coordinator
2nd year at FSU/24th in college	Field
John Papuchis	Special Teams Coordinator/DE
2nd year at FSU/21st in college	Field
Chris Thomsen	Deputy Head Coach/TE
2nd year at FSU/25th in college	Field
Odell Haggins	Associate Head Coach/DT
28th year at FSU/28th in college	Field
Alex Atkins	Offensive Line
2nd year at FSU/15th in college	Field
Ron Dugans	Wide Receivers
3rd year at FSU/17th in college	Field
David Johnson	Recruiting Coordinator/RB
2nd year at FSU/14th in college	Field
Chris Marve	Def. Run Game Coordinator/LB
2nd year at FSU/8th in college	Booth
Marcus Woodson	Def. Pass Game Coordinator/DB
2nd year at FSU/17th in college	Booth



2021 FSU FOOTBALL

HEAD COACH MIKE NORVELL: BY THE NUMBERS

39.6

Points per game as a head coach, 3rd-highest nationally among coaches active each year from 2016-21

40

32 games scoring at least 40 points as a head coach

50

17 games scoring at least 50 points as a head coach

60

5 games scoring at least 60 points as a head coach

70

3 games scoring at least 70 points as a head coach

3,000

Coached a 3,000-yard passer in six of the last eight seasons

300

20 individual 300-yard passing games in 62 games as head coach

1,000

One of only two individuals, along with Oklahoma's Lincoln Riley, to coach a 1,000-yard receiver each season from 2013-19

100

33 individual 100-yard receiving games in 62 games as a head coach

1,000

Produced six 1,000-yard rushers in the last seven seasons

100

42 individual 100-yard rushing games in 62 games as a head coach

11

Defensive touchdowns, including at least one every season as a head coach

11

Kickoff return touchdowns in five seasons as a head coach

991

Single-year APR score in most recent NCAA report (2018-19 academic year)

21

NFL Draft picks coached, including 15 selected in the last five years

42

Current Division I coaches who have served on his staff

The list of 42 current Division I coaches who have worked under Norvell includes three head coaches and 11 coordinators:

Coach	Current Position	School
Chris Ball	Head Coach	Northern Arizona
Will Hall	Head Coach	Southern Miss
Ryan Silverfield	Head Coach	Memphis
Curt Baldus	Special Teams Coordinator	Arkansas State
Darrell Dickey	Offensive Coordinator	Texas A&M
Kenny Dillingham	Offensive Coordinator	Florida State
Adam Fuller	Defensive Coordinator	Florida State
Kevin Johns	Offensive Coordinator	Memphis
Dan Lanning	Defensive Coordinator	Georgia
Pete Lembo	Special Teams Coordinator	South Carolina
Chip Long	Offensive Coordinator	Tulane
Joe Lorig	Special Teams Coordinator	Penn State
John Papuchis	Special Teams Coordinator	Florida State
Scott Symons	Defensive Coordinator	Liberty

126

Seminole Scholars recognized in first two seasons since program's implementation



Mike Norvell's commitment to academics has been visible on FSU's jerseys starting with the 2020 season with the addition of the 'Seminole Scholar' patch. The 2021 season features 62 players who have graduated, earned a 3.0 cumulative GPA or finished their previous semester with a 3.0 GPA.

Entering the season, 18 players have already earned an undergraduate degree. Of that number, **DeCalon Brooks, Parker Grothaus, Baveon Johnson, Emmett Rice, Brady Scott, Deonte Sheffield, Leonard Warner** and **Ontaria Wilson** got their degrees at Florida State.



2021 FSU FOOTBALL

HEAD COACH MIKE NORVELL: GAME HIGHS

Points	Team	
77	vs. Bowling Green	9/24/16
70	vs. ECU	11/25/17
	at UConn	10/6/17
66	vs. Mercer	9/1/18
	vs. SMU	11/18/17

Points In A Quarter		
35	vs. Bowling Green (1st)	9/24/16
28	vs. Duke (1st)	12/12/20
	vs. Mercer (2nd)	9/1/18
	vs. Mercer (1st)	9/1/18
	vs. UConn (2nd)	10/6/18
	at UConn (1st)	10/6/17

Points In A Half		
56	vs. Mercer (1st)	9/1/18
	vs. Bowling Green (1st)	9/24/16
49	vs. ECU (1st)	11/25/17
42	at Houston (2nd)	10/19/17
41	vs. UConn (1st)	10/6/18

Total Plays		
100	at UConn	10/6/17
92	vs. Houston	11/23/18
89	at South Florida	11/23/19
	at UCF	12/2/17
86	vs. Mercer	9/1/18

Total Offense		
753	at UCF	12/2/17
752	vs. Mercer	9/1/18
711	at UConn	10/6/17
679	vs. Georgia State	9/14/18
664	vs. SMU	11/18/17

Yards Per Play		
13.0 (49-635)	vs. ECU	11/25/17
11.0 (62-679)	vs. Georgia State	9/14/18
10.7 (59-634)	vs. UConn	10/6/18
9.0 (74-664)	vs. SMU	11/18/17
8.9 (60-535)	at ULM	10/5/19

Passing Attempts		
55	at UConn	10/6/17
53	at Houston	10/19/17
49	at UCF	9/30/17
47	at Ole Miss	10/1/16
46	vs. South Florida	11/12/16

Completions		
39	at UConn	10/6/17
33	at Houston	10/19/17
31	at Ole Miss	10/1/16
30	at UCF	12/2/17
	vs. Houston	11/25/16

Passing Yards		
480	at UConn	10/6/17
471	at UCF	12/2/17
	at Houston	10/19/17
418	vs. Western Kentucky	12/20/16
409	vs. Houston	11/25/16

Passing Touchdowns		
8	at UConn	10/6/17
6	vs. UCLA	9/16/17
	vs. Bowling Green	9/24/16
5	at Houston	11/16/19
	vs. Tulane	10/18/19
	vs. Mercer	9/1/18
	vs. Georgia State	9/14/18

Rushing Attempts		
59	vs. Houston	11/23/18
58	at South Florida	11/23/19
55	vs. Tulsa	11/10/18
53	vs. Jacksonville State	10/3/20
	vs. Wake Forest	12/22/18
	at Cincinnati	11/18/16

Rushing Yards		
410	vs. Georgia State	9/14/18
401	at UCF	12/1/18
	vs. Houston	11/23/18
378	vs. UConn	10/6/18
333	vs. ECU	11/25/17
	vs. SMU	11/18/17

Rushing Touchdowns		
7	vs. SMU	11/18/17
6	vs. Duke	12/12/20
	vs. UConn	10/6/18
	vs. Houston	11/23/18
5	vs. Jacksonville State	10/3/20
	at South Florida	11/23/19
	at ECU	11/3/18
	vs. South Alabama	9/22/18
	vs. ECU	11/25/17

Fewest Total Yards Allowed		
170	at South Florida	11/23/19
173	vs. Ole Miss	8/31/19
174	vs. Mercer	9/1/18
244	at Cincinnati	11/18/16
248	at South Alabama	9/14/19

Fewest Passing Yards Allowed		
20	vs. Navy	10/14/17
44	at South Florida	11/23/19
52	at Navy	9/8/18
82	vs. Navy	9/26/19
85	at Navy	10/22/16

Fewest Rushing Yards Allowed		
25	at SMU	11/15/18
32	vs. Iowa State	12/30/17
60	vs. Mercer	9/1/18
63	vs. Jacksonville State	10/3/20
80	vs. Ole Miss	8/31/19

Sacks		
7	vs. Tulane	10/27/17
6	vs. Western Kentucky	12/20/16
5	vs. Cincinnati	11/29/19
	vs. Houston	11/23/18
	at SMU	11/15/18
	vs. Tulsa	11/10/18

Tackles For Loss		
15	vs. Cincinnati	11/29/19
13	vs. Tulane	10/27/17
12	at SMU	11/15/18
11	vs. Tulsa	11/10/18
	vs. UCLA	9/16/17

Takeaways		
6	vs. Kansas	9/17/16
5	vs. Navy	10/14/17
4	vs. Duke	12/12/20
	vs. UConn	10/6/18
	at UCF	12/2/17
	vs. ULM	8/31/17
	vs. Bowling Green	9/24/16

Interceptions		
4	vs. Bowling Green	9/24/16
3	vs. Duke	12/12/20
	vs. Tulane	10/18/19
	vs. UConn	10/6/18
	at UCF	12/2/17
	vs. ECU	11/25/17

Fumble Recoveries		
4	vs. Kansas	9/17/16
3	at UCF	12/1/18
	vs. Navy	10/14/17
	vs. ULM	8/31/17
2	10x, last at Notre Dame	10/10/20

Blocked Kicks		
3	vs. Georgia Tech (2 FG, 1 PAT)	9/12/20
2	vs. North Carolina (2 punts)	10/17/20
	vs. Southern (2 punts)	9/7/19
1	at Tulsa (1 FG)	10/26/19
	at ULM (1 FG)	10/5/19
	at Missouri (1 punt)	10/20/18
	vs. South Alabama (1 punt)	9/22/18

Individual Points Scored		
24	Patrick Taylor Jr. at Houston	10/19/17
	Anthony Miller at UConn	10/6/17
18	16x, last Jashaun Corbin vs. Duke	12/12/20

Touchdown Responsibility		
7	Riley Ferguson at UConn (7 pass)	10/6/17
	R. Ferguson vs. BGSU (6 pass, 1 rush)	9/24/16
6	Brady White at Houston (5 pass, 1 rush)	11/16/19
	R. Ferguson vs. UCLA (6 pass)	9/16/17
5	B. White vs. Tulane (5 pass)	10/18/19
	B. White vs. Georgia St. (5 pass)	9/14/18
	B. White vs. Mercer (5 pass)	9/1/18
	R. Ferguson vs. SMU (2 pass, 3 rush)	11/18/17
	R. Ferguson vs. Tulane (3 pass, 2 rush)	10/27/17

Total Offense		
466	Riley Ferguson at UCF	12/2/17
465	Riley Ferguson at Houston	10/19/17
420	Riley Ferguson at UConn	10/6/17
414	Riley Ferguson vs. Houston	11/25/16
394	Riley Ferguson vs. UCLA	9/16/17

Rushing Attempts		
31	Darrell Henderson vs. UCF	10/13/18
30	Patrick Taylor Jr. vs. Wake Forest	12/22/18
27	Patrick Taylor Jr. vs. Ole Miss	8/31/19
26	Patrick Taylor Jr. at Missouri	10/20/18
24	Kenneth Gainwell vs. Tulsa	10/26/19
	Darrell Henderson vs. Houston	11/23/18

Rushing Yards		
233	Darrell Henderson vs. Georgia St.	9/14/18
212	Darrell Henderson at Navy	9/8/18
210	Darrell Henderson at UCF	12/1/18
209	Kenneth Gainwell at ULM	10/5/19
199	Darrell Henderson vs. UCF	10/13/18

Rushing Touchdowns		
4	Patrick Taylor Jr. at Houston	10/19/17
3	Jashaun Corbin vs. Duke	12/12/20
	Patrick Taylor Jr. at South Florida	11/23/19
	Kenneth Gainwell at Tulsa	10/26/19
	Darrell Henderson at UCF	12/1/18
	Darrell Henderson vs. UConn	10/6/18
	Patrick Taylor Jr. vs. UConn	10/6/18
	Darrell Henderson at Navy	9/8/18
	Riley Ferguson vs. SMU	11/18/17





2021 FSU FOOTBALL

HEAD COACH MIKE NORVELL: GAME HIGHS

Longest Rush

88	Jordan Travis vs. Pitt	11/7/20
83	Calvin Austin III vs. Mercer	9/1/18
82	Darrell Henderson at UCF	12/1/18
	Darrell Henderson vs. Tulane	10/27/17
80	Darrell Henderson vs. UCLA	9/16/17

Rushing Yards Per Carry (min. 12)

16.6	Darrell Henderson vs. Ga. St. (14-233)	9/14/18
16.3	Darrell Henderson at Navy (13-212)	9/8/18
14.9	Kenneth Gainwell at ULM (14-209)	10/5/19
14.1	Darrell Henderson vs. ULM (12-169)	8/31/17
13.1	Darrell Henderson at UCF (16-210)	12/1/18

Passing Attempts

53	Riley Ferguson at Houston	10/19/17
49	Riley Ferguson at UCF	9/30/17
48	Riley Ferguson at UConn	10/6/17
46	Riley Ferguson vs. South Florida	11/12/16
	Riley Ferguson at Ole Miss	10/1/16

Completions

34	Riley Ferguson at UConn	10/6/17
33	Riley Ferguson at Houston	10/19/17
30	Riley Ferguson at UCF	12/2/17
	Riley Ferguson vs. Houston	11/25/16
	Riley Ferguson at Ole Miss	10/1/16

Passing Yards

471	Riley Ferguson at UCF	12/2/17
	Riley Ferguson at Houston	10/19/17
431	Riley Ferguson at UConn	10/6/17
409	Riley Ferguson vs. Houston	11/25/16
398	Riley Ferguson vs. UCLA	9/16/17

Passing Touchdowns

7	Riley Ferguson at UConn	10/6/17
6	Riley Ferguson vs. UCLA	9/16/17
	Riley Ferguson vs. BGSU	9/24/16
5	Brady White at Houston	11/16/19
	Brady White vs. Tulane	10/18/19
	Brady White vs. Georgia St.	9/14/18
	Brady White vs. Mercer	9/1/18

Receptions

15	Anthony Miller at UConn	10/6/17
	Anthony Miller vs. Houston	11/25/16
14	Anthony Miller at UCF	12/2/17
12	Anthony Miller vs. Tulsa	10/29/16
11	Anthony Miller vs. Western Kentucky	12/20/16

Receiving Yards

250	Anthony Miller vs. Tulsa	10/29/16
224	Anthony Miller at UConn	10/6/17
203	Kenneth Gainwell vs. Tulane	10/18/19
195	Anthony Miller at UCF	12/2/17
185	Anthony Miller vs. UCLA	9/16/17

Receiving Touchdowns

4	Anthony Miller at UConn	10/6/17
3	Anthony Miller at UCF	12/2/17
	Anthony Miller vs. Western Kentucky	12/20/16
2	16x, last Ja'Khi Douglas vs. Duke	12/12/20

Longest Pass

89	Riley Ferguson to Anthony Miller vs. ECU	11/25/17
84	R. Ferguson to A. Miller vs. Kansas	9/17/16
75	Brady White to Damonte Coxie at ECU	11/3/18
	B. White to Patrick Taylor Jr. vs. Mercer	9/1/18
73	B. White to Antonio Gibson vs. Navy	9/26/19

Receiving Yards Per Catch (min. 3)

53.7	Sean Dykes at UCF (3-161)	12/2/17
48.0	Anthony Miller vs. ECU (3-144)	11/25/17
27.0	Damonte Coxie vs. S. Alabama (3-81)	9/14/19
25.7	Ja'Khi Douglas vs. Duke (3-77)	12/12/20
	Anthony Miller vs. BGSU (3-77)	9/24/16

Tackles

16	Curtis Akins vs. Navy	10/22/16
14	Curtis Akins at UCF	12/1/18
	T.J. Carter at Houston	10/19/17
13	Austin Hall at Tulsa	10/26/19
	Tyrez Lindsey at Tulane	9/28/18

Tackles For Loss

5.5	Genard Avery vs. Tulane	10/27/17
5.0	Bryce Huff at Tulane	9/28/18
4.0	Joseph Dorceus vs. Cincinnati	11/29/19
	Joseph Dorceus at ULM	10/5/19
3.5	Bryce Huff vs. Cincinnati	11/29/19
	Bryce Huff vs. SMU	11/15/18
	Arthur Maulet vs. Western Kentucky	12/20/16

Sacks

3.5	Genard Avery vs. Tulane	10/27/17
3.0	Arthur Maulet vs. Western Kentucky	12/20/16
2.5	Bryce Huff at SMU	11/15/18
2.0	14x, last Janarius Robinson vs. UNC	10/17/20

Punt Return Yards

109	Pop Williams vs. Tulsa	11/10/18
77	Traveon Samuel at South Florida	11/23/19
75	Pop Williams vs. Georgia St.	9/14/18
33	Anthony Miller vs. SEMO	9/3/16
31	Pop Williams vs. Kansas	9/17/16

Punt Return Average (min. 3)

27.3	Pop Williams vs. Tulsa (4-109)	11/10/18
18.8	Pop Williams vs. Georgia St. (4-75)	9/14/18
12.8	Traveon Samuel at South Florida (6-77)	11/23/19
11.0	Anthony Miller vs. SEMO (3-33)	9/3/16
9.3	Pop Williams vs. UConn (3-28)	10/6/18

Long Punt Return

72	John Williams vs. Tulsa	11/10/18
47	John Williams vs. Georgia State	9/14/18
30	John Williams at Cincinnati	11/18/16
31	John Williams vs. Kansas	9/17/16
27	Keith Brown vs. Southern	9/7/19

Punt Return Touchdowns

1	Keith Brown (blocked punt) vs. Southern	9/7/19
	Pop Williams vs. Tulsa	11/10/18

Kickoff Return Yards

209	Tony Pollard vs. Wake Forest	12/22/18
174	Tony Pollard vs. South Florida	11/12/16
161	Tony Pollard vs. Tulsa	10/29/16
159	Antonio Gibson vs. SMU	11/2/19
152	Tony Pollard at UCF	12/1/18

Kickoff Return Average (min. 3)

53.0	Antonio Gibson vs. SMU (3-159)	11/2/19
49.3	Tony Pollard vs. Southern Ill. (3-148)	9/23/17
44.7	Tony Pollard at Navy (3-134)	10/22/16
35.7	Chris Claybrooks vs. Tulane (3-107)	10/18/19
34.8	Tony Pollard vs. Wake Forest (6-209)	12/22/18

Long Kickoff Return

100	Tony Pollard vs. East Carolina	11/25/17
	Tony Pollard vs. Southern Illinois	9/23/17
	Tony Pollard at Navy	10/22/16
99	Gabriel Rogers vs. Navy	9/26/19
	Tony Pollard vs. ULM	8/31/17
	Darrell Henderson at SMU	11/5/16

Kickoff Return Touchdowns

1	11x, last Chris Claybrooks vs. Cincinnati	11/29/19
---	---	----------

All-Purpose Yards

386	Antonio Gibson vs. SMU	11/2/19
318	Tony Pollard vs. Wake Forest	12/22/18
307	Kenneth Gainwell vs. Tulane	10/19/19
278	Darrell Henderson vs. SMU	11/18/17
273	Darrell Henderson at Navy	9/8/18

PATs Made

11	Jake Elliott vs. BGSU	9/24/16
10	Riley Patterson vs. East Carolina	11/25/17
9	Riley Patterson vs. Mercer	9/3/18
	Riley Patterson vs. SMU	11/18/17
8	Parker Grothaus vs. Duke	12/12/20
	Riley Patterson at East Carolina	11/3/18
	Riley Patterson vs. Georgia St.	9/14/18
	Riley Patterson vs. Tulane	10/27/17

Field Goals Made

4	Riley Patterson vs. SMU	11/2/19
3	Riley Patterson vs. Cincinnati	12/7/19
	Riley Patterson vs. UCF	10/13/18
	Riley Patterson vs. Navy	10/14/17
	Jake Elliott at SMU	11/5/16
	Jake Elliott at Tulane	10/14/16
	Jake Elliott vs. Kansas	9/17/16

Long Field Goal

53	Parker Grothaus vs. Georgia Tech	9/12/20
52	Riley Patterson vs. Cincinnati	12/7/19
	Riley Patterson at Missouri	10/20/18
50	Riley Patterson vs. Cincinnati	12/7/19
	Riley Patterson vs. SMU	11/2/19
	Riley Patterson at ULM	10/5/19
	Jake Elliott at Tulane	10/14/16
	Jake Elliott vs. Kansas	9/17/16

Punting Average

54.7	Adam Williams at ULM (3-164)	10/5/19
53.7	Spencer Smith vs. Temple (3-161)	10/6/16
52.0	A. Williams vs. South Ala. (2-104)	9/22/18
	S. Smith vs. Southern Ill. (2-104)	9/23/17
51.3	A. Williams vs. Tulane (3-154)	10/18/19
	S. Smith vs. Kansas (3-154)	9/17/16

Long Punt

77	Adam Williams at ULM	10/5/19
76	Adam Williams vs. Tulane	10/18/19
73	Adam Williams at SMU	11/15/18
63	Spencer Smith at Tulane	10/14/16
61	Adam Williams vs. Ole Miss	8/31/19





2021 FSU FOOTBALL

GAME NOTES VS. NOTRE DAME

NOLES OPEN 2021 SEASON AGAINST NO. 9 NOTRE DAME

- » The Seminoles open the 2021 season, the second under head coach **Mike Norvell**, Sunday, Sept. 5 on Bobby Bowden Field at Doak Campbell Stadium. Florida State is 6-4 all-time against the Fighting Irish, splitting a pair of games in Tallahassee.
- » Every game in the series has featured at least one ranked team, with FSU being ranked in eight games, five times in the top-10, and Notre Dame being ranked for six matchups, all in the top-10.
- » **The season opener against Notre Dame will be the first time in Florida State's 75 seasons that the Seminoles play on Sunday.**
- » In last season's game in South Bend, quarterback **Jordan Travis** threw for 204 yards and ran for 96, FSU's fifth-best rushing performance in series history. Travis passed and ran for a touchdown against the Irish, something he did in five different games last season. FSU racked up 405 total yards, the most for the Noles against a Top-10 opponent since 2016 at No. 10 Miami (FSU had 432 yards against No. 5 North Carolina the week after the ND game).
- » **Dillan Gibbons**, a graduate transfer on FSU's offensive line, spent his first four seasons with the Fighting Irish.

SEMINOLES DIP INTO TRANSFER PORTAL

- » After fielding the nation's youngest team in 2020, with 75 percent of the roster consisting of freshmen or sophomores, head coach Mike Norvell brought in quarterback **McKenzie Milton** (UCF), defensive end **Keir Thomas** (South Carolina), defensive back **Jammie Robinson** (South Carolina), offensive lineman **Dillan Gibbons** (Notre Dame), long snapper **James Rosenberry Jr.** (Maryland), linebacker **Cortez Andrews** (Maryland), wide receiver **Andrew Parchment** (Kansas), defensive back **Joe Lang** (Holy Cross), defensive end **Jermaine Johnson II** (Georgia), defensive back **Caleb Blake** (Colorado State), running back **D.J. Williams** (Auburn), defensive back **Jarques McClellion** (Arkansas) and defensive end **Marcus Cushnie** (Alabama A&M) from the transfer portal to provide experience. The group brought 309 games of collegiate experience into the 2021 season.

RETURNING PRODUCTION

- » FSU returns 84.5 percent of its scoring, 80.3 percent of its total offense, 78.8 percent of its all-purpose yards, 84.2 percent of its rushing touchdowns, 81.2 percent of its rushing yards, 80.0 percent of its passing touchdowns, 79.3 percent of its passing yards, 73.0 percent of its completions, 80.0 percent of its receiving touchdowns, 76.7 percent of its receptions, 74.0 percent of its receiving yards, 73.5 percent of its tackles, 71.4 percent of its forced fumbles, 59.2 percent of its tackles for loss, 50.0 percent of its quarterback hurries, 50.0 percent of its fumble recoveries, 100.0 percent of its field goals, 100.0 percent of its PATs, 100.0 percent of its kickoff return yards, 100.0 percent of its punt return yards and 91.9 percent of its punting yards from the 2020 season.

OFFENSE IN YEAR 2 UNDER NORVELL, DILLINGHAM

- » Head coach **Mike Norvell** and offensive coordinator **Kenny Dillingham** have teamed up for the second consecutive season to engineer FSU's offense.
- » Florida State returns all 11 starters from the 2020 campaign, led by quarterback **Jordan Travis**, a deep running back group and a pair of talented wide receivers.
- » FSU notched 522 total yards against Duke in the season finale, the second 500-yard game on offense for the Noles in 2020. FSU improved to 20-0 all-time against the Blue Devils with a 56-35 win. Against the Blue Devils, FSU scored six rushing touchdowns for just the second time in an ACC game. The only other time that happened was in 1992, FSU's first year in the league, against Maryland.
- » Running back **Jashaun Corbin** scored three rushing touchdowns against the Blue Devils, one shy of the single-game school record. Then-freshmen **Lawrance Toafili** and **Ja'Khi Douglas** scored touchdowns of over 70 yards and Travis threw a pair of touchdowns in the victory.
- » Four different players scored on the ground against Duke - Travis scored a rushing TD in his sixth straight game, extending his school record for a QB; Corbin scored three times, one shy of the school single-game record; **Treshaun Ward** scored on his first carry of the season, a 26-yard run in the second quarter; and Toafili led FSU with 117 yards, including 73 on a TD run in the second half.
- » In its four games during October, Florida State averaged 230.5 rushing yards and 443.5 yards of total offense per game, ranking 4th and 7th, respectively, in the ACC. The rushing yards total was 15th nationally in October, while the total offense average ranked 29th in the nation. The Seminoles' average of 5.46 yards per carry also ranked 4th in the conference and 17th in FBS.
- » Against Jacksonville State, the Seminoles tallied 263 rushing yards and 268 passing yards. That was FSU's first game with at least 250 yards rushing and passing since 2016 at Syracuse.

ALL-TIME vs. NOTRE DAME

Year	Location	Res.	AP Rank (FSU/Opp)
1981	South Bend	W, 19-13	20/-
1993	South Bend	L, 24-31	1/2
1994	Orlando	W, 23-16	8/-
1995	Miami*	W, 31-26	8/6
2002	Tallahassee	L, 24-34	11/6
2003	South Bend	W, 37-0	5/-
2011	Orlando**	W, 18-14	25/-
2014	Tallahassee	W, 31-27	2/5
2018	South Bend	L, 13-42	-/3
2020	South Bend	L, 26-42	-/5

Overall: 6-4 | Home: 1-1 | Away: 2-3 | Neutral: 3-0

*Orange Bowl

**Champs Sports Bowl

HIGHS vs. NOTRE DAME

Passing:

Chris Rix, 2003	17-31-3, 327 yards, 3 TD
Charlie Ward, 1993	31-50-1, 297 yards, 3 TD
Danny Kanell, 1995	20-32-2, 290 yards, 4 TD
Jameis Winston, 2014	23-31-1, 273 yards, 2 TD
E.J. Manuel, 2011	20-31-0, 249 yards, 2 TD

Rushing:

Rock Preston, 1994	12-165, 1 TD
Warrick Dunn, 1994	29-163, 0 TD
Warrick Dunn, 1995	22-151, 0 TD
Ricky Williams, 1981	15-135, 0 TD
Jordan Travis, 2020	19-96, 1 TD

Receiving:

Craphonso Thorpe, 2003	7-217, 2 TD
Anquan Boldin, 2002	9-175, 1 TD
Tamorrion Terry, 2020	9-146, 1 TD
Kez McCorvey, 1993	11-138, 1 TD
Rashad Greene, 2014	8-108, 1 TD





2021 FSU FOOTBALL

GAME NOTES VS. NOTRE DAME

- » The Seminoles scored touchdowns on six of their last seven drives of the game, including five straight touchdown drives, vs. Jacksonville State. It marked the first time FSU scored touchdowns on five straight drives since taking six straight drives to the end zone Nov. 18, 2017 vs. Delaware State.
- » Including Travis, Corbin, Toafili, wide receivers **Keyshawn Helton** and **Ontaria Wilson** and tight end **Camren McDonald**, all 11 of FSU's starters on offense from a year ago return.
- » Including **Dillan Gibbons'** time at Notre Dame, FSU has nine offensive linemen that have started at least one game in their careers, tied for the 2nd-most players with a start at an FBS school (Minnesota 10, FSU and seven others at 9).

QUARTERBACKS READY TO SHINE IN 2021

- » Florida State has four quarterbacks on its roster that have started a game in their career, including three - **Jordan Travis**, **Chubba Purdy** and **Tate Rodemaker** - who started for FSU in 2020.
- » Joining that group is **McKenzie Milton**, who led UCF to a 27-6 record as a starter from 2016-18 and twice finished in the Top 10 for Heisman Trophy voting (6th in 2018, 8th in 2017). Milton enters the season on the watch lists for the Maxwell, Davey O'Brien and Johnny Unitas Golden Arm Award. Milton's 33 career starts are the sixth-most in the country entering the year.
- » Travis started six games for FSU in 2020, leading the Noles to more than 405 yards of offense four times. Against Duke, Travis ran for 90 yards and a 27-yard touchdown while adding two touchdowns in the air.
- » He became FSU's single-season rushing leader for a QB, passing **Charlie Ward's** 504 yards in 1992, with 559 yards on the ground in nine games last season.
- » Travis has scored at least one rushing touchdown in six straight games played, the longest streak by a quarterback in school history. His 88-yard rushing score vs. Pitt in 2020 broke a tie with Ward, who scored on the ground in four straight games in 1992, and **Christian Ponder**, who had a four-game streak in 2008.
- » Travis has at least one passing touchdown and one rushing touchdown in five of his six career starts. His 68-yard TD to **Ja'Khi Douglas** against Duke is the longest pass of his career. Travis is the only player in FSU history with four straight games with at least one rushing touchdown and one passing touchdown.
- » **Travis owns the two longest runs by a quarterback in FSU history** - an 88-yard run against Pitt in 2020 and a 66-yard run at Boston College in his first game as a Seminole in 2019. Travis's run against Pitt was the longest play for FSU in 2020; the longest run for a Nole since **Dalvin Cook's** 94-yarder at Wake Forest in 2015; and tied for the 5th-longest rush in FSU history.
- » Purdy and Rodemaker, both redshirt freshmen, started against NC State and Jacksonville State, respectively, in 2020. Purdy finished the season with 219 passing yards and a pair of touchdowns, setting season-highs with 181 passing yards and 54 rushing yards in the game against the Wolfpack. Rodemaker threw for 130 yards over four games, with a high of 58 yards against the Gamecocks.
- » They joined **Billy Prescott** (1973), **Chip Ferguson** (1985) and **James Blackman** (2017) as the only Noles to start at QB as a true freshman.

FSU EXCELS ON SPECIAL TEAMS

- » Under special teams coordinator **John Papuchis**, FSU tied for 2nd in the country in blocked kicks with five and was one of only two teams to block multiple field goals and multiple punts in 2020.
- » Three blocked kicks came in the season opener against Georgia Tech and two more against No. 5 North Carolina.
- » Freshman **Ja'Khi Douglas** blocked UNC's first punt of the game. It was recovered by **DeCalon Brooks** and returned 18 yards to set up FSU's first touchdown.
- » The Seminoles also recovered three fumbles on special teams, with Douglas falling on a muff at Louisville and **Deonté Sheffield** nabbing one at No. 5 Notre Dame.
- » **Travis Jay** (31, 31 vs. Georgia Tech) and **Keyshawn Helton** (35, 37 vs. Jacksonville State) were the first Noles with a pair of kickoff returns over 30 yards in the same game since **Kermit Whitfield** vs. Texas State in the 2015 season opener.
- » Florida State has not allowed a kickoff return touchdown since Sept. 25, 2004, the longest active streak in the country (216 games).

BUILT FOR PLAYMAKERS

- » A staple under head coach **Mike Norvell's** teams has been an explosive offense, and that was evident again in 2020.
- » Florida State's four longest plays of the season came over the final three games. **Jordan Travis** broke off an 88-yard run, the longest for an FSU quarterback in school history; freshman running back **Lawrance Toafili** had a 73-yard touchdown run against Duke, and Travis connected with **Ja'Khi Douglas** for a 68-yard score against the Blue Devils; and wide receiver **Ontaria Wilson** caught a career-long 69-yard touchdown from freshman **Chubba Purdy** at NC State.
- » In total, FSU's offense produced 41 plays (11 touchdowns) of 20 yards or longer on the year.

HONORS

JASHAUN CORBIN

Preseason All-ACC (College Football News)
Preseason 3rd Team All-ACC (Athlon)
Preseason 4th Team All-ACC (Phil Steele)
Doak Walker Award Watch List

STEPHEN DIX, JR.

Preseason 4th Team All-ACC (Phil Steele)

AMARI GAINER

Bednarik Award Watch List
Butkus Award Watch List
Lombardi Award Watch List
Preseason 3rd Team All-ACC (Athlon)

JERMAINE JOHNSON II

Lombardi Award Watch List
Preseason 3rd Team All-ACC (Athlon)
Preseason 3rd Team All-ACC (Phil Steele)

DEVONTAY LOVE-TAYLOR

Preseason 4th Team All-ACC (Phil Steele)

CAMREN MCDONALD

Mackey Award Watch List
Allstate AFCA Good Works Team Nominee
Wuerffel Trophy Watch List

MALIK MCCLAIN

Preseason Freshman All-American (ESPN)

MCKENZIE MILTON

Johnny Unitas Golden Arm Award Watch List
Maxwell Award Watch List
Davey O'Brien Award Watch List
CFPA National Performer of the Year Watch List

JAMMIE ROBINSON

Preseason 4th Team All-ACC (Phil Steele)

ROBERT SCOTT, JR.

Preseason 4th Team All-ACC (Athlon)

LAWRANCE TOAFILI

Doak Walker Award Watch List
Polynesian Player of the Year Watch List





2021 FSU FOOTBALL

GAME NOTES VS. NOTRE DAME

YOUNGEST TEAM IN FBS

- » The Seminoles were the youngest team in the nation in 2020, with 84 players (75 percent) on the roster consisting of freshmen or sophomores. Additionally, FSU had just 13 total seniors, the 6th-fewest in the nation.
- » At NC State, Florida State started six freshmen on offense, including four on the offensive line - LT **Darius Washington**, LG **Thomas Shrader**, C **Maurice Smith** and RT **Robert Scott Jr.** FSU last started four freshmen offensive linemen in a game against Notre Dame in the 2011 Champs Sports Bowl.
- » In 2021, after all players were granted an extra year of eligibility due to COVID-19, 98 of FSU's 121-player roster are listed as freshmen or sophomores (81 percent).
- » Twenty-three Seminoles made their first starts for FSU last season, and 34 players made their FSU debut a season ago.

NEW-LOOK RB GROUP SHOWCASES VERSATILITY

- » Florida State's running back unit is one of the strongest in the country for its depth and explosiveness.
- » Along with **Jashaun Corbin** and **Lawrance Toafili**, who were both named to the Doak Walker Award Watch List given to the nation's best running back, FSU also has **Ja'Khi Douglas**, who had 287 all-purpose yards and a 68-yard receiving touchdown; **Treshaun Ward**, who had a pair of carries for 54 yards and a touchdown run on his first touch of the year; and newcomer **D.J. Williams**, who appeared in 19 games for Auburn over the past two seasons.
- » On special teams, Douglas blocked the first punt against No. 5 North Carolina that turned into an FSU touchdown and recovered a muffed punt at Louisville. Douglas tied a school record with seven kickoff returns against the Cardinals.
- » Williams and offensive coordinator **Kenny Dillingham** were both at Auburn for the 2019 season, when Williams ran for 400 yards on 84 carries with two touchdowns. Williams posted a career-high 130 rushing yards at No. 2 and eventual national champions LSU in 2019.
- » Williams (against LSU), Toafili (117 vs. Duke) and Corbin (103 vs. Texas State in 2019 while at Texas A&M) have 100-yard rushing games in their careers. That is in addition to a pair of 100-yard games on the ground from quarterback **McKenzie Milton** (116 vs. Auburn in 2018 Peach Bowl while at UCF) and **Jordan Travis** (107 last year vs. No. 5 North Carolina).
- » Rounding out the running backs are junior **Deonté Sheffield** and freshman **CJ Campbell**. Sheffield earned a scholarship prior to the 2020 season after he and Ward combined for 131 yards on 28 carries in the 2019 Sun Bowl. Sheffield also plays on FSU's special teams units and fell on a muffed punt at Notre Dame for his first career takeaway.

McDONALD SHINES AT TIGHT END

- » Junior **Camren McDonald** started all nine games and had 23 catches for 263 yards and a pair of touchdowns in 2020, including a career day against Pitt with 7 catches for 61 yards. McDonald's touchdowns came at No. 12 Miami and against No. 5 North Carolina. His score against the Tar Heels, just before halftime, proved to be the game-winner.
- » McDonald earned a spot on the Mackey Award Watch List, given to the nation's top tight end, as well as recognition from the Allstate AFCA Good Works Team and the Wuerffel Trophy for his off-field philanthropic work.
- » **Jordan Wilson**, a sixth-year player who transferred from UCLA before the 2020 season, is looking for his first action as a Seminole after missing last year with an injury. He made eight starts at UCLA between 2017-19, catching 25 passes for 244 yards and two touchdowns.
- » **Preston Daniel** made a pair of starts for FSU in 2020 as the Noles No. 2 tight end. **Wyatt Rector**, a former quarterback at Western Michigan, played on all of FSU's special teams coverage units and made six tackles. He had one carry, a one-yard touchdown, vs. Pitt and he was a game captain against No. 5 North Carolina.

PASS CATCHERS

- » **Ontaria 'Pokey' Wilson** and **Keyshawn Helton** highlight FSU's returning receivers. Wilson led FSU with 30 catches for 382 yards and two touchdowns in 2020, while Helton had 14 catches and two more touchdowns. For their careers, Wilson (644) and Helton (534) have combined for nearly 1,200 receiving yards.
- » Wilson had FSU's two-longest catches by an FSU wideout in 2020 - a 69-yard touchdown at NC State and a 58-yard catch vs. No. 5 North Carolina. Wilson finished with 117 yards against the Wolfpack for his first career 100-yard receiving game.
- » The Noles also boast an exciting young corps of pass catchers, including second-year players **Kentron Poitier**, **Bryan Robinson** and **Darion Williamson** and freshmen **Joshua Burrell** and **Malik McClain**. McClain was named a preseason Freshman All-American by ESPN after spending his final year of high school at IMG Academy in Bradenton. McClain was ranked No. 262 in the ESPN300.

RECORDING FSU

100-YD RUSHING GAMES

D.J. Williams (1)	at LSU, 2019	130*
Lawrance Toafili (1)	Duke, 2020	117
McKenzie Milton (1)	vs. Auburn, 2017 (Peach)	116**
Jordan Travis (1)	North Carolina, 2020	107
Jashaun Corbin (1)	Texas State, 2019*	103***

*at Auburn **at UCF ***at Texas A&M

100-YD RECEIVING GAMES

Andrew Parchment (4)	West Virginia, 2019	132*
	Indiana State, 2019	121*
	Texas Tech, 2019	109*
	at Boston College, 2019	100*
Ontaria Wilson (1)	at NC State, 2020	117
Keyshawn Helton (1)	Clemson, 2018	100

*at Kansas

300-YD PASSING GAMES

McKenzie Milton (12)	Memphis, 2017	494*
	at SMU, 2017	412*
	at Cincinnati, 2017	374*
	USF, 2017	373*
	FIU, 2017	360*
	at UConn, 2018	346*
	Pitt, 2018	328*
	East Carolina, 2017	324*
	at UConn, 2016	317*
	Temple, 2018	312*
	UConn, 2017	311*
	Florida Atlantic, 2018	306*

*at UCF

10-TACKLE GAMES

Jammie Robinson (5)	at Texas A&M, 2019	15*
	at LSU, 2020	12*
	Clemson, 2019	11*
	at Ole Miss, 2020	11*
	Georgia, 2020	10*
Amari Gainer (4)	at Boston College, 2019	12
	at NC State, 2020	12
	at Notre Dame, 2020	11
	Georgia Tech, 2020	10

Joe Lang (4)	at South Dakota State, 2020	13**
	Fordham, 2018	12**
	at Syracuse, 2019	12**
	Yale, 2018	11**

Emmett Rice (2)	at Wake Forest, 2019	14
	at NC State, 2020	11

Marcus Cushnie (1)	vs. Arkansas-Pine Bluff, 2020	12***
--------------------	-------------------------------	-------

*at South Carolina **at Holy Cross ***at Alabama A&M





2021 FSU FOOTBALL

GAME NOTES VS. NOTRE DAME

- » Sixth-year transfer **Andrew Parchment** caught 89 passes for 1,028 yards and 9 touchdowns over the past two years at Kansas. The Fort Lauderdale native started 19 games for the Jayhawks and had four 100-yard receiving games, including a career-high 132 yards and two touchdowns against West Virginia in 2019.

LINEBACKERS LEAD NOLES IN TACKLES

- » FSU's top four tacklers from the 2020 season return, led by linebackers **Amari Gainer** (65), **Emmett Rice** (62) and **Stephen Dix Jr.** (45). Defensive back **Brendan Gant** tallied 32 tackles.
- » The linebacking trio combined for 16.0 tackles for loss and Rice tackled Louisville quarterback Malik Cunningham in the end zone for the Noles first safety since 2017.
- » Gainer led FSU in tackles four times in 2020, including tying his career high with 12 tackles at North Carolina State. He had 11 tackles and a forced fumble at No. 5 Notre Dame.
- » Against Georgia Tech, Gainer tied a career high with 2.5 tackles for loss. He added another at Miami and had 5.0 TFL on the year.
- » At NC State, Rice set a season high with 11 tackles and a career high with 1.5 tackles for loss. Rice enters 2021 with a tackle for loss in seven straight games after stopping Duke behind the line of scrimmage on the first play of the game.
- » Dix joined Rice and defensive back **Jarvis Brownlee Jr.** with a team-high eight tackles against Pitt. Dix started the final five games of 2020.
- » Against No. 5 UNC, freshman linebacker **D.J. Lundy** recorded 0.5 sack to register his first collegiate sack. **Kalen DeLoach** added seven tackles in 2020.

REVAMPED DEFENSIVE LINE

- » Behind assistant coaches **Odell Haggins** and **John Papuchis** working together on the defensive line, the Seminoles will have a handful of new faces on the defensive front this season.
- » Transfers **Jermaine Johnson II** and **Keir Thomas**, from Georgia and South Carolina, respectively, will fill holes at defensive end following the NFL Draft departures of **Janarius Robinson** and **Joshua Kaindoh**. Johnson, from Eden Prairie, Minnesota, started four games for the Bulldogs, with 36 tackles, 8.0 for loss, 7.5 sacks, 24 quarterback pressures, one forced fumble and two pass breakups. Five of Johnson's sacks came in the 2020 season.
- » Thomas, from Miami, started 32 games and played in 47 over five seasons at South Carolina. He recorded 142 tackles, 18.5 for loss and 8.5 sacks in his time in Columbia. He had a career-high eight tackles in a win at No. 15 Auburn in 2020.
- » **Marcus Cushnie**, a transfer from Alabama A&M, played in 26 games over three seasons. He was a two-time All-SWAC selection and ranked second in FCS with 1.75 sacks per game in the 2020 season. Cushnie led Alabama A&M to the SWAC title last year and was a second-team Academic All-American.
- » On the interior, **Robert Cooper** returns for his fourth season with 65 career tackles, 7.5 for loss and a pair of sacks. **Dennis Briggs**, who missed the first four games of 2020, has 36 tackles and two forced fumbles over three seasons. **Fabien Lovett**, in his second season at FSU after transferring from Mississippi State, had 14 tackles and a sack for FSU last year.
- » The newcomers on the defensive line include **Shambre Jackson**, **Patrick Payton**, **Byron Turner Jr.**, **George Wilson Jr.** and **Joshua Farmer**.

DEFENSIVE BACKS READY TO ROLL

- » Florida State's defensive backfield will need to replace **Asante Samuel Jr.** and **Hamsah Nasirildeen** after both were taken in the 2021 NFL Draft.
- » **Brendan Gant** leads FSU's returning DBs with 67 career tackles and led the unit with 32 in 2020. Gant had an interception and forced a fumble in the season finale against Duke, the first two takeaways of his career.
- » **Travis Jay** added 26 tackles in 2020 and also had an interception against the Blue Devils. The Greenville, Florida, native also forced a fumble at Miami last season.
- » **Jarvis Brownlee Jr.** also had 26 tackles last season and made a highlight-reel interception at NC State, the first of his career.
- » Senior **Meiko Dotson**, who was limited as a transfer from FAU for the 2020 season, led the country with nine interceptions during his 2019 season at FAU.
- » A pair of high-profile SEC transfers, **Jammie Robinson** from South Carolina and **Jarques McClellion** from Arkansas, join the position this year.
- » Robinson started 13 games over two seasons, with 136 tackles, 3.5 for loss, two interceptions and one forced fumble. He earned second-team Freshman All-America honors from PFF and Freshman All-SEC honors in 2019. Robinson had 15 tackles in 2019 against Texas A&M, the most for a South Carolina freshman since 1994.
- » McClellion made 20 starts for the Razorbacks with 59 tackles, one interception and 11 pass breakups between 2018-19.
- » Returning defenders **Jarrion Jones**, **Renardo Green**, **Akeem Dent** and **Sidney Williams** combined for 80 tackles, four pass breakups and a forced fumble in 2020.
- » The Seminole incoming freshman defensive backs include **Hunter Washington**, **Kevin Knowles II** and **Shyheim Brown**. Washington, from Katy, Texas, was ranked No. 220 on the ESPN300.

NOLES IN THE NFL (AS OF 8/30/2021)

Player (Pos.)	Years at FSU	Team
Cam Akers (RB)	2017-19	Los Angeles Rams
Terrence Brooks (DB)	2010-13	Houston Texans
Brian Burns (DE)	2016-18	Carolina Panthers
Demarcus Christmas (DT)	2014-18	Pittsburgh Steelers
Dalvin Cook (RB)	2014-16	Minnesota Vikings
Ronald Darby (DB)	2012-14	Denver Broncos
Mario Edwards Jr. (DE)	2012-14	Chicago Bears
Cameron Erving (OL)	2010-14	Carolina Panthers
Devonta Freeman (RB)	2011-13	New Orleans Saints
Graham Gano (K)	2005-08	New York Giants
Eddie Goldman (DT)	2012-14	Chicago Bears
Bobby Hart (OL)	2011-14	Buffalo Bills
Dustin Hopkins (K)	2009-12	Washington
Rodney Hudson (OL)	2007-10	Arizona Cardinals
Ryan Izzo (TE)	2014-17	Houston Texans
Derwin James (DB)	2015-17	Los Angeles Chargers
Christian Jones (LB)	2010-13	Chicago Bears
Lamaricus Joyner (DB)	2010-13	New York Jets
Joshua Kaindoh (DE)	2017-20	Kansas City Chiefs
Derrick Kelly (OL)	2014-18	New Orleans Saints
Rick Leonard (OL)	2014-17	Washington
Trey Marshall (DB)	2014-17	Denver Broncos
Gabe Nabers (FB)	2016-19	Los Angeles Chargers
Hamsah Nasirildeen (DB)	2017-20	New York Jets
Derrick Nnadi (DT)	2014-17	Kansas City Chiefs
Jacques Patrick (RB)	2015-18	Cincinnati Bengals
Jalen Ramsey (DB)	2013-15	Los Angeles Rams
Xavier Rhodes (DB)	2009-12	Indianapolis Colts
Janarius Robinson (DE)	2016-20	Minnesota Vikings
Asante Samuel Jr. (DB)	2018-20	Los Angeles Chargers
Terrance Smith (LB)	2011-15	Arizona Cardinals
Josh Sweat (DE)	2015-17	Philadelphia Eagles
Auden Tate (WR)	2015-17	Cincinnati Bengals
DeMarcus Walker (DE)	2013-16	Houston Texans
P.J. Williams (DB)	2012-14	New Orleans Saints
Marvin Wilson (DT)	2017-20	Cleveland Browns
Jameis Winston (QB)	2012-14	New Orleans Saints

ATLANTIC COAST CONFERENCE

	ACC	Overall
Atlantic		
Boston College	0-0	0-0
Clemson	0-0	0-0
Florida State	0-0	0-0
Louisville	0-0	0-0
NC State	0-0	0-0
Syracuse	0-0	0-0
Wake Forest	0-0	0-0
Coastal		
Duke	0-0	0-0
Georgia Tech	0-0	0-0
Miami	0-0	0-0
North Carolina	0-0	0-0
Pitt	0-0	0-0
Virginia	0-0	0-0
Virginia Tech	0-0	0-0





2021 FSU FOOTBALL

GAME NOTES VS. NOTRE DAME

SPECIALISTS RETURN

- » Florida State boasts a pair of kickers that contributed in 2020. **Ryan Fitzgerald** finished 4-for-7 on the year on field goals, with a long of 42 at No. 5 Notre Dame. He totaled eight points against the Fighting Irish, a career high.
- » Junior **Parker Grothaus** was also 4-for-7 on field goals, with his career-long 53-yarder coming in the season opener against Georgia Tech. Grothaus' field goal against the Yellow Jackets matches the longest for FSU since 2012, when **Dustin Hopkins** made a 56-yard field goal against Duke.
- » Grothaus was 13-for-13 on PATs in 2020 and is 18-for-19 in his career.
- » Punter **Alex Mastromanno**, from Melbourne, Australia, averaged 43.5 yards on 35 punts with a long of 54 at Miami. Mastromanno added a 53-yard punt at NC State.
- » The Seminoles ranked 5th in the ACC and 17th in FBS with a net punting average of 41.34 yards per punt.
- » Florida State was rated 15th in ESPN's special teams efficiency rating in 2020 after being rated 81st in 2019.

BREAK THE ROCK

- » After each FSU win, and during various points of the offseason (end of spring and fall camp, after summer workouts), head coach **Mike Norvell** selects a player to break a rock with the opponent's logo.
- » The rock is signed by each player and coach. Breaking the rock symbolizes the completion of a team objective.
- » The sledgehammer is brought into the stadium and also carried on the field with the team captains by a player chosen by Coach Norvell that best represented the CLIMB (Commitment, Little Things, Intensity, Mental Toughness and Brotherhood) in the week leading up to the game.

ODDS & ENDS

- » Ten returning Seminoles are sporting new jersey numbers this year: TE **Jordan Wilson** (4), DB **Brendan Gant** (5), RB **Treshaun Ward** (8), P **Alex Mastromanno** (21), TE **DJ Daniels** (30), LB **Jaleel McRae** (42), OL **Ben Ostazewski** (66), WR **Fernando Padron** (84), WR **Reggie Harden** (89) and DL **Malakai Menzer** (93).
- » Six Florida State sports, including football, will play their 75th season in 2021-22. Basketball, baseball, golf, swimming and diving and tennis all started in the 1947-48 school year. After the university transitioned from Florida State College for Women to the co-educational Florida State University in 1946, FSU played its first intercollegiate football game October 18, 1947 against Stetson at Centennial Field in Tallahassee.
- » Associate head coach and defensive tackles coach **Odell Haggins** enters his 28th season as an FSU coach and his 33rd year overall after an All-American career for the Seminoles. Haggins, who is 4-2 in two stints as FSU's interim head coach, including a win in the 2017 Independence Bowl, is the longest-tenured assistant coach in college football.

ACTIVE PROGRAM LEADERS

Rushing Yards	Jordan Travis	787
Rushing Touchdowns	Jordan Travis	10
Passing Yards	Jordan Travis	1,135
Passing Touchdowns	Jordan Travis	6
Receptions	Ontaria Wilson	55
Receiving Yards	Ontaria Wilson	644
Receiving Touchdowns	Keyshawn Helton	6
All-Purpose Yards	Keyshawn Helton	1,135
Total Offense Yards	Jordan Travis	1,922
Points Scored	Jordan Travis	60
Kickoff Returns	Keyshawn Helton	25.2 (22-554)
Tackles	Emmett Rice	165
Tackles for Loss	Emmett Rice	13.5
Sacks	Amari Gainer	4
Interceptions	Emmett Rice	1
	Brendan Gant	1
	Jarvis Brownlee, Jr.	1
	Travis Jay	1
Pass Breakups	Akeem Dent	8
Forced Fumbles	Amari Gainer	3
Fumble Recoveries	Amari Gainer	2
	Emmett Rice	2
Blocked Kicks	Ja'Khi Douglas	1
Punt Average	Alex Mastromanno	43.5

FSU in 2021

...in September	0-0	.000
...in October	0-0	.000
...in November	0-0	.000
...in December	0-0	.000
...ACC home games	0-0	.000
...ACC road games	0-0	.000
...non-con home games	0-0	.000
...non-con road games	0-0	.000
...AP ranked home games	0-0	.000
...AP ranked road games	0-0	.000
...games decided by 1-8 pts	0-0	.000
...games decided by 9-20 pts	0-0	.000
...games decided by 21+ pts	0-0	.000
...when scoring 0-9 pts	0-0	.000
...when scoring 10-19 pts	0-0	.000
...when scoring 20-29 pts	0-0	.000
...when scoring 30+ pts	0-0	.000
...when allowing 0-9 pts	0-0	.000
...when allowing 10-19 pts	0-0	.000
...when allowing 20-29 pts	0-0	.000
...when allowing 30+ pts	0-0	.000
...day games (before 6pm)	0-0	.000
...night games (after 6pm)	0-0	.000
...scoring first	0-0	.000
...opponent scores first	0-0	.000
...leading after 1st Q	0-0	.000
...trailing after 1st Q	0-0	.000
...leading after 2nd Q	0-0	.000
...trailing after 2nd Q	0-0	.000
...leading after 3rd Q	0-0	.000
...trailing after 3rd Q	0-0	.000
...with 100-yd rusher	0-0	.000
...with 100-yd receiver	0-0	.000
...with 300-yd passer	0-0	.000



2021 FSU FOOTBALL

BOBBY BOWDEN: 1929-2021

47	Seasons as a head coach, including the final 34 at Florida State
389	Career wins at Florida State, the second-most in FBS history
2	National championships (1993, 1999)
0	Losses during the 1999 season - FSU was the first team to go wire-to-wire No. 1
12	Atlantic Coast Conference titles, despite coaching in the league for just 18 years
14	Consecutive seasons with at least 10 wins and a Top 5 finish (1987-2000)
14	Consecutive bowl games without a loss (1982-95) - 11 straight wins (85-95)
3	Years as a Florida State assistant coach, from 1963-65
2004	Year the field at Doak Campbell Stadium was named in his honor
2006	Year inducted into the College Football Hall of Fame

From Rob Wilson, Associate AD ([full tribute](#))


So much more than a football coach, Bobby Bowden combined historic success on the field with a passion for people and a love of life. The college football legend passed away Sunday, August 8 at the age of 91.

Bowden's impact on the game of college football is unquestioned but extended well beyond wins and championships. His influence on generations of young men, his leadership on and off the field and his lifetime of sportsmanship set examples that live on today in countless men and women, their children and grandchildren.

He brought a folksy charm and a quick wit to the challenging coaching post in Tallahassee. He realized he had to sell the program and agreed to play "anyone, anywhere," which he combined with a brilliant football mind that changed the way the college game was played.

No school would become more closely associated with their iconic coach than are FSU and Bowden. So impressive are Bowden's records that it is a challenge to find where to start. For many, his consensus 1993 and 1999 National Championship teams put the exclamation point on a career that saw him win more games than all but one other coach in the history of major college football. For football insiders, his unmatched run of finishing among the Associated Press Top 5 for 14 consecutive seasons (1987-1990), and winning 10 or more games each of those seasons, is even more impressive.

Bowden is survived by his wife of 72 years, Ann, and children Terry, Tommy, Jeff, Steve, Robyn and Ginger.



Bobby Bowden

BOBBY BOWDEN FIELD AT DOAK S. CAMPBELL STADIUM

2021 Capacity:	79,560	Opponent:	Randolph-Macon
Surface:	419 Tiftway Bermuda	Score:	Florida State 40, Randolph-Macon 7
Location:	Pensacola Street & Stadium Drive	All-Time Doak Record:	306-98-4 (.755)
First Game:	October 7, 1950	All-Time Record at Home:	314-102-4 (.752)

FIELD DEDICATED TO BOBBY BOWDEN

In a special ceremony prior to the Florida game on November 20, 2004, the home of Florida State football took on a meaning even more special when Bobby Bowden Field was dedicated. Now, with numerous additions to enhance the gameday experience, Seminole fans are treated to one of college football's greatest venues.

200 & 300

Bowden's 200th career victory came on Oct. 27, 1990, as FSU routed LSU, 42-3, in Tallahassee. In 2007, Bowden won his 300th game at FSU on the field that bears his name with a 24-16 win over Maryland. Bowden's final win on Bobby Bowden Field came two years later, on November 21, 2009 in a 29-26 win over the Terrapins.

306 & COUNTING

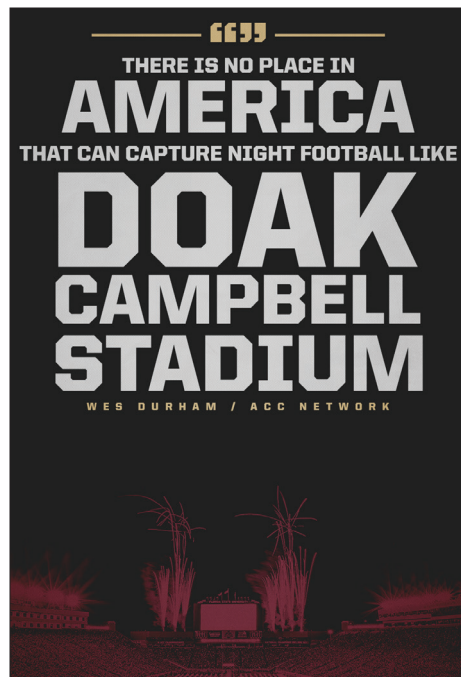
The Noles boast a 306-98-4 all-time record at Doak Campbell Stadium with a winning percentage of .755. Overall, FSU is 314-102-4 (.752) as the home team, which includes three seasons - 1947-49 - when they played their home games at Centennial Field. FSU was 8-4 at the downtown Tallahassee site, including 8-0 in coach Don Veller's first two seasons.

OSCEOLA & RENEGADE

One of the best traditions in college football unfolds right before kickoff as Osceola charges down the field atop Renegade - an Appaloosa horse - and plants a flaming spear at midfield. The tradition was born on Sept. 16, 1978 against Oklahoma State. Since then, six different Renegades and 16 different riders have made the ride and planted the spear at midfield.

300 WINS AT DOAK

FSU's 35-24 win over Louisville on Sept. 21, 2019 was the Seminoles' 300th win at Doak Campbell Stadium.





2021 FSU FOOTBALL

PROJECTED DEPTH CHART

OFFENSE

QB	13	JORDAN TRAVIS	6-1	201	R-SO.
-OR-	10	McKENZIE MILTON	5-11	189	R-SR.
RB	0	JASHAUN CORBIN	6-0	221	R-SO.
	8	Treshaun Ward	5-10	192	r-Fr.
TB	9	LAWRANCE TOAFILI	6-0	185	R-FR.
	22	Ja'Khi Douglas	5-9	198	r-Fr.
-or-	1	D.J. Williams	5-10	215	r-So.
WR	6	KEYSHAWN HELTON	5-9	175	R-JR.
	21	Darion Williamson	6-3	200	r-Fr.
WR	80	ONTARIA WILSON	6-0	175	R-JR.
	81	Joshua Burrell	6-2	224	Fr.
WR	7	ANDREW PARCHMENT	6-2	190	R-SR.
	11	Malik McClain	6-4	201	Fr.
-or-	88	Kentron Poitier	6-3	205	r-Fr.
TE	87	CAMREN McDONALD	6-4	242	R-JR.
	4	Jordan Wilson	6-4	265	r-Sr.
LT	52	ROBERT SCOTT, JR.	6-5	312	R-FR.
	70	Lloyd Willis	6-7	327	r-Fr.
LG	75	DILLAN GIBBONS	6-5	321	R-JR.
	55	Dontae Lucas	6-3	335	r-SO.
C	53	MAURICE SMITH	6-3	280	R-FR.
	51	Baveon Johnson	6-3	313	r-Sr.
RG	58	DEVONTAY LOVE-TAYLOR	6-4	323	R-SR.
	51	Baveon Johnson	6-3	313	r-Sr.
RT	76	DARIUS WASHINGTON	6-4	294	R-FR.
	59	Brady Scott	6-6	322	r-Jr.

SPECIALISTS

K	88	RYAN FITZGERALD	6-1	201	R-FR.
	37	Parker Grothaus	6-2	224	r-Jr.
P	21	ALEX MASTROMANNO	6-1	207	R-FR.
	98	Zane Smith	6-0	227	Fr.
SNP	49	JAMES ROSENBERRY, JR.	6-0	226	R-SO.
-OR-	42	GARRETT MURRAY	6-0	230	R-SO.
H	21	ALEX MASTROMANNO	6-1	207	R-FR.
	15	Gino English	6-1	194	r-Fr.
KOS	37	PARKER GROTHAUS	6-2	224	R-JR.
	88	Ryan Fitzgerald	6-1	201	r-Fr.

DEFENSE

DE	11	JERMAINE JOHNSON II	6-5	262	R-SR.
	30	Quashon Fuller	6-3	265	r-Fr.
-or-	55	Derrick McLendon II	6-4	255	r-Fr.
DT	6	DENNIS BRIGGS, JR.	6-4	278	R-SO.
	48	Jarrett Jackson	6-6	308	r-So.
-or-	44	Joshua Farmer	6-3	290	Fr.
NT	0	FABIEN LOVETT	6-4	310	R-SO.
-OR-	91	ROBERT COOPER	6-2	338	R-JR.
	99	Malcolm Ray	6-2	282	r-Fr.
FOX	4	KEIR THOMAS	6-2	272	R-SR.
	14	Marcus Cushnie	6-2	250	r-Jr.
STUD	33	AMARI GAINER	6-3	237	R-SO.
	24	Jadarius Green-McKnight	5-11	218	r-Fr.
LB	20	KALEN DeLOACH	6-1	220	R-SO.
	53	Cortez Andrews	6-1	245	r-So.
LB	46	DJ LUNDY	6-1	255	R-FR.
	32	Stephen Dix, Jr.	6-2	239	r-Fr.
NICK	10	JAMMIE ROBINSON	5-11	193	R-SO.
	26	Kevin Knowles II	5-11	184	Fr.
CB	18	TRAVIS JAY	6-2	203	R-FR.
-OR-	7	JARRIAN JONES	6-0	192	R-SO.
BUCK	5	BRENDAN GANT	6-2	208	R-SO.
	23	Sidney Williams	6-1	201	r-Fr.
-or-	38	Shyheim Brown	6-2	205	Fr.
FS	27	AKEEM DENT	6-1	203	R-SO.
	8	Renardo Green	6-0	189	r-So.
-or-	15	Jarques McClellion	6-0	185	r-Jr.
CB	3	JARVIS BROWNLEE, JR.	5-11	181	R-FR.
	9	Meiko Dotson	5-11	197	r-Sr.

RETURNERS

KR	18	TRAVIS JAY	6-2	203	R-FR.
-OR-	16	COREY WREN	5-10	187	R-FR.
KR	22	JA'KHI DOUGLAS	5-9	198	R-FR.
	0	Jashaun Corbin	6-0	221	r-SO.
PR	18	TRAVIS JAY	6-2	203	R-FR.
	6	Keyshawn Helton	5-9	175	r-Jr.
-or-	80	Ontaria Wilson	6-0	175	r-Jr.

CAREER STARTS

Player	'16	'17	'18	'19	'20	'21	Strk	Ttl
OFFENSE								
Jashaun Corbin ¹	-	-	-	2	8	-	3	10
Preston Daniel	-	-	-	-	2	-	-	2
Ja'Khi Douglas	-	-	-	-	1	-	-	1
Dillon Gibbons ²	-	-	-	-	1	-	-	1
Keyshawn Helton	-	-	1	4	2	-	2	7
Baveon Johnson	-	-	-	11	9	-	12	20
Devontay Love-Taylor ³	-	3	-	13	7	-	-	23
Dontae Lucas	-	-	-	7	7	-	1	14
Camren McDonald	-	-	-	-	9	-	9	9
McKenzie Milton ⁴	10	13	10	-	-	-	-	33
Andrew Parchment ⁵	-	-	-	12	7	-	-	19
Chubba Purdy	-	-	-	-	1	-	-	1
Tate Rodemaker	-	-	-	-	1	-	-	1
Brady Scott	-	-	6	10	1	-	1	17
Robert Scott, Jr.	-	-	-	-	7	-	7	7
Deonté Sheffield	-	-	-	1	-	-	-	1
Thomas Shrader	-	-	-	-	1	-	-	1
Maurice Smith	-	-	-	2	7	-	-	9
Lawrance Toafili	-	-	-	-	2	-	1	2
Jordan Travis	-	-	-	-	6	-	1	6
Darius Washington	-	-	-	3	5	-	2	8
D.J. Williams ⁶	-	-	-	2	1	-	-	2
Jordan Wilson ⁷	-	6	1	1	-	-	-	8
Ontaria Wilson	-	-	-	2	7	8	8	17
Jordan Young	-	-	-	-	-	2	-	2

¹ 2 starts at Texas A&M, 2019

² 1 start at Notre Dame, 2020

³ 16 starts at FIU, 2017-19

⁴ 33 starts at UCF, 2016-18

⁵ 19 starts at Kansas, 2019-20

⁶ 3 starts at Auburn, 2019-20

⁷ 8 starts at UCLA, 2017-19

Player	'16	'17	'18	'19	'20	'21	Strk	Ttl
DEFENSE								
Dennis Briggs, Jr.	-	-	-	2	3	-	3	5
DeCalon Brooks	-	-	7	-	-	-	-	7
Jarvis Brownlee, Jr.	-	-	-	-	4	-	3	4
Robert Cooper	-	-	-	13	5	-	3	18
Marcus Cushnie ¹	-	-	1	11	2	-	1	14
Kalen DeLoach	-	-	-	-	1	-	-	1
Akeem Dent	-	-	-	5	5	-	-	10
Stephen Dix, Jr.	-	-	-	-	5	-	5	5
Amari Gainer	-	-	-	9	5	-	-	14
Brendan Gant	-	-	-	1	3	-	3	4
Renardo Green	-	-	-	-	5	-	-	5
Travis Jay	-	-	-	-	2	-	1	2
Jermaine Johnson II ²	-	-	-	1	3	-	-	4
Jarrian Jones ³	-	-	-	1	3	-	1	4
Joe Lang ⁴	-	-	11	12	4	-	27	27
Fabien Lovett ⁵	-	-	-	13	2	-	-	15
Jarques McClellion ⁶	-	-	9	11	-	-	-	20
Jaleel McRae	-	-	-	-	1	-	-	1
Emmett Rice	-	1	-	9	8	-	7	18
Jammie Robinson ⁷	-	-	-	3	10	-	12	13
Keir Thomas ⁸	2	11	12	-	7	-	-	32
Tru Thompson	-	-	-	1	-	-	-	1
Leonard Warner III	-	-	4	12	4	-	-	20

¹ 14 starts at Alabama A&M, 2018-20

² 4 starts at Georgia, 2019-20

³ 1 start at Mississippi State, 2019

⁴ 27 starts at Holy Cross, 2018-20

⁵ 13 starts at Mississippi State, 2019

⁶ 20 starts at Arkansas, 2018-19

⁷ 13 starts at South Carolina, 2019-20

⁸ 32 starts at South Carolina, 2016-20





2021 FSU FOOTBALL

ROSTER

No	Name	Pos	Ht	Wt	CI	Hometown/HS/Previous School
0	Jashaun Corbin	RB	6-0	221	r-SO	Rockledge, Fla./Rockledge/Texas A&M
0	Fabien Lovett	DT	6-4	310	r-SO	Vicksburg, Miss./Olive Branch/Mississippi St.
1	Emmett Rice	LB	6-2	223	r-SR	Miami Gardens, Fla./Norland
1	D.J. Williams	RB	5-10	215	r-SO	Lake Placid, Fla./Sebring/Auburn
3	Jarvis Brownlee Jr.	DB	5-11	181	r-FR	Miami Gardens, Fla./Miami Carol City
3	Bryan Robinson	WR	6-1	207	r-FR	Boynton Beach, Fla./Palm Beach Central
4	Keir Thomas	DE	6-2	272	r-SR	Miami, Fla./Miami Central/South Carolina
4	Jordan Wilson	TE	6-4	265	r-SR	Nashville, Tenn./Montgomery Bell Academy/UCLA
5	Brendan Gant	DB	6-2	208	r-SO	Lakeland, Fla./Kathleen
6	Dennis Briggs Jr.	DT	6-4	278	r-SO	Kissimmee, Fla./Gateway
6	Keyshawn Helton	WR	5-9	175	r-JR	Pensacola, Fla./West Florida
7	Jarrian Jones	DB	6-0	192	r-SO	Magee, Miss./Northwest Rankin/Mississippi St.
7	Andrew Parchment	WR	6-2	190	r-SR	Fort Lauderdale, Fla./Cypress Bay/Kansas
8	Renardo Green	DB	6-0	189	r-SO	Orlando, Fla./Wekiva
8	Treshaun Ward	RB	5-10	192	r-FR	Plant City, Fla./Tampa Bay Tech
9	Meiko Dotson	DB	5-11	187	r-SR	Daytona Beach, Fla./Mainland/FAU
9	Lawrance Toafili	RB	6-0	185	r-FR	St. Petersburg, Fla./Pinellas Park
10	McKenzie Milton	QB	5-11	189	r-SR	Kapolei, Hawai'i/Miilani/UCF
10	Jammie Robinson	DB	5-11	193	r-SO	Cordele, Ga./Lee County/South Carolina
11	Jermaine Johnson II	DE	6-5	262	r-SR	Eden Prairie, Minn./Eden Prairie/Georgia
11	Malik McClain	WR	6-4	201	FR	Daphne, Ala./IMG Academy (Fla.)
12	Chubba Purdy	QB	6-2	215	r-FR	Queen Creek, Ariz./Perry
12	Demorie Tate	DB	6-1	196	r-FR	Orlando, Fla./Freedom
13	Jordan Travis	QB	6-1	201	r-SO	West Palm Beach, Fla./The Benjamin School/Louisville
14	Marcus Cushnie	DE	6-2	250	r-JR	Deerfield Beach, Fla./Palm Beach Central/Alabama A&M
14	Deonté Sheffield	RB	5-11	212	r-JR	Destin, Fla./Niceville
15	Gino English	QB	6-1	194	r-FR	Winter Park, Fla./Winter Park
15	Jarques McClellion	DB	6-0	185	r-JR	Delray Beach, Fla./American Heritage School/Arkansas
16	Hunter Washington	DB	5-11	188	FR	Katy, Texas/Katy
16	Corey Wren	RB/ATH	5-10	187	r-FR	New Orleans, La./John Curtis Christian
18	Travis Jay	DB	6-2	203	r-FR	Greenville, Fla./Madison County
18	Tate Rodemaker	QB	6-4	201	r-FR	Valdosta, Ga./Valdosta
19	Wyatt Rector	TE	6-2	234	r-SO	Leesburg, Fla./Leesburg/Western Michigan
20	CJ Campbell	RB	5-9	195	FR	Panama City, Fla./Bay
20	Kalen DeLoach	LB	6-1	220	r-SO	Savannah, Ga./Islands
21	Alex Mastromanno	P	6-1	207	r-FR	Melbourne, Australia/Brighton Grammar
21	Darion Williamson	WR	6-3	200	r-FR	Brownsville, Tenn./Haywood
22	TJ Davis	DL	6-3	284	r-FR	Metter, Ga./Metter
22	Ja'Khi Douglas	RB	5-9	198	r-FR	Houma, La./Terrebonne
23	Sidney Williams	DB	6-1	201	r-FR	New Orleans, La./Vigor (Ala.)
24	Jadarius Green-McKnight	LB	5-11	218	r-FR	Fort Myers, Fla./Dunbar
26	Kevin Knowles II	DB	5-11	184	FR	Hollywood, Fla./McArthur
27	Akeem Dent	DB	6-1	203	r-SO	Pahokee, Fla./Palm Beach Central
28	DeCalon Brooks	LB	5-10	222	r-JR	Tampa, Fla./Gaither
30	DJ Daniels	TE	6-2	238	r-FR	Wilson, N.C./Fike
30	Quashon Fuller	DL	6-3	265	r-FR	Fort Myers, Fla./Lehigh Senior
31	Jaden Floyd	DB	5-11	204	FR	Winter Garden, Fla./West Orange
32	Stephen Dix, Jr.	LB	6-2	239	r-FR	Orlando, Fla./Dr. Phillips
33	Amari Gainer	LB	6-3	237	r-SO	Tallahassee, Fla./Chiles
35	Koby Gross	TE	6-1	245	r-FR	San Ramon, Calif./Pittsburg/Diablo Valley College
35	Leonard Warner III	DE	6-4	263	r-SR	Snellville, Ga./Brookwood
36	Caleb Blake	DB	5-10	185	r-SO	Winter Haven, Fla./Bishop Moore Catholic/Colorado State
36	Anthony Weeden	WR	5-10	178	FR	Orlando, Fla./Edgewater
37	Omarion Cooper	DB	6-0	186	FR	Lehigh Acres, Fla./Lehigh Senior
37	Parker Grothaus	K	6-2	224	r-JR	Indian Lake, Ohio/Indian Lake
38	Shyheim Brown	DB	6-2	205	FR	Lake City, Fla./Columbia
39	Vance Nicklaus	TE	6-5	229	FR	Norcross, Ga./Wesleyan School
40	Jordan Eubanks	LB	6-2	219	FR	Denton, Texas/Guyer
41	Joe Lang	DB	6-0	217	r-SR	Naples, Fla./Community School/Holy Cross
42	Jaleel McRae	LB	6-2	230	r-SO	New Smyrna Beach, Fla./IMG Academy
42	Garrett Murray	LS	6-0	230	r-SO	Tampa, Fla./Plant

ALPHABETICAL

58	Emile Aime	LB
53	Cortez Andrews	LB
62	Dylan Black	OL
36	Caleb Blake	DB
47	Carter Boatwright	TE
6	Dennis Briggs Jr.	DT
28	DeCalon Brooks	LB
38	Shyheim Brown	DB
3	Jarvis Brownlee Jr.	DB
81	Joshua Burrell	WR
20	CJ Campbell	RB
37	Omarion Cooper	DB
91	Robert Cooper	DT
0	Jashaun Corbin	RB
14	Marcus Cushnie	DE
45	Preston Daniel	TE
30	DJ Daniels	TE
22	TJ Davis	DL
20	Kalen DeLoach	LB
27	Akeem Dent	DB
32	Stephen Dix, Jr.	LB
9	Meiko Dotson	DB
22	Ja'Khi Douglas	RB
85	Markeston Douglas	TE
69	Robert Elder IV	OL
15	Gino English	QB
77	Bryson Estes	OL
40	Jordan Eubanks	LB
44	Joshua Farmer	DT
88	Ryan Fitzgerald	K
31	Jaden Floyd	DB
30	Quashon Fuller	DL
33	Amari Gainer	LB
5	Brendan Gant	DB
75	Dillan Gibbons	OL
61	Jalen Goss	OL
8	Renardo Green	DB
24	Jadarius Green-McKnight	LB
35	Koby Gross	TE
37	Parker Grothaus	K
45	Tylus Hancock	DB
94	Rowan Hanley	DL
63	Zach Hannaford	OL
89	Reggie Harden	WR
6	Keyshawn Helton	WR
78	Ira Henry III	OL
56	Zane Herring	OL
47	Marshall Hilaman	DB
48	Jarrett Jackson	DT
97	Shambre Jackson	DL
18	Travis Jay	DB
51	Baveon Johnson	OL
11	Jermaine Johnson II	DE
7	Jarrian Jones	DB
26	Kevin Knowles II	DB
41	Joe Lang	DB
58	Devontay Love-Taylor	OL
0	Fabien Lovett	DT
55	Dontae Lucas	OL
46	DJ Lundy	LB
21	Alex Mastromanno	P

PRONUNCIATIONS

EMILE AIME	EE-mil Aim	Bryson ESTES	Ess-teez	Alex MASTROMANNO	mas-truh-MAHN-oh	DEMORIE Tate	Duh-MORE-ee
DeCALON Brooks	Duh-K-Lynn	Parker GROTHAUS	GROAD-house	JARQUES McCLELLION	Jar-QUEZ Mac-Clell-on	KEIR Thomas	KEER (rhymes w/ 'peer')
Joshua BURRELL	Burr-L	SHAMBRE Jackson	Shahm-BRAY	JAYION McCluster	JAY-on	Lawrance TOAFILI	Toe-uh-fill-ee
JASHAUN Corbin	JAY-shawn	BAVEON Johnson	Bay-VEE-On	Kentron POITIER	Por-teer	DARION Williamson	DARE-ee-on
JA'KHI Douglas	juh-Ki	JARRIAN Jones	JAR-ee-un	JAMMIE Robinson	Jamie	ONTARIA Wilson	on-TAR-ee-uh
MARKESTON Douglas	Mar-KEE-ston	Kevin KNOWLES II	NOLES	Tate RODEMAKER	ROD-uh-maker		





2021 FSU FOOTBALL

ROSTER

No	Name	Pos	Ht	Wt	Cl	Hometown/HS/Previous School
43	Jayion McCluster	LB	6-1	231	r-FR	Largo, Fla./Largo
44	Joshua Farmer	DT	6-3	290	FR	Port St. Joe, Fla./Gadsden County
45	Preston Daniel	TE	6-4	250	r-FR	Memphis, Tenn./Evangelical Christian
45	Tylus Hancock	DB	6-0	210	r-SO	Marietta, Ga./Lassiter/Louisville
46	DJ Lundy	LB	6-1	255	r-FR	Ocala, Ga./Irwin County
47	Carter Boatwright	TE	6-4	240	r-FR	Moultrie, Ga./Colquitt County
47	Marshall Hilaman	DB	6-0	204	r-JR	Tallahassee, Fla./The First Academy/Southeastern Univ.
48	Jarrett Jackson	DT	6-6	308	r-SO	Riviera Beach, Fla./Palm Beach Gardens/Louisville
48	Jackson West	TE	6-4	245	FR	Huntsville, Ala./Huntsville
49	James Rosenberry Jr.	LS	6-0	226	r-SO	Delaware, Ohio/Olentangy/Maryland
51	Baveon Johnson	OL	6-3	313	r-SR	Lakeland, Fla./Lake Gibson
51	Chase Oliver	LB	6-1	212	r-FR	Ocala, Fla./Trinity Catholic
52	Robert Scott Jr.	OL	6-5	312	r-FR	Conway, Ark./Conway
52	George Wilson Jr.	DL	6-4	215	FR	Virginia Beach, Va./Green Run
53	Cortez Andrews	LB	6-1	245	r-SO	Tallahassee, Fla./Godby/Maryland
53	Maurice Smith	OL	6-3	280	r-FR	Miami, Fla./Miami Central
54	Byron Turner Jr.	DL	6-4	248	FR	Port Sulphur, La./St. Augustine
55	Dontae Lucas	OL	6-3	335	r-SO	Overtown, Fla./IMG Academy
55	Derrick McLendon II	DE	6-4	255	r-FR	Decatur, Ga./Tucker
56	Zane Herring	OL	6-5	320	r-FR	Madison, Fla./Madison County
56	Patrick Payton	DL	6-5	235	FR	Miami, Fla./Miami Northwestern
57	Jack O'Keeffe	LB	6-0	222	FR	Fort Lauderdale, Fla./Cardinal Gibbons
58	Emile Aime	LB	5-9	229	FR	Miami Gardens, Fla./University School
58	Devontay Love-Taylor	OL	6-4	323	r-SR	Trinity, Fla./Mitchell/FIU
59	Brady Scott	OL	6-6	322	r-JR	Powder Springs, Ga./Mount Paran Christian
61	Jalen Goss	OL	6-7	290	r-SO	Valdosta, Ga./Lowndes
62	Dylan Black	OL	6-2	307	r-FR	Leesburg, Fla./Leesburg
63	Zach Hannaford	OL	6-2	279	FR	Fernandina Beach, Fla./Fernandina Beach
64	David Stickle	OL	6-3	253	r-FR	Pace, Fla./Pace
65	Rod Orr	OL	6-6	309	FR	Gadsden, Ala./Gadsden City
66	Ben Ostaszewski	OL	6-3	271	r-FR	Cumming, Ga./North Forsyth
67	Thomas Shrader	OL	6-5	305	r-FR	Venice, Fla./Venice
68	Alto Tarver	OL	6-3	316	FR	Cape Coral, Fla./Cape Coral
69	Robert Elder IV	OL	6-2	253	r-SO	Stuart, Fla./Jensen Beach
70	Lloyd Willis	OL	6-7	327	r-FR	Miami, Fla./Killian
71	Christopher Williams	OL	6-5	348	FR	Tallahassee, Fla./Rickards
75	Dillan Gibbons	OL	6-5	321	r-JR	St. Petersburg, Fla./Clearwater Central Catholic/Notre Dame
76	Darius Washington	OL	6-4	294	r-FR	Pensacola, Fla./West Florida
77	Bryson Estes	OL	6-3	300	FR	McDonough, Ga./Eagle's Landing Christian Academy
78	Ira Henry III	OL	6-4	314	r-FR	St. Louis, Mo./Trinity Catholic
80	Ontaria Wilson	WR	6-0	175	r-JR	Ashburn, Ga./Turner County
81	Joshua Burrell	WR	6-2	224	FR	Blythewood, S.C./Blythewood
82	Austin White	TE	6-5	247	r-FR	Tampa, Fla./Tampa Catholic
83	Jordan Young	WR	6-2	210	r-SO	Conyers, Ga./Heritage
84	Fernando Padron	WR	5-7	176	r-SO	Weston, Fla./Cypress Bay
85	Markeston Douglas	TE	6-4	276	r-FR	Brownsville, Tenn./Haywood
86	Parker Self	WR	6-1	193	r-FR	Hiram, Ga./South Paulding
87	Camren McDonald	TE	6-4	242	r-JR	Long Beach, Calif./Long Beach Poly
88	Ryan Fitzgerald	K	6-1	201	r-FR	Coolidge, Ga./Colquitt County
88	Kentron Poitier	WR	6-3	205	r-FR	Coconut Grove, Fla./Miami Palmetto
89	Reggie Harden	WR	6-4	190	r-FR	Jacksonville, Fla./Raines
90	Tru Thompson	DT	6-0	312	r-SO	Loganville, Ga./Grayson
91	Robert Cooper	DT	6-2	338	r-JR	Lilburn, Ga./South Gwinnett
92	Liam McCormick	DL	6-3	278	FR	Islip, N.Y./IMG Academy (Fla.)
93	Malakai Menzer	DL	6-1	255	r-FR	Punta Gorda, Fla./Charlotte
94	Rowan Hanley	DL	6-4	289	FR	Okeechobee, Fla./Okeechobee
97	Shambre Jackson	DL	6-3	259	FR	Orlando, Fla./Boone
97	Aidan Shahriari	K	5-11	179	r-FR	Clearwater, Fla./Calvary Christian
98	Zane Smith	P	6-0	227	FR	North Myrtle Beach, S.C./North Myrtle Beach
99	Malcolm Ray	DT	6-2	282	r-FR	Miami Gardens, Fla./Miami Carol City

ALPHABETICAL

11	Malik McClain	WR
15	Jarques McClellion	DB
43	Jayion McCluster	LB
92	Liam McCormick	DL
87	Camren McDonald	TE
55	Derrick McLendon II	DE
42	Jaleel McRae	LB
93	Malakai Menzer	DL
10	McKenzie Milton	QB
42	Garrett Murray	LS
39	Vance Nicklaus	TE
57	Jack O'Keeffe	LB
51	Chase Oliver	LB
65	Rod Orr	OL
66	Ben Ostaszewski	OL
84	Fernando Padron	WR
7	Andrew Parchment	WR
56	Patrick Payton	DL
88	Kentron Poitier	WR
12	Chubba Purdy	QB
99	Malcolm Ray	DT
19	Wyatt Rector	TE
1	Emmett Rice	LB
3	Bryan Robinson	WR
10	Jammie Robinson	DB
18	Tate Rodemaker	QB
49	James Rosenberry Jr.	LS
59	Brady Scott	OL
52	Robert Scott Jr.	OL
86	Parker Self	WR
97	Aidan Shahriari	K
14	Deonté Sheffield	RB
67	Thomas Shrader	OL
53	Maurice Smith	OL
98	Zane Smith	P
64	David Stickle	OL
68	Alto Tarver	OL
12	Demorie Tate	DB
4	Keir Thomas	DE
90	Tru Thompson	DT
9	Lawrance Toafili	RB
13	Jordan Travis	QB
54	Byron Turner Jr.	DL
8	Treshaun Ward	RB
35	Leonard Warner III	DE
76	Darius Washington	OL
16	Hunter Washington	DB
36	Anthony Weeden	WR
48	Jackson West	TE
82	Austin White	TE
71	Christopher Williams	OL
1	D.J. Williams	RB
23	Sidney Williams	DB
21	Darion Williamson	WR
70	Lloyd Willis	OL
52	George Wilson Jr.	DL
4	Jordan Wilson	TE
80	Ontaria Wilson	WR
16	Corey Wren	RB/ATH
83	Jordan Young	WR

PRONUNCIATIONS

EMILE AIME	EE-mil Aim	Bryson ESTES	Ess-teez	Alex MASTROMANNO	mas-truh-MAHN-oh	DEMORIE Tate	Duh-MORE-ee
DeCALON Brooks	Duh-K-Lynn	Parker GROTHAUS	GROAD-house	JARQUES McCLELLION	Jar-QUEZ Mac-Clell-on	KEIR Thomas	KEER (rhymes w/ 'peer')
Joshua BURRELL	Burr-L	SHAMBRE Jackson	Shahm-BRAY	JAYION McCluster	JAY-on	Lawrance TOAFILI	Toe-uh-fill-ee
JASHAUN Corbin	JAY-shawn	BAVEON Johnson	Bay-VEE-On	Kentron POITIER	Por-teer	DARION Williamson	DARE-ee-on
JA'KHI Douglas	juh-Ki	JARRIAN Jones	JAR-ee-un	JAMMIE Robinson	Jamie	ONTARIA Wilson	on-TAR-ee-uh
MARKESTON Douglas	Mar-KEE-ston	Kevin KNOWLES II	NOLES	Tate RODEMAKER	ROD-uh-maker		





2021 FSU FOOTBALL

PLAYER BIOS - OFFENSE



JASHAUN CORBIN

0

RB | 6-0 • 221
Redshirt Sophomore
Rockledge, Fla. | Texas A&M
Social Science

J. CORBIN'S CAREER STATISTICS & GAME HIGHS

YR.	G	RUSH	YDS	AVG	TD	LG	AVG/G
2018*	12	61	346	5.7	1	35	28.8
2019*	2	35	137	3.9	1	20	68.5
2020	9	81	401	5.0	5	28	44.6
TOT	23	177	884	5.0	7	35	38.4

RECEIVING

YR.	G	REC	YDS	AVG	TD	LG	AVG/G
2018*	12	10	85	8.5	0	16	7.1
2019*	2	6	16	2.7	1	5	8.0
2020	9	19	115	6.1	0	18	12.8
TOT	23	35	216	6.2	1	18	9.3

KICKOFF RETURNS

YR.	G	RET	YDS	AVG	TD	LG	AVG/G
2018*	12	14	422	30.1	1	100	35.2
2019*	2	1	19	19.0	0	19	19.0
2020	9	2	32	16.0	0	21	3.6
TOT	23	17	473	27.8	1	100	20.5

Points Scored.....	18, Duke, 12/12/2020
Touchdowns.....	3, Duke, 12/12/2020
Rush Attempts.....	22, Texas State, 8/29/2019*
Rush Yards.....	103, Texas State, 8/29/2019*
Rush Touchdowns.....	3, Duke, 12/12/2020
Long Rush.....	35, vs. NC State (Gator Bowl), 12/31/2018*
Receptions.....	8, Georgia Tech, 9/12/2020
Receiving Yards.....	55, Georgia Tech, 9/12/2020
Receiving Touchdowns.....	1, Texas State, 8/29/2019*
Long Reception.....	18, Georgia Tech, 9/12/2020
All-Purpose Yards.....	134, Texas State, 8/29/2019*
Kick Return Yards.....	100, vs. Arkansas, 9/29/2018*
Kick Return Touchdowns.....	1, vs. Arkansas, 9/29/2018*
Long Kick Return.....	100, vs. Arkansas, 9/29/2018*

*at Texas A&M



PRESTON DANIEL

45

TE | 6-4 • 250
Redshirt Freshman
Memphis, Tenn. | Evangelical Christian
Finance

P. DANIEL'S CAREER STATISTICS & GAME HIGHS

YR.	G	REC	YDS	AVG	TD	LG	AVG/G
2020	9	2	45	22.5	0	36	5.0
TOT	9	2	45	22.5	0	36	5.0

Receptions.....	1 (2x), last Pitt, 11/7/2020
Receiving Yards.....	36, North Carolina, 10/17/2020
All-Purpose Yards.....	36, North Carolina, 10/17/2020
Long Kick Return.....	10, Duke, 12/12/2020



JA'KHI DOUGLAS

22

RB | 5-9 • 198
Redshirt Freshman
Houma, La. | Terrebonne
Biological Science

J. DOUGLAS'S CAREER STATISTICS & GAME HIGHS

YR.	G	RUSH	YDS	AVG	TD	LG	AVG/G
2020	8	6	11	1.8	0	5	1.4
TOT	8	6	11	1.8	0	5	1.4

RECEIVING

YR.	G	REC	YDS	AVG	TD	LG	AVG/G
2020	8	7	116	16.6	2	68	14.5
TOT	8	7	116	16.6	2	68	14.5

KICKOFF RETURNS

YR.	G	RET	YDS	AVG	TD	LG	AVG/G
2020	8	8	158	19.8	0	28	19.8
TOT	8	8	158	19.8	0	28	19.8

Points Scored.....	12, Duke, 12/12/2020
Touchdowns.....	2, Duke, 12/12/2020
Rush Attempts.....	3, at Miami, 9/26/2020
Rush Yards.....	5 (2x), last at NC State, 11/14/2020
Long Rush.....	5, at NC State, 11/14/2020
Receptions.....	3, Duke, 12/12/2020
Receiving Yards.....	77, Duke, 12/12/2020
Receiving Touchdowns.....	2, Duke, 12/12/2020
Long Reception.....	68, Duke, 12/12/2020
All-Purpose Yards.....	137, at Louisville, 10/24/2020
Long Kick Return.....	28, at Louisville, 10/24/2020
Fumbles Recovered.....	1, at Louisville, 10/24/2020
Blocked Kicks.....	1 (punt), North Carolina, 10/17/2020



KEYSHAWN HELTON

6

WR | 5-9 • 175
Redshirt Junior
Pensacola, Fla. | West Florida
Interdisciplinary Social Science

K. HELTON'S CAREER STATISTICS & GAME HIGHS

YR.	G	REC	YDS	AVG	TD	LG	AVG/G
2018	11	11	176	16.0	1	73	16.0
2019	6	17	239	14.1	3	58	39.8
2020	9	14	119	8.5	2	41	13.2
TOT	26	42	534	12.7	6	73	20.5

RUSHING

YR.	G	RUSH	YDS	AVG	TD	LG	AVG/G
2018	11	1	2	2.0	0	2	0.2
2019	6	2	19	9.5	0	14	3.2
2020	9	1	0	0.0	0	0	0.0
TOT	26	4	21	5.2	0	14	0.8

KICKOFF RETURNS

YR.	G	RET	YDS	AVG	TD	LG	AVG/G
2018	11	9	196	21.8	0	35	17.8
2019	6	8	228	28.5	0	58	35.0
2020	9	5	130	26.0	0	37	14.4
TOT	26	22	554	25.2	0	58	21.3

PUNT RETURNS

YR.	G	RET	YDS	AVG	TD	LG	AVG/G
2020	9	5	26	5.2	0	8	2.9
TOT	9	5	26	5.2	0	8	1.0

Points Scored.....	6 (6x), last Jacksonville State, 10/3/2020
Touchdowns.....	1 (6x), last last Jacksonville State, 10/3/2020
Receptions.....	7, Louisville, 9/21/2019
Receiving Yards.....	100, Clemson, 10/27/2018
Receiving Touchdowns.....	1 (6x), last Jacksonville State, 10/3/2020
Long Reception.....	73, Clemson, 10/27/2018
All-Purpose Yards.....	174, Jacksonville State, 10/3/2020
Long Punt Return.....	8 (2x), last at Louisville, 10/24/2020
Long Kick Return.....	58, NC State, 9/28/2019



CAMREN McDONALD

87

TE | 6-4 • 242
Redshirt Junior
Long Beach, Calif. | Long Beach Poly
Interdisciplinary Social Science

C. McDONALD'S CAREER STATISTICS & GAME HIGHS

YR.	G	REC	YDS	AVG	TD	LG	AVG/G
2018	11	0	0	0.0	0	0	0.0
2019	13	6	43	7.2	0	24	3.3
2020	9	23	263	11.4	2	30	29.2
TOT	33	29	306	10.6	2	30	9.3

Points Scored.....	6 (2x), last North Carolina, 10/17/2020
Touchdowns.....	1 (2x), last North Carolina, 10/17/2020
Receptions.....	7, Pitt, 11/7/2020
Receiving Yards.....	61, Pitt, 11/7/2020
Receiving Touchdowns.....	1 (2x), last North Carolina, 10/17/2020
Long Reception.....	30, at Louisville, 10/24/2020



McKENZIE MILTON

10

QB | 5-11 • 189
Redshirt Senior
Kapolei, Hawai'i | UCF
Athletic Coaching Certificate

M. MILTON'S CAREER STATISTICS & GAME HIGHS

YR.	G	COM	ATT	PCT	YDS	TD	INT	LG	AVG/G
2016*	10	194	336	57.7	1,983	10	7	71	198.3
2017*	13	265	395	67.1	4,037	37	9	80	310.5
2018*	10	171	289	59.2	2,663	25	6	75	266.3
TOT	33	630	1,020	61.8	8,683	72	22	80	263.1

RUSHING

YR.	G	RUSH	YDS	AVG	TD	LG	AVG/G
2016*	10	100	158	1.6	3	63	15.8
2017*	13	106	613	5.8	8	55	47.2
2018*	10	79	307	3.9	9	23	30.7
TOT	33	285	1,078	3.8	20	63	32.7

Points Scored.....	18, Florida Atlantic, 9/21/2018*
Touchdowns.....	3, Florida Atlantic, 9/21/2018*
Rush Attempts.....	19, at Maryland, 9/17/2016*
Rush Yards.....	116, vs. Auburn (Peach Bowl), 1/1/2018*
Rush Touchdowns.....	3, Florida Atlantic, 9/21/2018*
Long Rush.....	63, Temple, 10/15/2016*
Pass Attempts.....	51, Tulsa, 11/19/2016*
Pass Completions.....	29 (2x), last USF, 11/24/2017*
Pass Yards.....	494, Memphis (AAC Championship), 12/2/2017*
Pass Touchdowns.....	5 (3x), last at UConn, 8/30/2018*
Long Pass.....	80, at SMU, 11/4/2017*
Total Offense Yards.....	562, Memphis (AAC Championship), 12/2/2017*
All-Purpose Yards.....	116, vs. Auburn (Peach Bowl), 1/1/2018*

*at UCF



ANDREW PARCHMENT

7

WR | 6-2 • 190
Redshirt Senior
Fort Lauderdale, Fla. | Kansas
Interdisciplinary Social Science

A. PARCHMENT'S CAREER STATISTICS & GAME HIGHS

YR.	G	REC	YDS	AVG	TD	LG	AVG/G
2017*	9	1	6	0.0	0	6	0.7
2019**	12	65	831	12.8	7	75	69.3
2020**	8	24	197	8.2	2	43	24.6
TOT	29	90	1,034	11.5	9	75	35.7

*at Northern Illinois

Points Scored.....	12 (2x), last West Virginia, 9/21/2019**
Touchdowns.....	2 (2x), last West Virginia, 9/21/2019**
Receptions.....	8 (3x), last at Iowa State, 11/23/2019**
Receiving Yards.....	132, West Virginia, 9/21/2019**
Receiving Touchdowns.....	2 (2x), last West Virginia, 9/21/2019**
Long Reception.....	75, West Virginia, 9/21/2019**

**at Kansas



KENTRON POITIER

88

WR | 6-3 • 205
Redshirt Freshman
Coconut Grove, Fla. | Miami Palmetto
Exploratory

K. POITIER'S CAREER STATISTICS & GAME HIGHS

YR.	G	REC	YDS	AVG	TD	LG	AVG/G
2020	6	4	39	9.8	0	14	6.5
TOT	6	4	39	9.8	0	14	6.5



2021 FSU FOOTBALL

PLAYER BIOS - OFFENSE

Receptions..... 2, at Miami, 9/26/2020
 Receiving Yards..... 22, at Miami, 9/26/2020
 Long Reception..... 14, at Miami, 9/26/2020



CHUBBA PURDY 12

QB | 6-2 • 215
 Redshirt Freshman
 Queen Creek, Ariz. | Perry
 Media/Communication Studies

C. PURDY'S CAREER STATISTICS & GAME HIGHS

PASSING									
YR.	G	COM	ATT	PCT	YDS	TD	INT	LG	AVG/G
2020	3	27	53	50.9	219	2	1	69	73.0
TOT	3	27	53	50.9	219	2	1	69	73.0

RUSHING									
YR.	G	RUSH	YDS	AVG	TD	LG	AVG/G		
2020	3	19	57	3.0	0	21	19.0		
TOT	3	19	57	3.0	0	21	19.0		

Rush Attempts..... 12, at NC State, 11/14/2020
 Rush Yards..... 54, at NC State, 11/14/2020
 Long Rush..... 21, at NC State, 11/14/2020
 Pass Attempts..... 23, at NC State, 11/14/2020
 Pass Completions..... 15, at NC State, 11/14/2020
 Pass Yards..... 181, at NC State, 11/14/2020
 Pass Touchdowns..... 2, at NC State, 11/14/2020
 Long Pass..... 69, at NC State, 11/14/2020
 Total Offense Yards..... 235, at NC State, 11/14/2020
 All-Purpose Yards..... 54, at NC State, 11/14/2020



WYATT RECTOR 19

TE | 6-2 • 234
 Redshirt Sophomore
 Leesburg, Fla. | Western Michigan
 Sport Management

W. RECTOR'S CAREER STATISTICS & GAME HIGHS

RUSHING									
YR.	G	RUSH	YDS	AVG	TD	LG	AVG/G		
2018*	1	1	2	2.0	0	2	2.0		
2020	9	1	1	1.0	1	1	0.1		
TOT	10	2	3	1.5	1	2	0.2		

Points Scored..... 6, Pitt, 11/7/2020
 Touchdowns..... 1, Pitt, 11/7/2020
 Rush Attempts..... 1 (2x), last Pitt, 11/7/2020
 Rush Yards..... 2, Delaware State, 9/15/2018*
 Rush Touchdowns..... 1, Pitt, 11/7/2020
 Long Rush..... 2, Delaware State, 9/15/2018*
 Tackles (special teams)..... 1 (5x), last Duke, 12/12/2020
 *at Western Michigan



TATE RODEMAKER 18

QB | 6-4 • 201
 Redshirt Freshman
 Valdosta, Ga. | Valdosta
 Sport Management

T. RODEMAKER'S CAREER STATISTICS & GAME HIGHS

PASSING									
YR.	G	COM	ATT	PCT	YDS	TD	INT	LG	AVG/G
2020	4	17	29	58.6	130	0	3	23	32.5
TOT	4	17	29	58.6	130	0	3	23	32.5

RUSHING									
YR.	G	RUSH	YDS	AVG	TD	LG	AVG/G		
2020	4	8	(-13)	(-1.6)	0	17	(-3.2)		
TOT	4	8	(-13)	(-1.6)	0	17	(-3.2)		

Rush Attempts..... 3 (2x), last Jacksonville State, 10/3/2020
 Rush Yards..... 9, at NC State, 11/14/2020
 Long Rush..... 17, at NC State, 11/14/2020
 Pass Attempts..... 12, Jacksonville State, 10/3/2020
 Pass Completions..... 8, Jacksonville State, 10/3/2020
 Pass Yards..... 58, Jacksonville State, 10/3/2020
 Long Pass..... 23, Jacksonville State, 10/3/2020
 Total Offense Yards..... 42, at Miami, 9/26/2020



DEONTÉ SHEFFIELD 14

RB | 5-11 • 212
 Redshirt Junior
 Destin, Fla. | Niceville
 Sociology

D. SHEFFIELD'S CAREER STATISTICS & GAME HIGHS

RUSHING									
YR.	G	RUSH	YDS	AVG	TD	LG	AVG/G		
2019	4	27	135	5.0	1	17	33.8		
2020	9	1	2	2.0	0	2	0.2		
TOT	13	28	137	4.9	1	17	10.5		

Points Scored..... 6, Alabama State, 11/16/2019
 Touchdowns..... 1, Alabama State, 11/16/2019
 Rush Attempts..... 18, vs. Arizona State (Sun Bowl), 12/31/2019
 Rush Yards..... 87, vs. Arizona State (Sun Bowl), 12/31/2019
 Rush Touchdowns..... 1, Alabama State, 11/16/2019
 Long Rush..... 17, Alabama State, 11/16/2019
 Receptions..... 1, vs. Arizona State (Sun Bowl), 12/31/2019
 Receiving Yards..... 1, vs. Arizona State (Sun Bowl), 12/31/2019
 Long Reception..... 1, vs. Arizona State (Sun Bowl), 12/31/2019
 All-Purpose Yards..... 88, vs. Arizona State (Sun Bowl), 12/31/2019
 Fumbles Recovered..... 1, at Notre Dame, 10/10/2020



LAWRANCE TOAFILI 9

RB | 6-0 • 185
 Redshirt Freshman
 St. Petersburg, Fla. | Pinellas Park
 Exploratory

L. TOAFILI'S CAREER STATISTICS & GAME HIGHS

RUSHING									
YR.	G	RUSH	YDS	AVG	TD	LG	AVG/G		
2020	8	37	356	9.6	2	73	44.5		
TOT	8	37	356	9.6	2	73	44.5		

RECEIVING									
YR.	G	REC	YDS	AVG	TD	LG	AVG/G		
2020	8	12	120	10.0	0	31	15.0		
TOT	8	12	120	10.0	0	31	15.0		

Points Scored..... 6 (2x), last Duke, 12/12/2020
 Touchdowns..... 1 (2x), last Duke, 12/12/2020
 Rush Attempts..... 12, Jacksonville State, 10/3/2020
 Rush Yards..... 117, Duke, 12/12/2020
 Rush Touchdowns..... 1 (2x), last Duke, 12/12/2020
 Long Rush..... 73, Duke, 12/12/2020
 Receptions..... 4, Pitt, 11/7/2020
 Receiving Yards..... 35, at Miami, 9/26/2020
 Long Reception..... 31, at Notre Dame, 10/10/2020
 All-Purpose Yards..... 143, Duke, 12/12/2020



JORDAN TRAVIS 13

QB | 6-1 • 201
 Redshirt Sophomore
 West Palm Beach, Fla. | Louisville
 Interdisciplinary Social Science

J. TRAVIS' CAREER STATISTICS & GAME HIGHS

PASSING									
YR.	G	COM	ATT	PCT	YDS	TD	INT	LG	AVG/G
2018*	3	4	14	28.6	71	1	1	31	23.6
2019	4	6	11	54.5	79	0	0	63	19.8
2020	8	72	131	55.0	1,056	6	6	68	132.0
TOT	15	82	156	52.6	1,206	7	7	68	80.4

RUSHING									
YR.	G	RUSH	YDS	AVG	TD	LG	AVG/G		
2018*	3	8	40	5.0	0	25	13.3		
2019	4	23	228	9.9	3	66	57.0		
2020	8	97	559	5.8	7	88	69.9		
TOT	15	116	827	7.1	10	88	55.1		

RECEIVING

YR.	G	REC	YDS	AVG	TD	LG	AVG/G
2018*	3	0	0	0.0	0	0	0.0
2019	4	0	0	0.0	0	0	0.0
2020	8	1	5	5.0	0	5	1.2
TOT	15	1	5	5.0	0	5	0.3

*at Louisville

Points Scored..... 12 (2x), last North Carolina, 10/17/2020
 Touchdowns..... 2 (2x), last North Carolina, 10/17/2020
 Rush Attempts..... 19, at Notre Dame, 10/10/2020
 Rush Yards..... 107, North Carolina, 10/17/2020
 Rush Touchdowns..... 2 (2x), last North Carolina, 10/17/2020
 Long Rush..... 88, Pitt, 11/7/2020
 Pass Attempts..... 32, at Louisville, 10/24/2020
 Pass Completions..... 14, at Louisville, 10/24/2020
 Pass Yards..... 210, Jacksonville State, 10/3/2020
 Pass Touchdowns..... 2, Duke, 12/12/2020
 Long Pass..... 68, Duke, 12/12/2020
 Total Offense..... 300, at Notre Dame, 10/10/2020
 All-Purpose Yards..... 107, North Carolina, 10/17/2020




TRESHAUN WARD 8

RB | 5-10 • 192
 Redshirt Freshman
 Plant City, Fla. | Tampa Bay Tech
 Criminology

T. WARD'S CAREER STATISTICS & GAME HIGHS

RUSHING									
YR.	G	RUSH	YDS	AVG	TD	LG	AVG/G		
2019	2	10	44	4.4	0	11	22.0		
2020	2	2	54	27.0	1	28	27.0		
TOT	4	12	98	8.2	1	28	24.5		

Points Scored..... 6, Duke, 12/12/2020
 Touchdowns..... 1, Duke, 12/12/2020
 Rush Attempts..... 10, vs. Arizona State (Sun Bowl), 12/31/2019
 Rush Yards..... 54, Duke, 12/12/2020
 Rush Touchdowns..... 1, Duke, 12/12/2020
 Long Rush..... 28, Duke, 12/12/2020
 All-Purpose Yards..... 60, Duke, 12/12/2020



D.J. WILLIAMS 1

RB | 5-10 • 215
 Redshirt Sophomore
 Lake Placid, Fla. | Auburn
 Social Science

D.J. WILLIAMS' CAREER STATISTICS & GAME HIGHS

RUSHING									
YR.	G	RUSH	YDS	AVG	TD	LG	AVG/G		
2019*	10	84	400	4.8	2	70	40.0		
2020*	9	38	199	5.2	3	41	22.1		
TOT	19	122	599	4.9	5	70	31.5		

RECEIVING									
YR.	G	REC	YDS	AVG	TD	LG	AVG/G		
2019*	10	5	32	6.4	0	15	3.2		
2020*	9	7	40	5.7	0	22	4.4		
TOT	19	12	72	6.0	0	22	3.8		

Points Scored..... 6 (5x), last Northwestern (Citrus Bowl), 1/1/2021*
 Touchdowns..... 1 (5x), last Northwestern (Citrus Bowl), 1/1/2021*
 Rush Attempts..... 24, Ole Miss, 11/2/2019*
 Rush Yards..... 130, at LSU, 10/26/2019*
 Rush Touchdowns..... 1 (5x), last Northwestern (Citrus Bowl), 1/1/2021*
 Long Rush..... 70, at LSU, 10/26/2019*
 Receptions..... 3, Ole Miss, 11/2/2019*
 Receiving Yards..... 26, at South Carolina, 10/17/2020*
 Long Reception..... 22, at South Carolina, 10/17/2020*
 All-Purpose Yards..... 151, at LSU, 10/26/2019*
 *at Auburn





2021 FSU FOOTBALL

PLAYER BIOS - OFFENSE



DARION WILLIAMSON 21

WR | 6-3 • 200
Redshirt Freshman
Brownsville, Tenn. | Haywood
Sport Management

D. WILLIAMSON'S CAREER STATISTICS & GAME HIGHS

RECEIVING

YR.	G	REC	YDS	AVG	TD	LG	AVG/G
2020	3	2	15	7.5	0	8	5.0
TOT	3	2	15	7.5	0	8	5.0

Receptions..... 2, at Miami, 9/26/2020
Receiving Yards..... 15, at Miami, 9/26/2020
Long Reception..... 8, at Miami, 9/26/2020



JORDAN WILSON 4

TE | 6-4 • 265
Redshirt Senior
Nashville, Tenn. | UCLA
Athletic Coaching Certificate

J. WILSON'S CAREER STATISTICS & GAME HIGHS

RECEIVING

YR.	G	REC	YDS	AVG	TD	LG	AVG/G
2017*	12	16	155	9.7	2	25	12.9
2018*	10	2	17	8.5	0	12	1.7
2019*	12	7	72	10.3	0	21	6.0
TOT	34	25	244	9.8	2	25	7.2

Points Scored..... 6 (2x), last at Washington, 10/28/2017*
Touchdowns..... 1 (2x), last at Washington, 10/28/2017*
Receptions..... 4 (2x), last at Washington, 10/28/2017*
Receiving Yards..... 43, Oregon, 10/21/2017*
Receiving Touchdowns..... 1 (2x), last at Washington, 10/28/2017*
Long Reception..... 25, California, 11/24/2017*

*at UCLA



ONTARIA WILSON 80

WR | 6-0 • 175
Redshirt Junior
Asburn, Ga. | Turner County
Interdisciplinary Social Science

O. WILSON'S CAREER STATISTICS & GAME HIGHS

RECEIVING

YR.	G	REC	YDS	AVG	TD	LG	AVG/G
2018	11	4	35	8.8	0	12	3.2
2019	8	21	227	10.8	1	40	28.4
2020	9	30	382	12.7	2	69	42.2
TOT	28	55	644	11.7	3	69	23.0

RUSHING

YR.	G	RUSH	YDS	AVG	TD	LG	AVG/G
2018	11	0	0	0.0	0	0	0.0
2019	8	2	15	7.5	1	12	1.9
2020	9	4	32	8.0	0	13	3.6
TOT	28	6	47	7.8	1	13	1.7

Points Scored..... 6 (4x), last at NC State, 11/14/2020
Touchdowns..... 1 (4x), last at NC State, 11/14/2020
Rush Attempts..... 2, vs. Arizona State (Sun Bowl), 12/31/2019
Rush Yards..... 15, vs. Arizona State (Sun Bowl), 12/31/2019
Rush Touchdowns..... 1, vs. Arizona State (Sun Bowl), 12/31/2019
Long Rush..... 13, Jacksonville State, 10/3/2020
Receptions..... 7, at NC State, 11/14/2020
Receiving Yards..... 117, at NC State, 11/14/2020
Receiving Touchdowns..... 1 (3x), last at NC State, 11/14/2020
Long Reception..... 69, at NC State, 11/14/2020
All-Purpose Yards..... 117, at NC State, 11/14/2020



COREY WREN 16

RB/ATH | 5-10 • 187
Redshirt Freshman
New Orleans, La. | John Curtis Christian
Sport Management

C. WREN'S CAREER STATISTICS & GAME HIGHS

RUSHING

YR.	G	RUSH	YDS	AVG	TD	LG	AVG/G
2020	5	0	0	0.0	0	0	0.0
TOT	5	0	0	0.0	0	0	0.0

KICKOFF RETURNS

YR.	G	RET	YDS	AVG	TD	LG	AVG/G
2020	5	3	45	15.0	0	22	9.0
TOT	5	3	45	15.0	0	22	9.0

All-Purpose Yards..... 45, at Notre Dame, 10/10/2020
Long Kick Return..... 22, at Notre Dame, 10/10/2020



JORDAN YOUNG 83

WR | 6-2 • 210
Redshirt Sophomore
Conyers, Ga. | Heritage
Social Science

J. YOUNG'S CAREER STATISTICS & GAME HIGHS

RECEIVING


YR.	G	REC	YDS	AVG	TD	LG	AVG/G
2019	13	4	61	15.2	0	29	4.7
2020	7	7	85	12.1	0	20	12.1
TOT	20	11	146	13.3	0	29	7.3

Receptions..... 3, at Louisville, 10/24/2020
Receiving Yards..... 29, Syracuse, 10/26/2019
Long Reception..... 29, Syracuse, 10/26/2019
All-Purpose Yards..... 29, Syracuse, 10/26/2019



2021 FSU FOOTBALL

PLAYER BIOS - DEFENSE



CORTEZ ANDREWS 53

LB | 6-1 • 245
Redshirt Sophomore
Tallahassee, Fla. | Maryland
Interdisciplinary Social Science

C. ANDREWS' CAREER STATISTICS & GAME HIGHS

YR.	G	UA	A	TOT	TFL-YDS	PBU	FF	FR	INT	SACKS
2019*	6	3	3	6	2.0-6	0	0	0	0-0	0.0-0
2020*	4	2	1	3	0.0-0	0	0	0	0-0	0.0-0
TOT	10	5	4	9	2.0-6	0	0	0	0-0	0.0-0

Tackles.....3, Michigan, 11/2/2019*
Tackles-for-Loss.....1 (2x), last Michigan, 11/2/2019*
*at Maryland



DENNIS BRIGGS, JR. 6

DT | 6-4 • 278
Redshirt Sophomore
Kissimmee, Fla. | Gateway
Interdisciplinary Social Science

D. BRIGGS' CAREER STATISTICS & GAME HIGHS

YR.	G	UA	A	TOT	TFL-YDS	PBU	FF	FR	INT	SACKS
2018	4	0	2	2	0.0-0	1	0	0	0	0.0-0
2019	13	15	13	28	3.5-9	1	1	1	0	1.0-7
2020	5	3	3	6	0.0-0	0	1	0	0	0.0-0
TOT	22	18	18	36	3.5-9	2	2	1	0	1.0-7

Tackles.....6 (2x), last Alabama State, 11/16/2019
Sacks.....1.0, Alabama State, 11/16/2019
Tackles-for-Loss.....2.0, Alabama State, 11/16/2019
Fumbles Forced.....1 (2x), last at Louisville, 10/24/2020
Fumbles Recovered.....1, at Clemson, 10/12/2019
Pass Breakups.....1 (2x), last at Wake Forest, 10/19/2019



DeCALON BROOKS 28

LB | 5-10 • 222
Redshirt Junior
Tampa, Fla. | Gaither
Sport Management

D. BROOKS' CAREER STATISTICS & GAME HIGHS

YR.	G	UA	A	TOT	TFL-YDS	PBU	FF	FR	INT	SACKS
2018	11	17	29	46	3.0-11	2	1	1	0	1.0-8
2019	11	7	8	15	0.0-0	0	0	0	0	0.0-0
2020	9	4	4	8	0.0-0	2	0	0	0	0.0-0
TOT	31	28	41	69	3.0-11	4	1	1	0	1.0-8

Tackles.....9 (2x), last at Louisville, 9/29/2018
Sacks.....1.0, at Louisville, 9/29/2018
Tackles-for-Loss.....2.0, at Louisville, 9/29/2018
Fumbles Forced.....1, at Louisville, 9/29/2018
Fumbles Recovered.....1, at Miami, 10/6/2018
Pass Breakups.....2, at Miami, 9/26/2020



JARVIS BROWNLEE, JR. 3

DB | 5-11 • 181
Redshirt Freshman
Miami Gardens, Fla. | Miami Carol City
Sport Management

J. BROWNLEE'S CAREER STATISTICS & GAME HIGHS

YR.	G	UA	A	TOT	TFL-YDS	PBU	FF	FR	INT	SACKS
2019	4	1	0	1	0.0-0	0	0	0	0	0.0-0
2020	8	17	9	26	2.0-9	1	0	0	1	1.0-6
TOT	12	18	9	27	2.0-9	1	0	0	1	1.0-6

Interceptions.....1, at NC State, 11/14/2020
Tackles.....8, Pitt, 11/7/2020
Sacks.....1.0, North Carolina, 10/17/2020
Tackles-for-Loss.....1.0 (2x), last Pitt, 11/7/2020
Pass Breakups.....1, at Louisville, 10/24/2020



ROBERT COOPER 91

DT | 6-2 • 338
Redshirt Junior
Lilburn, Ga. | South Gwinnett
Interdisciplinary Social Science

R. COOPER'S CAREER STATISTICS & GAME HIGHS

YR.	G	UA	A	TOT	TFL-YDS	PBU	FF	FR	INT	SACKS
2018	11	3	7	10	0.5-1	0	0	0	0	0.0-0
2019	13	18	22	40	5.0-14	1	0	1	0	2.0-4
2020	8	10	5	15	2.0-2	1	0	0	0	0.0-0
TOT	32	31	34	65	7.5-17	2	0	1	0	2.0-4

Tackles.....8, Syracuse, 10/26/2019
Sacks.....1.0 (2x), last vs. Arizona State (Sun Bowl), 12/31/2019
Tackles-for-Loss.....2.0, Syracuse, 10/26/2019
Fumbles Recovered.....1, Boise State, 8/31/2019
Pass Breakups.....1 (2x), last Georgia Tech, 9/12/2020



MARCUS CUSHNIE 14

DE | 6-2 • 250
Redshirt Junior
Deerfield Beach, Fla. | Alabama A&M
Criminology

M. CUSHNIE'S CAREER STATISTICS & GAME HIGHS

YR.	G	UA	A	TOT	TFL-YDS	PBU	FF	FR	INT	SACKS
2018*	10	4	5	9	2.0-5	0	0	0	0	2.0-5
2019*	12	27	12	39	13.0-68	2	2	1	0	7.0-44
2020*	4	14	6	20	7.5-45	0	0	0	0	7.0-41
TOT	26	45	23	38	22.5-118	2	2	1	0	16.0-90

Points Scored.....6, Jackson State, 11/9/2019*
Tackles.....12, vs. Arkansas-Pine Bluff, 5/1/2021*
Sacks.....2.0 (5x), last vs. Arkansas-Pine Bluff, 5/1/2021*
Tackles-for-Loss.....3.5, vs. Arkansas-Pine Bluff, 5/1/2021*
Pass Breakups.....1 (2x), last at Southern, 11/2/2019*
Fumbles Forced.....1 (2x), last Jackson State, 11/9/2019*
Fumbles Recovered.....1, Jackson State, 11/9/2019*
*at Alabama A&M



KALEN DeLOACH 20

LB | 6-1 • 220
Redshirt Sophomore
Savannah, Ga. | Islands
Sport Management

K. DeLOACH'S CAREER STATISTICS & GAME HIGHS

YR.	G	UA	A	TOT	TFL-YDS	PBU	FF	FR	INT	SACKS
2019	8	2	1	3	0.0-0	0	0	0	0	0.0-0
2020	9	6	1	7	0.0-0	0	0	0	0	0.0-0
TOT	17	8	2	10	0.0-0	0	0	0	0	0.0-0

Tackles.....4, Georgia Tech, 9/12/2020



AKEEM DENT 27

DB | 6-1 • 203
Redshirt Sophomore
Pahokee, Fla. | Palm Beach Central
Interdisciplinary Social Science

A. DENT'S CAREER STATISTICS & GAME HIGHS

YR.	G	UA	A	TOT	TFL-YDS	PBU	FF	FR	INT	SACKS
2019	13	21	14	35	1.5-3	7	0	0	0	0.0-0
2020	7	8	5	13	0.0-0	1	0	0	0	0.0-0
TOT	20	29	19	48	1.5-3	8	0	0	0	0.0-0

Tackles.....9, at Wake Forest, 10/19/2019
Tackles-for-Loss.....1.0, Alabama State, 11/16/2019
Pass Breakups.....2 (3x), last Alabama State, 11/16/2019



STEPHEN DIX, JR. 32

LB | 6-2 • 239
Redshirt Freshman
Orlando, Fla. | Dr. Phillips
Sport Management

S. DIX'S CAREER STATISTICS & GAME HIGHS

YR.	G	UA	A	TOT	TFL-YDS	PBU	FF	FR	INT	SACKS
2020	9	18	27	45	3.5-6	0	0	0	0	0.0-0
TOT	9	18	27	45	3.5-6	0	0	0	0	0.0-0

Tackles.....9, North Carolina, 10/17/2020
Tackles-for-Loss.....1.0 (2x), last at Louisville, 10/24/2020




MEIKO DOTSON 9

DB | 5-11 • 197
Redshirt Senior
Daytona Beach, Fla. | FAU
Athletic Coaching Certificate

M. DOTSON'S CAREER STATISTICS & GAME HIGHS

YR.	G	UA	A	TOT	TFL-YDS	PBU	FF	FR	INT	SACKS
2018*	1	0	0	0	0.0-0	0	0	0	0	0.0-0
2019*	13	23	7	30	1.0-2	3	0	0	9	0.0-0
2020	3	6	3	9	0.0-0	0	0	0	0	0.0-0
TOT	16	29	10	39	1.0-2	3	0	0	9	0.0-0

Interceptions.....2 (3x), last Southern Miss, 11/30/2019*
Tackles.....4 (6x), last North Carolina, 10/17/2019
Tackles-for-Loss.....1.0, at Ohio State, 8/31/2019*
Pass Breakups.....1 (3x), last SMU (Boca Raton Bowl), 12/21/2019*
*at FAU



QUASHON FULLER 30

DL | 6-3 • 265
Redshirt Freshman
Fort Myers, Fla. | Lehigh Senior
Sport Management

Q. FULLER'S CAREER STATISTICS & GAME HIGHS

YR.	G	UA	A	TOT	TFL-YDS	PBU	FF	FR	INT	SACKS
2019	1	0	0	0	0.0-0	0	0	0	0	0.0-0
2020	4	3	0	3	0.0-0	0	0	0	0	0.0-0
TOT	5	3	0	3	0.0-0	0	0	0	0	0.0-0

Tackles.....2, Duke, 12/12/2020



AMARI GAINER 33

LB | 6-3 • 237
Redshirt Sophomore
Tallahassee, Fla. | Chiles
Interdisciplinary Social Science

A. GAINER'S CAREER STATISTICS & GAME HIGHS

YR.	G	UA	A	TOT	TFL-YDS	PBU	FF	FR	INT	SACKS
2018	4	0	0	0	0.0-0	0	0	0	0	0.0-0
2019	13	31	38	69	7.0-35	0	2	1	0	3.5-27
2020	9	36	29	65	5.0-14	0	1	1	0	0.5-2
TOT	26	67	67	134	12.0-49	0	3	2	0	4.0-29

Tackles.....12 (2x), last at NC State, 11/14/2020
Sacks.....2.0, NC State, 9/28/2019
Tackles-for-Loss.....2.5 (2x), last Georgia Tech, 9/12/2020
Fumbles Forced.....1 (3x), last at Notre Dame, 10/10/2020
Fumbles Recovered.....1 (2x), last Duke, 12/12/2020



2021 FSU FOOTBALL

PLAYER BIOS - DEFENSE



BRENDAN GANT

5

DB | 6-2 • 208
Redshirt Sophomore
Lakeland, Fla. | Kathleen
Social Science

B. GANT'S CAREER STATISTICS & GAME HIGHS

YR.	G	UA	A	TOT	TFL-YDS	PBU	FF	FR	INT	SACKS
2019	13	20	15	35	1.5-5	0	0	0	0	0.0-0
2020	9	23	9	32	2.0-3	0	1	0	1	0.0-0
TOT	22	43	24	67	3.5-8	0	1	0	1	0.0-0

Interceptions.....1, Duke, 12/12/2020
Tackles.....7 (2x), last at Miami, 9/26/2020
Tackles-for-Loss.....1.0 (3x), last Duke, 12/12/2020
Fumbles Forced.....1, Duke, 12/12/2020



RENARDO GREEN

8

DB | 6-0 • 189
Redshirt Sophomore
Orlando, Fla. | Wekiva
Social Science

R. GREEN'S CAREER STATISTICS & GAME HIGHS

YR.	G	UA	A	TOT	TFL-YDS	PBU	FF	FR	INT	SACKS
2019	13	5	1	6	1.0-2	2	0	0	0	0.0-0
2020	5	18	9	27	0.5-2	1	1	0	0	0.0-0
TOT	18	23	10	33	1.5-4	3	1	0	0	0.0-0

Tackles.....9, Georgia Tech, 9/12/2020
Tackles-for-Loss.....1.0, Boise State, 8/31/2019
Fumbles Forced.....1, at Miami, 9/26/2020
Pass Breakups.....1 (3x), last at Miami, 9/26/2020



TRAVIS JAY

18

DB | 6-2 • 203
Redshirt Freshman
Greenville, Fla. | Madison County
Social Science

T. JAY'S CAREER STATISTICS & GAME HIGHS

DEFENSE										
YR.	G	UA	A	TOT	TFL-YDS	PBU	FF	FR	INT	SACKS
2020	6	17	9	26	0.0-0	0	1	0	1	0.0-0
TOT	6	17	9	26	0.0-0	0	1	0	1	0.0-0

KICKOFF RETURNS

YR.	G	RET	YDS	AVG	TD	LG	AVG/G
2020	6	10	229	22.9	0	31	38.2
TOT	6	10	229	22.9	0	31	38.2

PUNT RETURNS

YR.	G	RET	YDS	AVG	TD	LG	AVG/G
2020	6	2	20	16.0	0	16	3.3
TOT	6	2	20	16.0	0	16	3.3

Interceptions.....1, Duke, 12/12/2020
Tackles.....7 (2x), last North Carolina, 10/17/2020
Fumbles Forced.....1, at Miami, 9/26/2020
Long Punt Return.....16, Georgia Tech, 9/12/2020
Long Kick Return.....31 (2x), last at NC State, 11/14/2020
All-Purpose Yards.....112, at NC State, 11/14/2020



JERMAINE JOHNSON II


11

DE | 6-5 • 262
Redshirt Senior
Eden Prairie, Minn. | Georgia
Interdisciplinary Social Science

J. JOHNSON'S CAREER STATISTICS & GAME HIGHS

YR.	G	UA	A	TOT	TFL-YDS	PBU	FF	FR	QBH	SACKS
2019*	14	9	11	20	3.0-14	1	1	0	10	2.5-13
2020*	7	11	5	16	5.0-24	1	0	0	6	5.0-24
TOT	21	20	16	36	8.0-38	2	1	0	16	7.5-37

Tackles.....4 (3x), last at Alabama, 10/17/2020*
Sacks.....1.0 (7x), last at South Carolina, 11/28/2020*
Tackles-for-Loss.....1.0 (8x), last at South Carolina, 11/28/2020*
Fumbles Forced.....1, at Auburn, 11/16/2019*
Pass Breakups.....1 (2x), last at Arkansas, 9/26/2020*
*at Georgia



JARRIAN JONES

7

DB | 6-0 • 192
Redshirt Sophomore
Magee, Miss. | Mississippi State
Social Science

J. JONES' CAREER STATISTICS & GAME HIGHS

YR.	G	UA	A	TOT	TFL-YDS	PBU	FF	FR	INT	SACKS
2019*	11	7	5	12	0.0-0	2	0	1	0	0.0-0
2020	8	11	7	18	0.0-0	1	0	0	0	0.0-0
TOT	19	18	12	30	0.0-0	3	0	1	0	0.0-0

Tackles.....6, Abilene Christian, 11/23/2019*
Fumbles Recovered.....1, Kansas State, 9/14/2019*
Pass Breakups.....1 (3x), last at Miami, 9/26/2020*
*at Mississippi State



JOE LANG

41

DB | 6-0 • 217
Redshirt Senior
Naples, Fla. | Holy Cross
Interdisciplinary Social Science

J. LANG'S CAREER STATISTICS & GAME HIGHS

YR.	G	UA	A	TOT	TFL-YDS	PBU	FF	FR	INT	SACKS
2017*	1	1	1	2	0.0-0	0	1	0	0	0.0-0
2018*	11	60	17	77	3.0-14	4	2	0	0	1.5-1
2019*	12	62	10	72	3.0-13	4	1	1	0	1.0-9
2020*	4	20	9	29	0.0-0	1	0	0	0	0.0-0
TOT	28	143	37	180	6.0-27	9	4	1	0	2.5-10

Scoring.....6, New Hampshire, 9/7/2019*
Tackles.....13, at South Dakota State, 4/24/2021*
Sacks.....1.5, Yale, 9/15/2018*
Fumbles Forced.....1 (4x), last at Bucknell, 10/5/2019*
Fumbles Recovered.....1, New Hampshire, 9/7/2019*
*at Holy Cross



FABIEN LOVETT

0

DT | 6-4 • 310
Redshirt Sophomore
Vicksburg, Miss. | Mississippi State
Interdisciplinary Social Science

F. LOVETT'S CAREER STATISTICS & GAME HIGHS

YR.	G	UA	A	TOT	TFL-YDS	PBU	FF	FR	INT	SACKS
2018*	2	0	0	0	0.0-0	0	0	0	0	0.0-0
2019*	13	6	13	19	2.5-6	0	0	0	0	1.0-5
2020	8	6	8	14	1.5-3	0	0	0	0	1.0-2
TOT	23	12	21	33	4.0-9	0	0	0	0	2.0-7

Tackles.....5, at NC State, 11/14/2020
Sacks.....1, Pitt, 11/7/2020
Tackles-for-Loss.....1, Pitt, 11/7/2020
*at Mississippi State



DJ LUNDY

46

LB | 6-1 • 255
Redshirt Freshman
Ocilla, Ga. | Irwin County
Exploratory

D. LUNDY'S CAREER STATISTICS & GAME HIGHS

YR.	G	UA	A	TOT	TFL-YDS	PBU	FF	FR	INT	SACKS
2020	7	8	4	12	0.5-3	0	0	0	0	0.5-3
TOT	7	8	4	12	0.5-3	0	0	0	0	0.5-3

Tackles.....5, Duke, 12/12/2020
Sacks.....0.5, North Carolina, 10/17/2020
Tackles-for-Loss.....0.5, North Carolina, 10/17/2020



JARQUES McCLELLION


15

DB | 6-0 • 185
Redshirt Junior
Delray Beach, Fla. | Arkansas
Interdisciplinary Social Science

J. McCLELLION'S CAREER STATISTICS & GAME HIGHS

YR.	G	UA	A	TOT	TFL-YDS	PBU	FF	FR	INT	SACKS
2017*	1	2	0	2	0.0-0	0	0	0	0	0.0-0
2018*	11	19	4	23	0.0-0	7	0	0	0	0.0-0
2019*	12	21	13	34	0.0-0	4	0	0	1	0.0-0
TOT	24	42	17	59	0.0-0	11	0	0	1	0.0-0

Interceptions.....1, Portland State, 8/31/2019*
Tackles.....5 (4x), last vs. Texas A&M, 9/28/2019*
Pass Breakups.....2 (2x), last vs. Texas A&M, 9/28/2019*
*at Arkansas



DERRICK McLENDON II

55

DE | 6-4 • 255
Redshirt Freshman
Decatur, Ga. | Tucker
Interdisciplinary Social Science

D. McLENDON'S CAREER STATISTICS & GAME HIGHS

YR.	G	UA	A	TOT	TFL-YDS	PBU	FF	FR	INT	SACKS
2019	4	0	1	1	0.5-0	0	0	0	0	0.0-0
2020	9	5	2	7	2.5-7	0	0	0	0	0.0-0
TOT	13	5	3	8	3.0-7	0	0	0	0	0.0-0

Tackles.....2, Pitt, 11/7/2020
Tackles-for-Loss.....1.0 (2x), last Pitt, 11/7/2020



JALEEL McRAE

42

LB | 6-2 • 230
Redshirt Sophomore
New Smyrna Beach, Fla. | IMG Academy
Sport Management

J. McRAE'S CAREER STATISTICS & GAME HIGHS

YR.	G	UA	A	TOT	TFL-YDS	PBU	FF	FR	INT	SACKS
2019	13	9	6	15	2.5-10	0	0	0	0	1.0-4
2020	8	5	1	6	0.0-0	0	0	0	0	0.0-0
TOT	21	14	7	21	2.5-10	0	0	0	0	1.0-4

Tackles.....3 (2x), last Georgia Tech, 9/12/2020
Sacks.....1.0, Boise State, 8/31/2019
Tackles-for-Loss.....1.0 (2x), last Arizona State (Sun Bowl), 12/31/2019



2021 FSU FOOTBALL

PLAYER BIOS - DEFENSE/SPECIALISTS



MALCOLM RAY

99

DT | 6-2 • 282

Redshirt Freshman

Miami Gardens, Fla. | Miami Carol City Sport Management

M. RAY'S CAREER STATISTICS & GAME HIGHS

YR.	G	UA	A	TOT	TFL-YDS	PBU	FF	FR	INT	SACKS
2020	6	2	0	2	0.0-0	0	0	0	0	0.0-0
TOT	6	2	0	2	0.0-0	0	0	0	0	0.0-0

Tackles.....2, Pitt, 11/7/2020



EMMETT RICE

1

LB | 6-2 • 223

Redshirt Senior

Miami Gardens, Fla. | Norland

Interdisciplinary Social Science

E. RICE'S CAREER STATISTICS & GAME HIGHS

YR.	G	UA	A	TOT	TFL-YDS	PBU	FF	FR	INT	SACKS
2016	12	5	7	12	0.0-0	0	0	1	0	0.0-0
2017	13	6	8	14	0.5-1	0	0	0	1	0.0-0
2018	4	2	3	5	1.0-6	0	0	0	0	1.0-6
2019	13	40	32	72	4.5-16	1	0	1	0	1.0-10
2020	9	27	35	62	7.5-15	2	0	0	0	0.0-0
TOT	51	80	85	165	13.5-38	3	0	2	1	2.0-16

Points Scored.....2, at Louisville, 10/24/2020

Interceptions.....1, at Duke, 10/14/2017

Tackles.....14, at Wake Forest, 10/19/2019

Sacks.....1.0 (3x), last at Louisville, 10/24/2020

Tackles-for-Loss.....1.5, at NC State, 11/14/2020

Fumbles Recovered.....1, NC State, 9/28/2019

Pass Breakups.....1 (3x), last at Louisville, 10/24/2020



JAMMIE ROBINSON

10

DB | 5-11 • 193

Redshirt Sophomore

Cordele, Ga. | South Carolina

Social Science

J. ROBINSON'S CAREER STATISTICS & GAME HIGHS

YR.	G	UA	A	TOT	TFL-YDS	PBU	FF	FR	INT	SACKS
2019*	12	46	16	62	1.5-7	4	1	0	1	0.0-0
2020*	10	47	27	74	2.0-3	4	0	0	1	0.0-0
TOT	22	93	43	136	3.5-10	8	1	0	2	0.0-0

Interceptions.....1 (2x), last Georgia, 11/28/2020*

Tackles.....15, at Texas A&M, 11/16/2019*

Tackles-for-Loss.....1.5, Clemson, 11/30/2019*

Fumbles Forced.....1, Florida, 10/19/2019*

Pass Breakups.....2 (2x), last Texas A&M, 11/7/2020*

*at South Carolina



KEIR THOMAS

4

DE | 6-2 • 272

Redshirt Senior

Miami, Fla. | South Carolina

Athletic Coaching Certificate

K. THOMAS'S CAREER STATISTICS & GAME HIGHS

YR.	G	UA	A	TOT	TFL-YDS	PBU	FF	FR	QBH	SACKS
2016*	13	15	9	24	4.0-15	0	1	0	1	2.0-7
2017*	13	17	21	38	4.5-11	0	1	0	3	2.0-3
2018*	12	22	22	44	3.5-17	0	0	0	4	1.5-13
2019*	2	2	2	4	1.0-4	0	0	0	0	0.0-0
2020*	7	19	13	32	5.5-22	0	0	0	0	3.0-14
TOT	47	75	67	142	18.5-69	0	2	0	8	8.5-37

Tackles.....8, Auburn, 10/17/2020*

Sacks.....2.0, Auburn, 10/17/2020*

Tackles-for-Loss.....2 (2x), last Auburn, 10/17/2020*

Fumbles Forced.....1 (2x), last at Tennessee, 10/14/2017*

*at South Carolina



TRU THOMPSON

90

DT | 6-0 • 312

Redshirt Sophomore

Loganville, Ga. | Grayson

Interdisciplinary Social Science

T. THOMPSON'S CAREER STATISTICS & GAME HIGHS

YR.	G	UA	A	TOT	TFL-YDS	PBU	FF	FR	INT	SACKS
2019	12	6	9	15	2.0-4	0	0	0	0	1.0-3
2020	8	4	3	7	1.0-2	0	0	0	0	1.0-2
TOT	20	10	12	22	3.0-6	0	0	0	0	2.0-5

Tackles.....4, vs. Arizona State (Sun Bowl), 12/31/2019

Sacks.....1.0 (2x), last Jacksonville State, 10/3/2020

Tackles-for-Loss.....2.0, Alabama State, 11/16/2019



LEONARD WARNER III

35

DE | 6-4 • 263

Redshirt Senior

Snellville, Ga. | Brookwood

Interdisciplinary Social Science

L. WARNER'S CAREER STATISTICS & GAME HIGHS

YR.	G	UA	A	TOT	TFL-YDS	PBU	FF	FR	INT	SACKS
2017	13	2	3	5	0.0-0	0	0	0	0	0.0-0
2018	12	20	18	38	1.5-5	1	0	0	0	0.0-0
2019	12	25	32	57	3.5-6	0	0	0	0	2.0-4
2020	8	6	6	12	1.0-5	0	0	0	0	0.0-0
TOT	45	53	59	112	6.0-16	1	0	0	0	2.0-4

Tackles.....9, Florida, 11/24/2018

Sacks.....1.0 (2x), last vs. Arizona State (Sun Bowl), 12/31/2019

Tackles-for-Loss.....1.0 (5x), last Georgia Tech, 9/12/2020

Pass Breakups.....1, at Miami, 10/6/2018



SIDNEY WILLIAMS

23

DB | 6-1 • 201

Redshirt Freshman

New Orleans, La. | Vigor (Ala.)

Sport Management

S. WILLIAMS'S CAREER STATISTICS & GAME HIGHS

YR.	G	UA	A	TOT	TFL-YDS	PBU	FF	FR	INT	SACKS
2020	8	13	9	22	0.0-0	1	0	0	0	0.0-0
TOT	8	13	9	22	0.0-0	1	0	0	0	0.0-0

Tackles.....8 (2x), last Duke, 12/12/2020

Pass Breakups.....1, at NC State, 11/14/2020



RYAN FITZGERALD

88

K | 6-1 • 201

Redshirt Freshman

Coolidge, Ga. | Colquitt County

Risk Management/Insurance

R. FITZGERALD'S CAREER STATISTICS & GAME HIGHS

YR.	G	FGM	FGA	FG%	LONG	PAT	XP%
2020	5	4	7	57.1	42	12-13	92.3
TOT	5	4	7	57.1	42	12-13	92.3

Points Scored.....8, at Notre Dame, 10/10/2020

PATs.....5, Jacksonville State, 10/3/2020

Field Goals Made.....2, at Notre Dame, 10/10/2020

Field Goals Attempted.....3, North Carolina, 10/17/2020

Longest Field Goal.....42, at Notre Dame, 10/10/2020



PARKER GROTHAUS

37

K | 6-2 • 224

Redshirt Junior

Indian Lake, Ohio | Indian Lake

Accounting

P. GROTHAUS'S CAREER STATISTICS & GAME HIGHS

KICKOFFS						
YR.	G	KO	YDS	AVG	TB	OB
2019	12	60	3,736	62.3	42	1
2020	9	45	2,715	60.3	18	0
TOT	21	105	6,451	61.4	60	1

KICKING

YR.	G	FGM	FGA	FG%	LONG	PAT	XP%
2019	12	0	0	-	0	5-6	83.3
2020	9	4	7	57.1	53	14-14	100.0
TOT	21	4	7	57.1	53	19-20	95.0

Points Scored.....8, Duke, 12/12/2020

PATs.....8, Duke, 12/12/2020

Field Goals Made.....2, Georgia Tech, 9/12/2020

Field Goals Attempted.....3, Georgia Tech, 9/12/2020

Longest Field Goal.....53, Georgia Tech, 9/12/2020



ALEX MASTROMANNO

21

P | 6-1 • 207

Redshirt Freshman

Melbourne, Australia | Brighton Grammar

Real Estate

A. MASTROMANNO'S CAREER STATISTICS & GAME HIGHS

YR.	G	PUNTS	YDS	AVG	LONG	I20	50+
2020	8	35	1,523	43.5	54	7	4
TOT	8	35	1,523	43.5	54	7	4

Punt Attempts.....6 (2x), last Pitt, 11/7/2020

Punt Yards.....269, Pitt, 11/7/2020

Longest Punt.....54, at Miami, 9/26/2020



2021 FSU FOOTBALL

THE LAST TIME IT HAPPENED

TEAM

FLORIDA STATE

OPPONENT

RUSHING

Had 400 or more yards:	478 at USF, 2016	401, Georgia Tech, 2009
Had 300-399 yards:	324 vs. Duke, 2020	353, Notre Dame, 2020
Had 200-299 yards:	265 at Louisville, 2020	245, Duke, 2020
Had 51-100 yards:	69 at Florida, 2019	63, Jacksonville State, 2020
Had 11-50 yards:	31 vs. Miami, 2019	40, Miami, 2019
Had 0-10 yards:	1 at Miami, 2006	6, NIU, 2018
Had fewer than 0 yards:	-21 vs. Clemson, 2018	-27, Colorado, 2007
Had 70 or more rush attempts:	72 vs. Western Carolina, 1985	71, LSU, 1982
Had 60-69 rush attempts:	63 at USF, 2016	64, Boston College, 2019
Had 50-59 rush attempts:	53 vs. Jacksonville State, 2020	51, Duke, 2020
Had seven or more rush touchdowns:	7 vs. Murray State, 2012	7, Louisville, 2016
Had six rush touchdowns:	vs. Duke, 2020	Georgia Tech, 2009
Had five rush touchdowns:	vs. Jacksonville State, 2020	Oregon ('15 Rose), 2014
Had four rush touchdowns:	at Syracuse, 2016	Pitt, 2020

PASSING

Had 500 or more yards:	521 vs. Clemson, 2000	532, Arizona State, 1984
Had 400-499 yards:	421 at NC State, 2018	407, Boise State, 2019
Had 300-399 yards:	317 vs. Alabama State, 2019	374, North Carolina, 2020
Had 200-299 yards:	200 at NC State, 2020	265, NC State, 2020
Had fewer than 75 yards:	65 at Florida, 2011	50, Boston College, 2016
Had 50 or more pass attempts:	52 vs. Ole Miss, 2016	52, NC State, 2019
Had 30 or more pass completions:	30 vs. ULM, 2019	33, Miami, 2020
Had 20-29 pass completions:	23 vs. Pitt, 2020	24, NC State, 2020
Had fewer than 10 pass completions:	8 vs. North Carolina, 2020	7, Boston College, 2017
Had six or more passing touchdowns:	6 vs. Charleston Southern, 2011	Never
Had five passing touchdowns:	vs. Boston College, 2016	Clemson, 2018
Had four passing touchdowns:	at NC State, 2018	Florida, 2019
Had three passing touchdowns:	vs. Alabama State, 2019	NC State, 2020
Had zero passing touchdowns:	vs. Pitt, 2020	Pitt, 2020
Had seven passes intercepted:	at South Carolina, 1984	Virginia Tech, 1959
Had six passes intercepted:	at NC State, 1998	Wake Forest, 2013
Had five passes intercepted:	vs. Wake Forest, 2008	Wake Forest, 1997
Had four passes intercepted:	vs. Arizona State (Sun), 2019	Samford, 2018
Had three passes intercepted:	vs. Pitt, 2020	Duke, 2020
Did not throw an interception:	at Florida, 2019	Pitt, 2020
Completed passes to 10 or more players:	10 vs. Syracuse, 2019	10, Jacksonville State, 2020
Completed passes to nine players:	vs. Pitt, 2020	NC State, 2019
Completed passes to eight players:	at Notre Dame, 2020	Louisville, 2020
Completed passes to seven players:	vs. Duke, 2020	Pitt, 2020

TOTAL OFFENSE

Had 700 or more yards:	771 vs. Clemson, 2000	Never
Had 600-699 yards:	654 at Syracuse, 2016	621, Boise State, 2019
Had 500-599 yards:	522 vs. Duke, 2020	569, Louisville, 2020
Had fewer than 100 yards:	95 at Florida, 2011	28, Savannah State, 2012
Ran 85 or more plays:	89 at Wake Forest, 2019	85, Miami, 2020
Ran 55 or fewer plays:	55 vs. North Carolina, 2020	53, Jacksonville State, 2020

SCORING

Scored 80 or more points:	80 vs. Idaho, 2013	Never
Scored 70-79 points:	77 vs. Delaware State, 2017	Never
Scored 60-69 points:	63 vs. Maryland, 2013	63, Louisville, 2016
Scored 50-59 points:	56 vs. Duke, 2020	52, Miami, 2020
Scored 40-49 points:	41 vs. Jacksonville State, 2020	41, Pitt, 2020
Scored 30-39 points:	31 vs. North Carolina, 2020	35, Duke, 2020
Scored 0 points:	vs. Wake Forest (30-0), 2006	Boston College (14-0), 2015
Won by 45 points or more:	71 vs. Delaware State (77-6), 2017	49, Clemson (59-10), 2018
Won by 30-44 points:	37 vs. Alabama State (49-12), 2019	32, Louisville (48-16), 2020
Won by 20-29 points:	21 vs. Duke (56-35), 2020	24, Pitt (41-17), 2020
Scored on first drive of game:	TD vs. Duke, 2020	TD, NC State, 2020
Recorded a safety:	at Louisville, 2020	Charleston Southern, 2016
Recorded two or more safeties:	vs. UCF, 1995	NC State, 2002
Scored on a blocked field goal:	vs. Delaware State, 2017	Georgia Tech, 2015
Scored on team's first offensive play of game:	vs. North Carolina, 2020 (23-yard rush TD)	Samford, 2018 (54-yard pass TD)

TURNOVERS

Lost eight or more turnovers:	9 at South Carolina (7 INT, 2 FUM), 1984	8, Texas A&M ('92 Cotton - 2 INT, 6 FUM), 1991
Lost seven turnovers:	vs. Wake Forest (5 INT, 2 FUM), 2008	Wake Forest (6 INT, 1 FUM), 2013
Lost six turnovers:	vs. Arizona State (Sun - 4 INT, 2 FUM), 2019	Maryland (4 INT, 2 FUM), 2002
Lost five turnovers:	vs. Virginia Tech (3 INT, 2 FUM), 2018	Samford (4 INT, FUM), 2018
Lost four turnovers:	at Clemson (3 INT, 1 FUM), 2019	Duke (3 INT, FUM), 2020
Lost four or more fumbles:	4 vs. Oregon ('15 Rose), 2014	4, USC, 1998
Threw four or more interceptions:	4 vs. Arizona State (Sun), 2019	4, Samford, 2018
Did not commit a turnover:	at Florida, 2019	Pitt, 2020
Lost a game and did not commit a turnover:	at Florida, 2019	Syracuse, 2019
Two turnovers returned for TD:	at Florida, 2017	Wake Forest, 2004
Two interceptions returned for TD:	vs. Idaho, 2013	Auburn, 1985
Two fumbles returned for TD:	vs. Wisconsin (Champs Sports), 2008	Never

DEFENSE

Recorded 10 or more sacks:	11 vs. Wake Forest, 1997	Never
Recorded nine sacks:	vs. Miami, 2005	Miami, 2019
Recorded eight sacks:	at Syracuse, 2016	Florida, 2019
Recorded seven sacks:	vs. Syracuse, 2019	Pitt, 2020
Recorded six sacks:	vs. Louisville, 2019	Miami, 2020
Recorded 10 or more tackles for loss:	12 vs. Syracuse, 2019	14, Pitt, 2020
Broke up 10 or more passes:	12 vs. Miami, 2017	12, Louisville, 2020
Takeaway on first drive of game:	at Notre Dame, 2020	Jacksonville State, 2020





2021 FSU FOOTBALL

THE LAST TIME IT HAPPENED

TEAM

SPECIAL TEAMS

Returned a punt for TD:	at Miami, 2018
Returned a blocked punt for TD:	vs. UCLA (Emerald), 2006
Blocked punt for a safety:	vs. Colorado, 2008
Returned a kickoff for TD:	vs. Auburn, (14 BCS Champ.), 2013
Blocked a punt:	2 vs. North Carolina, 2020
Punted 10 or more times:	12 vs. Clemson, 2018
Did not record a punt:	vs. Samford, 2010
Blocked a field goal:	2 vs. Georgia Tech, 2020
Blocked a PAT:	vs. Georgia Tech, 2020
Recovered an onside kick:	at Wake Forest, 2009
Made five or more field goals:	6 vs. Ole Miss, 2016
Made four field goals:	at Wake Forest, 2017
Scored via offense, defense & special teams:	vs. Delaware State, 2017

MISCELLANEOUS

Had 30 or more first downs:	31 vs. Jacksonville State, 2020
Had 10 or fewer first downs:	10 at Clemson, 2019
Had 20 or more penalties:	20 vs. Duke, 1997
Had 15-19 penalties:	16 at NC State, 2018
Had 100 or more penalty yards:	104 at Louisville, 2020
Had 25 or fewer penalty yards:	15 at Miami, 2014
Had zero penalties:	vs. Virginia Tech (ACC Champ.), 2010
Had 35 minutes or more of possession time:	37:27 vs. NIU, 2018
Scoring drive of 15 or more yards:	15 at Louisville, 2020
Scoring drive of 99 yards:	6 plays, 99 yards, TD vs. Boston College, 2012

OPPONENT

Louisville, 2016
Virginia Tech, 2018
Clemson, 2004
Clemson, 2004
Virginia Tech, 2018
10, Syracuse, 2016
Georgia Tech, 2010
Arizona State (Sun), 2019
Syracuse, 2019
NC State, 2013
5, Wake Forest, 2019
Arizona State (Sun), 2019
Clemson, 2019

INDIVIDUAL

RUSHING

Rushed 30 or more times:	30 at Wake Forest, Cam Akers, 2019	40, Boston College, AJ Dillon, 2019
Rushed for 300 or more yards:	322 vs. Western Carolina, Greg Allen, 1981	304, Southern Miss, Sam DeJarnette, 1982
Rushed for 200-299 yards:	225 at Syracuse, Dalvin Cook, 2016	202, Notre Dame, Dexter Williams, 2018
Rushed for 150-199 yards:	157 at Wake Forest, Cam Akers, 2019	174, Louisville, Javian Hawkins, 2020
QB rushed for 100 or more yards:	107 vs. North Carolina, Jordan Travis, 2020	109, Syracuse, Eric Dungey, 2017
QB rushed for a TD of 50 or more yards:	88 vs. Pitt, Jordan Travis, 2020	60, Georgia Tech, Justin Thomas, 2015
Had four or more rushing touchdowns:	4 vs. Syracuse, Cam Akers, 2019	4, Louisville, Lamar Jackson, 2016
Had three rushing touchdowns:	vs. Duke, Jashaun Corbin, 2020	Louisville, Javian Hawkins, 2020
Had a run of 80 or more yards:	88 vs. Pitt, Jordan Travis, 2020	83, Wake Forest, Josh Adams, 2007
Had a run of 70-79 yards:	73 vs. Duke, Lawrence Toafili, 2020	70, Louisville, Javian Hawkins, 2020
Had two or more players with 100+ rush yards:	L. Webb 109 & J. Travis 107 vs. North Carolina, 2020	K. Williams 185 & C. Tyree 103, Notre Dame, 2020

PASSING

Passed for 400 or more yards:	421 at NC State, James Blackman, 2018	407, Boise State, Hank Bachmeier, 2019
Passed for 300-399 yards:	346 at Boston College, James Blackman, 2019	374, Sam Howell, North Carolina, 2020
Attempted 45 or more passes:	47 at Notre Dame, Deondre Francois, 2018	51, Boise State, Hank Bachmeier, 2019
Completed 40 or more passes:	43 vs. Penn State, Drew Weatherford, 2006 (107 Orange)	46, Maryland, Scott Milanovich, 1995
Completed 30-39 passes:	30 vs. ULM, James Blackman, 2019	30, Florida, Kyle Trask, 2019
Threw five or more touchdown passes:	5 vs. Maryland, Jameis Winston, 2013	5, NC State, Russell Wilson, 2009
Threw four touchdown passes:	at NC State, James Blackman, 2018	Clemson, Trevor Lawrence, 2018
Threw five or more interceptions:	6 at NC State, Chris Weinke, 1998	5, Wake Forest, Ben Sankey, 1997
Threw four interceptions:	vs. Arizona State (Sun), James Blackman, 2019	Samford, Devlin Hodges, 2018
Completed a pass of 75 or more yards:	91 vs. Arizona State (Sun), J. Blackman to T. Terry, 2019	77, Arizona State (Sun), J. Daniels to K. Williams, 2019

RECEIVING

Caught 15 or more passes:	16 vs. South Carolina, Ron Sellers, 1968	16, Virginia, Alvin Pearson, 2003
Had 200 or more receiving yards:	238 vs. Wake Forest, Travis Rudolph, 2016	215, Samford, Kelvin McKnight, 2018
Caught three touchdowns:	vs. Southern Miss (Independence), Auden Tate, 2017	Louisville, James Quick, 2015
Had two players with 100+ yards receiving:	T. Terry 142 & D. Matthews 133, at NC State, 2018	K. McKnight 215 & A. Harris 122, Samford, 2018
Had three players with 100+ yards receiving:	C. Davis 125, D. Fagg 113 & G. Carr 104, vs. The Citadel, 2005	Never

TOTAL OFFENSE

Had 500 or more yards:	509 vs. Clemson, Chris Weinke, 2000	532, Arizona State, Jeff Van Raaphorst, 1984
Had 400-499 yards:	400 at NC State, James Blackman, 2018	475, Samford, Devlin Hodges, 2018
QB had 100 yards or more passing AND rushing:	191 pass, 107 rush vs. North Carolina, Jordan Travis, 2020	178 rush, 156 pass, Louisville, Lamar Jackson, 2017

DEFENSE

Intercepted three or more passes:	4 at Wake Forest, Mario Edwards, 1998	3, Georgia Tech, Brian Wilkins, 1996
Intercepted two passes:	2 vs. Georgia Tech, Asante Samuel Jr., 2020	2, Virginia Tech, Caleb Farley, 2018
Recovered two or more fumbles:	2 vs. Florida, DeMarcus Walker, 2016	2, Boston College, Will Harris, 2017
Forced two or more fumbles:	2 vs. Boise State, Hamsah Nasirildeen, 2019	2, Curtis Ryans, Georgia Tech, 2020
Recorded 4.0 or more sacks:	4.0 vs. Delaware State, Joshua Kaindoh, 2017	4.0, Miami, Greg Rousseau, 2019
Recorded 15 or more tackles:	22 at Boston College, Hamsah Nasirildeen, 2019	15, Duke, Alonzo Saxton, 2017
Returned an interception for a touchdown:	25 yards vs. North Carolina, Joshua Kaindoh, 2020	50 yards, Pitt, Brandon Hill, 2020
Returned a fumble for a touchdown:	16 yards at Florida, Jacob Pugh, 2017	12 yards, Florida, Marcell Harris, 2016
Recorded 4.0 or more tackles for loss in a game:	4.0 at Clemson, Janarius Robinson, 2019	5.0, Miami, Greg Rousseau, 2019

SPECIAL TEAMS

Scored 13 or more points kicking:	13 vs. NIU, Ricky Aguayo, 2018	16, Wake Forest, Nick Sciba, 2019
Made four or more field goals:	4 at Wake Forest, Ricky Aguayo, 2017	4, Arizona State (Sun), Cristian Zendejas, 2019
Made two field goals of 50 or more yards:	50 & 53 vs. Florida, Dustin Hopkins, 2012	50 & 51, Florida, David Posey, 1975
Made a field goal of 60 or more yards:	60 at Florida, Gary Cismesia, 2007	61, Virginia Tech, Wayne Latimer, 1975
Had a punt of 70 or more yards:	76 at Miami, Sean Liss, 1996	71, Syracuse, Brendan Carney, 2005
Had a punt of 60-69 yards:	61 vs. Florida, Logan Tyler, 2018	61, Jacksonville State, Preston Knight, 2020
Had 100 or more kickoff return yards:	108 at NC State, Travis Jay, 2020	115, Duke, Diamond Phillyaw-Johnson, 2020
Had a kickoff return for a TD:	100 yard return vs. Auburn, Kermit Whitfield, 2013	97 & 86 yard return, Clemson, Justin Miller, 2004
Had 100 or more punt return yards:	145 at Miami, D.J. Matthews, 2018	130, Louisville, Jaire Alexander, 2016
Had a punt return for a TD:	74 yards at Miami, D.J. Matthews, 2018	69 yards, Louisville, Jaire Alexander, 2016
Blocked a punt:	vs. North Carolina, Marvin Wilson & Ja'Khi Douglas, 2020	Virginia Tech, Chris Cunningham, 2018
Blocked a field goal:	vs. Georgia Tech, Marvin Wilson (2), 2020	Arizona State (Sun), Chase Lucas, 2019
Returned a blocked field goal for a touchdown:	63 yards vs. Delaware State, Tarvarus McFadden, 2017	78 yards, Georgia Tech, Lance Austin, 2015
Blocked a PAT:	vs. Georgia Tech, Janarius Robinson, 2020	Syracuse, Josh Black, 2019
Scored a 2-point conversion:	vs. Syracuse, Cam Akers rush, 2019	North Carolina, Garrett Walston pass from Sam Howell, 2020

BOLD happened in 2021





2021 FSU FOOTBALL

PROGRAM RECORDS - PASSING

SINGLE GAME YARDS

	Opponent	Year	Yards
1. Chris Weinke	Duke	2000	536
2. Chris Weinke	Clemson	2000	521
3. Bill Cappelman	Memphis State	1969	508
4. Chris Weinke	Miami	2000	496
5. Peter Tom Willis	Memphis State	1989	482
6. Thad Busby	NC State	1997	463
7. Danny Kanell	Virginia	1995	454
8. Charlie Ward	Florida	1993	446
9. Jameis Winston	Clemson	2013	444
10. Chris Weinke	Georgia Tech	2000	443
11. EJ Manuel	Boston College	2012	439
12. Bill Cappelman	South Carolina	1968	437
13. Danny Kanell	Maryland	1994	427
14. Peter Tom Willis	Nebraska ('90 Fiesta)	1989	422
15. James Blackman	NC State	2018	421
16. Danny Kanell	Florida	1994	421
17. Deondre Francois	Ole Miss	2016	419
18. Gary Huff	Houston	1972	409
19. Jameis Winston	Louisville	2014	401
20. Thad Busby	Georgia Tech	1997	399

SEASON YARDS

	Year	Yards
1. Chris Weinke	2000	4167
2. Jameis Winston	2013	4057
3. Jameis Winston	2014	3907
4. EJ Manuel	2012	3392
5. Deondre Francois	2016	3350
6. Thad Busby	1997	3317
7. Drew Weatherford	2005	3208
8. Peter Tom Willis	1989	3124
9. Chris Rix	2003	3107
10. Chris Weinke	1999	3103
11. Charlie Ward	1993	3032
12. Danny Kanell	1995	2957
13. Gary Huff	1972	2893
14. Danny Kanell	1994	2781
15. Gary Huff	1971	2736
16. Chris Rix	2001	2734
17. Deondre Francois	2018	2731
18. Christian Ponder	2009	2717
19. EJ Manuel	2011	2666
20. Charlie Ward	1992	2647

CAREER YARDS

	Years	Yards
1. Chris Weinke	1997-2000	9839
2. Chris Rix	2001-04	8390
3. Jameis Winston	2013-14	7964
4. EJ Manuel	2009-12	7736
5. Drew Weatherford	2005-08	7567
6. Christian Ponder	2007-10	6872
7. Gary Huff	1970-72	6378
8. Danny Kanell	1992-95	6372
9. Deondre Francois	2016-18	6291
10. Thad Busby	1994-97	5916
11. Charlie Ward	1989-93	5747
12. James Blackman	2017-PR	5445
13. Bill Cappelman	1967-69	4904
14. Casey Weldon	1988-91	4628
15. Peter Tom Willis	1986-89	4291
16. Jimmy Jordan	1976-79	4144
17. Chip Ferguson	1985-88	3846
18. Wally Woodham	1975, 77-79	3550
19. Kelly Lowrey	1980-83	3469
20. Steve Tensi	1962-64	3394

Active Leader
Jordan Travis 2019-PR 1135

SINGLE GAME COMPLETIONS

	Opponent	Year	Comp.
1. Danny Kanell	Georgia Tech	1995	41
2. Danny Kanell	Florida	1994	40
3. Charlie Ward	Florida	1993	38
4. Chris Weinke	Duke	2000	37
4. Kim Hammond	Penn State (Gator)	1967	37
6. Drew Weatherford	Duke	2007	35
6. Drew Weatherford	Virginia	2005	35
8. Deondre Francois	Ole Miss	2016	33
8. Christian Ponder	North Carolina	2009	33
10. Drew Weatherford	Boston College	2006	32
10. Chris Weinke	BYU	2000	32
10. Danny Kanell	Virginia	1995	32
13. Deondre Francois	Samford	2018	31
13. Charlie Ward	Notre Dame	1993	31
13. Bill Cappelman	Memphis State	1969	31
16. James Blackman	ULM	2019	30
16. Jameis Winston	Syracuse	2014	30
16. Drew Weatherford	Troy	2006	30
16. Chris Rix	Colorado	2003	30
16. Thad Busby	Georgia Tech	1997	30

SEASON COMPLETIONS

	Year	Att.	Comp.
1. Jameis Winston	2014	467	305
2. Drew Weatherford	2005	469	276
3. Chris Weinke	2000	431	266
4. Charlie Ward	1993	380	264
5. EJ Manuel	2012	387	263
6. Danny Kanell	1995	402	257
6. Jameis Winston	2013	384	257
8. Deondre Francois	2016	400	235
8. Thad Busby	1997	390	235
10. Chris Weinke	1999	377	232
11. Deondre Francois	2018	396	227
11. Christian Ponder	2009	330	227
11. Danny Kanell	1994	380	227
14. Chris Rix	2003	382	216
15. Peter Tom Willis	1989	346	211
16. Gary Huff	1972	385	206
17. Charlie Ward	1992	365	204
18. EJ Manuel	2011	311	203
19. Casey Weldon	1991	313	189
20. James Blackman	2019	292	184
20. Christian Ponder	2010	299	184
20. Gary Huff	1971	327	184

CAREER COMPLETIONS

	Years	Att.	Comp.
1. Chris Weinke	1997-2000	1107	650
2. Drew Weatherford	2005-08	1128	644
3. EJ Manuel	2009-12	897	600
4. Christian Ponder	2007-10	965	596
5. Chris Rix	2001-04	1042	575
6. Jameis Winston	2013-14	851	562
7. Danny Kanell	1992-95	851	529
8. Deondre Francois	2016-18	829	481
9. Charlie Ward	1989-93	759	473
10. Gary Huff	1970-72	796	436
11. James Blackman	2017-PR	716	433
12. Thad Busby	1994-97	715	421
13. Bill Cappelman	1967-69	636	349
14. Casey Weldon	1988-91	545	323
15. Peter Tom Willis	1986-89	500	304
16. Jimmy Jordan	1976-79	535	298
17. Chip Ferguson	1985-88	496	281
18. Wally Woodham	1975, 77-79	476	273
19. Kelly Lowrey	1980-83	464	252
20. Steve Tensi	1962-64	472	252

Active Leader
Jordan Travis 2019-PR 142 78

SEASON TOUCHDOWNS

	Year	TDs
1. Jameis Winston	2013	40
2. Chris Weinke	2000	33
3. Danny Kanell	1995	32
4. Charlie Ward	1993	27
5. Jameis Winston	2014	25
5. Chris Weinke	1999	25
5. Thad Busby	1997	25
5. Gary Huff	1972	25
5. Bill Cappelman	1968	25
10. Chris Rix	2001	24
11. EJ Manuel	2012	23
11. Chris Rix	2003	23
11. Gary Huff	1971	23
14. Charlie Ward	1992	22
14. Casey Weldon	1991	22
16. Deondre Francois	2016	20
16. Christian Ponder	2010	20
16. Peter Tom Willis	1989	20
19. James Blackman	2017	19
19. Chris Weinke	1998	19

CAREER TOUCHDOWNS

	Years	TDs
1. Chris Weinke	1997-2000	79
2. Jameis Winston	2013-14	65
3. Chris Rix	2001-04	63
4. Danny Kanell	1992-95	57
5. Gary Huff	1970-72	52
6. Charlie Ward	1989-93	49
7. EJ Manuel	2009-12	47
8. Thad Busby	1994-97	46
9. Christian Ponder	2007-10	45
10. James Blackman	2017-PR	43
11. Casey Weldon	1988-91	41
12. Jimmy Jordan	1976-79	39
12. Bill Cappelman	1967-69	39
14. Drew Weatherford	2004-07	37
15. Deondre Francois	2016-18	36
16. Chip Ferguson	1985-88	34
17. Peter Tom Willis	1986-89	33
18. Steve Tensi	1962-64	28
19. Rick Stockstill	1977, 79-81	26
20. Danny McManus	1984-87	25

Active Leader
Jordan Travis 2019-PR 6

INDIVIDUAL GAME RECORDS

PASSING		
Most Touchdown Passes:	6	Peter Tom Willis vs. Memphis State, 1989
	6	Chris Weinke vs. Maryland, 1999
Passing Yards:	536	Chris Weinke vs. Duke, 2000
Completions:	41	Danny Kanell vs. Georgia Tech, 1995
Attempts:	67	Danny Kanell vs. Virginia, 1995
Completion Pct.	92.6	Jameis Winston at Pitt, 2013
RUSHING		
Most Rushing Yards:	322	Greg Allen vs. Western Carolina, 1981
Most Rushes:	36	Cam Akers vs. ULM, 2019
Rushing TDs:	4	Cam Akers vs. Syracuse, 2019
	4	Dalvin Cook at Syracuse, 2016
	4	Dalvin Cook vs. Clemson, 2016
	4	Antone Smith vs. Miami, 2008
	4	Greg Allen vs. Louisville, 1982
	4	Greg Allen vs. South Carolina, 1982
Most All-Purpose Yards:	417	Greg Allen vs. Western Carolina, 1981
RECEIVING		
Receptions:	16	Ron Sellers vs. South Carolina, 1968
Receiving Yards:	260	Ron Sellers vs. Wake Forest, 1968
Receiving TDs:	5	Ron Sellers vs. Wake Forest, 1968
DEFENSE		
Most Tackles:	29	Dale McCullers vs. Texas A&M, 1968
Most Sacks:	6	Dale McCullers vs. Memphis State, 1967
Most TFLs:	6	Dale McCullers vs. Memphis State, 1967
Interceptions:	4	Mario Edwards vs. Wake Forest, 1998





2021 FSU FOOTBALL

PROGRAM RECORDS - RUSHING/RECEIVING

SINGLE GAME RUSH YARDS

		Opponent	Year	Yards
1.	Greg Allen	Western Carolina	1981	322
2.	Dalvin Cook	USF	2016	267
3.	Dalvin Cook	USF	2015	266
4.	Sammie Smith	East Carolina	1987	244
5.	Dalvin Cook	Syracuse	2016	225
6.	Greg Allen	Arizona State	1984	223
7.	Dalvin Cook	Miami	2015	222
8.	Sammie Smith	Tulane	1988	212
	Victor Floyd	South Carolina	1985	212
10.	Sammie Smith	Indiana (All-American)	1986	205
11.	Greg Allen	Louisiana State	1981	202
12.	Greg Allen	Louisiana State	1983	201
	Tony Smith	Oklahoma State (Gator)	1982	201
14.	Cam Akers	Syracuse	2017	199
15.	Chris Thompson	Wake Forest	2012	197
16.	Leon Washington	West Virginia ('05 Gator)	2004	195
17.	Dalvin Cook	Clemson	2015	194
18.	Cam Akers	ULM	2019	193
19.	Greg Jones	Miami	2002	189
	Sammie Smith	Miami	1987	189

SEASON RUSH YARDS

		Year	Att.	Yards
1.	Dalvin Cook	2016	288	1765
2.	Dalvin Cook	2015	229	1691
3.	Warrick Dunn	1995	166	1242
4.	Sammie Smith	1987	172	1230
5.	Warrick Dunn	1996	189	1180
6.	Cam Akers	2019	231	1144
7.	Greg Allen	1983	200	1134
8.	Larry Key	1977	239	1117
9.	Warrick Dunn	1994	152	1026
10.	Cam Akers	2017	194	1024
11.	Devonta Freeman	2013	173	1016
12.	Mark Lyles	1979	225	1011
13.	Dalvin Cook	2014	170	1008
14.	Sam Platt	1980	224	983
15.	Amp Lee	1991	186	977
16.	Greg Allen	1984	133	971
17.	Leon Washington	2004	138	951
18.	Hodges Mitchell	1972	192	944
19.	Greg Jones	2002	161	938
20.	Travis Minor	2000	181	923

CAREER RUSH YARDS

		Years	Att.	Yards
1.	Dalvin Cook	2014-16	687	4464
2.	Warrick Dunn	1993-96	575	3959
3.	Greg Allen	1981-84	624	3769
4.	Travis Minor	1997-2000	664	3218
5.	Larry Key	1974-77	625	2953
6.	Cam Akers	2017-19	586	2874
7.	Sammie Smith	1985-88	411	2539
8.	Greg Jones	2000-03	480	2535
9.	Lorenzo Booker	2003-06	477	2389
10.	Devonta Freeman	2011-13	404	2255
	Antone Smith	2005-08	493	2255
12.	Mark Lyles	1976-79	515	2218
13.	Sean Jackson	1990-93	347	2133
14.	Amp Lee	1989-91	405	2092
15.	Jermaine Thomas	2008-11	379	2083
16.	Leon Washington	2001-05	369	2078
17.	Dexter Carter	1986-89	327	1788
18.	Jacques Patrick	2015-PR	356	1738
19.	Chris Thompson	2009-12	277	1735
20.	Tom Bailey	1968-70	381	1714

Active Leader
Jordan Travis 2019-PR 120 787

SEASON RUSH TOUCHDOWNS

		Year	TDs
1.	Greg Allen	1982	20
2.	Dalvin Cook	2016	19
	Dalvin Cook	2015	19
4.	Amp Lee	1990	16
5.	Antone Smith	2008	15
	Dayne Williams	1987	15
7.	Cam Akers	2019	14
	Devonta Freeman	2013	14
9.	Warrick Dunn	1995	13
	Greg Allen	1983	13
11.	Warrick Dunn	1996	12
	Pooh Bear Williams	1995	12
13.	Karlos Williams	2014	11
	Karlos Williams	2013	11
	James Wilder Jr.	2012	11
	Zack Crockett	1994	11
	Amp Lee	1991	11
18.	Jermaine Thomas	2009	9
	Travis Minor	1997	9
	Rock Preston	1994	9
	William Floyd	1992	9

CAREER RUSH TOUCHDOWNS

		Years	TDs
1.	Dalvin Cook	2014-16	46
2.	Greg Allen	1981-84	44
3.	Warrick Dunn	1993-96	37
4.	Devonta Freeman	2011-13	30
	Amp Lee	1989-91	30
6.	Travis Minor	1997-2000	28
7.	Cam Akers	2017-19	27
8.	Antone Smith	2005-08	26
9.	Dayne Williams	1986-88	24
10.	Greg Jones	2000-03	23
11.	Karlos Williams	2013-14	22
12.	James Wilder Jr.	2011-13	20
	Mark Lyles	1976-79	20
14.	Jermaine Thomas	2008-11	19
15.	Lonnie Pryor	2009-12	18
16.	Jacques Patrick	2015-PR	17
	Rock Preston	1994-96	17
	Pooh Bear Williams	1993, 95-96	17
	Dexter Carter	1986-89	17
20.	William McCray	1997-2001	16
	William Floyd	1991-93	16

Active Leader
Jordan Travis 2019-PR 10

SINGLE GAME RECEIPTIONS

		Opponent	Year	Rec.
1.	Ron Sellers	South Carolina	1968	16
2.	Ron Sellers	Wake Forest	1968	14
	Ron Sellers	Houston	1968	14
	Ron Sellers	Penn State (Gator)	1967	14
5.	Travis Rudolph	Wake Forest	2016	13
	Rashad Greene	Virginia	2014	13
	Lawrence Dawsey	Miami	1990	13
	Kent Gaydos	Houston	1969	13
	Ron Sellers	Memphis State	1968	13
	Ron Sellers	Alabama	1967	13
	Ron Sellers	Virginia Tech	1966	13
	Fred Biletnikoff	Oklahoma ('65 Gator)	1964	13

SEASON RECEIPTIONS

		Year	Rec.
1.	Rashad Greene	2014	99
2.	Ron Sellers	1968	86
3.	Rashad Greene	2013	76
4.	Kez McCorvey	1993	74
5.	Peter Warrick	1999	71
	Andre Cooper	1995	71
7.	Ron Sellers	1967	70
8.	Barry Smith	1972	69
9.	Anquan Boldin	2002	65
	Lawrence Dawsey	1990	65
11.	Snoop Minnis	2000	63
12.	Preston Parker	2007	62
	Rhett Dawson	1971	62
14.	Rod Owens	2009	61
	Peter Warrick	1998	61
16.	Tamorrion Terry	2019	60
	Bert Reed	2009	60
	E.G. Green	1995	60
19.	Travis Rudolph	2015	59
	Kez McCorvey	1994	59

CAREER RECEIPTIONS

		Years	Rec.
1.	Rashad Greene	2011-14	270
2.	Ron Sellers	1966-68	212
3.	Peter Warrick	1996-99	207
4.	Kez McCorvey	1991-94	189
5.	Bert Reed	2008-11	170
6.	E.G. Green	1994-97	166
7.	Travis Rudolph	2014-16	153
8.	Greg Carr	2005-08	148
9.	Chris Davis	2003-06	137
10.	Mike Shumann	1973-75, 77	134
11.	Jesus Wilson	2013-16	133
12.	De'Cody Fagg	2004-07	132
	Andre Cooper	1993-96	132
	Warrick Dunn	1993-96	132
15.	Lawrence Dawsey	1987-90	128
	Rhett Dawson	1969-71	128
17.	Nyqwan Murray	2015-PR	124
	Kenny Shaw	2010-13	124
19.	Craphonso Thorpe	2001-04	123
20.	Barry Smith	1970-72	119

Active Leader
Ontaria Wilson 2017-PR 55

SINGLE GAME RECEIVING YARDS

		Opponent	Year	Yards
1.	Ron Sellers	Wake Forest	1968	260
2.	Ron Sellers	South Carolina	1968	259
3.	Peter Warrick	Clemson	1997	249
4.	Travis Rudolph	Wake Forest	2016	238
5.	Ron Sellers	Virginia Tech	1967	229
6.	Ron Sellers	Memphis State	1968	218
7.	Craphonso Thorpe	Notre Dame	2003	217
8.	Ron Sellers	Houston	1968	214
9.	Kelvin Benjamin	Florida	2013	212
10.	Kez McCorvey	Duke	1994	207
11.	Craphonso Thorpe	Colorado	2003	205
12.	Rashad Greene	Oklahoma State	2014	203
13.	Travis Rudolph	Houston (Peach)	2015	201
14.	Rod Owens	North Carolina	2009	199
15.	Javon Walker	Virginia Tech	2001	195
16.	Fred Biletnikoff	Oklahoma ('65 Gator)	1964	192
17.	Travis Rudolph	Syracuse	2015	191
18.	Peter Warrick	Miami	1998	190
19.	Snoop Minnis	Florida	2000	187
20.	E.G. Green	NC State	1997	184





2021 FSU FOOTBALL

PROGRAM RECORDS - RECEIVING/DEFENSE

SEASON RECEIVING YARDS

	Year	Yards
1. Ron Sellers	1968	1496
2. Rashad Greene	2014	1365
3. Snoop Minnis	2000	1340
4. Barry Smith	1972	1243
5. Peter Warrick	1998	1232
6. Ron Sellers	1967	1228
7. Tamorrion Terry	2019	1188
8. Rashad Greene	2013	1128
9. E.G. Green	1997	1059
10. Kelvin Benjamin	2013	1011
11. Anquan Boldin	2002	1011
12. E.G. Green	1995	1007
13. Andre Cooper	1995	1002
14. Lawrence Dawsey	1990	999
15. Craphonso Thorpe	2003	994
16. Fred Biletnikoff	1964	987
17. Kez McCorvey	1993	966
18. Rhett Dawson	1970	946
19. Javon Walker	2001	944
20. Peter Warrick	1999	934

CAREER RECEIVING YARDS

	Years	Yards
1. Rashad Greene	2011-14	3830
2. Ron Sellers	1966-68	3598
3. Peter Warrick	1996-99	3517
4. E.G. Green	1994-97	2920
5. Kez McCorvey	1991-94	2660
6. Greg Carr	2005-08	2574
7. Barry Smith	1970-72	2392
8. Travis Rudolph	2014-16	2311
9. Mike Shumann	1973-75, 77	2306
10. Tamorrion Terry	2017-PR	2221
11. Craphonso Thorpe	2001-04	2153
12. Lawrence Dawsey	1987-90	2129
13. Jessie Hester	1981-84	2100
14. Snoop Minnis	1997-2000	2098
15. Bert Reed	2008-11	2022
16. Kenny Shaw	2010-13	1919
17. Rhett Dawson	1969-71	1915
18. Chris Davis	2003-06	1842
19. Nyquan Murray	2015-PR	1819
20. Andre Cooper	1993-96	1810

Active Leader
Ontaria Wilson 2017-PR 644

SEASON RECEIVING TOUCHDOWNS

	Year	TDs
1. Andre Cooper	1995	15
2. Kelvin Benjamin	2013	15
3. Anquan Boldin	2002	13
4. Barry Smith	1972	13
5. Greg Carr	2006	12
6. Peter Warrick	1998	12
7. Ron Sellers	1968	12
8. Craphonso Thorpe	2003	11
9. Talman Gardner	2001	11
10. Snoop Minnis	2000	11
11. E.G. Green	1997	11
12. Fred Biletnikoff	1964	11
13. Auden Tate	2017	10
14. Atrevious Bell	2000	10
15. E.G. Green	1995	10
16. Tamorrion Terry	2019	9
17. Rashad Greene	2013	9
18. Greg Carr	2005	9
19. Lawrence Dawsey	1988	9
20. Jessie Hester	1984	9

CAREER RECEIVING TOUCHDOWNS

	Year	TDs
1. Peter Warrick	1996-99	31
2. Rashad Greene	2011-14	29
3. Greg Carr	2005-08	29
4. E.G. Green	1994-97	29
5. Barry Smith	1970-72	25
6. Andre Cooper	1993-96	24
7. Ron Sellers	1966-68	23
8. Anquan Boldin	1999-2002	21
9. Jessie Hester	1981-84	21
10. Lawrence Dawsey	1987-90	20
11. Talman Gardner	1999-2002	19
12. Kelvin Benjamin	2012-13	19
13. Tamorrion Terry	2017-PR	18
14. Travis Rudolph	2014-16	18
15. Craphonso Thorpe	2001-04	18
16. Snoop Minnis	1999-2000	17
17. Terry Anthony	1986-89	17
18. Hassan Jones	1982-85	17
19. Nick O'Leary	2011-14	17
20. Auden Tate	2015-17	16
21. Kez McCorvey	1991-94	16
22. Mike Shumann	1973-75, 77	16
23. Fred Biletnikoff	1962-64	16

Active Leader
Keyshawn Helton 2018-PR 6

SEASON TACKLES

	Year	Solo	Ast	Total
1. Aaron Carter	1977	82	99	181
2. Dale McCullers	1967	108	72	180
3. Reggie Herring	1980	92	78	170
4. Dale McCullers	1968	102	61	163
5. Henry Taylor	1984	80	79	159
6. Jimmy Heggins	1977	67	90	157
7. Paul McGowan	1987	97	53	150
8. Tommy Young	1982	77	72	149
9. Ken Roe	1983	82	64	146
10. Aaron Carter	1975	68	77	145
11. Ken Roe	1982	74	71	145
12. Kirk Carruthers	1989	77	68	145
13. Reggie Herring	1979	70	74	144
14. Reggie Herring	1978	70	67	137
15. Paul McGowan	1985	80	56	136
16. Bill Lohse	1970	81	54	135
17. Aaron Carter	1976	76	59	135
18. Marvin Jones	1990	73	60	133
19. Robert McEachern	1970	64	68	132
20. Ron Hester	1981	75	57	132

CAREER TACKLES

	Years	Total
1. Aaron Carter	1974-77	512
2. Reggie Herring	1977-80	452
3. Paul McGowan	1984-87	446
4. Kirk Carruthers	1988-91	435
5. Ron Simmons	1977-80	383
6. Ken Roe	1980-83	379
7. Marvin Jones	1990-92	369
8. Daryl Bush	1994-97	361
9. Kendrick Pope	2000-03	352
10. Henry Taylor	1981-84	344
11. Dale McCullers	1966-68	343
12. Michael Boulware	2000-03	340
13. Paul Piurowski	1977-80	340
14. Bradley Jennings	1998-2001	339
15. Sam Cowart	1993-97	338
16. Fred Jones	1983-86	326
17. Nigel Bradham	2008-11	306
18. Scott Warren	1976-79	300
19. Tommy Polley	1996-2000	289
20. Jimmy Heggins	1974-77	288

Active Leader
Emmett Rice 2016-PR 165

SEASON SACKS

	Year	Sacks
1. Peter Boulware	1996	19.0
2. DeMarcus Walker	2016	16.0
3. Andre Wadsworth	1997	16.0
4. Brandon Jenkins	2010	13.5
5. Everett Brown	2008	13.5
6. Reinard Wilson	1996	13.5
7. Bjoern Werner	2012	13.0
8. Alonzo Jackson	2002	13.0
9. Jamal Reynolds	2000	12.0
10. Ron Simmons	1977	12.0

CAREER SACKS

	Years	Sacks
1. Reinard Wilson	1993-96	35.5
2. Peter Boulware	1994-96	34.0
3. DeMarcus Walker	2013-16	28.5
4. Ron Simmons	1977-80	25.0
5. Brian Burns	2016-18	24.0
6. Bjoern Werner	2010-12	23.5
7. Jamal Reynolds	1997-2000	23.5
8. Everett Brown	2006-08	23.0
9. Alonzo Jackson	1999-2002	23.0
10. Andre Wadsworth	1994-97	23.0

Active Leader
Amari Gainer 2019-PR 4.0

SEASON TACKLES-FOR-LOSS

	Year	TfLs
1. Brodrick Bunkley	2005	25.0
2. Darnell Dockett	2001	22.0
3. DeMarcus Walker	2016	21.5
4. Brandon Jenkins	2010	21.5
5. Everett Brown	2008	21.5
6. Corey Simon	1999	21.0
7. Darnell Dockett	2000	19.0
8. David Warren	2000	19.0
9. Andre Wadsworth	1997	19.0
10. Alonzo Jackson	2002	18.5

CAREER TACKLES-FOR-LOSS

	Years	TfLs
1. Darnell Dockett	2000-03	65.0
2. Everett Brown	2006-08	46.5
3. DeMarcus Walker	2013-16	45.0
4. Corey Simon	1996-99	44.0
5. Ron Simmons	1977-80	44.0
6. Travis Johnson	2001-04	42.5
7. Kevin Emanuel	2000-03	41.0
8. Brian Burns	2016-PR	39.5
9. Brandon Jenkins	2009-12	37.5
10. Brodrick Bunkley	2002-05	37.0

Active Leader
Emmett Rice 2016-PR 13.5

CAREER INTERCEPTIONS

	Years	Ints
1. Terrell Buckley	1989-91	21
2. Monk Bonasorte	1977-80	15
3. Deion Sanders	1985-88	14
4. Lee Corso	1953-56	14
5. Corey Sawyer	1991-93	13
6. Tay Cody	1997-2000	12
7. Samari Rolle	1994-97	12
8. Brian McCrary	1981-84	12
9. Keith Jones	1978-80	12
10. Curt Campbell	1950-52	12

Active Leader
Four players 1





2021 FSU FOOTBALL

START CHART

	ND	JSU	WF	LOU	SU	UNC	UMASS	CU	NCS	UM	BC	UF
QB												
RB												
WR												
WR												
WR												
TE												
LT												
LG												
C												
RG												
RT												
DE												
DT												
NG												
FOX												
WLB												
MLB												
STUD												
CB												
FS												
BUCK												
CB												
PK												
LS												
DS												
H												
KO												
P												

GAME CAPTAINS/COIN TOSS

Opponent	Game Captains	Coin Toss
Notre Dame		

TOUCHDOWN BREAKDOWN

Total Touchdowns in 2021		--	TDs by Yardage	
Offensive		--	0-9 Yards	--
	Rushing	--	10-19 Yards	--
	Passing	--	20-39 Yards	--
Defensive		--	40-49 Yards	--
	Interception	--	50-99 Yards	--
	Fumble	--		
Special Teams		--	TD Drives by Plays	
	Punt Return	--	0-3 Plays	--
	Kickoff Return	--	4-6 Plays	--
Longest Touchdown			7-9 Plays	--
			10+ Plays	--
			TD Drives by Distance	
			0-19 Yards	--
PLAYS: Longest			20-39 Yards	--
PLAYS: Shortest			40-59 Yards	--
TIME: Longest			60-79 Yards	--
TIME: Shortest			80-99 Yards	--
YARDS: Longest			TD Drives by Time	
YARDS: Shortest			:00-:59	--
			1:00-1:59	--
			2:00-3:59	--
			4:00+	--





2021 FSU FOOTBALL

SCORING DRIVES

FLORIDA STATE

Opp.	Plays	Yards	TOP	Result	Qtr.	Time	How Scored
------	-------	-------	-----	--------	------	------	------------

QB

OPPONENTS

Opp.	Plays	Yards	TOP	Result	Qtr.	Time	How Scored
------	-------	-------	-----	--------	------	------	------------

QB

