


NONFICTION (INFORMATIONAL) ACTIVITY SHEETS



Ruth-S Teaching Resources - TeachersPayTeachers.com

WHO?

WHAT?

WHY?

WHERE?

WHEN?

HOW?

NONFICTION


TITLE _____

AUTHOR _____

ILLUSTRATOR _____

COPYRIGHT DATE _____

NUMBER OF PAGES _____



Name _____

Date _____

TOPIC, PERSON OR SUBJECT

SUMMARY

RATE IT!

Color the Stars!



Name _____

TOPIC

MAIN IDEA

DETAILS (FACTS)

1. _____
2. _____
3. _____
4. _____
5. _____

OPINION

Name _____



FICTION OR NONFICTION?

Write NonFiction or Fiction on the lines.

An article about the life cycle of raccoons. _____

A book titled "Norwegian Fairy Tales", _____

A book about the history of hockey. _____

Charlotte's Web by E.B. White _____

An Apple computer manual. _____

MapQuest directions from New York to Boston. _____

Harry Potter books. _____

A book titled "How to Build a Bird House". _____

An article about the great white sharks of Australia. _____

The Cat in the Hat by Dr. Seuss _____

A book titled "The Year 2050". _____

A book titled "President Abraham Lincoln". _____

Write other nonfiction and fiction examples on the lines below.

Teaching Suggestions

Teachers' responses to my nonfiction worksheet were so great, that I decided to add two more pages!

The **nonfiction worksheet (page 2)** has a blank box in the center. Once your students are finished completing the worksheet, have them draw a picture to depict something they learned about the nonfiction piece they read. For example, if they read an article or book about cheetahs, they could draw a picture of a cheetah and its offspring, or a cheetah sleeping in a tree.

How should this worksheet be introduced?

Before introducing the worksheet, have students read a relatively short, high interest nonfiction article. This should be done with the **whole class**. There are many examples on the Web. Have student volunteers read one paragraph at a time. Discuss the most important point made in each paragraph. Ask students to state the topic(subject), main idea and supporting details of the article.

Next, **distribute the nonfiction worksheet**. Have students complete the top center section (title, author, etc.)

Then have them look at the questions on the left hand side. Ask them to write responses to the questions based on information in the article. Stress that complete sentences aren't required. For example, for the "who" question, they might write the name of a scientist the article is about.

Once everyone is finished writing responses on the left hand side, ask volunteers to read their answers. Discuss their responses with the whole group. Have them decide which answers are the best. Record their responses on the board or a flip chart.

Once the answers have been discussed and recorded on the board or flip chart, students can change their responses if they think one is better than theirs. This is a learning exercise that will help them determine best responses when they read other nonfiction texts.

Next, they should write the topic or subject (top right hand side) and a summary of the text, They color the stars to rate the text and can color half a star if they wish to.

Next, have **students work together in small groups**. Distribute copies of the worksheet and another article, Everyone in the group reads the article, then discuss which answers, they think are the best. They all should have the same answers on their activity sheets.

I included a **recording sheet (page 3)** that can be used to keep track of nonfiction text they read. This allows them to record the types of nonfiction they read on their own or in class.

The **topic/main idea sheet (page 4)** can be used as a whole group activity to determine how well students understand topic, main idea and details (facts). The two boxes are provided for them to draw pictures with captions.

Identifying NonFiction and Fiction (page 5). Another activity to see if students understand the differences. Students complete the page, then discuss in small groups.

Thank you for downloading my **Nonfiction** worksheet packet!
[Store: Ruth S - TeachersPayTeachers.com](https://www.teacherspayteachers.com/Store/Ruth-S)

As a long time member of the TeachersPayTeachers "teacher family" it's been a pleasure to share my lessons and teaching resources, with other educators. Over the years, I've spent thousands of dollars out of my own pocket, for things I needed for my classroom. For that reason, I offer many reasonably priced and free products on TpT that can be used year to year. If you follow me on TpT, you'll be notified when I upload new lessons, book packets and teaching resources. Thanks for stopping by!

Ruth

Check out some of my customized categories. It will save you from having to search through my store for something you're looking for.

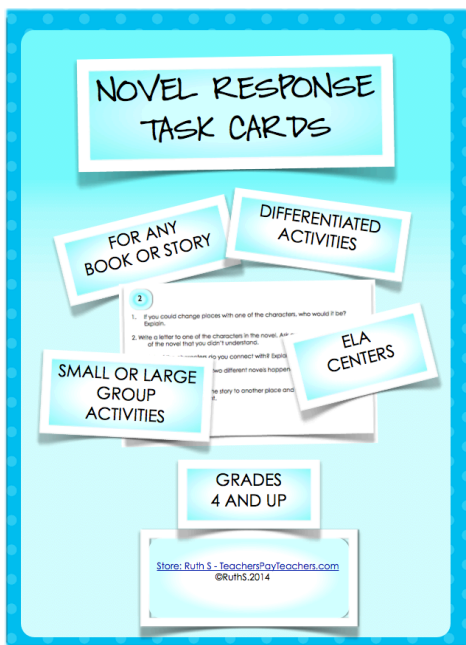
BACK TO SCHOOL	Store: Ruth-S - TeachersPayTeachers.com
BEHAVIOR MANAGEMENT	Store: Ruth-S - TeachersPayTeachers.com
LITERATURE PACKETS -	Store: Ruth-S - TeachersPayTeachers.com
BOOK REPORTS	Store: Ruth-S - TeachersPayTeachers.com
COMMON CORE	Store: Ruth-S - TeachersPayTeachers.com
GRAMMAR	Store: Ruth-S - TeachersPayTeachers.com
HOLIDAYS	Store: Ruth-S - TeachersPayTeachers.com
IDIOMS	Store: Ruth-S - TeachersPayTeachers.com
MATH	Store: Ruth-S - TeachersPayTeachers.com
NONFICTION	Store: Ruth-S - TeachersPayTeachers.com
POETRY	Store: Ruth-S - TeachersPayTeachers.com
POSTERS	Store: Ruth-S - TeachersPayTeachers.com
SOCIAL STUDIES/HISTORY	Store: Ruth-S - TeachersPayTeachers.com
TASK CARDS/VOCABULARY DETECTIVE CONTESTS	Store: Ruth-S - TeachersPayTeachers.com

These activity sheets are to be used by only the person who downloaded them.
Thank you for respecting copyright laws.

ALL RESOURCES IN THIS PACKET ARE COVERED BY THE DMCA.

2015 All rights reserved. This product is bound by copyright laws. Redistributing, editing, selling, or posting this item (or any part thereof) on the Internet are all strictly prohibited without first gaining permission from the author. This product can be located by doing a Google search if placed on websites without permission from the author. Violations are subject to the penalties of the Digital Millennium Copyright Act. Please contact the author if you wish to be granted special permissions

The following pages are highlights of other resources available in my store.
CLICK ON THE COVERS TO SEE MORE INFORMATION ABOUT THEM.



NOVEL RESPONSE TASK CARDS

This is one of my MOST popular resources and has been for over eight years! There are 120 reading strategy activities, five per card that can be used with any book or story. The activities were designed for multi-levels and promote critical, creative thinking. Laminate the cards so they can be used year to year. Great for small, large groups, with guided reading groups, literature circles and at ELA centers. Use as informal assessments or as writing prompts.

Click the cover to see more!



These packets have everything you and your students need to play Scoot! Grab an answer sheet and join in the fun as you and your students move from station to station to complete the activities! Use these games to determine who has attained mastery and who needs a review.

- ### SCOOT GAMES - FUN !
- [SCOOT FUN! ADJECTIVES - TeachersPayTeachers.com](http://TeachersPayTeachers.com)
 - [SCOOT FUN! VERBS - TeachersPayTeachers.com](http://TeachersPayTeachers.com)
 - [SCOOT FUN! ADVERBS - TeachersPayTeachers.com](http://TeachersPayTeachers.com)
 - [SCOOT FUN! NOUNS - TeachersPayTeachers.com](http://TeachersPayTeachers.com)
 - [SCOOT FUN! NOUNS, VERBS, ADJECTIVES, ADVERBS - TeachersPayTeachers.com](http://TeachersPayTeachers.com)
 - [SCOOT FUN! PREPOSITIONS! - TeachersPayTeachers.com](http://TeachersPayTeachers.com)
 - [SCOOT FUN! SUBJECTS AND PREDICATES - TeachersPayTeachers.com](http://TeachersPayTeachers.com)



Help familiarize your students with nonfiction text features as they read articles, stories or when they explore text books.

These ready to print pages align with the Common Core Informational text and can be used with any grade.. The packet includes the following:

- Nonfiction Find It and Check It poster
- Nonfiction Find It and Check It large label
- Nonfiction Find It and Check It bookmarks
- Nonfiction organizer for any nonfiction text
- Nonfiction article with outline organizer
- Artist page for student illustrations
- Student friendly websites for the animal activities

An article about the Giant Panda is provided and students must determine the topic, subtopics and details based on facts in the article. There is a word box with answers that are used to complete the outline.


FIGURATIVE LANGUAGE

READY TO PRINT
Student Worksheets
with answers and a
FIGURATIVE LANGUAGE
CHART FOR STUDENTS



Store: Ruth-S - TeachersPayTeachers.com
copyright©RuthS2013

Name _____

FIGURATIVE LANGUAGE 

ALLITERATION	The repetition of initial consonant sounds in two or more neighboring words or syllables	She sells seashells on the seashore.
CLICHE	A word or phrase that has become very familiar.	You can't teach an old dog new tricks.
HYPERBOLE	A humorous exaggeration	My house is so large, I need a map to find my room.
ONOMATOPEA	A phrase that doesn't have the same meaning as what it says.	It's raining cats and dogs.

This handy chart of figurative language terms, is a great way to reinforce figurative language terms and definitions. Each term has a definition with an example. Have your students keep it as a reference during writing activities. Included are ready to print student worksheets, list of terms and a mini figurative language poster. Answers are included. Use the poster as a bulletin board topper. Display at centers or use for a word wall.

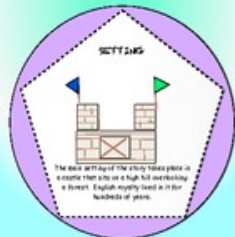
BLOOM BALL REPORTS

(Based on Bloom's Taxonomy)

TEMPLATES IN COLOR AND BLACK/WHITE

BIO REPORT AND FICTION BOOK REPORT
INSTRUCTIONS ARE INCLUDED

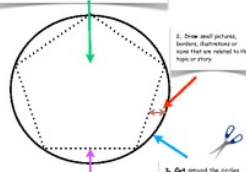
COMPLETE "HOW TO" INSTRUCTIONS INCLUDED



Store: Ruth-S - TeachersPayTeachers.com
©RuthS2013

BLOOM BALL TEMPLATES INSTRUCTIONS

1. ADD TEXT / ILLUSTRATIONS within the paragraphs. Don't draw or write on the dotted lines or solid lines.



2. Draw small pictures, boxes, diamonds or stars that are related to the topic or story.

3. Cut around the circle.

Creativity and higher level thinking walk hand in hand as your students create their Bloom Ball reports. This project is based on the latest verbiage of Bloom's Taxonomy that encourages higher level thinking. Your students will have fun as they work together to write, draw, cut and glue the edges of the circles together to create their colorful reports. Included are two template sizes and complete instructions. They make wonderful classroom displays and you'll be tempted to show them off all year long!

POLAR BEARS

INFORMATIONAL TEXT ARTICLE
WITH
QUESTIONS AND ANSWERS

CLOSE READING
FUN, CREATIVE ACTIVITIES


Store: Ruth-S - TeachersPayTeachers.com

Close Reading Informational Text Polar Bears

This is a perfect informational text, no prep resource, to connect English Language arts with social studies and science!

And even better, this packet of high interest creative polar bear activities will motivate your most reluctant readers to join in the fun! The article about polar bears' lives in the arctic regions of Earth and how they survive, will inspire your students to research these beautiful animals on their own. The last paragraph poses a question and asks them to draw a conclusion about the long term survival of the bears. What better way to motivate them to want to read opposing points of view on their own!

Why not have your students write a conversation between a mother bear and her cub? Practice writing dialogue helps students to think inferentially and out of the box. This activity, completed after the article is read, encourages them to use what they've learned about survival in the Arctic regions as they develop the dialogue. A template with a photo and dialogue bubbles are provided. Award winning websites are included.



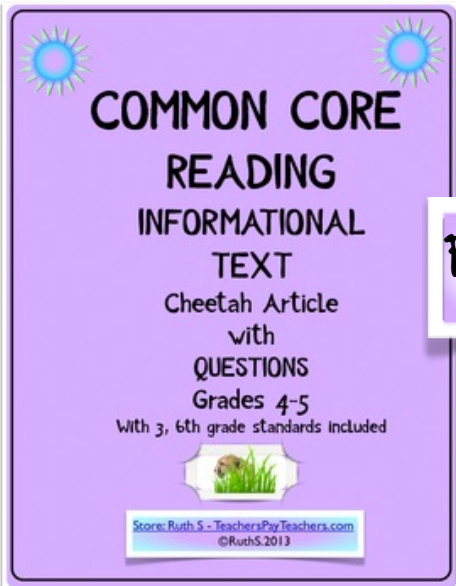
NONFICTION BINGO

Store: Ruth S - TeachersPayTeachers.com
copyright©RuthS.2014

NONFICTION BINGO

Students learn **nonfiction text features** as they have fun playing Bingo! Included is a student reference sheet with nonfiction text feature terms and their definitions. This sheet is a valuable reference tool for students when they read or write nonfiction articles or text.

Run a weekly Bingo contest! Students who win the Bingo games put their Bingo coupons in the Bingo Jar and win prizes! Perfect for centers or small groups. Great for preparation and reinforcement of Common Core Informational text features. All instructions included!



**COMMON CORE
READING
INFORMATIONAL
TEXT**

Cheetah Article
with
QUESTIONS
Grades 4-5
With 3, 6th grade standards included

Store: Ruth S - TeachersPayTeachers.com
©RuthS.2013

FREE

I love writing informational/nonfiction text!

When I was the Connecticut state representative on the Weekly Reader National Teacher Advisory Board, for twelve years, we state representatives worked with the editorial, marketing and graphic art staff to help write and design social studies and science articles that were printed in the Weekly Reader student magazine. From that experience, I developed my own line of packets to encourage a love of "real life" reading for my students.

These activities are aligned with the Common Core, however, because some states aren't using the Core, the standards aren't listed on each page.

Enjoy!
Ruth

FREE!

This is my huge THANK YOU to you, my followers and to all hard working, dedicated teachers, all over the world, who make a difference in their students' lives!

My student friendly prompts packet, to date, has been downloaded over 108,000 times by teachers who need new ideas that will motivate their students to write! Watch your students' pencils fly across their papers as they respond to my prompts! Your reluctant writers will even join in the fun! My prompts can also be used as discussion starters or as one-a-day, morning prompts. Read the many, many teacher comments below the product description. These prompts are being used with students in grades 4 and up! And yes! Middle and high school teachers use them too!



**260
JOURNAL
PROMPTS**


Topics that motivate students to write (and write and write!) Use as discussion topics, and small group activities

GRADES 4 and up!

Store: Ruth S - TeachersPayTeachers.com



Gary Pauline's stories keep students on the edges of their seats! Included are ready to print student worksheets for: plot, setting, characters, themes, letter writing, making connections, predictions, five senses, rising/falling actions, climax, figurative language, themes, tic tac toe, response to text, drawing conclusions, inferences, story board, chapter trifold, interpretation of quotes, student created assessments, student contests, parts of speech, conflict/resolution, posters, sequencing, verb tenses, capitalization, punctuation, summarizing, author biography, informational text activities, websites, student "rate the story" page and more. Activities are designed to encourage student collaboration, discussion and interaction in small groups, in order to create the best possible responses.



Students love fantasy novels! This 69 page ready to print packet **can be used with any fantasy story or book**. The activities provide your students with an in depth analysis of fantasy elements as well as a variety of different perspectives of writing and structure.

Included are fantasy posters that create a colorful display and teaching instructions.

Aligned with the Common Core. Just print the pages and you're all set to go!

I've pinned many activities to my Pinterest board that include websites where you can find: my resources, teaching tips, Common Core resources, brain breaks, teacher blogs, technology tips, behavior management suggestions, interactive online games, MEME posters, classroom decorating ideas and MUCH more. Run your mouse over the images to read explanations of each one. It's a lot of fun sharing them with other teachers! Follow me on Pinterest for daily updates and new resources.

Pinterest [Ruth's Ready to Print Worksheets on TpT and Teaching Ideas on Pintere...](#)

My Blog [Teacher Park](#) This is a blog mainly for teachers.

Facebook <https://www.facebook.com/pages/TeacherPark-by-Ruth-S/131077250338278> Be sure to sign on to Facebook before clicking on the link.



"Five Kernels of Corn" is an unforgettable story about the hardships the Pilgrims endured when they first came to the New World. It's based on authentic accounts written at that time. Five kernels of corn refers to "The Starving Time" when the conditions were so harsh, each person was only allowed to have five kernels of corn to eat per day.

The two page story's paragraphs are numbered for easy reference. Fifteen comprehension and opinion questions are provided. Also included are two pages of vocabulary words that students must use context clues, to determine their meanings.

There is a copy of the story for the teacher that has the vocabulary words highlighted for easy reference. Other activities include: a sheet for students to summarize the plot of the story, a Five W chart and a page for students to create thumbnail sketches of two important events that happened to the Pilgrims. Also included is a painting where students create a dialogue between a Pilgrim and Native Americans and much more! There are MANY teaching suggestions with pre-reading activities and questions to ask students.



NORTH POLE HEADLINE NEWS

Doesn't it seem like creativity in the classroom, is on the back burner these days? I, for one, encourage my students to use their imaginations and create visuals in their minds, of what they read and write. North Pole Headline News encourages creative writing and gives students an opportunity, not only to use their imaginations, but to be humorous as well. This packet is also perfect for students to learn how to write catchy newspaper headlines and articles. I've included areas on each newspaper page where they can sketch imaginative drawings of the articles.

A few examples of the headline news titles are:

BOY FINDS ELEPHANT UNDER CHRISTMAS TREE

SANTA LOSES CELL PHONE

RUDOLPH'S NOSE TURNS BLUE

SANTA BUYS AN IPAD

ELVES INVENT NEW TOY

Also included are my instructions about writing headline news articles, a table of contents, a headline news cover page they can use as the cover of their packet where they can add another illustration. What do I say to students who say they can't draw? I tell them I'm not grading them on their pictures. it's the effort that counts! :)

I love comments! Let me know how you use my resources with your students and/or their grade levels. **Your comments earn YOU TpT credits!** If you have any questions or would like share a fun classroom activity with me, click on the tab "Product Q & A" and leave me a message. :)

If you follow me on TpT, you'll be notified when I upload new lessons, book packets, and other teaching resources.

Thanks to Tina from DigiScraps Kits and MyCuteGraphics for the images on the poster and thankful cards. All other designs are exclusively mine.

Nonfiction Trifold

Permission to copy, **for single classroom use only.**

Electronic distribution limited to single classroom use only.

(Priced resources) **Multiple user licenses are offered, at discount prices on TeachersPayTeachers.**

Not for public display on school websites, blogs or other websites.

Thank you for respecting copyright laws!

Ruth