

**Bahria College Karachi
Montessori Section
NORE-I / NH Campus
Worksheets Prep Level**

Name: _____

Dear Parents,

- Written worksheets of all subjects are enclosed.
- Students are advised to do maximum reading practice.

English:

- Read Radiant way pgs:6, 8, 12.
- ORT Book 1 House for sale
- Do the given worksheets.

Maths:

- Do Countdown pgs:1,2,4,5,14.
- Do given worksheets.


Urdu:

- Urdu Qaida pgs:6,7,8,9 (read and write)
- Do given worksheets.


Bahria College Karachi
Montessori Section-NORE-I/Navy Heights Campus
Class: Prep Subject: English
Worksheet

Date: _____ Day: _____


- Fill the missing letter and write in respective columns.




c _ t




_ e n



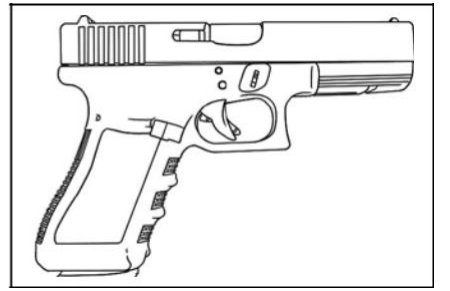
_ e n




b u _




h _ t



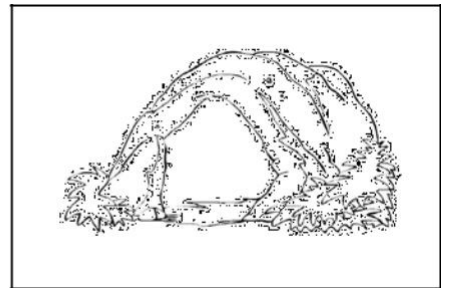
g _ n



_ u n



m _ t



_ e n

at words

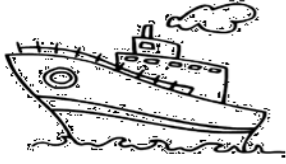
en words

un words

Bahria College Karachi
Montessori Section-NORE-I/Navy Heights Campus
Class: Prep Subject: English
Worksheet

Date: _____ Day: _____

- Write "sh" and "oo" in the given blanks.




___ i p




m ___ n



p ___ l



f i ___



___ e l l



s p ___ n

- Write "oo" and "sh" in given columns.

oo

sh

Free Hand Drawing

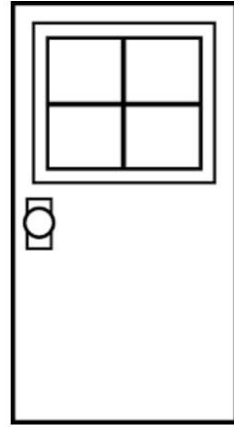
Bahria College Karachi
Montessori Section-NORE-I/Navy Heights Campus
Class: Prep Subject: English
Worksheet

Date: _____


Day: _____

Match the beginning sounds with
the pictures:

s



d



u



h



Section-NORE-I/Navy Heights Campus
Class: Prep Subject: English
Worksheet


Date: _____

Day: _____

Circle the beginning sound



l	o
---	---




g	h
---	---




j	c
---	---



a	o
---	---



a	b
---	---



t	l
---	---

Bahria College Karachi
Montessori Section-NORE-I/Navy Heights Campus
Class: Prep **Subject: Maths**
Worksheet

Date: _____

Day: _____

- Missing numbers from 50 - 100.

T	O	T	O	T	O	T	O	H	T	O		
5	0			7	0			9	0	1	0	0
		6	1									
				7	2							
						8	3					
								9	4			
5	5											
								9	6			
		6	7									
				7	8							
						8	9					

Bahria College Karachi
Montessori Section-NORE-I/Navy Heights Campus
Worksheet

Date: _____

Day: _____

- What comes after the given number?

2	
----------	--

26	
-----------	--

6	
----------	--

31	
-----------	--

8	
----------	--

34	
-----------	--

13	
-----------	--

38	
-----------	--

17	
-----------	--

42	
-----------	--

20	
-----------	--

47	
-----------	--

24	
-----------	--

49	
-----------	--

Bahria College Karachi
Montessori Section-NORE-I/Navy Heights Campus
Class: Prep Subject: English
Worksheet

Date: _____

Day: _____

. Write number: (before, between, after)

Before

___ 8

___ 17

___ 12

___ 1

___ 20

___ 44

___ 65



Between

1 ___ 3

20 ___ 22

8 ___ 10

14 ___ 16

31 ___ 33

19 ___ 21

11 ___ 13



After

6 ___

13 ___

29 ___

34 ___

17 ___

42 ___

39 ___

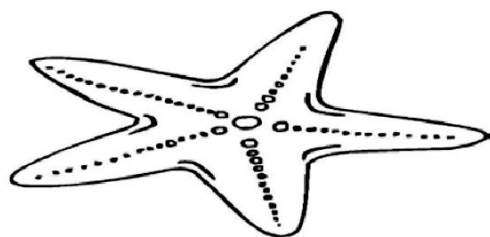

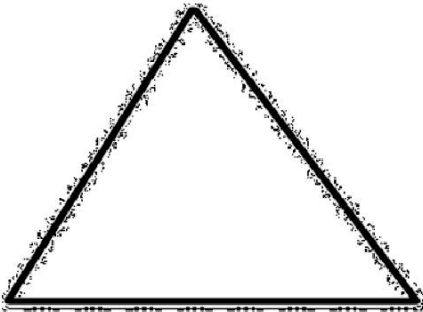
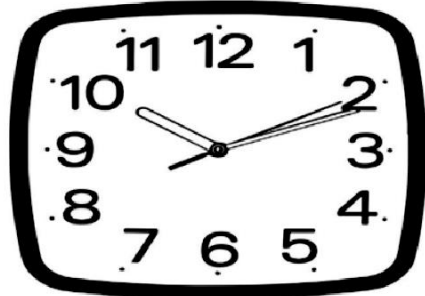




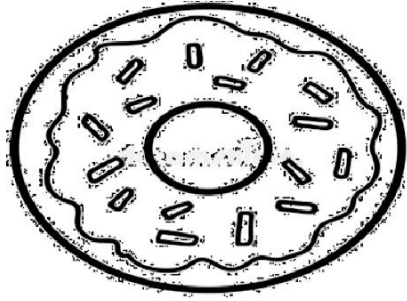


Bahria College Karachi
Montessori Section-NORE-I/Navy Heights Campus
Class: Prep Subject: Maths
Worksheet

Date: _____

Day: _____

Match the shapes.



تاریخ: _____

• اسے ے تک لکھیں۔ (آدھی اشکال)

ا

ر

ر

ز

ڑ

و

ژ

ز

ظ

ط

ہ

و

دستخط: _____

• حروف تہجی کو "ا" سے جوڑیں۔ (ب سے ذ تک)

_____	_____	با	=	ا	+	ب
_____	_____	پا	=	ا	+	پ
_____	_____	تا	=	ا	+	ت
_____	_____	طا	=	ا	+	ط
_____	_____	ثا	=	ا	+	ث
_____	_____	جا	=	ا	+	ج
_____	_____	چا	=	ا	+	چ
_____	_____	حا	=	ا	+	ح
_____	_____	خا	=	ا	+	خ
_____	_____	دا	=	ا	+	د
_____	_____	ڈا	=	ا	+	ڈ
_____	_____	زا	=	ا	+	ز

حروف تہجی کو 'ا' سے جوڑیں۔ (ب سے ذ تک)

_____	_____	ر	=	ا	+	ر
_____	_____	ڑ	=	ا	+	ڑ
_____	_____	ز	=	ا	+	ز
_____	_____	ژ	=	ا	+	ژ
_____	_____	س	=	ا	+	س
_____	_____	ش	=	ا	+	ش
_____	_____	ص	=	ا	+	ص
_____	_____	ض	=	ا	+	ض

حروف تہجی کو 'ا' سے جوڑیں۔ (ط سے لے تک)

_____	ط	ط	=	ا	+	ط
_____	ظ	ظ	=	ا	+	ظ
_____	ع	ع	=	ا	+	ع
_____	غ	غ	=	ا	+	غ
_____	ف	ف	=	ا	+	ف
_____	ق	ق	=	ا	+	ق
_____	ک	ک	=	ا	+	ک
_____	گ	گ	=	ا	+	گ
_____	ل	ل	=	ا	+	ل
_____	م	م	=	ا	+	م
_____	ن	ن	=	ا	+	ن
_____	و	و	=	ا	+	و
_____	ہ	ہ	=	ا	+	ہ
_____	ی	ی	=	ا	+	ی

تاریخ: _____

حروف تہجی کو 'ا' سے جوڑیں۔







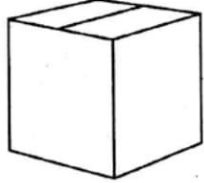





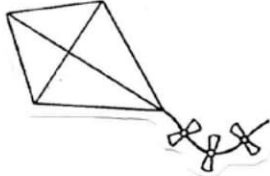

با

_____	_____	_____	_____	_____
_____	_____	_____	_____	_____
_____	_____	_____	_____	_____
_____	_____	_____	_____	_____
_____	_____	_____	_____	_____
_____	_____	_____	_____	_____
_____	_____	_____	_____	_____
_____	_____	_____	_____	_____

دستخط: _____

تاریخ: _____

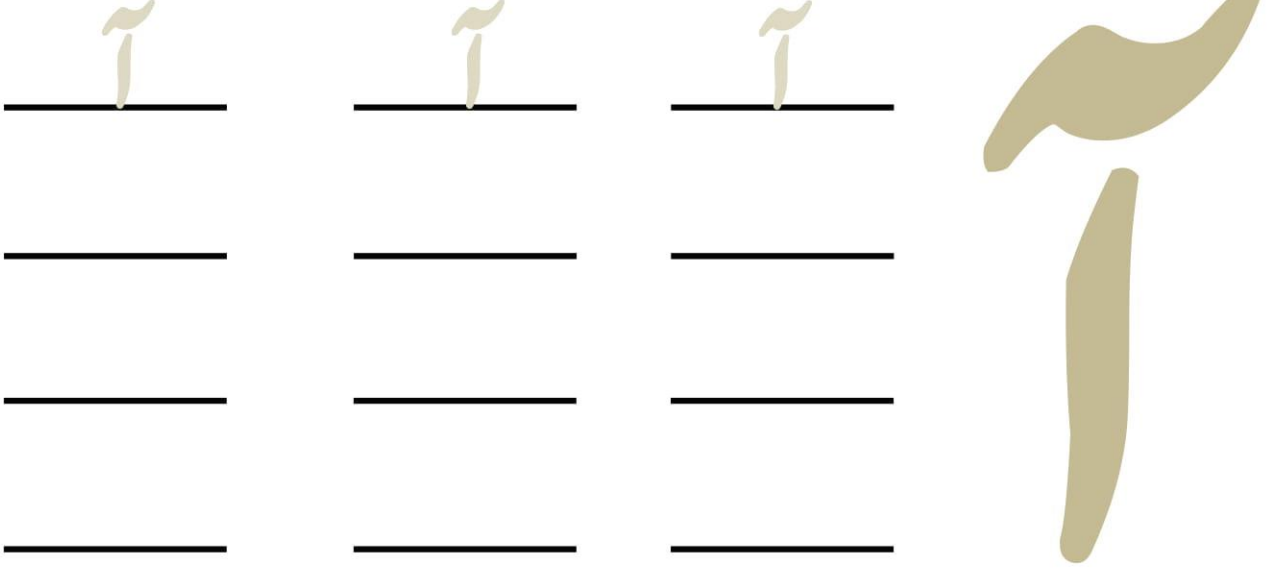
• تصاویر کا پہلا حرف لکھیں اور رنگ بھریں

_____		_____	
_____		_____	
_____		_____	
_____		_____	
_____		_____	
_____		_____	
_____		_____	

دستخط: _____

تاریخ: _____

• پینسل پھیریں اور لکھیں۔



• آ سے شروع ہونے والے الفاظ پر دائرہ بنائیں۔

اب	آج	دم
ڈر	آگ	رب
آس	اڑ	رگ
آب	آپ	آن

تاریخ: _____

• آسے حروف کو ملا کر الفاظ بنائیں۔

<input type="text"/>	=	پ	
<input type="text"/>	=	ج	
<input type="text"/>	=	س	
<input type="text"/>	=	گ	
<input type="text"/>	=	ب	
<input type="text"/>	=	م	
<input type="text"/>	=	ن	

دستخط: _____