

AUGUST, 2005

NORTH COAST WOODTURNERS

N E W S L E T T E R



Scales Platter by Joe Smith

VICE -PRESIDENT JOE SMITH PRESENTS TURNING FROM TEMPLATES



As our chapter Vice-President Joe Smith started turning, he would study forms and try to duplicate them.

Often the bowl or form Joe was trying to turn ended up being much smaller than he intended starting out, because it was difficult for him to get the actual shapes correct. He had to whittle and whittle to get the form to his liking.

Joe discovered the use of templates and found that he could gain the desired shape quickly and accurately. This allowed Joe to get a great deal of success in his turning while getting practice at making that 'ideal' shape.

At our August meeting, Joe will demonstrate the use of templates and share what he has learned about using them successfully to produce desired results.



IN THIS ISSUE

Board Meeting Notes ____	3
Club Calendar _____	11
Club Classifieds _____	3
Ice Cream Social _____	10
Meeting Notes & News _	6
President's Turn _____	2
Rumblings _____	2
Show Us Your Tips _____	4

AAW ANNUAL SYMPOSIUM FAST FACTS

The 2005 Symposium set 3 new records:

- Over 1,100 attendees overall
- Over 1,300 folks at the Saturday banquet
- \$68,000 raised for the Educational Opportunity Grants program (last year \$56,000 was raised)

Mark your calendar!

**Ice Cream Social
Sunday,
August 21**

(See details on Page 10)



PRESIDENT'S TURN

by George Raeder

I am honored as interim President to again represent NCWT until the end of 2005. I will, however, miss the August meeting because of travel to the Kansas City AAW convention.

A question was raised during the July NCWT meeting concerning the value of attending woodturning conventions and symposiums. I have attended three in the past, and am registered for the AAW and Cincinnati events this year. I cannot emphasize enough the value received for attending one of these multifaceted learning experiences.

Most events have registration fees of between \$200 - \$300 and are held over three days, organized in to multiple demonstration 'rotations' by 4 to 6 (or more) professional woodturners and numerous local or club woodturners. There are usually more rotations scheduled than any one attendee can observe, but since the demos cover a wide spectrum of interests and preconceived attendee abilities, you have the luxury of attending a session that interests you. Moreover, most professionals demonstrate the same thing more than once to reduce scheduling conflicts.

Typical demos might include sharpening, natural edge bowls, coloring and texturing, vessels, use of the skew or other tools, chucking, various spindle turning techniques, boxes, finishing, hat making, working wet wood, platters, design, etc., and I've only mentioned a few of the potential topics. Most rotations last 1 to 2 hours, with fifteen minute breaks to allow attendee movement between demonstration rooms and new demo set-ups.

Often, meals are provided and there is usually a banquet. Most events also include an 'instant gallery' or show and tell, and auction or raffle, and a trade show for the purchase of tools, equipment, and wood, wood, and more wood.

These events are always well organized, well attended by woodturners from all over the country (and often the world) and are invaluable to the serious woodturner. The instant gallery alone is worth seeing because of the incredible work people are doing relative to design, ideas, workmanship and execution.

I strongly recommend attendance to one or more of these symposiums to immediately improve your own work. The Cincinnati Symposium, October 21 - 23, 2005 may still have a few openings. See you there!

RUMLINGS

FROM THE WOOD CHIP PILE

Only comments submitted in writing and signed by a club member will be published. The goal of this column is to improve the quality of our club meetings and activities and only submissions intended for

this purpose will be considered for publication. We reserve the right to edit the content and length of submissions.



The **Turn and Learn** table has been "lean" lately. Perhaps this is because members have not received enough advanced notice to complete a project. The board is working diligently to correct this situation. Perhaps this is because members are uncertain about displaying their work. Perhaps it is because our **Turn and Learn** ideas have not been as interesting or inspiring as they could be. I suggest three things:

- 1) Regardless of your skill level, check out the **Turn and Learn** assignment for the coming meetings and give the projects a try. You will learn something and become a better turner every single time you participate. Also, whether you are an experienced turner or a novice, you help others learn by displaying your work.
- 2) If you have been selected the club favorite in the past 12 months, display your works on the **Show and Tell** table only to give other members a better chance of being recognized, and
- 3) If you have an idea for an interesting **Turn and Learn** assignment, tell a board member to get the idea considered.

by Brian Becker

JULY NCWT BOARD MEETING NOTES

Present: George Raeder, Joe Smith, Paul Kosmos, Don Wilhelm, Tom Wisnieski

- 1) Proposal to add two members-at-large was reviewed. Decision was made to not recommend the addition of two members-at-large.
- 2) Decision was made to recommend that there be an election this November to elect President, Secretary and one Member-at-Large. These terms will be for two years.
- 3) The addition of bagels, water, etc. to the regular meeting refreshments will begin at the September meeting.
- 4) Rick Maier was designated to follow through on the grant application that he initiated.
- 5) Paul Kosmos will contact AAW to determine their grant procedures.
- 6) Ice cream social: The remaining items were assigned to board members.

New Business

- 1) A new sound system with one speaker would cost \$450, with two speakers \$600.
- 2) Paul Kosmos will determine the cost of All Stirt hands-on sessions. Paul will confirm with interested parties and collect money.

CLUB CLASSIFIEDS

- RCM bench lathe, 36" bed and two sets of turning tools; Radial Arm Saw/Router convertible machine; hand tools, planes, etc. Contact Ted Wolanin, 440-845-3079. (listed June, 05)
- Craftsman Lathe for sale. \$100. Contact Harvey Jacobs, 216-397-1481, or email hajacobs@sbcglobal.net. (listed June, 05)
- Ralph Abelt is liquidating his workshop. Flyers will be available at the meeting but supplies are limited. Review the flyer and only take one if you are truly interested. Contact Ralph at 440-953-1714 for an appointment. (listed June, 05)
- Conover woodturning lathe. Full "Master turner" package. Included in this package are the legs, bottom shelf, bedrails (78" long), Leeson 1.5 HP 220 DC motor with a variable speed Penta power multi drive control unit. Also included are additional curved toolrests, a steady rest for long turnings, spur

To list an item in "For Sale" please supply Brian Becker with your ad and any additional information you want listed. Photos of items for sale will be included only if provided by the seller. All items listed in FOR SALE will be listed for three months. Members can request items be re-listed after a one-month or more break. Please notify Brian as soon as possible when an item sells.

drive centers, Glaser screw chuck, live centers with some point sets. \$1,800.00 Call Tom Heffernan, (216) 464-5383 or theff7@sbcglobal.net (listed July, 05)

- Shop vac accessories. 1 hose, 2 extensions, and 3 nozzles for 15.00. Several sets available. Call Bernie McGivern at 216-406-3556. (listed July, 05)



- Gast industrial vacuum pump, 220 volt, wired and ready for user plug. Asking \$75. Call Dick Ross, (330) 825-6626. (listed August, 05)

July 2005: Show Us Your Tips!

July brings our annual Tips and Techniques sharing session. This is an informal meeting due to many people being on vacation, or are they?



There was no shortage of members at this year's **Show Us Your Tips** event.



Jim Pugh showed us his circle templates for cutting bowl and platter blanks. Note that he marked the patterns with the correct diameter in four or more places around the edge so that the label can be seen no matter how the blanks are laying. He also shared that he signs

his work with a fine point Sharpie, allowing him to sign his work after it has been completed, not having to stop for an intermediate step.



Paul Kosmos showed his home-made small captive ring tool. Paul made his tool from a nail. Bob Skinner recommends using an allen wrench as a starting point while King Heiple recommended a cement nail. All agreed that any would work well as long as they were formed properly.

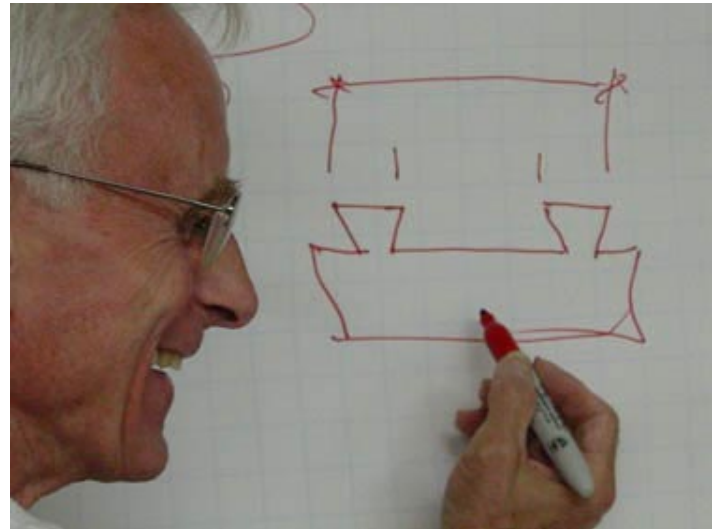


Highly motivated by an unfortunate incident with a jointer, **Brian Becker** made this push block to allow pulling smaller objects through the machine rather than pushing toward the blade. The importance of adding this safety measure to your shop practices cannot be overestimated.

Continued on Page 5



King Heiple discussed finishes and getting a nice matte finish by using a non-steel wool to 'wet-sand' with water and fine plastic wool.



George also showed us his tenon and dovetail sizing templates and described how the templates relate to the proper sizes for chucking bowls, platters, etc.



George Raeder showed us his depth gauges for getting the proper setup with his Wolverine grinding jig.



Tom Wisnieski dug into his bucket of goodies to come up with parts to show us how to make a nice, heavy tool handle. Tom donated the completed handle to the club for individuals to try and critique. Tom will use the info from the critiques to make improvements.

Thanks to all who participated in this popular annual event. You'll never know how many of your fellow turners are safer, better, and/or inspired by your tips and techniques. EVERY MEMBER COUNTS!

July Meeting Notes

- Al Stirt will be our November (5&6) meeting demonstrator. He is available for a hands-on session on Friday November 5, 2005. Hands-on session attendees will share the cost for Al's time and expenses. Sign-up sheet was provided following the business meeting.
- Rick Maier has resigned as President of the club, citing personal reasons.
- Tom Heffernan proposed that the Club bylaws be amended to allow two additional at-large members be added to the Board. This proposal and a proposal to stagger the terms of officers will be reviewed by the Board.
- Larry McCardel made a motion that George Raeder be elected to fill the president's position until a new president is elected in November of this year. Motion was seconded and the membership passed the motion.
- George Raeder reported that the CD "Woods of the World" has been donated to the club library by Rocker.
- We will have a LET program (12:30-3:30) after the August meeting covering Sharpening (again), how to do a tenon, Fillet, Ogee, Cove, V-Cut, Swell, Bead, Hollow. We must all help clean up at the end of the program. Cost is \$5.00 per person.

We will have wood for spindle turning exercises, but if you have something you want to bring to try for a specific project, OK. Please leave your bowl gouges at home. Tools you should hopefully be able to bring: spindle gouges, roughing gouge (which is simply a big spindle gouge), parting tool, skew. If you have them, bring a Bedan or beading/parting tool. The instructors may have some of theirs, but don't count on it.

Hopefully, our instructors will be: King, Jim Pugh, Joe Q., Larry McCardel, Brian Becker, Don Gasler, Jim Bohmer, John Blainer. Those who are interested, be there at 12:30 after the August meeting.

- The Buckeye Club is having a craft show on September 10, 2005. Contact Ralph Kubal for details.
- Great Lakes Wood-Carvers Show update

Jim Brindle reported that the Great Lakes Wood-Carvers show will be held September 24 and 25 this year. The club has purchased 15 tables. One contracts have not yet

been returned. Please get your contract in to Jim as soon as possible so we can be sure to schedule our tables properly.

There is a new rule this year that limits a maximum of two people to share a table.

The club decided (discussed, motion made and approved) that turner of the NCWT donation will receive \$150. The donation will be chosed from all entries at the September meeting. The items should be recently turned, in the last 24 months.

Donations for the raffles are needed.

George Raeder will find and coordinate judges for turning divisions.

King Heiple will set up and coordinate the turning demonstrations.

- Please keep these fellow NCWT members in your thoughts and prayers as we wish them a complete and speedy recovery.

Jim Masters is continuing his recovery. He remains at Edwin Shaw rehabilitation center in Springfield Township. Cards and visitors are welcome.

Stan Sary, Jr. is recovering from bypass surgery and doing well.

Joe Krapps is looking at a lengthy and difficult recovery from a stroke.



(Right)
After recovering from surgery, King Heiple is reaching "new heights" helping out with newsletter and meeting photos!

July Turn & Learn

Any item decorated by piercing or decorated from a pattern transferred from a pattern.



New NCWT member **Don Mills** made this birch vessel, then decorated it by burning a picture traced on the vessel from a paper pattern.



July Show & Tell





Box elder bowls by **King Heiple**.

As part of the tip and techniques sharing session, several items were chosen from the Show and Tell table so the artist could explain how the piece was made.



Bob Germond made this textured spalted sycamore bowl. Bob used a Sorby texturing tool to get this unique texture on the contour of the bowl. He used Renaissance wax to get his nice luster. Jim Pugh seconded the recommendation to use Renaissance wax.




Bob also showed us his spectacular figured Sapele platter.



Wayne Jenkins showed his corrugata burl bowl. He mounted the burl on a faceplate, turned the bottom of the bowl with a recess, reversed the piece and mounted in a chuck and turned the top.



Tom Knapp explained his lidded box.



Dick Gray also created a lidded box.



King Heiple turned and carved this walnut crotch platter.



Bob Skinner with a segmented cottonwood and mahogany turning. The turning was made from 12 segments in each band. Each band is formed by placing the segments on tape, then applying glue and wrapping the tape into a circle. He then clamps the band with a radiator clamp. He mounts the base on a faceplate then glues each layer onto the previously turned base or layer. After removing the completed turning from the faceplate, Bob covers the holes with small felt pads.



Phyllis Hassler calling raffle numbers while Tom Nero selects his prize.

Treasurer's Report

Income at June Meeting - \$143.00
Expenses (Lathe Chucks) - \$600.00
Current Balance - \$4800.00

Welcome July Visitor

Dick Marshall,
Medina, OH



Paul Kosmos' figured maple hollow form with ebony finial. Paul sanded the piece to 800 grit on the lathe, then hand sanded off the lathe to 2500 grit. He applied several coats of oil finish, waiting one to two weeks between coats to insure the oil had hardened.

Correction to July Newsletter

Gordon Seto's threaded box was fitted with African Blackwood, not ebony. Gordon says that the wood for threading must be very fine grained and hard to thread properly.

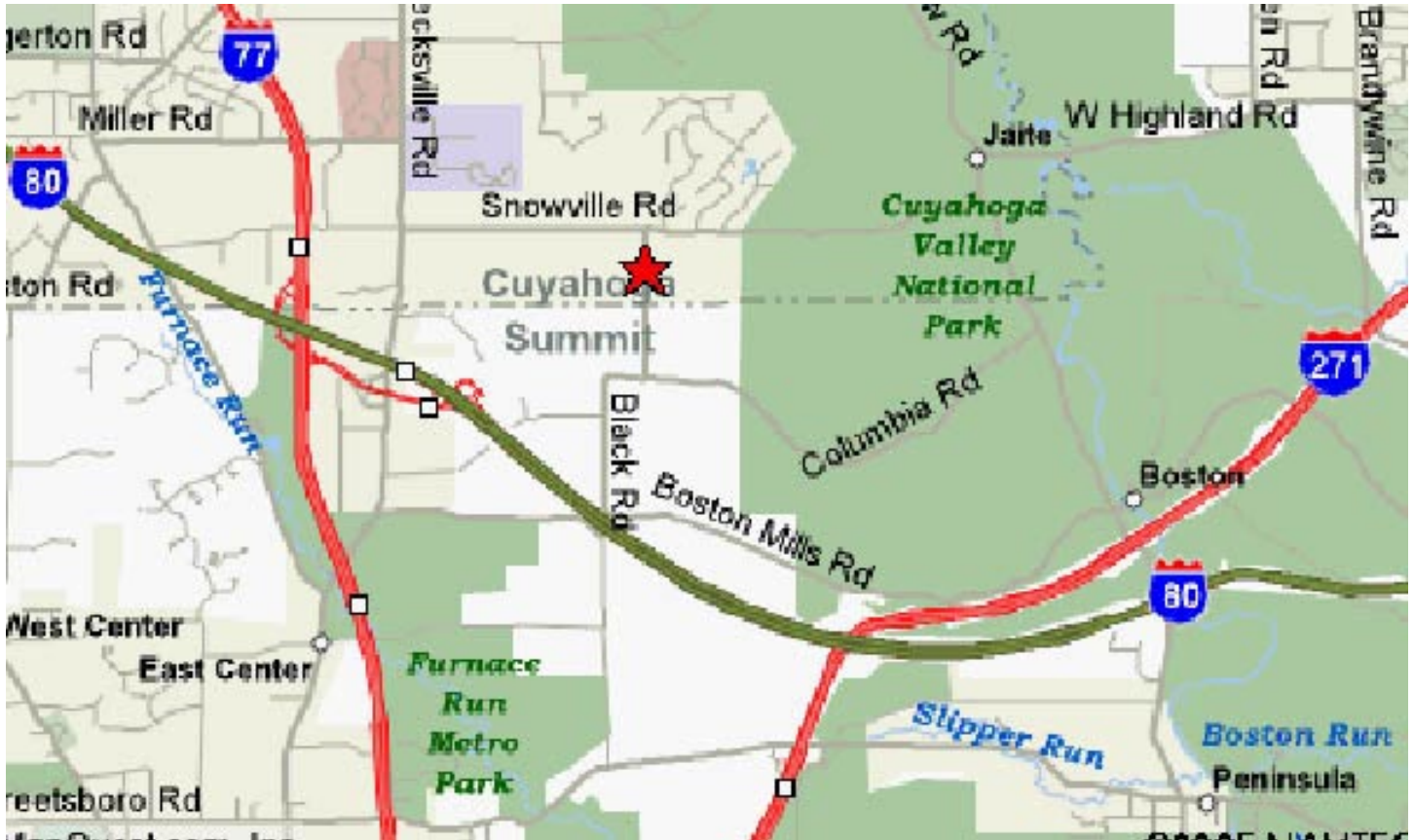


Check out this close-up view of the "scales" on Joe Smith's platter featured on this month's front page.



Annual North Coast / Buckeye Ice Cream Social

2:00 PM • Sunday, August 21, 2005
At the home of Tom & Pat Nero
10409 Dewey Road, Brecksville, OH



- From Cleveland (North), take I-77 to Miller Road exit, Turn left on Miller, right on Brecksville Road, left on Snowville Road, right on Dewey.
- From Akron (South), take I-77 to I-80 / Brecksville Road Exit. Take ramp to Brecksville Road, Turn left on Brecksville, right on Snowville, right on Dewey.
- From Elyria (West), take I-80 to Brecksville exit. Take Brecksville Road ramp toward Brecksville. Turn left on Brecksville, right on Snowville, right on Dewey.
- From Youngstown (East), take I-80 to Brecksville exit. Take Brecksville Road ramp toward Brecksville. Turn left on Brecksville, right on Snowville, right on Dewey.
- From Painesville (Northeast), take I-271 south. Exit at SR-303. Turn left on 303, right on Black Road (1st left), right on Columbia, left on Dewey.



**Alpha Chapter
of the
American Association of Woodturners**



MEETINGS

First Saturday of the Month
Doors open 9:00 AM
Meeting begins 9:30 AM
Rockler Woodworking & Hardware
7503 Brookpark Rd.
Cleveland, OH

**OFFICERS &
DIRECTORS**

George Raeder, President
330-836-0147

gpraeder@msn.com

Joe Smith, Vice-President
440-238-7167
helensmith511@hotmail.com

Donald Wilhelm, Secretary
440-526-7229
dswil95@msn.com

Paul Kosmos, Treasurer
440-546-9541
pkosmo@ameritech.net

Don Karr, Director at Large
216-591-1853
dlkarr@voyager.net

Tom Wisniewski, Director of Assets
440-233-6486
tw121549@aol.com

Brian Becker, Newsletter Editor
330-659-5961
bbec31@adelphia.net

**2005-2006
C A L E N D A R**

AUGUST 6, 2005

**NCWT Vice President Joe Smith
Turning from Templates**

Turn and Learn: Any bowl made from domestic wood that will fit into a three inch cube. Item must be made within the last two months.

Show and Tell

Bring any of your turned items. Great turnings and terrible mistakes are all welcome. Show and tell is about learning from each other.

Raffle

Help support our club. Bring items for the raffle and be sure to buy tickets.

LET Session following meeting:

Spindle Turning Session with Instruction on Tool Sharpening

AUGUST 21, 2005

ANNUAL ICE CREAM SOCIAL

SEPTEMBER 3, 2005

NCWT Bowl-Off.

Don Gasler, Jim Pugh,

George Raeder and Brian Becker will each turn a bowl as specified by King Heiple. King will provide bowl blanks and a sketch of the bowl along with a list of steps to be followed by each turner. There will be no specific directions, leaving each turner to use his own favorite technique for each step.

King will narrate and describe the event, giving his perspective on the advantages and disadvantages of each turner's technique along with alternatives that are not being demonstrated. This should be a very

informative and fun event.

Turn and Learn: Any item turned from a template. The item and template must be displayed.

Show & Tell

Raffle

OCTOBER 1, 2005

Paul Kosmos

Segmented Turning

Turn and Learn: TBA

Show & Tell

Raffle

LET Session following meeting

NOVEMBER 5 & 6, 2005

Professional Turner

Al Stirt

Show & Tell only

No Turn and Learn or Raffle

DECEMBER 3, 2005

Annual Auction

Start collecting those tools and pieces of wood for the auction to benefit our club.

