

Not a Mystery Inside an Enigma

An Overview of Russian Government Data

Natasha Arguello, University of Texas at San Antonio
Ekaterina Zatsepina¹, McKinsey & Company

<https://libguides.utsa.edu/rusdata>

Beyond the Numbers Conference
Federal Reserve Bank of St. Louis
November 8th, 2018

@BizLibUTSA
#rusdata

Who Said This?

I cannot forecast to you the action of Russia. It is a riddle, wrapped in a mystery, inside an enigma; but perhaps there is a key. That key is Russian national interest.

- A. Orwell
- B. Churchill
- C. JFK



1939

BBC radio broadcast

Agenda

- Dealing with Language
- Important Dates
- Challenges
- Government
- Geographies
- Rosstat
- Legal Entities
- Classifications
- Russian Companies
- Open Data
- Population
- Historical Stats

Dealing with Language

Russian content is not consistently duplicated in English

Auto-Translate: Chrome Translate (Settings > Languages > Offer to Translate)



Translate

Yandex Translate



Find
Russian-speaking
students or
colleagues

 *Reverso Translation*

Important Dates

| | |
|-------------------|--|
| 1913 | Last year for reliable Russian Empire data / Pre- World War I |
| 1917 | Collapse of the Russian Empire / Revolution |
| 1917 - 1922 | Civil War |
| 1922 - 1991 | Soviet Union |
| 1928 - late 1980s | Centrally Planned Economy |
| 1941 - 1945 | World War II – Great Patriotic War |
| 1992- | Transition to market economy / New statistical methodologies / Accounting reform Change in territories / Private property |

1917-



1928 -



1992 -



2000s -

- 2002 Start of e-Government program development, with practical implementation in 2009-
- 2005 Official subscription to Special Data Dissemination Standard (IMF SDDS)
- 2006 Federal Law “On Information, Information Technologies and Information Protection”
- 2006 Federal Law “On Personal Data”
- 2007 Federal Law “On Official Statistical Accounting and the System of State Statistics in the Russian Federation”
- 2012 Open government data initiative

Methodological incomparability of Soviet vs. new Russian statistics

Unavailability or loss of historical statistical data

Challenges

Lack of reliable statistical data, particularly early 1990s (hyperinflation, institutional and structural transformation of the economy)

Changes in territory

Changes after 1992

| | | |
|--|--|--|
| <p>Created a system of national accounts</p> | <p>Comparability with international standards:</p> <ul style="list-style-type: none">GDPPricesUnemployment & LaborFinancePopulationForeign TradeBudgetBanking | <p>State Statistical Register of Legal Entities</p> <p>Unified System of Classification and Codes for Technical, Economic and Social Information</p> |
|--|--|--|

Data Availability



Since early 2000s-

- More data online in searchable database, web, and compressed formats
- More yearbooks online with English translation
- More comparability with international standards
- Better methodology notes
- Availability of timeseries inconsistent
- Request data from Rosstat and commercial providers for a reasonable fee



Historical Statistics

- Digitization of print sources
- Request historical data from Rosstat for a fee
- Higher School of Economics (Russia)
- Russian Research Center, Institute of Economic Research, Hitotsubashi University
- WorldCat (includes downloadable archival material)
- HathiTrust



OFFICIAL RUSSIA



SERVER OF THE STATE BODIES OF THE RUSSIAN FEDERATION

06.11.2018

РУССКИЙ



PRESIDENT
OF THE RUSSIAN
FEDERATION



GOVERNMENT
OF THE RUSSIAN
FEDERATION



FEDERAL ASSEMBLY
OF THE RUSSIAN
FEDERATION



JUDICIAL BRANCH
OF THE RUSSIAN
FEDERATION



SECURITY
COUNCIL
OF THE RUSSIAN
FEDERATION



CENTRAL
ELECTION
COMMISSION
OF THE RUSSIAN
FEDERATION



ACCOUNTS
CHAMBER
OF THE RUSSIAN
FEDERATION



OFFICE OF THE
PROSECUTOR
GENERAL OF THE
RUSSIAN
FEDERATION



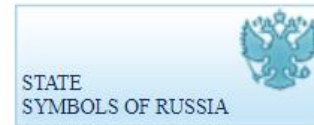
COMMISSIONER
FOR HUMAN RIGHTS
OF THE RUSSIAN
FEDERATION



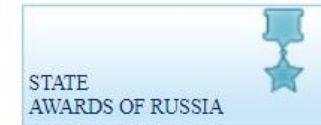
Official Russia

<http://www.gov.ru/>

Bodies of government maintain statistics which are aggregated by Rosstat and FedStat.ru.



STATE
SYMBOLS OF RUSSIA



STATE
AWARDS OF RUSSIA



LEGISLATIVE ACTS
OF THE RUSSIAN FEDERATION



SPECIALLY VALUABLE
OBJECTS
OF THE RUSSIAN FEDERATION



INFORMATION OF
THE ADMINISTRATION OF
RNet NETWORK



LINKS

Required statistical and financial reporting
Administrative records

Registers
Classification systems
Standardization

Methods of Collecting Data

Comprehensive and sample statistical observations and monitoring
Surveys

Census
Complete statistical enumeration

Geographies

8 federal districts (federal'nyi okrug)

22 republics

9 territories (krai)

46 regions (oblast)

3 federal cities

1 autonomous region (oblast)

4 autonomous areas (okrug)

85 subjects of Russian Federation



Map of 8 federal districts of Russian Federation

Source: <http://www.gks.ru>

OKATO — Общероссийский классификатор объектов административно-территориального деления
Russian Classification (Classifier) on Objects of Administrative Division

OKTMO -- Общероссийский классификатор территорий муниципальных образований
Russian Classification (Classifier) of Territories of Municipal Formations

Rosstat (Federal State Statistics Service)

| | | | |
|--|---|---|---|
| Supports government, media, organizations, citizens, and international organizations | Develops draft regulations and legislature, statistical methodologies, classifications, and forms | Collects, analyzes, and distributes official statistics | Ensures compliance with law, international standards, and the principles of official statistics |
|--|---|---|---|

<http://www.gks.ru/>

Central Statistical Administration

Центральное статистическое управление (ЦСУ)

PREDECESSORS

GosKomStat

Государственный комитет СССР по статистике

Original Rosstat site in Russian

Официальная статистика

- Национальные счета
- Предпринимательство
- Показатели, характеризующие импортозамещение в России
- Государство, общественные
- Население
- Эффективность экономики России
- Технологическое развитие отраслей экономики
- Цены
- Рынок труда, занятость и заработная плата
- Показатели для оценки состояния экономической безопасности России
- Наука, инновации и информационное общество
- Финансы

Limited English content

Official statistics

- National Accounts
- Entrepreneurship
- Indicators characterizing import substitution in Russia
- State, public organizations
- International trade
- Leading indicators by economic activity
- Population
- Efficiency of the Russian economy
- Technological development of industries
- Prices
- Environment
- Regional Statistics
- Labor market, employment and wages
- Indicators for assessing the state of economic security of Russia
- Science, Innovation and the Information Society
- Finance
- International statistics
- Municipal statistics

Translated by Chrome

Rosstat: Official Statistics by Topic

Translated by Chrome

Official statistics

- National Accounts
- Entrepreneurship
- Indicators characterizing import substitution in Russia
- State, public organizations
- International trade
- Leading indicators by economic activity
- Sustainable development goals
- SDD IMF
- Population
- Efficiency of the Russian economy
- Technological development of industries
- Prices
- Environment
- Regional Statistics
- Publications
- Labor market, employment and wages
- Indicators for assessing the state of economic security of Russia
- Science, Innovation and the Information Society
- Finance
- International statistics
- Municipal statistics
- Database

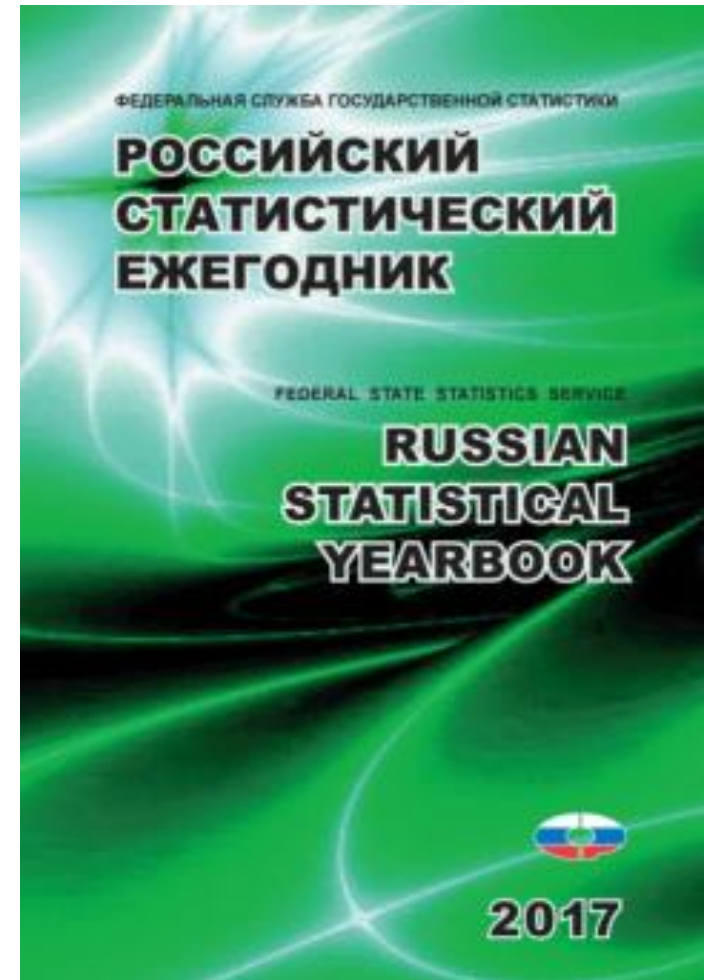
Rosstat Footer

Translated by Chrome

| | | | | | | | | |
|-----------------|---|---|--|--|---|---|---|--|
| the main | About Rosstat Rosstat structure Authority Rosstat activities College of Rosstat Territorial Organs (TOGS) Subordinate organizations Public service Independent examination Administrative reform Statistical programs, projects, plans Government services Implementation of the federal law of 8.05.2010. No. 83-FZ Use of budget funds The international cooperation Information on work with citizens Rosstat Information Systems Statistics history Frequently asked Questions | news Announcement News feed Official events Photo Gallery Video | Official statistics National Accounts Population Labor market, employment and wages Entrepreneurship Efficiency of the Russian economy Indicators for assessing the state of economic security of Russia Indicators characterizing import substitution in Russia Technological development of industries Science, Innovation and the Information Society State, public organizations Prices Finance International trade Environment International statistics Leading indicators by economic activity Regional Statistics Municipal statistics Sustainable development goals Publications Database SDD IMF | Information for respondents Forms of federal statistical observation and form of accounting (financial) statements Stat Calendar Statistical reporting in electronic form All-Russian classifiers For information of economic entities List of respondents for whom federal statistical observations are made | Government procurement Contests Auctions Quotes requests Sole performer Closed contests and auctions Public discussion of large purchases Procurement planning Contract Service Composition of procurement commissions Regulations State procurement in TOGS Procurement Statistics Information on contracts concluded with individuals | Community Scientific and Methodological Council Section of the Scientific and Methodological Council Public Council Statistics Section CDU RAS Youth Council Conditions of attendance at a meeting of the collegiate bodies of Rosstat Rosstat and public organizations Rosstat and reference groups Rosstat in social networks | mass media Official speeches, interviews and comments Club of Business Journalism Media materials Press Service of the Rosstat | Journal "Statistics issues" general information Editorial team Magazine content Subscription Information for authors |
|-----------------|---|---|--|--|---|---|---|--|

Rosstat by Format

- Yearbooks online and in print
- Bulletins
- Downloadable data
- Special project reports and data
- Data on request
- Online databases
 - Central Statistical Database | ЦБСД
 - Unified Interagency Database | ЕМИСС
 - Regional data



Выпуски прошлых лет:

| | 2003 | 2004 | 2005 | 2006 | 2007 | 2008 | 2009 | 2010 | 2011 | 2012 | 2013 | 2014 | 2015 | 2016 |
|--------------------|------|---|------|------|------|------|------|------|------|------|------|------|------|------|
| WEB-доступ | | Сборник Приложение | | | | | | | | | | | | |
| Электронные версии | | Сборник Приложение | | | | | | | | | | | | |

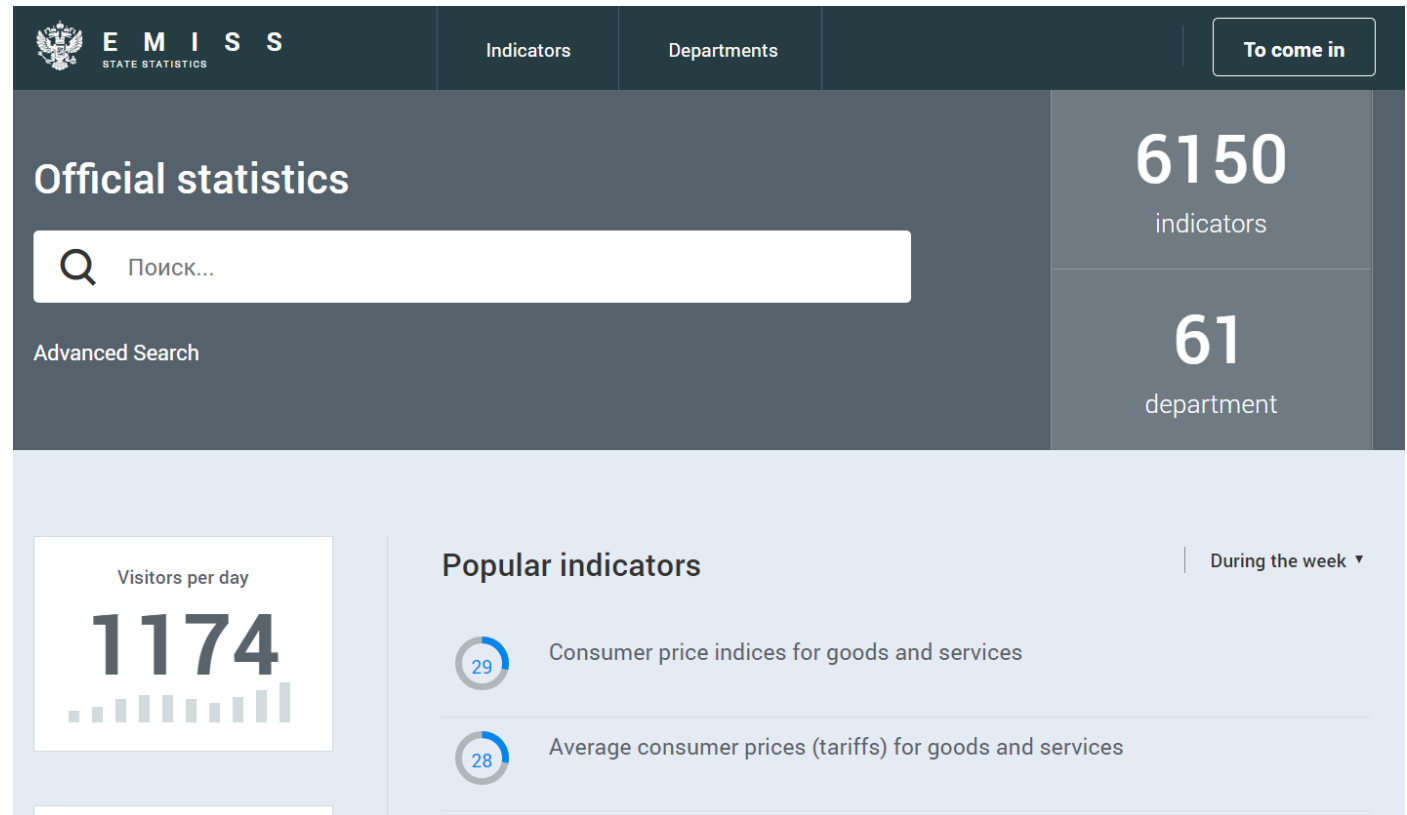
Appendices include downloadable data since 1991

EMISS FedStat.ru

Unified Interagency Information Statistical System | Единая межведомственная информационно-статистическая система

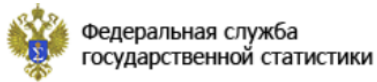
- Since 2011
- Coordinated by Rosstat
- Operated by Ministry of Communications
- Dashboards
- Visualization and analytical tools

- Translated by Chrome



Rosstat: Central Statistical Database

Центральная база статистических данных (ЦБСД)



Interactive showcase

Analysis indicators Analytics [Instruction](#) [To come in](#) Analytical signs

the main Date of data update: 11/05/2018

Everything Selected

- ▶ Import of goods from the Republic of Belarus
- ▶ Foreign economic activity
- ▶ Government Finance and Money Circulation
- ▶ Demography
- ▼ Incomes and living standards
 - ▼ The subsistence minimum
 - The size of the subsistence minimum
 - The ratio of the main indicators of money incomes of the population with the subsistence minimum
 - ▶ Sample Household Budget Survey
 - ▶ Income and expenditure of the population
 - ▶ Information on the implementation of measures of social support for certain categories of citizens
 - ▶ Volume of social payments to the population and taxable money incomes of the population
 - ▶ Pension benefits
 - ▶ Indicators of socio-economic differentiation
 - ▶ Purchasing power of cash income
 - ▶ Consumer expectations of the population
 - ▶ Distribution of cash income
 - ▶ Socio-economic indicators of poverty

Type of data presentation Available features Save

Horizontally: Periods In a section: Digit capacity: ruble

The size of the subsistence minimum
(трудоспособное население, Российская Федерация)

| Year | Size of the subsistence minimum (рубль) |
|------|---|
| 1993 | ~20 |
| 1994 | ~100 |
| 1995 | ~300 |
| 1996 | ~420 |
| 1997 | ~480 |

Passport indicator

The size of the subsistence minimum

Units of measure:
* ruble

Periodicity and characteristics of the time series:
year
quarter
month

The length of the time series:
01/30/1992 - 12/30/2015

Last data update:
11/05/2018

Signs (classifiers and directories):
Socio-demographic groups of the population of the Territory

Multistat

\$ Fee-based resource

Federal State Unitary Enterprise

Main Interregional Center for Processing and Distribution of Statistical Information (GMC Rosstat) |

Главный Межрегиональный Центр обработки и распространения статистической информации

→ **Information online-resources GMC Rosstat**

Russian enterprises



[Enterprises and organizations](#) ([resource description](#))



[Individual entrepreneurs](#) ([resource description](#))



[Addresses of mass registration](#) ([resource description](#))



[Purchases](#)



[Card file of arbitration cases](#)



Affiliates

→ [Affiliated individuals](#) ([resource description](#))

→ [Affiliated legal entities](#) ([resource description](#))

Statistical databases



[Economy of Russian Cities](#) ([resource description](#))



[Production of goods by months for 2013-2016](#) ([resource description](#))



[Production of goods by month for 2017-2018](#)



[Production of goods for 2010-2016](#) ([resource description](#))



[Production of goods for 2017](#)



[Import \(purchase\) and export \(sale\) for 2005-09](#) ([description of the resou](#)



[Import \(purchase\) and export \(sale\) for 2010-11](#)



[Import \(purchase\) and export \(sale\) for 2012-16](#)



[Import \(purchase\) and withdrawal \(sale\) for 2017](#)

Library of ready-made statistical reports



[Main indicators of the types of economic activity in the Russian Federation](#)



[Fuel and Energy Sector of Russia](#) ([resource description](#))



[Costs of production and sales of products](#) ([description of the resource](#))

Multistat: Advanced Search

Translated by Chrome
http://multistat.ru/?menu_id=9310007

MULTISTAT
MULTIFUNCTIONAL
STATISTICAL PORTAL

Enterprises and organizations

the main About the organization news Resources Prices Cooperation Feedback Help FAQ

11/05/2018
The resource "Enterprises and Organizations" has been updated, now you can see the data as of 01.11.2018!

11/03/2018
The resource "Individual Entrepreneurs" has been updated, now you can see the data as of 01.11.2018.

10/04/2018
The resource "Enterprises and Organizations" has been updated, now you have access to the data as of 10/01/2018!

User:
Password:

[recover password](#)

[Home](#) -> [Resources](#) -> [Enterprises and organizations](#) -> Query parameters

Attention, you are working with a resource in guide mode. This is an introductory mode that will help you understand what a given resource is, find out the amount of information on a specific request and its cost at current rates.

Basic search options [Extended search form](#)

Enterprise status: active (active + under liquidation) active under liquidation liquidated new (registered after 05/05/2018)

Name:

Codes:

OKPO
OGRN
TIN

Regions (OKATO):

Types of activity (OKVED2):

Representative offices and branches: All organizations Branches only Head organizations only

Legal Entities

ЕГРЮЛ / ЕГРИП - Register of Legal Entities and Individual Entrepreneurs

Единый государственный реестр юридических лиц (ЕГРЮЛ)

Единый государственный реестр индивидуальных предпринимателей (ЕГРИП)

Federal Tax Service

<https://egrul.nalog.ru/>

ЮЛ

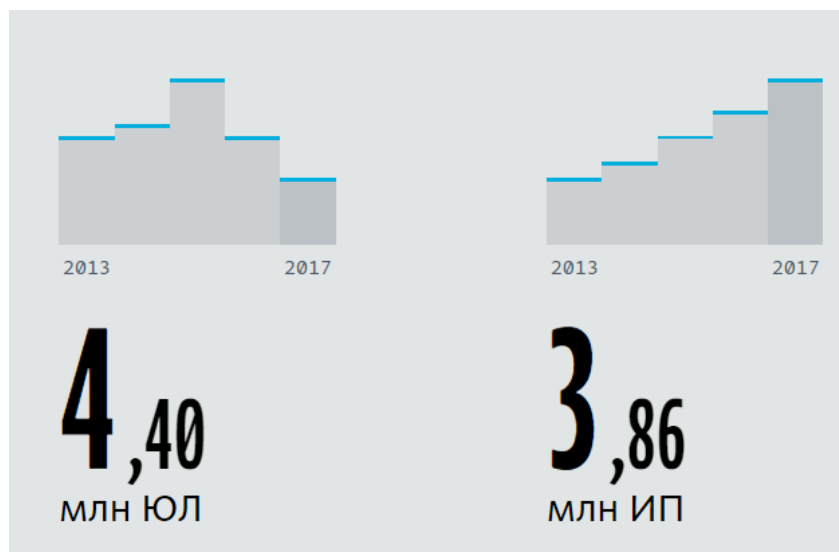
юридическое лицо

Legal Entity

commercial

noncommercial

state, etc.



<http://www.spark-interfax.ru/ru/statistics>

ИП

**индивидуальный
предприниматель**

**Individual Entrepreneur
Sole Proprietorship**

Selected Legal Entities by Legal Form

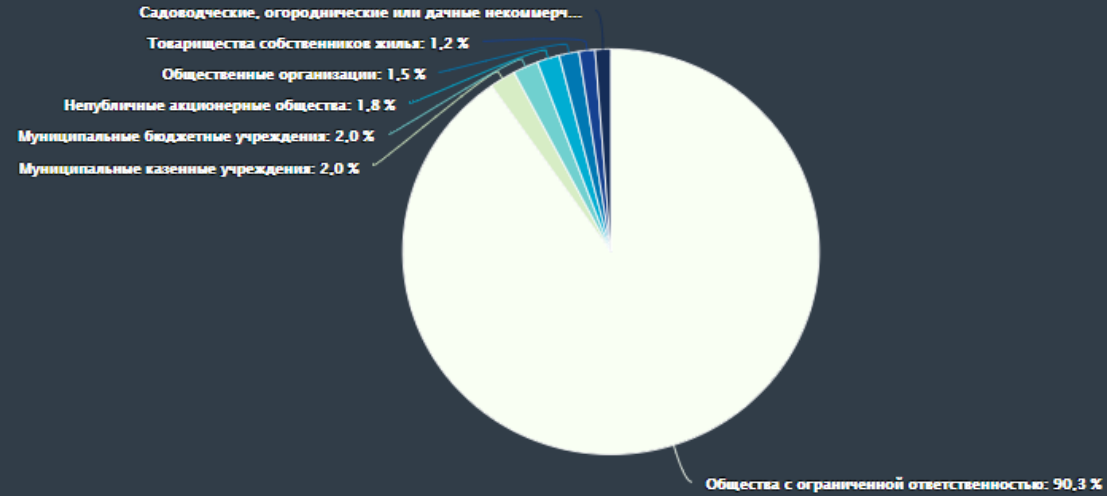
Source: Spark Interfax
<http://www.spark-interfax.ru/ru/statistics>

Translated by Chrome

Dynamics of the number of LE and IP

YuL PI All branches

Legal forms Registration Actions Kind of activity Profitability The size



| Organizations | 2013 | 2014 | 2015 | 2016 | 2017 |
|---|-----------|-----------|-----------|-----------|-----------|
| Everything | 4,570,469 | 4,620,203 | 4,810,393 | 4,568,268 | 4,397,080 |
| Commercial | 3,885,385 | 3,939,162 | 4,128,516 | 3,900,208 | 3,743,941 |
| Limited Liability Companies | 3,684,750 | 3,756,263 | 3 956 311 | 3,752,998 | 3,615,492 |
| Non-public joint-stock companies | 117 343 | 105,773 | 99,219 | 81,495 | 70 326 |
| Public Joint Stock Companies | 23,613 | 22 004 | 20 751 | 18,448 | 16,434 |
| Municipal unitary enterprises | 16,161 | 15,725 | 15 460 | 14,156 | 12,899 |
| Peasant farms | 12,514 | 12,741 | 12 280 | 10,981 | 9 520 |
| Agricultural production cooperatives | 10,558 | 9,636 | 9,207 | 8,527 | 7,509 |
| Other | 20,446 | 17 020 | 15 288 | 13,603 | 11,761 |
| Non commercial | 685,084 | 681,041 | 681 877 | 668,060 | 653,139 |
| Municipal state institutions | 82 493 | 84,417 | 83 863 | 82 149 | 80 655 |
| Municipal budget institutions | 85 784 | 86 846 | 84 301 | 81 376 | 78 595 |
| Community organizations | 61 679 | 60 001 | 61,249 | 61 540 | 61 531 |
| Homeowners' Partnerships | 64 595 | 62,157 | 59,138 | 54 589 | 49,731 |
| Horticultural, gardening or country non-profit partnerships | 49 047 | 49 517 | 49,925 | 49 478 | 48 716 |
| Garage and garage building cooperatives | 42,883 | 44 378 | 45,406 | 45,014 | 44 430 |

Organizational Legal forms of Legal Entities

ОКОПФ — Russian classification of organizational and legal forms |
Общероссийский классификатор организационно-правовых форм (2012)

<http://www.gks.ru/metod/okopf2012-tiz.doc>

Commercial Corporations (selected)

- Joint Stock Company | Акционерные общества
 - Public Joint Stock Co | Публичные акционерные общества (ПАО)
 - Nonpublic Joint Stock Co | Непубличные акционерные общества (АО)
Закрытое акционерное общество (ЗАО) was used until 2014
- Limited Liability Company | Общества с ограниченной ответственностью (ООО)
- Unitary enterprise (state-owned) | Унитарные предприятия (ФГП, ОГУП, КГУП, РГУП, МУП, ГУП)
https://ru.wikipedia.org/wiki/Унитарное_предприятие

Choose a section: **ORGANIZATIONAL AND LEGAL FORMS OF LEGAL ENTITIES WHICH ARE COMMERCIAL CORPORATIONS ...**

| | |
|--|---|
| <input type="checkbox"/> ORGANIZATIONAL AND LEGAL FORMS OF LEGAL ENTITIES WHICH ARE COMMERCIAL CORPORATE ORGANIZATIONS | <input type="checkbox"/> Agricultural artels (collective farms) |
| <input type="checkbox"/> Business partnerships | <input type="checkbox"/> Fishing artels (collective farms) |
| <input type="checkbox"/> Full partnerships | <input type="checkbox"/> Cooperative farms (koopfozy) |
| <input type="checkbox"/> Partnership on faith (limited partnerships) | <input type="checkbox"/> Production cooperatives (except agricultural production cooperatives) |
| <input type="checkbox"/> Business societies | <input type="checkbox"/> Unitary enterprises |
| <input type="checkbox"/> Limited or additional liability companies | <input type="checkbox"/> Unitary enterprises based on the right of operational management (state-owned enterprises) |
| <input type="checkbox"/> Limited Liability Companies | <input type="checkbox"/> Federal state-owned enterprises |
| <input type="checkbox"/> Additional Liability Companies | <input type="checkbox"/> State-owned enterprises of the Russian Federation |

Example: Multistat Enterprises Advanced Search : http://multistat.ru/index.php?menu_id=9311033100

Forms of Ownership for Legal Entities

ОКФС — Russian Classifications of Property Ownership

Общероссийский классификатор форм собственности (1999)

<http://www.gks.ru/metod/okfs-tiz.doc>

- Russian
- Foreign
- Mixed

| | |
|---|---|
| <input type="checkbox"/> RUSSIAN PROPERTY | <input type="checkbox"/> Joint federal and foreign ownership |
| <input type="checkbox"/> State property | <input type="checkbox"/> Joint ownership of subjects of the Russian Federation and foreign ownership |
| <input type="checkbox"/> Federal property | <input type="checkbox"/> Joint municipal and foreign property |
| <input type="checkbox"/> Property of constituent entities of the Russian Federation | <input type="checkbox"/> Joint private and foreign property |
| <input type="checkbox"/> Municipal property | <input type="checkbox"/> Joint ownership of public and religious organizations (associations) and foreign ownership |
| <input type="checkbox"/> Property of public and religious organizations (associations) | <input type="checkbox"/> Mixed Russian property with state ownership |
| <input type="checkbox"/> Private property | <input type="checkbox"/> Mixed Russian property with a federal share |
| <input type="checkbox"/> Mixed Russian property with a share of ownership of the constituent entities of the Russian Federation | <input type="checkbox"/> Mixed Russian property with a share of ownership of the constituent entities of the Russian Federation |

Example: Multistat Enterprises Advanced Search : http://multistat.ru/index.php?menu_id=9311023100

Classification of Economic Activity

ОКВЭД 2 (OKVED 2) — Russian Classification of Economic Activities | Общероссийский классификатор видов экономической деятельности (2014)

<http://www.gks.ru/metod/OKVED2.rar> <https://classifikators.ru/okved>

Harmonized with NACE Rev. 2

Replaced ОКВЭД (2001-2014), ОКОНХ All Union Classification of Sectors of People's Economy (discont. 2003)

| | |
|--|---|
| <input type="checkbox"/> [01] Crop and livestock production, hunting and related services in these areas | <input type="checkbox"/> [38.22.9] Treatment and disposal of other hazardous waste not included in other categories |
| <input type="checkbox"/> [01.1] Growing annual crops | <input type="checkbox"/> [38.3] Processing of recycled materials |
| <input type="checkbox"/> [01.11] Growing grains (except rice), leguminous crops and oilseeds | <input type="checkbox"/> [38.31] Dismantling of equipment that can not be restored |
| <input type="checkbox"/> [01.11.1] Cultivation of grain crops | <input type="checkbox"/> [38.32] Disposal of sorted materials |
| <input type="checkbox"/> [11.11.11] Cultivation of wheat | <input type="checkbox"/> [38.32.1] Sorting materials for further use |
| <input type="checkbox"/> [11.11.12] Cultivation of barley | <input type="checkbox"/> [38.32.11] Sorting metallic materials for further use |
| <input type="checkbox"/> [11.11.13] Growing rye | <input type="checkbox"/> [38.32.12] Sorting non-metallic materials for further use |
| <input type="checkbox"/> [11.11.14] Growing corn | <input type="checkbox"/> [38.32.2] Treatment of waste and scrap of precious metals |

Classification of Products by Economic Activities

ОКДП 2 Общероссийский классификатор продукции по видам экономической деятельности (2014)

<http://www.gks.ru/metod/okpd2.rar>

OKPD codes 2

- A [Products of agriculture, forestry and fisheries](#)
- B [Products of mining industries](#)
- C [Products manufacturing industries](#)
- D [Electricity, gas, steam and air conditioning](#)
- E [Water supply, water disposal, waste disposal and reclamation services](#)
- F [Buildings and construction works](#)
- G [Wholesale and retail services; repair services for motor vehicles and motorcycles](#)
- H [Transportation and warehousing services](#)
- I [Hotel and catering services](#)
- J [Information and communication services](#)
- K [Financial and insurance services](#)
- L [Real Estate Services](#)
- M [Services related to scientific, engineering and professional activities](#)
- N [Administrative and support services](#)
- O [Services in the field of public administration and military security; compulsory social security services](#)

The entry in the classifier with code 27 contains 6 clarifying (child) codes.

- 27.1 [Electric motors, generators, transformers and electrical distribution and control instrumentation](#)
- 27.2 [Batteries and rechargeable batteries](#)
- 27.3 [Cables and cable fittings](#)
- 27.4 [Electrical lighting equipment](#)
- 27.5 [Household appliances](#)
- 27.9 [Other electrical equipment](#)

The hierarchy scheme in the OKPD 2 classifier for code 27:

- OKPD 2 (upper level)
 - ...
 - C - Products of processing industries (level above)
 - 27 - Electrical equipment (current level)
 - 27.1 ... 27.9 - (level below: 6 codes)

Example: <https://classifikators.ru/okpd/>

Company Reporting

- All legal entities: Forms of Federal Statistical Observation and Financial Accounting
<http://www.gks.ru/metod/forma.html>
- Russian Accounting Standards (RAS) harmonized with IFRS
- International Financial Reporting Standards (IFRS) - mandatory for public companies since 2012
<https://www.ifrs.org/-/media/feature/around-the-world/jurisdiction-profiles/russia-ifrs-profile.pdf>
- Verifying the Business Standing of the Russian Companies (Ministry of Economic Development)
<http://www.ved.gov.ru/eng/companies/business/>
- Moscow Stock Exchange <https://www.moex.com/en/>

These agencies are assigned to provide disclosure in equity markets

RUSLANA (Bureau Van Dijk) \$ fee-based

| | |
|------------|--|
| Seldon 2 | www.basis.myseldon.com |
| AK&M | www.disclosure.ru |
| AZIPI | www.e-disclosure.azipi.ru |
| Interfax | www.e-disclosure.ru |
| Prime-TASS | www.1prime.ru |
| SKRIN | www.skrin.ru |

Interfax e-disclosure.ru

Translated by Chrome

DISCOVERY CENTER
CORPORATE INFORMATION

tel. : +7 (495) 787-5213, 8-800-200-4818 (on web)

Distributor Identification Code No. 0003

Show original Options

Login Registration

HOME PAGE SEARCH BY COMPANY SEARCH BY MESSAGE SERVICES FOR COMPANIES ALL ABOUT REVEALING ABOUT THE PROJECT

Leaders of disclosure for the year

| Rank | Messages |
|------|----------|
| 1 | 601 |
| 2 | 648 |
| 3 | 1373 |
| 4 | 2049 |
| 5 | 6325 |

Total Messages for the Period: **153986**

| | |
|---|--|
| 1 | NKO JSC NSD |
| 2 | VTB Bank (PJSC) |
| 3 | Vnesheconombank |
| 4 | PJSC "Coke" |
| 5 | ING BANK (EURASIA) JSC |

Search by company

What companies report (number of posts in the last 24 hours)

| Category | Number of posts |
|---------------------------------|-----------------|
| Deals | thirty |
| Supervisors | 37 |
| Disclosure of quarterly reports | 61 |
| Management decisions | 186 |

Search by posts

**УСЛУГИ ПО РАСКРЫТИЮ
ИНФОРМАЦИИ АКЦИОНЕРНЫМ
ОБЩЕСТВОМ**

Узнать больше

New in the largest companies

| company | date | new |
|-----------------------------|----------|-----|
| ING BANK (EURASIA) JSC | 11/02/18 | |
| PJSC "Gazprom Neft" | 11/02/18 | |
| Vnesheconombank | 11/02/18 | |
| PAO ANK "Bashneft" | 11/02/18 | |
| PJSC "M.video" | 11/02/18 | |
| PJSC "Nizhnekamskneftekhim" | 11/02/18 | |
| PIK Group OJSC | 11/02/18 | |
| PJSC "Mechel" | 11/02/18 | |
| PJSC CB "Vostochny" | 11/02/18 | |
| VTB Bank (PJSC) | 11/02/18 | |
| JSC "GIDROMASHSERVIS" | 11/02/18 | |
| PJSC "Orelstroy" | 11/02/18 | |
| JSCB "Power" PJSC | 11/02/18 | |
| JSC "GAZKON" | 11/02/18 | |
| PJSC "Children's World" | 11/02/18 | |
| GAZ-Tek O.JSC. | 11/02/18 | |

News Feed - Messages from Disclosure Subjects

Company name:

name, or name of the manager, or code



COMPANY CARD

Company card ▼ Documentation ▼ Reporting ▼ Information for shareholders

[Search](#) | [Print Registers](#)

PJSC "Gazprom Neft"

GENERAL INFORMATION

| | |
|----------------------------------|--|
| Full company name | PJSC "Gazprom Neft" |
| Short company name | |
| Location | |
| Address (mailing address) | Russian Federation, 190000, St. Petersburg, ul. Pochtamtskaya, d.3-5 |
| Date of state registration | 10/6/1995 |
| State Registration Number (OGRN) | 1025501701686 |
| TIN | 5504036333 |
| Registered authority | Inspection of Federal Tax Service No. 1 in the Central Administrative District of Omsk |
| Full name of the head | Dyukov Alexander Valerievich |
| Head phone | +7 812 363-31-52 |
| Web page address | http://www.e-disclosure.ru/portal/company.aspx?id=347 http://ir.gazprom-neft.ru/ |

ANNOUNCEMENTS

- 07/01/2018 - 12/31/2018 Mos
[The program of free and paid semina agency for the 2nd half of 2018.](#)
- 11/07/2018 - 11/08/2018 St. P
[Full course on information disclosure securities.](#)
- 11/14/2018 - 11/15/2018 Ufa
[Changes in the Federal Law on the J authorities. Disclosure and sanctions. Antitrust regulation. The direction of t of legislation in 2018.](#)
- 11/16/2018 Moscow
[Conference CORPORATE LAW: TIM IDEAS](#)
- 11/22/2018 - 11/23/2018 St. P
[Disclosure and sanction. Changes in Communication problems with shareh](#)

All a

Small and Medium Enterprises

Единый реестр субъектов малого и среднего предпринимательства

MENU THE MAIN ABOUT THE REGISTRY **SEARCH** STATISTICS QUESTIONS AND ANSWERS FOR DEVELOPERS ENTRANCE



UNIFIED REGISTER OF SMALL AND MEDIUM-SIZED BUSINESSES

Search

NORMAL SEARCH

ADVANCED SEARCH

SEARCH BY INN LIST

Subject Type:

- Entity
- Individual entrepreneur

Subject category:

- Micro-enterprise
- Small business
- Medium-sized enterprise

Newly created:

- Yes
- Not

Date of inclusion in the registry:

with by

Region:

Area:

City:

Locality:

- Licenses
- Availability of concluded contracts
- Innovative, high-tech products
- Participation in partnership programs

СУБЪЕКТОВ: 5 958 421
РАБОТНИКОВ: 15 976 492
ПРОДУКЦИИ: 4 503

ВСЕ МИКРО МАЛЫЕ СРЕДНИЕ ВСЕ ИП ЮЛ

По состоянию на:



- Medium 101-250 employees
- Small up to 100
- Micro up to 15

Rosstat: Continuous Statistical Observation of Small and Medium Businesses 2010 and 2015

http://www.gks.ru/free_doc/new_site/business/prom/small_business/per_Mal-i-Sr.htm

<https://rmsp.nalog.ru/ral>

- Contents**
- Population
 - Labour
 - Living standards of population
 - Education
 - Public health
 - Offences
 - Production and use of gross domestic product
 - Industry
 - Agriculture
 - Construction
 - Transport and communication
 - Trade and services rendered to population
 - Finances
 - Investments
 - Prices
 - External economic activities

Main indicators

- Population
- Population by age groups
- Vital statistics
- Crude vital rates
- Marriages and divorces
- Death rates by main chapters of causes

Release dates

Methodological guidelines and commentary

- Methodological guidelines



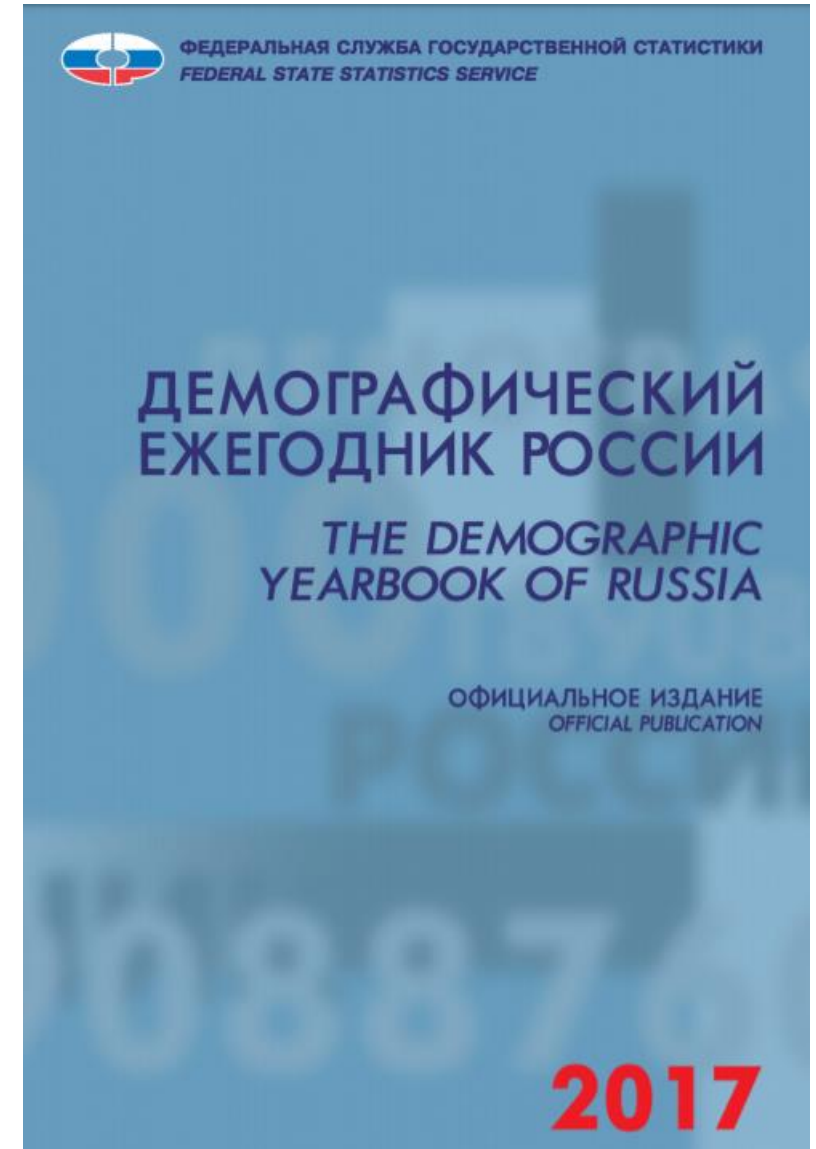
Population
Rosstat page in English
vs.
Russian translated by
Chrome

http://www.gks.ru/wps/wcm/connect/rosstat_main/rosstat/en/figures/population/

http://www.gks.ru/wps/wcm/connect/rosstat_main/rosstat/ru/statistics/population/demography/

Population

- Rosstat data on Population
- Demographic Yearbook of Russia
 - Published since 1994
 - Administrative-territorial division
 - Age and sex composition
 - Birth and death; cause of death
 - Marriage and divorce
 - Migration
 - Reproduction



Выпуски прошлых лет (Archives):

| | 2002 | 2005 | 2006 | 2007 | 2008 | 2009 | 2010 | 2012 | 2013 | 2014 | 2015 |
|--------------------|------|------|------|------|------|------|------|------|------|------|------|
| WEB-доступ | | | | | | | | | | | |
| Электронные версии | | | | | | | | | | | |

Population Census

1897, 1926, 1937 (unpublished), 1939, 1959, 1970, 1979, 1989, 2002, 2010

1959 and 1970 – as of 15 January

1979 as of 17 January

1989 – as of 12 January

2002 – as of 9 October

2010 – as of 14 October

1959 – present population (de facto)

1970, 1979, 1989, 2002 and 2010 censuses – resident population (permanent residence)



2018 Test Population Census

October 1-31, 2018

First Digital Census

Gosuslugi.ru - portal of government services

Use of tablets by enumerators in 10 pilot districts

<https://www.ppn2018.ru/>

Relationship to head of household, sex, date of birth, marriage status, birth place, foreign languages, native language, citizenship, ethnicity, education, sources of income, employment status, place of work, how long in this location, previous residence, living in other countries; housing characteristics

Forms: <https://www.ppn2018.ru/documents/perepisnye-listy>



2020 Population Census

Demoscope Weekly

Institute of Demography
Higher School of Economics

Data from Population Censuses Translated by Chrome

<http://www.demoscope.ru/weekly/ssp/census.php?cy=0>

ДЕМОСКОП Weekly № 787 - 788
October 22 - November 4, 2018
[about the project](#)

Institute of Demography of the National Research University "Higher School of Economics"
[front page](#) • [content](#) • [reading room](#) • [applications](#) • [ads](#) • [Search](#) • [archive](#)

Population census of the Russian Empire, USSR, 15 new independent states

- ▶ [The first general census of the Russian Empire in 1897](#)
 - ▶ [All-Union census of 1926](#)
 - ▶ [All-Union census of 1939](#)
 - ▶ [1959 All-Union Population Census](#)
 - ▶ [1970 All-Union Population Census](#)
 - ▶ [1979 All-Union Population Census](#)
 - ▶ [1989 All-Union Population Census](#)

Population of the USSR, RSFSR and its territorial units by sex
Population of the union republics of the USSR and their territorial units by sex
The urban population of the RSFSR, its territorial units, urban settlements and urban areas by sex
The urban population of the union republics, their territorial units, urban settlements and urban areas by sex
The population of the rural population of the RSFSR - residents of rural settlements - regional centers by sex
The rural population of the Union republics - residents of rural settlements - regional centers by gender
Distribution of the population of the USSR and regions of Russia by sex and age
Distribution of the population of the union republics and their regions by sex and age
Distribution of the population of the USSR and the Union republics by sex and age (1-year-old)
Distribution of the population of the regions of the RSFSR by sex and age (1-year-old)
Distribution of the population of the regions of the Union republics (except for the RSFSR) by sex and age (1-year-old)
Distribution of the population of the USSR and regions of Russia by marriage status, sex and age
Distribution of the population of the Union republics and their regions by marital status, sex and age
Distribution of urban and rural population of Russia by matrimonial state, sex and age (1-year-old)
Average number of children born per 1000 women by age, level of education and republics of the USSR
Average number of children born per 1000 women who are married, by age, level of education and republics of the USSR
Women of the most numerous nationalities of the USSR by age groups and number of children born
Women of the most numerous nationalities of the RSFSR by age groups and number of children born
Women of the most numerous nationalities of the Union republics except the RSFSR by age groups and number of children born
The national composition of the population in the republics of the USSR
Urban and rural population of the republics of the USSR by sex and nationality
National composition of the population by regions of Russia
Urban and rural population of the regions and territories of the RSFSR by sex and nationality
Urban and rural population of the regions of the republics of the USSR by sex and nationality
The distribution of the USSR population on nationality and language
The population of the Union republics of the most numerous nationalities and language
The entire population, urban, rural at the age of 15 years and older than the USSR, RSFSR, its autonomous republics, autonomous regions and districts, territories and regions by education level and sex
Distribution of the population of the USSR and the Union republics by level of education and age
Distribution of the population of the republics of the USSR and their regions by birthplace

- ▶ [2002 All-Russian Population Census](#)
- ▶ [2010 All-Russian Population Census](#)

See also census data by type of demographic table.

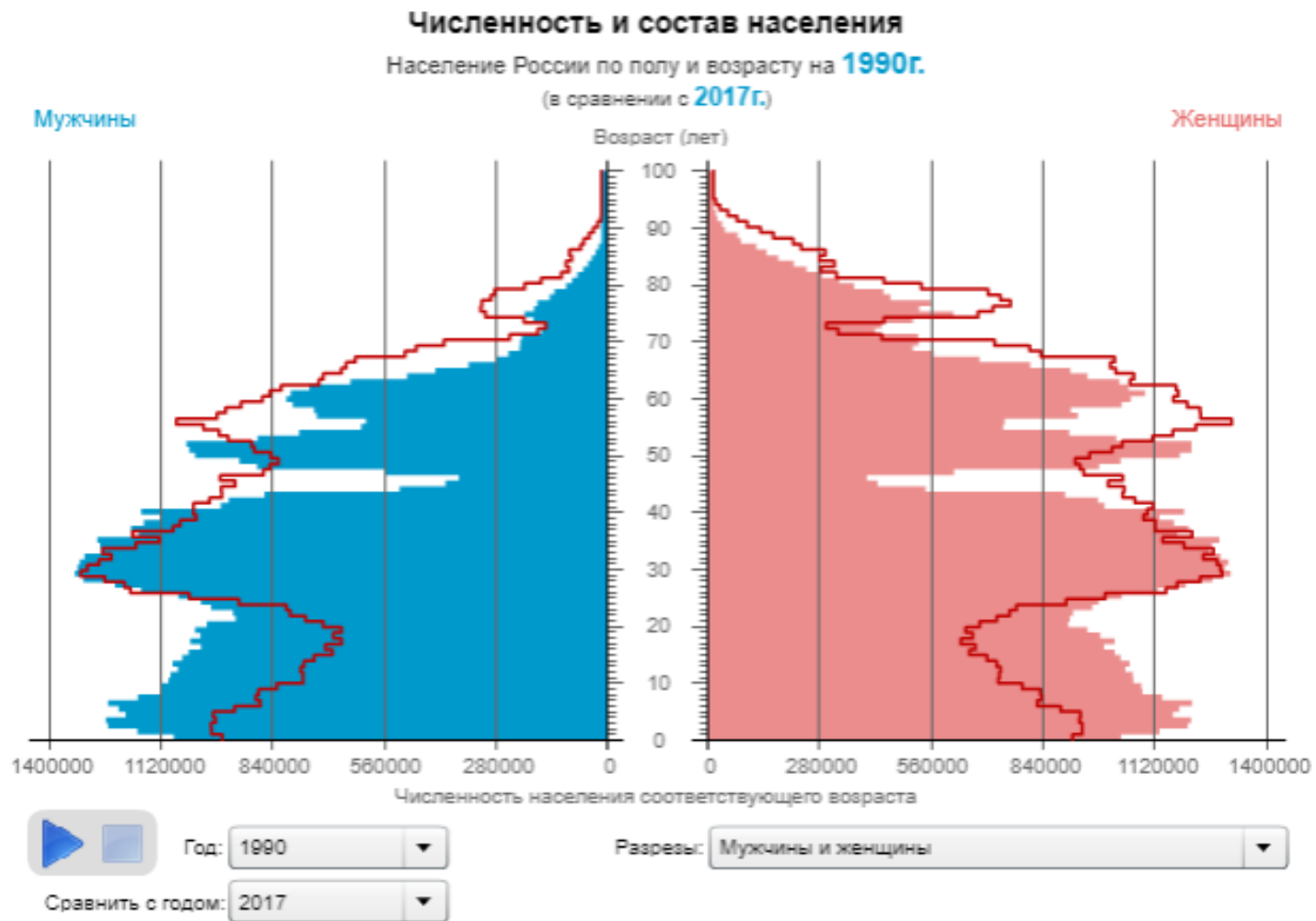
Date of update of the table of contents of population censuses - 03/22/2014

Media Registration Certificate
EI No. FS77-54569 dated
03/21/2013
demoscope@demoscope.ru ©
Demoscope Weekly
ISSN 1726-2887

Demoscope Weekly is published with the support of:
the United Nations Population Fund (UNFPA) - www.unfpa.org (since 2001) of
the John D. and Catherine T. MacArthur Foundation - www.macfound.ru (since 2004) of
the Non-Commercial Programs Fund Dynasty - www.dynastyfdn.com (since 2008) of the
Russian Humanitarian Scientific Foundation - www.rfh.ru (2004-2007) of the
National Institute for Demographic Studies (INED) - www.ined.fr (since 2004)
UNESCO - www.unesco.org (2001) UNESCO Moscow Office - www.unesco.org (2005)

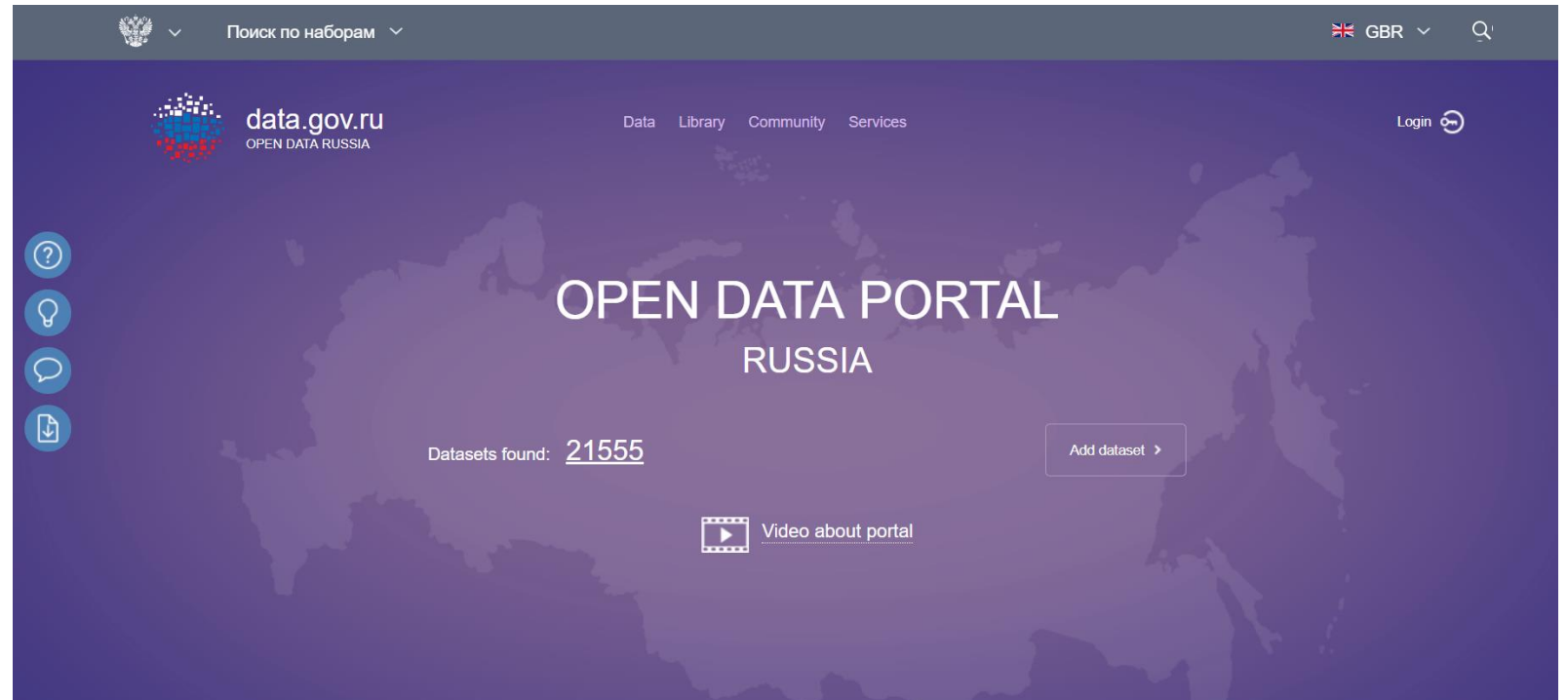
Interactive Tool: Age and Sex Pyramid 1990 as Compared to 2017

<https://bit.ly/10DnSxG>





























Open Data

- Open data initiative since 2012
- Open Data Portal since 2015
 - 21 ministries
 - 62 agencies
 - 11 website



Open Data Barometer (World Wide Web Foundation) ranking #13

| Country | Score OUT OF 100 | Score Change SINCE FIRST EDITION | Score Trend OVER PAST EDITIONS | Readiness OUT OF 100 | Implementation OUT OF 100 | Emerging Impact OUT OF 100 |
|--|---------------------|-------------------------------------|---|-------------------------|------------------------------|-------------------------------|
|  Canada See details | 76 | 18 ▲ |  | 86 | 87 | 55 |
|  United Kingdom See details | 76 | -4 ▼ |  | 83 | 89 | 57 |
|  Australia See details | 75 | 17 ▲ |  | 79 | 84 | 62 |
|  France See details | 72 | 17 ▲ |  | 84 | 77 | 55 |
|  Korea See details | 72 | 25 ▲ |  | 82 | 67 | 67 |
|  Mexico See details | 69 | 33 ▲ |  | 79 | 67 | 62 |
|  Japan See details | 68 | 24 ▲ |  | 78 | 68 | 58 |
|  New Zealand See details | 68 | 5 ▲ |  | 79 | 72 | 52 |
|  United States of America See details | 64 | -11 ▼ |  | 79 | 76 | 37 |
|  Germany See details | 58 | 2 ▲ |  | 76 | 72 | 27 |
|  Uruguay See details | 56 | 23 ▲ |  | 71 | 70 | 28 |
|  Colombia See details | 52 | 25 ▲ |  | 69 | 60 | 28 |
|  Russia See details | 51 | 10 ▲ |  | 62 | 59 | 32 |

Historical Statistics

Исторические материалы | Historical Materials

<http://istmat.info/statistics>

Digitized

Some sources searchable CTRL+F

Исторические МАТЕРИАЛЫ

«Я далеко не восторгаюсь тем, что вижу вокруг себя, но искренне желаю, что ни за что на свете я не хотел бы пережить. Ответств или иметь другую историю, кроме истории наших предков, такой, какой нам Бог ее дал»

LIBRARY DOCUMENTS STATISTICS MYTHS OF THE USSR HISTORY VIVE LIBERTIA GALLERIES FORUM ABOUT US

the main

Statistics

Currently posted on the site:

Docs: 24762
Publications: 4963
Files: 15248

Tag cloud

1937 Beria VTSIK Cheka Foreign Policy Foreign Trade GOELRO GPU Golod Kaganovich Kolkhoz Molotov NKVD NKID OGPU Political Bureau of the Red Army ROC Disposition of SNK STO Stalin CEC Central Committee of the CPSU (B) Yagoda Still

Statistics of the Russian Empire, USSR and Russian Federation

We kindly request all errors and inaccuracies to report to the address mail@istmat.info

To view the content correctly in the Google Chrome browser, you need to install the PDF Viewer extension.

STATISTICS OF THE RUSSIAN EMPIRE

Sets of statistical collections of the same name

- Military Statistical Yearbook
- All Russia: The Russian Book of Industry, Commerce, Agriculture and Administration
- Population movement in the European part of Russia
- Russian calendar A. Suvorin
- Statistical Yearbook (Council of Congresses of Industry and Commerce)
- Statistical Yearbook (CSK Edition)

Directories grouped by topic

- Budgets, labor, living standards
- Historical budget of the Russian Empire
- Population
- Education
- Industry
- Agriculture
- Statistical reference books and collections

- Statistical research " National wealth and national economic accumulation of pre-revolutionary Russia"

STATISTICS USSR

Sets of statistical collections of the same name

- Administrative division of the СССР
- Statistical Yearbook
- Socialist construction of the USSR
- National economy of the USSR
- USSR in numbers
- USSR industry
- Yearbooks of the Great Soviet Encyclopedia
- Collections of statistical materials
- The world of socialism in numbers and facts

- USSR State Budget
- The history of the industrialization of the USSR 1926-1941. Documents and materials
- USSR Agriculture
- Yearbooks of the bread trade and grain turnover of 1925-1933.

Directories grouped by topic

- Selected statistical reference books and yearbooks
- Foreign trade of the USSR
- USSR population

Questions?

Natasha Arguello

Natasha.Arguello@utsa.edu

@BizLibUTSA

Ekaterina Zatsepina

ezatsepina@gmail.com