

Equipment Controls

- Power Button**
Switches the power on/off for the currently selected device
Switches STB to power on or standby mode
- STB Button**
This button is pre-programmed to control the Entone device
- TV Button**
Select to control TV (if programmed)

- Input Button**
Changes the current A/V input of the selected device programmed (i.e. TV or AUX)
May be used when entering a period in certain channels
Displays on-screen keyboard for certain applications
- AUX Button**
Select to control another device (if programmed)

DVR Controls

- Rewind Button**
Rewinds video
 - Replay Button**
Goes back approx. 7 seconds
 - Pause Button**
Pauses video
 - Stop Button**
Stops playback of video
- Controls video program for LIVE TV / DVR / VOD*

- Forward Button**
Fast forwards video
- Skip Button**
Advances ahead in 30 second increments
- Play Button**
Plays video or resumes a paused program
- Record Button**
Starts or stops recording a program

Navigation Controls

- Options Button**
Provides additional options for certain on-screen menu or highlighted*
- Back Button**
Goes back one level within menus*
- Menu Button**
Displays on-screen menu or home screen
- Exit Button**
Exits the current menu item or back to LIVE TV
- Volume +/-**
Increases or decreases volume of the currently selected device
- Mute Button**
Toggle audio on or off
- Number Keys**
Allows direct access to specific channels and menu items

- Info Button**
Displays on-screen information about the current TV / VOD / DVR program
- Navigation Button**
Arrow Keys: Navigates up, down, left and right within the on-screen guide or menus
OK: Executes the currently selected menu option
- Guide Button**
Press to cycle through the on-screen guide and favorites lists
- Channel/Page Button**
Changes channel up/down or pages up/down within the on-screen program guide
- Last Button**
Press to change to previously tuned channel
- Closed Caption Button**
Press to enable/disable

- A/Yellow**
Search for a program or movie
- C/Red**
Go to the DVR List
- D/Green**
Jump to Now on the guide



- Turning Television ON/OFF**
1. Press **TV** to set remote to control your television.
 2. Press **Power** to turn ON/OFF your television.

- Changing Cable Channels**
1. Press **STB** to set remote to change cable channels.

NOVA

Remote Control Guide (US)



Table of Contents

OVERVIEW

- 2 Remote Control
- 5 Controlling Your Devices
- 6 Program Remote to Control Your Devices
- 7 Auto Search Procedures
- 8 Setup Keys Punch Through Procedures
- 8 Reset Punch Through Procedures
- 8 Reset Procedures

POWERING UP

- 9 Setting up Remote Control

APPENDIX

- 10 Troubleshooting
- 11 Device Codes: Audio-Amplifier
- 11 Device Codes: Audio-Accessory
- 11 Device Codes: Audio-Receiver
- 12 Device Codes: Television
- 15 Device Codes: TV Combo
- 16 Device Codes: Video-VCR
- 16 Device Codes: Video-DVD
- 17 Device Codes: Blu-Ray Disc

- 19 Declaration of Conformity

COPYRIGHT NOTICE

COPYRIGHT © 2016 Entone, Inc. All rights reserved.

This document contains proprietary information protected by copyright. No part of this publication may be reproduced, stored in a retrieval system, or transmitted in any form or by any means, electronic, mechanical, photocopying, recording or otherwise, without the prior written consent of Entone, Inc., 20863 Stevens Creek Blvd, Suite 300, Cupertino, CA 95014, U.S.A.

ENTONE, AMULET, KAMAI, MAGI and “Connecting the Home” are trademarks of Entone, Inc. Amino is a trademark of the Amino group of companies. All other trademarks or registered trademarks belong to their respective owners.

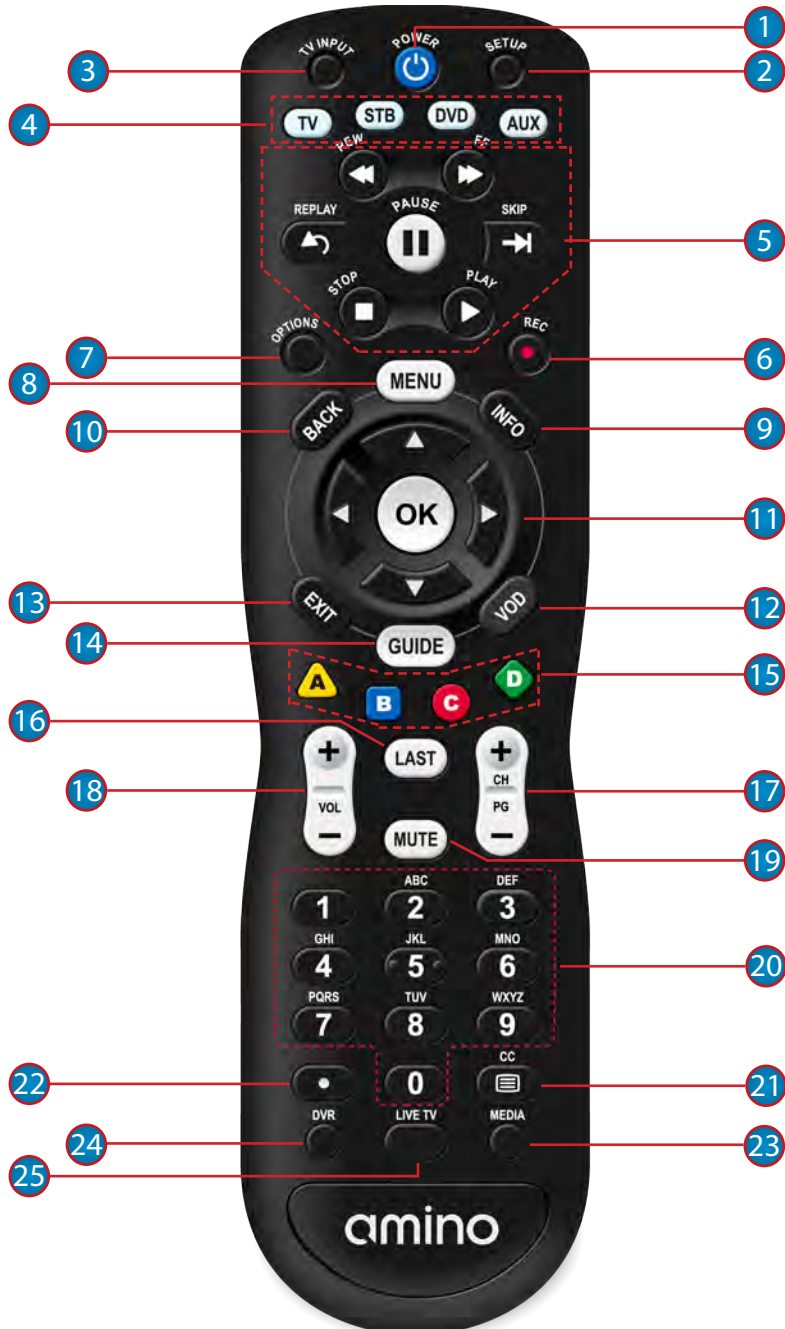
Disclaimer

Entone shall not be liable for any errors contained herein nor for any damages arising out of or related to this document or the information contained within it, even if the Company has been advised of the possibility of such damages. This document is intended for informational and instructional purposes only. The Company reserves the right to make changes to the specifications and other information contained in this document without prior notification.

Warranty

A warranty for your product is offered through your service provider, or the supplier from which you obtained it. In the case of your product requiring servicing, please contact your service provider directly.

OVERVIEW REMOTE CONTROL



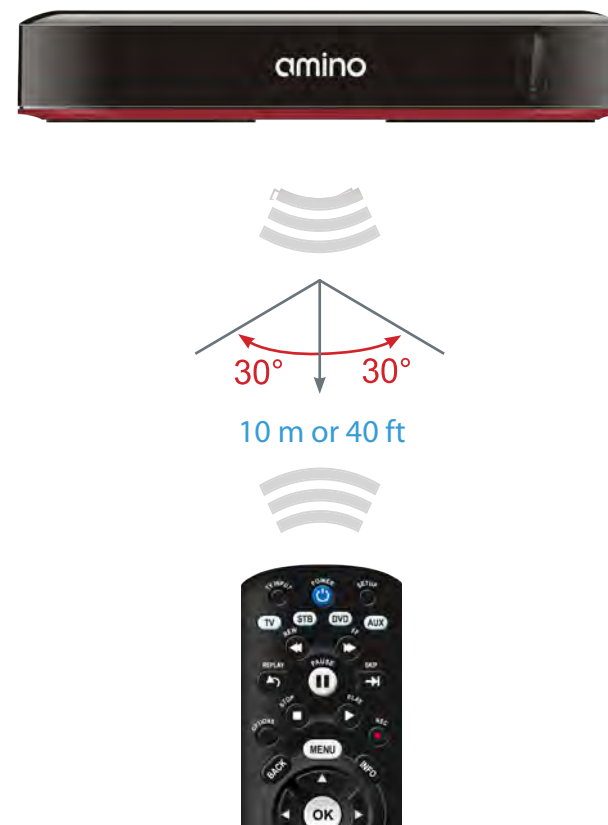
Button(s)	Description
1	POWER Switches the power on/o for the currently selected device Switches STB to power on or standby mode
2	SET UP Set up remote for TV
3	TV/ INPUT Changes the current A/V input of the selected device programmed (i.e. TV or AUX)
4	DEVICE CONTROL TV: Select to control TV (if programmed) STB: This button is pre-programmed to control the Entone device DVD: Select to control DVD (if programmed) AUX: Select to control another device (if programmed)
5	TRANSPORT KEYS REPLAY: Goes back approx. 30 seconds REW: Rewinds video FF: Fast forwards video SKIP: Advances ahead in 30 second increments PAUSE: Pauses video PLAY: Plays video or resumes a paused program STOP: Stops playback of video
6	REC Starts or stops recording a program
7	OPTIONS Provides additional options for certain on-screen menu or highlighted item*
8	MENU Displays on-screen menu or home screen
9	INFO Displays on-screen information about the current TV / VOD / DVR program
10	BACK Goes back one level within menus *
11	NAVIGATION ARROW KEYS: Navigates within the on-screen guide/menus OK: Executes the currently selected menu option LEFT/RIGHT: Rewinds/Fast forwards video
12	VOD Feature enabled by your service provider (contact service provider for details)
13	EXIT Exits the current menu item or back to LIVE TV
14	GUIDE Displays the on-screen program guide

Availability of certain features is dependent on your service provider

Button(s)	Description
15 SHORTCUT	Color-code buttons correspond to features that are enabled by your service provider (contact service provider for details)
16 LAST	Changes channel to the previously viewed channel
17 CH/PG	Changes channel up/down or pages up/down within the on-screen program guide
18 VOL +/-	Increases or decreases TV volume
19 MUTE	Turns TV volume on/off
20 NUMBER KEYS	Allows direct access to specific channels and menu items
21 CC	Toggles closed captioning on/off
22 DOT	Used when entering a period in certain channels Displays on-screen keyboard for certain applications
23 MEDIA	Feature enabled by your service provider (contact service provider for details)
24 LIVE TV	Feature enabled by your service provider (contact service provider for details)
25 DVR	Feature enabled by your service provider (contact service provider for details)

CONTROLLING YOUR DEVICES

The Nova remote control can be used to control other devices (e.g. TV) as well. It uses InfraRed (IR) light signals to control other devices. IR signals travel only short distances (10 meters or less), and cannot go through walls or other solid objects. You must point the remote directly at these devices, with no objects blocking the line of sight.



PROGRAM REMOTE TO CONTROL YOUR DEVICES

You can program the Nova to control other devices by

1. Locate the device code for your device in the Device Codes table provided in the Appendix starting on page 11. If you cannot find the device code for your device or it does not work after trying the listed device codes for your device brand, then you can try the auto search on page 7.
2. Turn on your device.
3. On the remote control, press the Device Control key (TV / STB / DVD / AUX) to choose the device mode.
4. Press and hold the "SETUP" key until the LED blinks twice.
5. Enter the five-digit device code for your device. If you perform this procedure correctly, the LED will blink twice. Otherwise, it has a long blink.
6. Press "Power" key. If your device turns off, setup is complete.
7. If your device does not turn off, repeat this procedure using the next code for your device brand.

Record working codes here

TV code	<input type="text"/>	<input type="text"/>	<input type="text"/>	<input type="text"/>	<input type="text"/>
DVD code	<input type="text"/>	<input type="text"/>	<input type="text"/>	<input type="text"/>	<input type="text"/>
AUX code	<input type="text"/>	<input type="text"/>	<input type="text"/>	<input type="text"/>	<input type="text"/>

AUTO SEARCH PROCEDURES

If your device does not respond to the remote control after trying all device codes listed for your brand, or if your brand is not listed, try searching for your device code as follows:

1. Turn on your device.
2. On the remote control, press the corresponding Device Control key (TV / DVD / AUX) to choose the device mode.
3. Press and hold "SETUP" key until the LED blinks twice.
4. Press number keys "9" - "9" - "1".
5. Press "Power" key.
6. Press "CH +" key repeatedly until your device turns off.
7. Press and hold "SETUP" key until LED blinks twice to save the working code.

KEYS PUNCH THROUGH SETUP PROCEDURES

By default, a key pressed on the remote control is sent to the selected device mode only. The punch through function allows specific keys to be sent to a particular device. (For example, the volume +/- key may need to be sent to the AUX device instead of the TV).

1. On the remote control, press and hold the "SETUP" key until the LED blinks twice.
2. Press number keys "9" - "7" - "8".
3. Press source device mode, e.g. TV.
4. Press keys to punch through, e.g. VOL + / -, MUTE.
5. Press target device modes, e.g. STB, DVD.
6. Press and hold the "SETUP" key until the LED blinks twice.
7. LED has a long blink in case of error.

RESET PUNCH THROUGH PROCEDURES

1. Press and hold the "SETUP" key until the LED blinks twice
2. Press keys "9" - "7" - "8"
3. Press and hold the "SETUP" key until the LED blinks twice.
4. LED has a long blink in case of error.

RESET PROCEDURES

1. Press and hold the "SETUP" key until the LED blinks twice
2. Press keys "9" - "7" - "7"
3. Press and hold the "SETUP" key until the LED blinks twice.
4. LED has a long blink in case of error.

POWERING UP SETTING UP REMOTE CONTROL

1. Locate the two AA batteries and remote control in the accessory box
2. To open the battery cover, press down on the battery cover latch and slide it off
3. Insert the AA batteries, matching the "+" and "-" marks on the batteries to the "+" and "-" marks on the interior of the remote control
4. Snap the battery cover back onto the remote control



APPENDIX TROUBLESHOOTING

Problem	Solution
The LED does not blink when a key is pressed	Replace the batteries with two (2) new AA batteries
LED blinks when key is pressed but TV or STB does not respond	Make sure you are aiming the remote control at your device and that you are within 25 feet of the device you are trying to control
The remote control does not control TV functions	Follow "Controlling your tv" on page 5 to program the remote to control your TV
The LED blinks 5 times with each key press	The batteries need replacement. Replace the batteries

DEVICE CODES

Your Nova Remote Control can control many brands and models of devices. The following pages list device codes for many brands of devices. Many brands list more than one code, and you may need to test several codes to find the best match for your devices. Your devices may be supported even if your brand is not shown in the list below. If you cannot locate your brand, or none of the listed device codes works, then you may still use the "Auto Search Procedures" on page 7 to try to locate a suitable device code.

AUDIO - AMPLIFIER					
Denon	32706, 32134	LG	33217, 33996	Carver	30189, 30121, 31189
Durabrand	31568	Martin Logan	33526	Coby	31389, 32748, 33218
Halcro	31934	Onkyo	33984, 33992	Curtis	31389
Harman/Kardon	30892, 33045	Panasonic	33323, 33409	Denon	32857, 31360, 32516, 33347, 32820, 32279
Left Coast	30892	Philips	33962, 32675, 33282, 34012	Dynex	32971
Marantz	32138, 30892, 31892	Pinnacle	33774, 33728	Epworth	30121, 31641, 30158, 30189
Memorex	31568	Speakers		Gateway	31517
Optimus	30823	Pioneer	33956	GE	33297
Parasound	31934	Polk Audio	33429	General Electric	33297
Philips	30892	Proficient	33661	Harman/Kardon	32241, 31304, 32443, 33418, 30189, 32670
Pioneer	30823	RCA	33969	Insignia	32175, 31030, 32169, 32472, 32929, 32966, 33210, 31077
Polk Audio	30892	Samsung	32660, 32609	Integra	31805, 32730, 31320, 32503, 30135, 31298
RCA	30823	Sharp	33736, 33097	JBL	32241
Regent	31568	Sonos	33919	Jensen	31389
Sony	33903	Sony	33700, 32610	JVC	31676, 32040, 31374, 32331, 32239, 31871, 33115, 33274
AUDIO - ACCESSORY		SpeakerCraft	33661	Kenwood	31570, 31313, 30186, 31293
Apple	31115	Toshiba	33627	KLH	31390
AudioSource	33721	VIZIO	32454	LG	32197, 32676, 32284, 33285, 31293
B & W	33943	Yamaha	32458, 32021, 33153, 33917	Linn	30189
Bose	33708	ZVOX	32332, 33913, 32334		
Boston	33698	AUDIO - RECEIVER			
Acoustics		Aiwa	30121, 31641, 30158, 30189		
Bowers &	33943	Alco	31390		
Wilkins		AMC	31077		
Curtis	33942	Anthem	33294		
Definitive	33645	Anthem	33294		
Technology		Statement			
Denon	32502	Arcam	31189, 30189		
Dynavox	33231	Audiotronic	31189		
Haier	33516	Audiovox	31390		
Harman/Kardon	33517	Bose	31933, 31629, 33959		
iLive	33175				
Insignia	33951				
JBL	33756, 33535				
JVC	33049				
Klipsch	33915				

Magnavox	30189, 31189, 31831	Thorens	31189	Baysonic	00180	Daytek	02241		00051, 00178, 00765	00171, 00463, 01385, 01660,	
Marantz	31289, 32114, 30189, 31189	Toshiba	31788, 31123	Bell & Howell	00154	Dell	01403, 01863, 01264	General Electric	00451, 01547, 01447, 01347, 00051, 00178, 00765	01963, 02184, 02416, 02751, 03227	
McIntosh	31289	Venturer	32426	BGH	04029, 00898, 04070, 02414, 00876, 03485, 04028, 04030	Denon	00145				
Micromega	31189	Vtrek	32426			Digital	01765				
Myryad	31189	Wards	30158, 30189			Lifestyles					
Nakamichi	31313	Yamaha	32061, 32467, 33030, 30176, 31276, 30376, 33580, 31815, 31376, 30186	Blue Sky	02153, 03997	Disney	01892, 01665	GFM	00171, 01665, 01963, 01886, 01864, 01865	Inteq	00017
Norcent	31389			Bradford	00180	Dukane	01398			iRIS	02189
Nova	31389			Britania	02414	Dumont	00017			IRT	00451, 01661
Onkyo	31805, 31320, 32730, 32503, 30135, 31298	Zenith	31293, 32197	Broksonic	00463, 01935, 01938, 01892	Durabrand	00463, 00171, 01570, 01665, 00178, 00180	Gibraltar	00017	iSymphony	03429, 03382, 03118, 03094, 03863
		TELEVISION		CCE	03782, 04091, 00623, 04092			GoldStar	00178		
Optimus	31023, 30186	888	04159	Celera	00765	Dynex	02049, 01463, 02184	GPX	03980, 03977, 03196	JC Penney	01347, 00051, 00178, 00156
Panasonic	32967, 31275, 31288, 31633, 32452, 33055, 33309, 31763, 32745, 32105, 31308, 31676	Acer	01339, 04143	Champion	01362			Gradiente	01369, 01029	JCM	02189, 02256
		Admiral	04030, 03485, 04111, 00093, 00463	Changhong	03814, 00765	Electrograph	01755, 01623	Grundig	00672	Jensen	01326, 03204, 00761
				Cineral	00451	Electrohome	00463, 01570, 01670	Grunpy	00180		
		Advent	00761, 01570	Citizen	01935			Haier	01749, 02309, 01748, 03382, 01753, 03429, 02293, 02876, 03987, 04120, 01570, 03204	JVC	01774, 01601, 02321, 02271, 01253, 00053, 03650, 00463, 01670, 03841, 04070, 02264, 00650, 01892
Philco	31390, 31831	Affinity	03717, 03716, 03870, 03577	Clarion	00180	Electron	02466, 02855				
Philips	30189, 32459, 31831, 32289, 31266, 32311, 31189			Claris	03807	Elektra	00017, 01661	Hallmark	00178	KC	04182
		Aiwa	01362	Coby	03478, 03627, 02315, 02344, 02306, 02314, 02345, 01634, 02338, 02326, 02340, 03629, 01538, 02347, 02348, 03202	Element	03559, 01687, 02183, 02964, 01886	Hannspree	01348, 02786, 01351	KDS	01498, 01687
Pioneer	31123, 31935, 31384, 32432, 31023, 32612	Akai	00702, 01675, 00812, 01385, 00672, 01935, 00765			Emerson	01864, 01394, 03623, 00171, 00463, 01963, 00180, 01913, 01886, 00178, 01944, 00623, 01661, 01665, 02183, 00451, 00154, 03559	Harvard	00180	KEC	00180
		Alfide	00672	Commercial Solutions	00180			Havermy	00093	Ken Brown	04056, 04099
Polk Audio	31289, 30189	America	04179	Contec	00180			H-Buster	03620, 03419	Kioto	00785
Proscan	31254	America Action	00180	Contex	04053	Emprex	01765	Hello Kitty	00865	KLH	00765
RCA	31254, 32041, 32611, 32426, 33297, 32655, 31123, 31390, 32719, 33281, 31023	Anam	00180	Continental	01682, 03321, 04179	Encross	00876	Hewlett	00451	Kolin	01240
		AOC	01589, 03720, 01365, 02014, 04170, 02087, 02402, 01590, 02479, 02621, 04184, 04185, 03707, 04101, 04169, 04173	Continental	03322, 03321	Envision	01589, 01365, 02087, 02014, 02621	Packard	01642	Konka	01939, 01385
Samsung	31868, 32809, 33154, 32137, 31500, 31304			Coradir	02844			HiSense	04179, 00180, 03519, 02183, 01660, 02098, 01314, 00748, 03382, 04029	Kreislen	00876
		Aomni	01623	Craig	00180, 03423	ESA	00812, 00171, 01944, 01963	Himitsu	04179, 00180	KTV	00180
Sansui	30189	Apex Digital	00765, 02397, 00748, 01217, 00890	Crown	00180, 00672	EQD	02014, 02087, 02277	Hitachi	01643, 03644, 00145, 01145, 01345, 03639, 02433, 03697, 00679, 02215, 02981	Legend	02397, 02309
Sharp	31077, 31905, 31517, 32169, 33120			Crown Mustang	00672, 00898	EQD Auria	02014, 02087, 02277			Lexus	03638
Sherwood	31077, 31905, 31517, 32169, 33120	Ario	02397	Curtis	03577, 02855, 03121, 02466, 02352, 03895, 02397, 03939, 01326, 03636, 04035, 01314, 02559, 03228, 03382			Hitech	01682, 01814, 04179, 04183	LG	02731, 01423, 01859, 02358, 00178, 03941, 03397, 04017, 02424, 01265, 03979, 01753, 00017
Sherwood	31077, 31905, 31517, 32169, 33120	Astar	01738, 01531			ESA	00812, 00171, 01944, 01963			LodgingStar	03147
Newcastle	32169	Asus	03340			Fair Mate	01326	Hiteker	03118	LXI	00154, 00156, 00178, 00017, 01347
Sony	31622, 31759, 30158, 32172, 31758, 31822, 32475, 31058, 32522, 32860, 33257, 33372, 33456	Atvio	03638, 03636, 03653	Curtis Mathes	00451, 00702, 01661, 00093, 00145, 00154, 01347	Favi	03382	HP	01642	MAG	01687, 01498
		Audinac	00180			Fisher	00154, 01362	Hyundai	03418, 01814	Magnasonic	01913
Stereophonics	31023	Audiovox	02413, 01865, 00180, 01564, 01868, 01276, 01766, 01769, 02121, 03065, 00451, 00623			Fluid	02964	iLo	01665, 01684, 01990, 01463, 01286, 01394	Magnavox	01866, 03623, 02372, 02597, 01454, 01913, 01944, 01963, 01455, 01990, 03708, 00171, 01365, 00051, 01755, 01867
Sunfire	31313					Frigidaire	02231				
Teac	31390	Auria	02087, 02014, 02277	CXC	00180	Funai	01864, 00171, 00180, 01271, 01394, 01963	Imperial	04183		
Technics	31308, 31633	Aventura	00171	Cytron	01326			Initial	01990		
				Daewoo	01661, 00623, 00451, 00661, 00672, 00154	Futurtech	00180	Insignia	02049, 01641, 01564, 01326, 02002, 01423, 01892, 01517,	Magnum	04179

Marantz	01398, 01454		03134, 03327,	04035, 01687,		00650, 00178		02528		01330, 01627,
Matsushita	00051, 00250,		03767, 03835	02121, 00765,	Sansei	04030, 00451	Superscan	00864, 01944,		01640, 01755,
	00650	Norwood Micro	01286	00865, 01314,	Sansui	00463, 01892,		00093, 00171		02049, 02111,
Maxent	01755, 01757	NuVision	02158	01766, 04074,		03540, 01670,	Supersonic	03593, 03154,		02277, 00885,
MB Quart	01868	Ölevia	01610, 01240,	01286, 01326,		01935, 01463,		01753, 02104,		01542, 01564,
Megatron	00145, 00178		01331, 01144	02002		03564, 01938,		03595, 03204,		01578, 01742,
Memorex	00463, 01570,	Onwa	00180	01661, 00451		01409, 04053,		03894		01365
	01670, 01938,	Optimus	00250, 01927,	01753, 00761,		03377, 00171,	SVA	00748, 00865,	Viore	02352, 03382,
	00178, 01892,		01913, 01924,	01749		03559		01963		03118, 03429,
	01665, 00150,		00154, 00650,	00051	Prism	01142, 01362,	Sylvania	01864, 01886,		02104, 03863,
	00154, 01687,		00679	02183, 03382,	Proscan	00154, 03488,		00171, 01963,		03094, 01684,
	01924, 01927	Optique	02189	03577, 02256,		03697, 03861,		01944, 01913,		03594, 03154
MGA	00150, 00178	Optonica	00093	01447, 03332,		00799, 00088		01394, 01665,	VisionQuest	03154
Microsonic	01326, 02483,	Orion	00463, 01463,	03717, 03895,	Sceptre	03899, 02528,		01271, 01314	Vivitek	01369
	03328, 03419,		01938, 03485,	03939, 01347,		02337, 01217,	Symphonic	00171, 01913,	VIZIO	01758, 03758,
	03679		01892, 03540,	02147, 02746,		01360, 04139,		01944, 01963,		02707, 02757,
Midland	00017, 00051		03650	03429, 03636,		00878		01394, 00180		03415, 02512,
Mintek	01990	Panasonic	01480, 01291,	04035	Scotch	00178	Syntax	01610, 01240,		01756, 00864,
Miray	03847, 02414,		00250, 00650,	00178	Scott	00178, 00180		01144, 01331		00885
	02429, 03183,		02264, 00051,	01687, 01498	Sears	00154, 00156,	Tandy	00093	Vuon	03418
	04176, 04177,		01927, 01947,	00017		00171, 00178,	Tatung	01286, 01756	Wards	00178, 00017,
	01814, 03322,		01636, 01924,	02196		01547	TCL	02434, 03183,		00156, 00051,
	00785, 03485,		01941, 03825,	02196	Seiki	03953, 02964,		02429, 03426,		01156, 01347,
	04178, 00898,		00053, 00093,	02337		03559, 03560,		03847, 04176,		00154, 00180
	03309, 03321		00145, 00150,	00051, 00250,		00178		04177, 02414,	Waycon	00156
Misakai	00171		00154, 00156,	01291, 01927,	Seiko Epson	01122		03047, 00898,	Westinghouse	01712, 03579,
Mitsubishi	01250, 00150,		00178, 01271,	01924, 03899,	Seleco	01351		02403, 04178		03382, 00885,
Electric	00178, 01797,		01347	00650	Semivox	00180	Technics	00051, 00250,		01300, 03949,
	00093	Panavideo	03679	00180, 00178,	Semp	01743, 00156		00017, 01347,		02293, 03094,
Mitsui	04179, 03658,	Panavox	04057	00154	Semp Toshiba	01743, 03793,		00650		03470, 00889,
	03638	PARK	02104	02746, 02932,		03469, 00156	Techwood	00051		00890, 01282,
Motorola	00093	Penney	01347, 00051,	02434, 01447,	Sens	01865	Teknika	00180, 00150		02397, 03908,
Multitech	00180		00178, 00156	04214, 02247,	Serie Dorada	03814	Telefunken	02414, 00702,		00451, 00463,
NAD	01156, 00156,	Philco	03426, 02414,	03577, 01781,	Sharp	02360, 00818,		04025		01217
	00178		03639, 03697,	02187, 03382,		02951, 03394,	TMK	00178	White	00623, 01661,
Naxa	02104, 04093,		01665, 00171,	01547, 01347,		01602, 02402,	TNCi	00017	Westinghouse	00463, 01913
	03154, 03382,		01029, 01271,	03717, 03332,		03867, 00093	Tophouse	00180	Wyse	01365
	03423		01963, 01394,	00679, 02403,	Sheng Chia	00093	Toshiba	01524, 01656,	Xoceco	01753, 00761,
NEC	01797, 01704,		01661, 00145,	01661, 02429,	Sigmatc	03477, 03423		02724, 00156,		01749
	01398, 00876,		01362, 00463	03147, 03378,	Silo	03794, 03477,		03134, 01156,	Zenith	00017, 00178,
	02293	Philips	01867, 02372,	03419, 00093,		04182		01256, 02006,		01145, 01265,
NetTV	01755		01454, 01455,	01385, 01868,	Silo Digital	03794, 03477,		01935, 01945,		01859, 01423,
New Acoustic	01156, 00156,		02374, 02597,	02002, 02183,		04182		02684, 01743,		00145, 01661,
Dimension	00178		02708, 01744,	02855, 03938,	Siragon	04057		03469, 01704,		02731, 01365,
NEX	01814		01866, 02622,	03939, 00051,	Solé	01623		00650, 01369,		02358, 00463
Nexus	02183		00690, 00017,	00090, 03121,	Soneview	04179		01265, 00093,		
Electronics			03623, 00171,	03636, 04093	Sony	00810, 01300,		00154	TV COMBO	
Nikko	00178, 00017,		01944, 01365,	00154, 00180,	Realistic	01685	TruTech	01665, 01723	Admiral	00463
	01347, 00154,		01990, 01394,	00178		00178, 00180	TVS	00463	Advent	01570
	00156		01589	03847, 00898,	Recco	01520	Upstar	04182	Affinity	03870, 03717
Nimbro	02104	Pioneer	01457, 00679,	01814, 03183		01498, 01687	US Logic	01286	Akai	01675, 01935
Noblex	01362, 03697,		01260, 01398	01623	RevolutionHD	04041	Venturer	01865, 01868	America Action	00180
	04029, 03803,	Planar	00679, 01589	01398, 00017	Runco	00171	Victor	00053	AOC	04173
	04030, 00154	Polaroid	01523, 01769,	01755	Sampo	00180	Vidikron	01398	Apex Digital	00765
Norcent	01365, 01589,		01498, 01276,	02051, 00812,	Samsung	00180	Vidtech	00178	Astar	01531
	00748, 01590		01538, 01385,	01632, 03993,		03793	Viewsonic	02014, 02087,	Audiovox	01865, 02413,
Nordmende	03419, 03861,		01767, 03942,	00702, 00766,		02337, 01610,		03706, 00864,		00180, 01766,

	01769, 03065, 01868	Magnavox	02597, 01913, 01963, 01944,	Sylvania	03894	Directed Video	20717	Microsoft	22083, 22627, 20522	Sony	21516, 21633, 21033, 20864,
Blue Sky	02153		02372, 01866,		01963, 01944,	Disney	20675, 21270				21070, 20772
Broksonic	00463, 01935, 01938		03708, 01454,		01913, 01886,	Durabrand	23464	Mintek	20717		
	01935		00051, 01990	Symphonic	01913, 01944,	Dynex	22596	NAD	20741	SV2000	20675
Citizen	01935	Memorex	01938, 00463,		01963	EletroVision	22822	Naxa	22235	Sylvania	20675
Coby	02315, 02344, 03627, 02340, 01538, 02347, 03202, 02314 03321		01670, 01924, 01927	Toshiba	02006, 01935, 01945, 02684,	Emerson	20675, 22213	Nesa	20717	Symphonic	20675
			01990		03469, 01524,	Fisher	20670	New Acoustic	20741	TCL	22587
Continental			00093, 00150,		00156, 01256,	Funai	20675	Dimension		Teac	
Electric			00178		01656	Gateway		NKS	22834	Technics	20490, 20703
Coradir	02844		Naxa	Venturer	01865, 01868	GE	20717, 20522	Ölevia	22331	Toshiba	23157, 22705,
Curtis	02855, 03895, 02466, 04035, 02559, 03636		02104, 03382	Viewsonic	02049, 00864	General	20717, 20522	Onkyo	22147, 21627, 20503, 21769		20503, 23857,
			Nikko	Viore	03429, 02352,	Electric			22545, 21224		22277, 22006,
			00154		03094, 02104,	GFM	20675	Oppo	21641, 23641,		21510, 21769,
			Nimbro		03382, 03118	Go Video	20869, 21044,	Panasonic	20490, 21579,		21608
			03835		01300, 01712		20741, 21075,		20703, 20503	TruTech	20675
			Optimus		00463, 01913		20744, 20833,		20675,	Urban	20503
Daewoo			01924	Westinghouse			20717	Philco	20675,	Concepts	
Durabrand	00463, 00171	Orion	01938, 01463	White	01753		20741, 20869	Philips	22056, 22434,	Venturer	
Dynex	02049, 02184	Panasonic	01927, 01947,	Westinghouse	00017, 00178				20646, 21354,	VIZIO	22563
Electrohome	01670		01924, 01941,	Xococo					20539, 21506,	Vtrek	22587
Element	02964		00250, 01291,	Zenith					23488, 20503,	WB Electronics	22555
Emerson	01886, 01864, 01963, 01913, 00463, 01944, 01394, 00171		01636, 01480,						22084, 20675	Xbox	22083, 22627,
			00051, 00093,	VIDEO - VCR					22442, 22854,		20522
			00178, 03825						21571, 20142,	Yamaha	22298, 20497,
			01963	Humax	20739				20631		20539, 20545,
ESA	01944, 01963	Philco	02597, 01394,	Philips	20739				21013		20490, 21354,
Favi	03382	Philips	01455, 02372	TiVo	20739				20539		20646, 23837,
Funai	00171, 01394, 01963		01769, 01523,						20675, 21738		21416
		Polaroid	01538, 03942,	VIDEO - DVD					20672		
GE	00051		01766, 04074,						20522	Zenith	20741, 20869,
General	00051		02002	Accurian	20675, 21416				21013,		20503
Electric		Prima	01753	Alco					22919, 22587,		
GFM	01963	Proscan	02256, 03895,	Allegro	20869				22213, 20717,	BLU-RAY DISC	
GoldStar	00178		03429, 03636	Amvox	22840				22871, 21769,	Curtis Mathes	22331, 23925
GPX	03980, 03977, 03196	Pyle	02196	Apex Digital	20672, 20717				23464	Denon	22258, 22748
		QuantumFX	02337	Asahi	22615				RE-BL	Harman/Kardon	22927, 23228
Haier	01753, 02309, 03429, 01749, 01748	Quasar	00051, 01927, 01924, 00250	Audio Authority	22555				20869	Insignia	22596, 22428,
			04214, 02187,	Audiovox	20717				20623		20675
		RCA	02746, 02932,	BBK	21224				20623	Integra	22147
Hisense	03519		02247, 00093,	Bel Canto	21571				20199, 20573,	JVC	22365, 22855
Hitachi	03644		01868, 02002,	Design					22069, 21075,	Lexicon	22545
iLo	01990		03382, 00051,	Blaupunkt	20717				21573, 21470,	LG	21602, 20741
Initial	01990		01447	BuBuGao	21224				22113, 22269,	Magnavox	20675
Insignia	02049, 01641, 01963, 02002, 02416, 02751, 03227, 01326, 01517, 01892		02051	California Audio	20490				22369, 22329,	Marantz	22414, 23444
		Samsung	01670, 01935,	Labs					22489, 21044,	Memorex	22331
			03564, 01938,	Cinea	20831				22843, 22556,	Microsoft	22627
			03377	CineVision	20833, 20869				20744, 20490	Ölevia	22331
iSymphony	03429, 03094	Sansui	03477	Coby	22494, 22746,				20670	Onkyo	22147
JVC	02271, 01601, 01670, 01774, 01253		03377	Cougar	22693				20646	Oppo	22545
		Sanyo	03488	Craig	20831				20503	Panasonic	21641, 23641
		Sceptre	02528, 04139,	Curtis	22235, 23052				Semp Toshiba	Philips	22434, 22084
			02337	Curtis Mathes	22331, 23925				20503	Pioneer	22854, 22442,
		Sens	01865	Daewoo	20833, 20869				Science		20142
Ken Brown	04099	Sharp	00818, 00093,	Days	22857				Sharp	RCA	23464
Konka	01939		02360	Denon	22258, 22748,				20630, 22250,	Samsung	20199
LG	02731, 01423	Superscan	01944	DigitalMax	21738				20675	Sharp	22250
LXI	00154	Supersonic	03593, 01753,	Diplomat	22814				23052, 23837,	Sherwood	23052, 23837,
Magnasonic	01913		02104, 03595,						23925	Sherwood	23925
									20869	Sonic Blue	20869

Sony 21516, 20772
 Sylvania 20675
 Toshiba 23157, 23857,
 22705
 VIZIO 22563
 Xbox 22627
 Yamaha 22298, 23837

Declaration of Conformity



Federal Communication Commission Interference Statement

This equipment has been tested and found to comply with the limits for a Class B digital device, pursuant to Part 15 of the FCC Rules. These limits are designed to provide reasonable protection against harmful interference in a residential installation. This equipment generates, uses and can radiate radio frequency energy and, if not installed and used in accordance with the instructions, may cause harmful interference to radio communications. However, there is no guarantee that interference will not occur in a particular installation. If this equipment does cause harmful interference to radio or television reception, which can be determined by turning the equipment off and on, the user is encouraged to try to correct the interference by one of the following measures:

- Reorient or relocate the receiving antenna.
- Increase the separation between the equipment and receiver.
- Connect the equipment into an outlet on a circuit different from that to which the receiver is connected.
- Consult the dealer or an experienced radio/TV technician for help.

This device complies with Part 15 of the FCC Rules. Operation is subject to the Following two conditions: (1) this device may not cause harmful interference, and (2) this device must accept any interference received, including interference that may cause undesired operation.

The user is cautioned that changes and modifications made to the equipment without the approval of manufacturer could void the user's authority to operate this equipment.

Déclaration de la Commission fédérale des communications (FCC) sur les Interférences

Cet appareil a été testé et reconnu conforme aux limites pour appareils numériques de classe B, selon la partie 15 des règlements de la FCC. Ces limites sont destinées à fournir une protection adéquate contre les interférences nuisibles dans une installation résidentielle. Cet appareil produit, utilise et peut émettre de l'énergie radioélectrique et, s'il n'est pas utilisé conformément aux présentes instructions, peut causer des interférences nuisibles aux communications radio. Il est cependant impossible de garantir l'absence totale d'interférence dans une installation donnée. Si cet appareil cause des interférences nuisibles à la réception des signaux de radio ou de télévision (ce qui peut être vérifié en mettant l'appareil sous tension et hors tension), l'utilisateur est invité à corriger le problème en essayant l'une des solutions suivantes :

- Réorienter ou déplacer l'antenne de réception.
- Éloigner l'appareil du récepteur.
- Connecter l'équipement à une prise d'alimentation d'un circuit autre que celui du récepteur.
- Consulter le détaillant ou un technicien expérimenté en radio/télévision pour obtenir de l'aide.



Cet appareil est conforme à la partie 15 des règlements de la FCC. Son utilisation est régie par les deux conditions suivantes :

- (1) cet appareil ne doit pas produire d'interférences nuisibles, et
- (2) cet appareil doit accepter toute autre interférence, y compris celles qui pourraient entraîner un fonctionnement non souhaité.

L'utilisateur est prévenu que les changements ou modifications apportés à l'équipement sans l'autorisation du fabricant pourraient annuler le droit de l'utilisateur à utiliser cet équipement.

Declaration of Conformity (Continued)

Notes

	<p>For Industry Canada Industry Canada statement This device complies with RSS-210 of the Industry Canada Rules. Operation is subject to the following two conditions:</p>
	<p>(1) this device may not cause harmful interference, and (2) this device must accept any interference received, including interference that may cause undesired operation</p>
	<p>Pour Industrie Canada Déclaration d'Industrie Canada Cet appareil est conforme à la norme RSS-210 d'Industrie Canada. Son utilisation est régie par les deux conditions suivantes :</p> <p>(1) cet appareil ne doit pas produire d'interférences nuisibles, et (2) cet appareil doit accepter toute autre interférence, y compris celles qui pourraient entraîner un fonctionnement non souhaité.</p>



COPYRIGHT NOTICE
COPYRIGHT © 2016 Entone, Inc. All rights reserved.

This document contains proprietary information protected by copyright. No part of this publication may be reproduced, stored in a retrieval system, or transmitted in any form or by any means, electronic, mechanical, photocopying, recording or otherwise, without the prior written consent of Entone, Inc., 20863 Stevens Creek Blvd, Suite 300, Cupertino, CA 95014, U.S.A.

ENTONE, AMULET, KAMAI, MAGI and "Connecting the Home" are trademarks of Entone, Inc.
Amino is a trademark of the Amino group of companies.
All other trademarks or registered trademarks belong to their respective owners.