





## #2/2 CLEMSON

11-0 Overall; 8-0 ACC

Head Coach ..... Dabo Swinney  
 Alma Mater ..... Alabama (1993)  
 Clemson Record ..... 112-30 (11th year)  
 Career Record ..... 112-30 (11th year)  
 Football Contact ..... Ross Taylor  
 Email ..... rt5@clemson.edu  
 Office ..... 864-656-9767  
 Cell ..... 972-741-7778  
 Official Website ..... www.clemson.com

### Tigers Schedule

Sept. 1 vs Furman ..... W, 48-7  
 Sept. 8 at Texas A&M ..... W, 28-26  
 Sept. 15 vs Georgia Southern ..... W, 38-7  
 Sept. 22 at Georgia Tech\* ..... W, 49-21  
 Sept. 29 vs Syracuse\* ..... W, 27-23  
 Oct. 6 at Wake Forest\* ..... W, 63-3  
 Oct. 20 vs NC State\* ..... W, 41-7  
 Oct. 27 at Florida State\* ..... W, 59-10  
 Nov. 3 vs Louisville\* ..... W, 77-16  
 Nov. 10 at Boston College\* ..... W, 27-7  
 Nov. 17 vs Duke\* ..... W, 35-6  
**Nov. 24 vs South Carolina ..... 7 pm**

\*ACC game

### Series Capsule

Series History ..... CU leads 69-42-4  
 In Columbia ..... CU leads 51-32-3  
 In Clemson ..... CU leads 18-10-1  
 At Neutral ..... Never met  
 First Meeting (1896 in Columbia) ..... SC 12, CU 6  
 Last Meeting (2017 in Columbia) ..... CU 34, SC 10  
 Last Meeting in Clemson (2016) ..... CU 56, SC 7  
 Last SC win (2013 in Cola) ..... SC 31, CU 17  
 Last SC win in Clemson (2012) ..... SC 27, CU 17  
 Muschamp vs. Clemson ..... 0-2  
 Swinney vs. South Carolina ..... 5-5

### Series Superlatives

Most Points - South Carolina ..... 56 (1975)  
 Most Points - Clemson ..... 63 (2003)  
 Most Points - Combined ..... 80 (2003)  
 Clemson 63, South Carolina 17  
 Biggest Margin Victory - SC ..... 36 (1975)  
 South Carolina 56, Clemson 20  
 Biggest Margin Victory - CU ..... 51 (1900)  
 Clemson 51, South Carolina 0  
 Longest Winning Streak - SC ..... 5 (2009-13)  
 Longest Winning Streak - CU ..... 7 (1934-40)  
 Current Streak ..... CU has won 4 in a row

**CAROLINA VS. CLEMSON:** This is the 116th meeting between these two Palmetto State schools in a series that dates back to 1896. The teams have met every year since 1909, making the Carolina-Clemson series the second-longest running consecutively played series in college football at 110-straight meetings, behind only Minnesota - Wisconsin. The Tigers hold a 69-42-4 lead in the all-time series, including an 18-10-1 mark in Clemson and a 51-32-3 advantage in Columbia. However, the Gamecocks have won five of the last nine and the teams have split the last 12 meetings.

#### GAMES PLAYED VS. SOUTH CAROLINA

<b>Clemson</b> .....	<b>115</b>
Georgia.....	71
North Carolina State.....	58
North Carolina.....	57
Wake Forest.....	56
The Citadel.....	51

**THE PALMETTO SERIES:** The winner of this week's game will earn that school another point in the Certified SC Grown Palmetto Series between South Carolina and Clemson. Additionally, another point will be awarded today to the winner of the month-long Food Drive. The Gamecocks are a perfect 3-0 since the Palmetto Series begin in 2015-16. Carolina currently leads this year's competition by a 4-3 margin.



**THE LAST TIME THEY MET:** Kelly Bryant threw two touchdown passes to Hunter Renfrow as No. 4/3 Clemson posted a 34-10 win over South Carolina on Nov. 25, 2017 in Columbia. Clemson never trailed in the contest, as they got on the board early with a 12-yard interception return for a score from Ryan Carter. The Tigers rolled up 469 yards of offense while limiting the Gamecocks to just 207.

**THE LAST TIME THEY MET IN CLEMSON:** Behind the passing of Deshaun Watson, No. 4/3 Clemson claimed a 56-7 victory over South Carolina on Nov. 26, 2016, in Clemson. The Tigers bolted out to a 21-0 lead in the first period and cruised to the victory. The Gamecocks were held to just 218 yards of offense, while the Tigers rolled up 622 yards in the win.

**THE LAST GAMECOCK WIN:** No. 10/9 South Carolina forced a half-dozen Clemson turnovers, turning three of them into touchdowns, as the Gamecocks won for the fifth-straight time over the No. 6/4 Tigers, 31-17 in Columbia on Nov. 30, 2013. The game was deadlocked at 17 heading into the final period, but **Mike Davis** scored on a two-yard run to cap a drive that took over six minutes off the clock, then **Brandon Wilds** scored on a 26-yard pass from **Pharoh Cooper** to seal the win. **Connor Shaw** posted 246 yards of total offense, including 94 on the ground, while

### By the Numbers

	SC	CU
Record	6-4	11-0
Points/Game	32.8	44.7
Opp. Points/Game	26.7	12.1
Rushing Attempts	361	410
Yards Rushing/Game	167.8	247.7
Yards Per Rush	4.6	6.6
Opp. Rushing Attempts	426	431
Opp. Yards Rush/Game	190.1	84.3
Opp. Yards/Rush	4.5	2.2
Passes Attempted	327	374
Passes Completed	209	242
Yards Pass/Game	262.0	272.7
Opp. Passes Attempted	315	311
Opp. Passes Completed	194	163
Opp. Yards Pass/Game	219.8	170.1
Total Plays	688	784
Total Offense	4298	5725
Avg. Yards/Game	429.8	520.5
Avg. Yards/Play	6.2	7.3
Opp. Total Plays	741	742
Opp. Total Offense	4099	2798
Opp. Total Yards/Game	409.9	254.4
Opp. Total Yards/Play	5.5	3.8
3rd Down Conv.	43%	43%
Opp. 3rd Down Conv.	36%	28%
4th Down Conv.	8-17	7-14
Opp. 4th Down Conv.	8-14	4-15
Avg. Poss. Time/Game	25:49	28:11

### Carolina vs. Clemson

#### CAROLINA TEAM HIGHS

Rushes .....72, 1969  
 Rushing Yards .....458, 1975  
 Pass Attempts .....47, 2008  
 Pass Completions .....30, 1995  
 Passing Yards .....353, 1995  
 Touchdown Passes .....5, 1975  
 Total Offense .....616, 1975  
 Touchdowns Scored .....8, 1975  
 Interceptions .....4, 1968

#### CAROLINA INDIVIDUAL HIGHS

Rushes ..... 33, Earl Clary, 1933  
 Rushing Yards .....256, Steve Wadiak, 1950  
 Pass Attempts ..... 47, Chris Smelley, 2008  
 Pass Completions ..... 28, Steve Taneyhill, 1995  
 Passing Yards .....316, Tommy Suggs, 1970  
 Touchdown Passes .....5, Jeff Grantz, 1975  
 Passes Had Intercepted ..... 6, Glenn Morris, 1971  
 Receptions ..... 9, Sterling Sharpe, 1986  
 Receiving Yards ..... 167, Sterling Sharpe, 1986

#### CAROLINA LONG PLAYS

Rush .....77, Spencer Clark, 1977  
 Pass ..... 77, Todd Ellis to Ryan Bethea, 1987  
 KO Return ..... 94, B. Bennett/R. Richardson, 1994  
 Punt Return .....84, Carroll McClain, 1955  
 Interception Return ..... 80, Crip Rhame, 1929  
 Field Goal ..... 54, Scott Hagler, 1985

All-American **Kelcy Quarles** led the defense with 2.5 sacks. **Skai Moore** had a fumble recovery and an interception in the contest.



## 2018 SEC Standings

### EASTERN DIVISION

	SEC	PCT	PF	PA	ALL	PCT	PF	PA
Georgia	7-1	.875	276	151	10-1	.919	436	185
Florida	5-3	.625	209	205	8-3	.727	373	231
Kentucky	5-3	.625	146	132	8-3	.727	263	185
<b>S. Carolina</b>	<b>4-4</b>	<b>.500</b>	<b>230</b>	<b>243</b>	<b>6-4</b>	<b>.600</b>	<b>328</b>	<b>267</b>
Missouri	3-4	.429	209	196	7-4	.636	405	293
Tennessee	2-5	.286	149	251	5-6	.455	260	297
Vanderbilt	2-5	.286	170	222	5-6	.455	294	288

### WESTERN DIVISION

	SEC	PCT	PF	PA	ALL	PCT	PF	PA
Alabama	7-0	1.000	322	92	11-0	1.000	536	144
LSU	5-2	.714	165	129	9-2	.818	309	177
Texas A&M	4-3	.571	168	179	7-4	.636	342	244
Auburn	3-4	.429	157	145	7-4	.636	318	183
Miss State	3-4	.429	119	112	7-4	.636	314	141
Ole Miss	1-6	.143	173	293	5-6	.455	404	399
Arkansas	0-7	.000	138	281	2-9	.182	260	379

## Last Week in the SEC

### South Carolina 49, Chattanooga 9

\*Mississippi State 52, Arkansas 6

Alabama 50, The Citadel 17

Florida 63, Idaho 10

Kentucky 34, Middle Tennessee 23

\*Missouri 50, Tennessee 17

Auburn 53, Liberty 0

Georgia 66, UMass 27

Texas A&M 41, UAB 20

\*Vanderbilt 36, Ole Miss 29 OT

LSU 42, Rice 10

## This Week in the SEC

### November 22

\*Mississippi State at Ole Miss, 7:30 pm

### November 23

\*Arkansas at Missouri, 2:30 pm

### November 24

#### South Carolina at Clemson, 7 pm

\*Auburn at Alabama, 3:30 pm

Georgia Tech at Georgia, Noon

Florida at Florida State, Noon

\*Tennessee at Vanderbilt, 4 pm

Kentucky at Louisville, 7 pm

\*LSU at Texas A&M, 7:30 pm

## Next Week in the SEC

### Akron at South Carolina, Noon

#### SEC Championship Game

Alabama vs. Georgia, 4 pm

All times Eastern

\*SEC game



## A South Carolina win over Clemson would...

- ◆ Be the second-best win in school history, according to the Associated Press rankings, behind only the 2010 victory over No. 1 Alabama. It would mark the best road win in school history.
- ◆ Give the Gamecocks their first win over a ranked opponent since the Tennessee win in 2016.
- ◆ Give the Gamecocks their 31st win in their last 37 contests against non-conference opponents.

**YOU ARE LOOKING LIVE:** The University of South Carolina Gamecocks (6-4, 4-4 SEC) travel to Clemson, S.C. to renew their Palmetto State rivalry with the homestanding and second-ranked Clemson Tigers (11-0, 8-0 ACC) on Saturday, Nov. 24. Game time is set for 7 pm from Memorial Stadium (81,500). ESPN has the national telecast for this week's game. Steve Levy will handle the play-by-play with Brian Griese serving as the analyst. Todd McShay will work the sidelines.

**A HISTORY LESSON:** 2018 marks the 125th season of intercollegiate football at South Carolina. It is the 112th-consecutive year in which Carolina has competed on the gridiron. The University did not field a team in either 1893 or 1906. Carolina owns an all-time record of 607-577-44.

**BLACK JACK: Will Muschamp** has tied **Steve Spurrier's** record for most wins in his first three seasons as the Carolina head coach with 21. Coach Spurrier posted a 21-16 record in his first three seasons (2005-07), guiding the Gamecocks to records of 7-5, 8-5, and 6-6, while Coach Muschamp is currently 21-15 (6-7, 9-4, 6-4) with three games left on the slate. With a sixth win last week, Muschamp becomes the first coach in school history to take the team to bowl games in each of his first three seasons. Coach Spurrier's third squad was bowl-eligible, but was not selected to play in a bowl game. **Joe Morrison** is the only coach to record 20 or more wins in his first three seasons at Carolina Morrison logged a 20-14 mark from 1983-85, going 5-6, 10-2, and 5-6.

**COMBINED WINS:** Carolina (6-4) and Clemson (11-0) enter this year's contest with a combined 17 victories. The record for most combined wins in the series at the time the game was played is 19, set in 2012 and matched in 2013. The teams also combined for 18 wins in 2011 and 2017. Prior to this decade, the high was 16 combined wins.

#### Most SC-CU Combined Wins Entering the Game

Year	SC	CU	Combined	Result
2012	9-2	10-1	19-3	SC, 27-17
2013	9-2	10-1	19-3	SC, 31-17
2011	9-2	9-2	18-4	SC, 34-13
2017	8-3	10-1	18-4	CU, 34-10
<b>2018</b>	<b>6-4</b>	<b>11-0</b>	<b>17-4</b>	<b>???</b>
1981	6-4	10-0	16-4	CU, 29-13
1984	9-1	7-3	16-4	SC, 22-21
1987	7-2	9-1	16-3	SC, 20-17
1988	8-2	8-2	16-4	CU, 29-10
2016	6-5	10-1	16-6	CU, 56-7

**CAROLINA VS. THE ACC:** South Carolina is 10-5 in its last 15 games against teams from the Atlantic Coast Conference since the start of the 2009 season. Since that time they have faced Clemson (5-4), North Carolina (2-0), NC State (2-0), Miami (Fla.) (1-0), and Florida State (0-1). South Carolina was a member of the ACC from 1953-1970.

**LOOKING FOR A SIGNATURE WIN:** The Gamecocks will be playing their fifth ranked opponent of the season when they take on No. 2/2 Clemson. Carolina will be looking to knock off a ranked opponent for the first time since a 24-21 win over No. 18 Tennessee on Oct. 29, 2016. Since that time, the Gamecocks have dropped nine-straight games to ranked opponents, including four contests (No. 3 Georgia, No. 17 Kentucky, No. 22 Texas A&M and No. 19 Florida) in 2018.

**BEATING THE BEST:** Clemson enters the game as the nation's second-ranked team, according to the Associated Press. A win over the Tigers would be considered the second-best victory and the top road win in Carolina history, based on the AP rankings. Five of Carolina's top seven wins based on the AP rankings have come since 2009, including a win over top-ranked Alabama in 2010. Here are the top-10 wins in school history:

No.	Date	Opponent	AP Rank	Score
1.	10/09/10	vs Alabama	1	35-21
2.	10/24/81	at North Carolina	3	31-13
3.	09/24/09	vs Ole Miss	4	16-10
4.	10/06/12	vs Georgia	5	35-7
	10/26/13	at Missouri	5	27-24
6.	09/24/88	vs Georgia	6	23-10
	09/13/14	vs Georgia	6	38-35
8.	10/04/07	vs Kentucky	8	38-23
	11/21/87	vs Clemson	8	20-7
	11/14/53	at West Virginia	8	20-14

**PLAYING THE BEST:** South Carolina has played a top-5 ranked team in 12 of the past 13 seasons. That stretch is likely to continue into 2019, as the Gamecocks have Alabama, Georgia and Clemson on the schedule.

**NOT SEC WORTHY:** The Gamecocks are 30-6 in their last 36 non-conference games. Carolina had its school-record 18-game non-conference winning streak snapped in the 2015 regular-season finale at Clemson. The Gamecocks are 2-0 against non-conference opponents this season.

#### SOUTH CAROLINA OFFENSIVE IMPROVEMENT

Year	Points/Game	Rushing Yds/Game	Passing Yds/Game	Total Yards/Game
2015	21.9	154.7	207.5	362.2
2016	20.8	134.4	213.2	347.5
2017	24.2	122.2	214.9	337.1
2018	32.8	167.8	262.0	429.8





**FIRST TIME IN A LONG TIME:** Due to Hurricane Florence which cancelled South Carolina's Sept. 15 contest with Marshall, the Gamecocks have added Akron to their regular-season schedule, with the Zips visiting Williams-Brice Stadium next Saturday for a noon kick. It's the first time since 1990 that Carolina's final regular season game is not against the Clemson. After playing eight-consecutive SEC contests, the Gamecocks will end the 2018 regular season with three-straight non-conference tilts for the first time since joining the league prior to the 1992 season.

**THE LAST TIME OUT:** The Gamecocks rolled up an easy 49-9 rout of FCS Chattanooga last Saturday night in Columbia, their largest margin of victory under Coach Muschamp. Carolina posted several Will Muschamp Era leading superlatives on the offensive side of the ball:

CATEGORY.....	No. ....	Rank
Most Points.....	49 .....	T1st
Most Total Yards.....	602 .....	1st
Most First Downs.....	33 .....	1st
Most Passing Yards.....	364 .....	2nd
Most Passing Completions.....	29 .....	3rd
Most Rushing Yards.....	238 .....	4th
Most Pass Attempts.....	36 .....	T5th

**EVERYONE HAVE FUN TONIGHT:**

- **Jake Bentley** had one of his best days as a Gamecock, completing 25-of-29 passes for 339 yards with four touchdowns and no interceptions. The four TD passes matched his career high.

- **Deshaun Fenwick**, a true freshman running back, made his collegiate debut in the second half against the Mocs and responded with 112 yards on 17 carries with a touchdown. He averaged 6.6 yards per carry with a long of 37 yards.

- **Deebo Samuel** hauled in five passes for 112 yards, including a 61-yard touchdown reception. It was his second-straight game with over 100 yards receiving.

- **A.J. Turner** carried eight times for 65 yards and a touchdown and caught three passes for 34 yards and two scores. It marked the first time that a Gamecock had scored three TDs in a game since Deebo Samuel accomplished the feat in the 2017 season opener against NC State.

**IT'S RARELY EASY:** Prior to the blowout win over Chattanooga, the Gamecocks previous five contests were decided by a total of 16 points with Carolina coming out on top in three of those five contests. The Gamecocks are 5-1 in games decided by three points or less under Will Muschamp, 12-5 in games decided by seven points or less and 14-6 in games decided by 10 points or less under Coach Muschamp.

**FAST STARTS:** After struggling in the first quarter early in the season, the Gamecocks have hit a groove of late. Carolina put up 17 first-quarter points at Ole Miss, the most points they have scored in the first quarter of a road game since 2009 when they had 17 on the board after the first period at Georgia. They followed that up with

14 first-quarter points at Florida, scoring touchdowns on each of their first two possessions, and added 14 more first-quarter points against Chattanooga last week. That's 45 first-quarter points in the last three games (15.0 per game) after scoring just 44 first-quarter points in the season's first seven contests (6.3 per game).

**CHICKS DIG THE LONG BALL:** **Jake Bentley** has connected on a bomb in each of the last four games with six completions of 50 or more yards in that stretch after having just two passes cover 50-plus yards in the first six contests. In the win over Tennessee, junior wide receiver **Bryan Edwards** was on the receiving end of a 73-yard completion from Bentley. At the time, it was the longest pass play for either player during their careers at Carolina and was the longest pass play for the Gamecocks since **Perry Orth** and **Pharoh Cooper** hooked up on a 78-yard completion against Vanderbilt in 2015. That lasted just one game however, as the duo teamed up again at Ole Miss with a 75-yard touchdown strike. Bentley went deep again at Florida, hooking up with **Deebo Samuel** on an 89-yard catch-and-run. It was the seventh-longest pass play in Carolina history and the longest that did not go for a touchdown. Last week against Chattanooga, Bentley had touchdown strikes of 53 yards to **Shi Smith** and 61 yards to Samuel. The Gamecocks have tied a season record for most passes of 70 yards or more, also throwing three of 70-plus yards in 1975 with **Jeff Grantz** at quarterback, in 2003 with **Dondrial Pinkins** at QB, and most recently in 2014 with **Dylan Thompson** as the signal-caller.

**WIN THE TURNOVERS, WIN THE GAME:** Carolina is 4-0 when winning the turnover margin this season and 2-3 when losing the turnover battle. For the season, the Gamecocks are minus-3 in turnovers, losing 14 while gaining 11. The -0.30 turnover margin per game ranks 10th in the SEC and 91st in the country. Last season, South Carolina was plus-11 in turnovers, gaining 28 while losing 17. Their 0.85 turnover margin ranked second in the SEC and 13th in the nation.

**OUR QB IS A BENTLEY:** Junior quarterback **Jake Bentley** has started nine games this season, missing the Missouri contest with a knee injury, which snapped a streak of 24-consecutive starts. The 6-4, 224-pounder from Opelika, Ala., owns an 18-11 record as a starting signal-caller. For the season, he is 177-of-272 (65.1 percent) for 2,244 yards with 19 TDs and nine INTs. He ranks fourth in the SEC in passing yards per game at 249.3 and fifth in total offense at 263.1. His 19 touchdown passes this season ranks seventh on the school's all-time single-season list, 10 shy of Steve Taneyhill's record of 29. On the Carolina career charts, he ranks second in completion percentage, fourth in pass completions, fourth in passing yards, fifth in passing touchdowns, fifth in pass attempts, and fifth in total offense.

**Quarterback Numbers**

**PASS ATTEMPTS - CAREER**

1. Todd Ellis (1986-89) .....	1,350
2. Steve Taneyhill (1992-95) .....	1,245
3. Stephen Garcia (2008-11).....	1,021
4. Phil Petty (1998-2001) .....	861
5. <b>Jake Bentley (2016-18) .....</b>	<b>856</b>
6. Anthony Wright (1995-98).....	796
7. Blake Mitchell (2004-07).....	794
8. Connor Shaw (2010-13).....	733
9. Tommy Suggs (1968-70) .....	672
10. Dylan Thompson (2011-14).....	669

**PASS COMPLETIONS - CAREER**

1. Steve Taneyhill (1992-95) .....	753
2. Todd Ellis (1986-89) .....	747
3. Stephen Garcia (2008-11).....	589
4. <b>Jake Bentley (2016-18) .....</b>	<b>547</b>
5. Blake Mitchell (2004-07).....	482
6. Connor Shaw (2010-13).....	480
7. Phil Petty (1998-01) .....	454
8. Anthony Wright (1995-98).....	432
9. Dylan Thompson (2011-14).....	390
10. Bobby Fuller (1990-91) .....	373

**COMPLETION PERCENTAGE - CAREER (Min. 150 attempts)**

1. Connor Shaw (2010-13).....	65.5 (480 of 733)
2. <b>Jake Bentley (2016-18).....</b>	<b>63.9 (547 of 856)</b>
3. Blake Mitchell (2004-07).....	60.7 (482 of 794)
4. Steve Taneyhill (1992-95) .....	60.5 (753 of 1245)
5. Bobby Fuller (1990-91) .....	58.8 (373 of 634)

**PASSING YARDS - CAREER**

1. Todd Ellis (1986-89) .....	9,953
2. Steve Taneyhill (1992-95) .....	8,782
3. Stephen Garcia (2008-11).....	7,597
4. <b>Jake Bentley (2016-18) .....</b>	<b>6,458</b>
5. Connor Shaw (2010-13).....	6,074
6. Blake Mitchell (2004-07).....	5,992
7. Anthony Wright (1995-98).....	5,681
8. Phil Petty (1998-01) .....	5,652
9. Dylan Thompson (2011-14).....	5,391
10. Tommy Suggs (1968-70) .....	4,916

**PASSING TOUCHDOWNS - CAREER**

1. Steve Taneyhill (1992-95) .....	62
2. Connor Shaw (2010-12).....	56
3. Todd Ellis (1986-89) .....	49
4. Stephen Garcia (2008-10).....	47
5. <b>Jake Bentley (2016-18) .....</b>	<b>46</b>
6. Dylan Thompson (2011-14).....	40
7. Anthony Wright (1995-98).....	38
Blake Mitchell (2004-07).....	38
9. Tommy Suggs (1968-70) .....	34
10. Bobby Fuller (1990-91) .....	28
Phil Petty (1998-01) .....	28

**STARTING QUARTERBACK WINS - CAREER**

1. Connor Shaw (2010-13).....	27
2. Todd Ellis (1986-89) .....	24
3. Garry Harper (1978-80).....	20
Steve Taneyhill (1992-95) .....	20
Stephen Garcia (2008-10).....	20

**Jake Bentley (2016-18) .....** **18**

**TOTAL OFFENSE - CAREER**

1. Todd Ellis (1986-89) .....	9,351
2. Stephen Garcia (2008-11).....	8,374
3. Steve Taneyhill (1992-95) .....	8,164
4. Connor Shaw (2010-13).....	7,757
5. <b>Jake Bentley (2016-18) .....</b>	<b>6,652</b>
6. Blake Mitchell (2004-07).....	5,873
7. Anthony Wright (1995-98).....	5,834
8. Phil Petty (1998-01) .....	5,797
9. George Rogers (1977-80).....	5,442
10. Dylan Thompson (2011-14).....	5,385



**ANOTHER MILESTONE:** **Jake Bentley** became just the fourth quarterback in school history to eclipse the 6,000-yard passing mark for his career. With 6,458 passing yards, he trails only **Todd Ellis** (9,953), **Steve Taneyhill** (8,782) and **Stephen Garcia** (7,597) on Carolina's all-time list.

**BETTER OF LATE:** **Jake Bentley** has been on fire over the last three games, tossing eight TD passes with just one INT while completing 73 percent of his attempts. Here's a look at his season:

Games	Com	Att	Int	Yds.	TD	Com %	Avg. Yds
First 6	112	183	8	1303	11	61.2	217.2
Last 3	65	89	1	941	8	73.0	313.7
Totals	177	272	9	2244	19	65.1	249.3

**A SCAR IS BORN:** Fifth-year senior **Michael Scarnecchia** made the first start of his career against Missouri in place of an injured Bentley, and made it a memorable one. The 6-3, 216-pounder from Fleming Island, Fla., completed 20-of-35 passes for 249 yards and three touchdowns with no turnovers in the 37-35 win. He connected on touchdown passes of 5, 17 and 8 yards, and led the Gamecocks on a 9-play, 53-yard drive in just over a minute, setting up the game-winning field goal with just two seconds remaining in the contest.

**BE LIKE MIKE:** Prior to his heroics against Missouri, **Michael Scarnecchia** had seen limited duty in his career. He entered the season having appeared in just three games, completing his only pass attempt, a 9-yarder, back in 2015. He was 7-of-12 for 89 yards and a touchdown this season heading into the Missouri game. Scarnecchia, who earned a finance degree in May, was recognized as the 2017 Dr. Harris Pastides Outstanding Student-Athlete. He is on record naming Andrew Carnegie, John D. Rockefeller and Shakespeare as the three people he would most like to dine with.

**CAROLINA QUARTERBACKS:**

Player	2018		Career	
	C-A-I-Yds-TD	C-A-I-Yds-TD	C-A-I-Yds-TD	C-A-I-Yds-TD
Jake Bentley	177-272-9-2244-19	547-856-25-6458-46		
M. Scarnecchia	29-51-0-353-4	30-52-0-362-4		
Jay Ulrich	1-1-0-9-0	1-1-0-9-0		
D. Joyner	1-2-0-1-0	1-2-0-1-0		

**RUSHING BY COMMITTEE:** The Gamecocks feature a stable of four junior running backs, each of whom has led the team in rushing at various times this season. Carolina is averaging 4.6 yards per carry after averaging just 3.9 yards a year ago. The Gamecocks are 19-4 when rushing for 100 yards or more under Will Muschamp, including a 14-1 mark when eclipsing the 150-yard barrier. They have gone over the 200-yard mark twice this season, rushing for 224 against Tennessee, the second-highest mark against a Power-5 foe, and 238 against Chattanooga, the fourth-highest single-game mark under Coach Muschamp.

• **Rico Dowdle** has started six games this season, but has been limited to just three carries over the last three games after suffering an ankle injury early in the Ole Miss contest. He is the squad's leading rusher this season with 498 yards and is tied

for the team lead with four rushing touchdowns. He has gone over the 100-yard barrier three times this season (105 vs. Coastal, 112 at Vandy and 140 vs. Tennessee) and six times in his career, all Carolina wins. He has 1,513 career yards, ranking 27th in school history.

• **Ty'Son Williams** started back-to-back games against Tennessee and Ole Miss, but has not played in the last two games after breaking a bone in his hand against the Rebels. Williams, who spent one year at North Carolina, had his best game of the season in the opener against Coastal, rushing 11 times for 82 yards and a touchdown. He is second on the squad in rushing with 319 yards, averages 4.8 yards per carry, and is tied for the team lead with 4 rushing TDs.

• **A.J. Turner** had picked up the slack in Dowdle and Williams absence over the last two games, rushing a dozen times for 81 yards at Florida, then collecting 65 yards on the ground and scoring three times (one rushing, two receiving) against UTC. He ranks 30th on Carolina's all-time rushing list with 1,322 yards. He is averaging 6.4 yards per carry this season and is also one of the squad's top special teams performers.

• **Mon Denson** was slowed early in the season by a hamstring injury, but has seen more action of late. He exploded at Ole Miss, carrying 12 times for a career-high 102 yards, including a 69-yard burst that set up the winning score, earning his first career start at Florida. Prior to the breakout game at Ole Miss, he had just 66 yards this season and 218 in his career.

**CAROLINA RUNNING BACKS:**

Player	2018		Career	
	Rush-Yards-TD	Rush-Yards-TD	Rush-Yards-TD	Rush-Yards-TD
Rico Dowdle	100-498-4	299-1513-12		
A.J. Turner	46-294-2	260-1322-8		
Ty'Son Williams	66-319-3	180-847-4		
Mon Denson	49-245-1	90-397-3		
Deshaun Fenwick	17-112-1	17-112-1		
Slade Carroll	4-46-0	4-46-0		

**WHO'S THE NEW GUY?:** The plethora of injuries at the running back position, along with the new redshirt rule, gave true freshman **Deshaun Fenwick** an opportunity to see game action for the first time in his career last week against Chattanooga. He responded with 112 yards rushing on 17 carries, a 6.6-yard average, with a touchdown and a long of 37 yards, all in the second half.

**1,000 YARDS AND COUNTING:** The Gamecocks have had 44 career 1,000-yard rushers in school history, including the current duo of **Rico Dowdle** and **A.J. Turner**. Here's the where the duo rank on the all-time list:

No.	PLAYER (YEARS)	ATT.	YARDS
1.	George Rogers (1977-80)	954	5,204
23.	Spencer Clark (2976-79)	319	1,652
24.	Mike Dingle (1988-90)	389	1,634
25.	Troy Hambrick (1996-98)	302	1,586
26.	Jeff Grantz (1972-75)	405	1,577
27.	<b>Rico Dowdle (2016-18)</b>	<b>299</b>	<b>1,513</b>
28.	Alex Hawkins (1956-58)	339	1,490
29.	Kenny Miles (2009-12)	315	1,341
30.	<b>A.J. Turner (2016-18)</b>	<b>260</b>	<b>1,322</b>

## Receiver Numbers

**RECEPTIONS - CAREER**

1. Kenny McKinley (2005-08)	207
2. Alshon Jeffery (2009-11)	183
3. Sterling Sharpe (1983, 1985-87)	169
4. Zola Davis (1995-98)	164
5. Robert Brooks (1988-91)	156
6. Jermale Kelly (1997-00)	153
7. <b>Bryan Edwards (2016-18)</b>	<b>150</b>
8. Fred Ziegler (1967-69)	146
9. Sidney Rice (2005-06)	142
10. Pharoh Cooper (2013-15)	138
11. <b>Deebo Samuel (2015-18)</b>	<b>134</b>
12. Cory Boyd (2003-07)	117

**RECEIVING YARDS - CAREER**

1. Alshon Jeffery (2009-11)	3,042
2. Kenny McKinley (2005-08)	2,781
3. Sterling Sharpe (1983-87)	2,497
4. Zola Davis (1995-98)	2,354
5. Sidney Rice (2005-06)	2,233
6. Robert Brooks (1988-91)	2,211
7. Jermale Kelly (1997-00)	2,181
8. Pharoh Cooper (2013-15)	2,163
9. Philip Logan (1974-77)	2,063
10. <b>Bryan Edwards (2016-18)</b>	<b>2,042</b>

**Deebo Samuel (2015-18)** ..... 1,833

**RECEIVING TOUCHDOWNS**

1. Sidney Rice (2005-06)	23
Alshon Jeffery (2009-11)	23
3. Robert Brooks (1988-91)	19
Jermale Kelly (1997-00)	19
Kenny McKinley (2005-08)	19
6. Pharoh Cooper (2013-15)	18
7. Sterling Sharpe (1983-87)	17
Zola Davis (1995-98)	17
9. Bruce Ellington (2011-13)	16
10. Philip Logan (1974-77)	15
<b>Bryan Edwards (2016-18)</b>	<b>15</b>

**CONSECUTIVE GAMES WITH A RECEPTION**

1. Kenny McKinley (2005-08)	43
2. Alshon Jeffery (2009-11)	36
3. <b>Bryan Edwards (2016-18)</b>	<b>35</b>
4. Sterling Sharpe (1985-87)	34
Jermale Kelly (1997-00)	34

**SAMUEL IS KING:** One of the most electrifying players in college football is 6-0, 210-pound senior **Deebo Samuel**. Samuel earned numerous preseason All-America and All-SEC accolades as a wide receiver, kick returner and all-purpose performer. In 2016, Samuel had 1,320 all-purpose yards and became one of just six Power 5 players in the past five years to record a passing, rushing, receiving and kickoff-return touchdown in the same season. He scored six TDs in three games a year ago before suffering a season-ending leg injury. He has scored 22 career touchdowns (11 receiving, 7 rushing and 4 kickoff returns). He needs two more touchdowns to move into the school's all-time top-10 list.

**DEEBO IN 2018:** **Deebo Samuel** has been the Gamecocks' top receiver this season, catching 48 passes for 639 yards with six touchdowns. He also has rushed eight times for 26 yards and has 20 kick returns for 505 yards. He has put together



## 2018 Polls

### Associated Press

1.	Alabama (61)	11-0	1525
2.	Clemson	11-0	1455
3.	Notre Dame	11-0	1412
4.	Michigan	10-1	1327
5.	Georgia	10-1	1288
6.	Oklahoma	10-1	1182
7.	Washington State	10-1	1149
8.	UCF	10-0	1064
	LSU	9-2	1064
10.	Ohio State	10-1	1019
11.	Texas	8-3	856
12.	West Virginia	8-2	822
13.	Florida	8-3	707
14.	Utah State	10-1	667
15.	Penn State	8-3	659
16.	Washington	8-3	631
17.	Kentucky	8-3	508
18.	Utah	8-3	491
19.	Syracuse	8-3	427
20.	Northwestern	7-4	307
21.	Boise State	9-2	287
22.	Mississippi State	7-4	260
23.	Army	9-2	176
24.	Pittsburgh	7-4	129
25.	Iowa State	6-4	123

### Coaches

1.	Alabama (63)	11-0	1599
2.	Clemson(1)	11-0	1535
3.	Notre Dame	11-0	1470
4.	Michigan	10-1	1387
5.	Georgia	10-1	1347
6.	Oklahoma	10-1	1252
7.	Washington State	10-1	1195
8.	LSU	9-2	1115
9.	UCF	10-0	1108
10.	Ohio State	10-1	1091
11.	Texas	8-3	816
12.	West Virginia	8-2	766
13.	Florida	8-3	748
14.	Penn State	8-3	742
15.	Utah State	10-1	704
16.	Washington	8-3	687
17.	Utah	8-3	551
18.	Kentucky	8-3	502
19.	Syracuse	8-3	432
20.	Mississippi State	7-4	397
21.	Northwestern	7-4	302
22.	Boise State	9-2	297
23.	Fresno State	9-2	119
24.	Army	9-2	97
25.	Pittsburgh	7-4	90
ARV	South Carolina	6-4	1

back-to-back 100-yard receiving games, going for 120 yards including an 89-yarder at Florida, then logging 112 receiving yards including a 61-yard scoring strike against Chattanooga. His 4.8 receptions per game ranks sixth in the SEC, his 63.9 receiving yards per game ranks 10th, his 117.0 all-purpose yards ranks third, while his 25.2-yard kickoff return average ranks fourth.

**NO SECOND FIDDLE:** While Samuel received much of the preseason accolades, and rightly so, junior **Bryan Edwards** has better career numbers. Just a junior, Edwards already ranks among the top wide receivers in school history. He has two 100-yard receiving games this season (111 vs. Georgia and 109 at Ole Miss) and four in his career. He is tied for the team lead with six TDs and has caught a pass in every game in which he has appeared, third on the all-time list. He ranks ninth the SEC with 65.9 receiving yards and 10th with 4.2 receptions per game. He also owns a 7.4-yard punt return average, ranking eighth.

**TWO GRAND:** **Bryan Edwards** eclipsed the 2,000-yard receiving mark for his career in the win over UTC. He became the 10th player in school history to accomplish that feat.

**HE'S NOT SHY:** **Shi Smith** is the third wideout for the Gamecocks. The sophomore has hauled in 30 passes for 488 yards this season, a team-best 16.3-yard average. He went for 119 yards and a score on five receptions vs. Vanderbilt this season.

#### CAROLINA WIDE RECEIVERS:

Player	2018	Career
	Rec-Yards-TD	Rec-Yards-TD
Bryan Edwards	42-659-6	150-2042-15
Deebo Samuel	48-639-6	134-1833-11
Shi Smith	30-488-3	59-894-6
OrTre Smith	3-25-0	33-351-3
Chavis Dawkins	6-60-1	16-147-1
Randreous Davis	2-23-1	12-123-1
Josh Vann	16-104-1	16-104-1
Chad Terrell	0-0-0	3-20-0
Bailey Hart	1-11-0	1-11-0

**REPLACING HAYDEN:** The Carolina offense has four upperclassmen filling the tight end vacancy created when All-SEC performer Hayden Hurst went to the NFL as a first-round pick. Seniors **K.C. Crosby** and **Jacob August**, and juniors **Kyle Markway** and **Kiel Pollard** all play extensively. Crosby was limited this season after undergoing surgery on a fractured finger, Both August and Markway hauled in TD passes at Florida.

#### CAROLINA TIGHT ENDS:

Player	2018	Career
	Rec-Yards-TD	Rec-Yards-TD
K.C. Crosby	10-94-0	35-322-4
Jacob August	4-24-1	19-182-2
Kiel Pollard	12-82-1	14-104-1
Kyle Markway	3-53-1	6-110-1
Will Register	1-9-0	1-9-0
Evan Hinson	1-1-0	1-1-0

**O-LINE EXPERIENCE:** The Gamecocks front line boasts a wealth of experience with 121 combined starts. Senior left guard **Zack Bailey** owns the most starts on the team with 36 and has been

given some preseason All-SEC recognition. Fifth-year junior **Donell Stanley** moved to center this season where he is a Rimington Award candidate. He has made 23 career starts. Senior left tackle **Dennis Daley**, a former junior college transfer, moved into the starting lineup early in the 2017 season and made 18-straight starts until that streak was snapped at Ole Miss due to an ankle injury. Highly-regarded redshirt sophomore right guard **Sadarius Hutcherson** has made 14 starts, True freshman **Dylan Wonnnum** has started each of the last four games at right tackle, replacing **Blake Camper**, who has made 10 starts. Senior **Malik Young**, who replaced Daley at left tackle at Ole Miss, has made 14 career starts.

**CLAP FOR THE WOLF MAN:** Offensive line coach **Eric Wolford** was nominated for the Frank Broyles Assistant Coach of the Year honors. Wolford's front line has been the Gamecocks' most consistent group all season.

**THE YOUNGER WONNUM:** True freshman **Dylan Wonnnum** made his first career start against Tennessee and was recognized as the SEC Freshman of the Week. Wonnnum became the first true freshman to start on the offensive line since **Mike Matulis** in 2011. With Dylan starting at right tackle and D.J. Wonnnum starting at Buck, they became the first set of brothers to start for Carolina since the 2014 season when **Gerald Dixon** and **Gerald Dixon Jr.** were starters along the defensive line.

**YOU WONNUM, WE GOT 'EM:** Junior Buck **D.J. Wonnnum** was selected a team captain a year ago as a sophomore, and is the leader up front. Wonnnum was voted the Gamecocks' Most Productive Defensive Player in 2017 after logging 13.0 tackles for loss, including 6.0 sacks. He had three tackles, including a tackle for loss, in the season opener before leaving with a foot injury. The injury has kept him off the field until he returned to the lineup against Tennessee. He responded in that contest with three tackles including a pair of sacks, one of which sealed the victory in the waning minutes of the game, earning SEC Defensive Lineman of the Week accolades for the third time in his career.

**THE BROTHERS WONNUM:** When junior defensive end **D.J. Wonnnum** was named the SEC Defensive Lineman of the Week and younger brother **Dylan Wonnnum** was the SEC's Freshman of the Week against Tennessee, it marked the first time in SEC history that brothers garnered Player-of-the-Week recognition in the same week.

**THE LONG ARM OF KINLAW:** Junior defensive tackle **Javon Kinlaw** is a force in the middle of the line. Down to around 305 pounds after coming in a year ago at about 340, Kinlaw has been credited with 33 tackles, He leads the team with two forced fumbles, is second with 3.5 sacks, and third with 9.0 tackles for loss. He was the SEC Defensive Lineman of the Week for his outstanding performance in the win at Vanderbilt.





### Career Start Chart

Player	'14	'15	'16	'17	'18	All
Zack Bailey	-	5	13	8	10	36
Bryan Edwards	-	-	12	13	9	34
Jake Bentley	-	-	7	13	9	29
Rashad Fenton	-	0	7	11	9	27
Deebo Samuel	RS	3	10	3	9	25
T.J. Brunson	-	-	0	13	10	23
Donell Stanley	RS	0	1	12	10	23
Keir Thomas	-	-	2	11	10	23
B. Allen-Williams	2	1	7	3	8	21
Dennis Daley	-	JC	JC	11	9	20
Javon Kinlaw	-	-	JC	10	10	20
D.J. Wonnum	-	-	0	13	5	18
Rico Dowdle	-	-	7	4	6	17
Steven Montac	-	JC	6	2	9	17
K.C. Crosby	-	0	9	1	6	16
Shi Smith	-	-	-	7	8	15
Sadarius Hutcherson	-	-	RS	4	10	14
Malik Young	RS	0	9	4	1	14
Sherrod Greene	-	-	-	2	10	12
A.J. Turner	-	RS	4	6	1	11
Blake Camper	-	1	1	2	6	10
Keisean Nixon	-	JC	JC	1	9	10
OrTre Smith	-	-	-	10	0	10
Jamyest Williams	-	-	-	6	4	10
Jacob August	RS	3	1	3	2	9
Jaycee Horn	-	-	-	-	9	9
Daniel Fennell	-	RS	0	2	4	6
Ty'Son Williams	-	NC	RS	3	2	5
J.T. Ibe	-	R	R	R	4	4
Aaron Sterling	-	-	-	0	4	4
Dylan Wonnum	-	-	-	-	4	4
Randrecous Davis	-	-	1/RS	2	0	3
Chavis Dawkins	-	-	2	0	1	3
Kiel Pollard	-	-	0	0	3	3
Kobe Smith	-	-	0	0	3	3
Kyle Markway	-	1	RS	0	1	2
R.J. Roderick	-	-	-	-	2	2
Mon Denson	-	RS	0	0	1	1
Michael Scarnecchia	RS	0	0	0	1	1
Josh Vann	-	-	-	-	1	1

**GETTING IN THE SACK:** The Gamecocks have recorded 19 sacks, with **T.J. Brunson** (4.0) and **Javon Kinlaw** (3.5) leading the way and 12 players figuring in on the total.

SACKS	2018	CAREER
D.J. Wonnum	2.0	9.5
Bryson Allen-Williams	2.0	6.5
T.J. Brunson	4.0	6.0
Keir Thomas	1.5	5.5
Daniel Fennell	1.0	4.0
Javon Kinlaw	3.5	3.5
Aaron Sterling	1.0	3.0
Brad Johnson	1.0	2.0
Shameik Blackshear	1.0	1.0
Jaycee Horn	1.0	1.0
Steven Montac	0.5	0.5
Rick Sandidge	0.5	0.5
Rashad Fenton	0.0	0.5

**BRUNSON BRINGS IT:** Junior linebacker **T.J. Brunson** is the Gamecocks' top tackler. He leads the team with 83 tackles on the season, ranking ninth in the SEC, including 48 solo stops. He has filled the stat line lately, collecting 14 tackles vs. Tennessee, logging 15 tackles with 3.5 tackles for loss and 1.5 sacks at Ole Miss, then matching his career high with a season-best 16 stops at Florida including 3.0 tackles for loss with a pair of sacks. Brunson, who was the first player that Coach Muschamp recruited upon his hire, was second on the squad with 88 tackles a year ago. He earned a spot on the AP's All-Bowl team following his 13-tackle, two-sack performance in the Outback Bowl win over Michigan.

**YOUNG SECONDARY:** The Gamecocks have been battered with injuries in the secondary. Seniors **J.T. Ibe** and **Nick Harvey** have not played for several weeks, while **Jamyest Williams** and **Javon Charleston** were injured in the Ole Miss game and are out for the season. **Jaylin Dickerson**, who missed all of last season with an injury, suffered a hamstring injury at Florida and did not play last week. Three true freshman, **Jaycee Horn**, **R.J. Roderick** and **Israel Mukuamu**, are now seeing significant playing time, although Horn left the UTC game after one play with an ankle injury. Redshirt senior walk-on **Jason Senn** made his Gamecock debut on Senior Day against the Mocs, playing extensively at safety.

**FEELS LIKE THE FIRST TIME:** True freshman defensive back **Jaycee Horn** became just the seventh true freshman to start for the Gamecocks in the season opener since the 2009 season joining **Stephon Gilmore** (2009), **Marcus Lattimore** (2010), **Jadeveon Clowney** (2011), **Bryson Allen-Williams** (2014), **Al Harris Jr.** (2014) and **Bryan Edwards** (2016).

**DON'T MESS WITH THE BULL:** **Jaycee Horn** was recognized on the 247Sports midseason true freshman All-America team. Horn, the son of former NFL standout wide receiver Joe Horn, has 39 tackles with a team-high eight pass breakups. He was named the SEC Freshman of the Week for his efforts in the win over Mizzou when he was credited with four pass breakups. He also logged

three tackles, including a key diving trip, forcing Damari Crockett to step out of bounds on the 11-yard line instead of taking it in for a touchdown. The Tigers ended up not scoring on that drive, which was a key turning point in the game.

**SAFETY FIRST:** True freshman safety **R.J. Roderick** stepped up in the Ole Miss win after injuries sidelined Jamyest Williams and Javon Charleston. He responded with 13 tackles after having just 11 through the first seven games. It was the most tackles for a freshman at South Carolina since James Seawright logged 17 in 1981 against Kentucky. He earned his first start at Florida and collected nine more tackles.

**FENTON ISLAND:** Senior cornerback **Rashad Fenton** has half of the team's six interceptions this season, giving him five in his career, the most among active players. He had interceptions in three consecutive games, picking off Georgia's Jake Fromm, Vanderbilt's Kyle Shurmur and Kentucky's Terry Wilson. He is tied for third in the SEC with his three picks. Here are the team's season and career interception numbers:

INTERCEPTIONS	2018	Career
Rashad Fenton	3	5
Bryson Allen-Williams	0	4
Jamyest Williams	1	3
Steven Montac	0	3
Keisean Nixon	0	2
Sherrod Greene	1	1
Israel Mukuamu	1	1
Nick Harvey	0	1

**KICKING IT WITH PARKER:** Redshirt sophomore **Parker White** has been successful on 49-of-52 attempts this season, going 13-for-15 on field goal attempts (including a career-high tying 3-for-3 at Vanderbilt and vs. Missouri) and 36-for-37 on extra points. For his career, he is 27-of-40 (67.5 percent) on field goal attempts, including 21-of-23 (91.3 percent) from inside 40 yards, and 62-for-63 on extra points.

**SEC RECOGNITION:** **Parker White** earned co-SEC Special Teams Player of the Week accolades for his performance in the win over Missouri. The sophomore hit on all three of his field goal attempts, connecting from a season-long 42 yards on two occasions, and a 33-yard game-winner with just two seconds remaining. All three of his field goals came in the second half when the field conditions were soggy due to a rainstorm, and gave Carolina the lead (24-23, 34-32 and 37-35).

**ICE ICE BABY:** **Parker White** has three fourth-quarter game-winning field goals in his career, including two this season. He hit from 33-yards out in the final seconds to defeat Missouri and connected from 25 yards for the difference-maker with about six minutes remaining in the win over Tennessee. Last season, he connected from 31-yards out in the final seconds against Louisiana Tech to lift Carolina to victory.



### Muschamp Trends

	WM	WM	WM
	ALL	@SC	'18
Overall	49-36	21-15	6-4
Home	32-14	14-6	4-2
Road	13-17	5-8	2-2
Neutral	4-5	2-1	0-0
August	1-0	0-0	0-0
September	19-8	7-6	2-2
October	12-12	7-3	2-1
November	15-14	6-5	2-1
December	0-1	0-1	0-0
January	2-1	1-0	0-0
Leading after 1st Quarter	23-8	10-1	4-1
Tied after 1st Quarter	11-8	3-6	0-1
Trailing after 1st Quarter	15-20	8-8	2-2
Leading at Halftime	35-7	13-3	3-1
Tied at Halftime	3-2	2-1	1-0
Trailing at Halftime	11-27	6-11	2-3
Leading after 3rd Quarter	38-5	15-2	4-1
Tied after 3rd Quarter	3-2	2-2	1-1
Trailing after 3rd Quarter	8-29	4-11	1-2
When Scoring First	29-10	12-3	4-1
When Opp. Scores First	20-26	9-12	2-3
Largest Halftime Lead	30	25	25
Largest Halftime Deficit	35	35	21
>Come From Behind Win	16	16	12
Score 20-plus Points	43-10	18-3	6-2
Score 30-plus Points	30-2	13-2	5-1
Opponents Score 20 or less	34-6	11-1	3-0
Decided by 3 or less	6-4	5-1	2-1
Decided by 7 or less	19-14	12-5	3-2
Decided by 8 or less	21-15	13-5	3-2
Decided by 10 or less	23-17	14-6	3-2
Rush for 100-plus Yards	46-17	19-4	6-2
Rush for 150-plus Yards	35-4	14-1	4-0
Pass for 200-plus Yards	31-25	11-11	5-3
Pass for 300-plus Yards	5-3	2-2	2-0
Total 400-plus Yards	23-2	8-1	4-0
Opp. Rush 100 yards or less	24-5	6-0	2-0
Opp. Pass 200 yards or less	22-20	7-7	2-1
Opp. Total 300 yards or less	23-8	7-0	2-0
Commit More Turnovers	9-22	5-7	2-3
Commit Fewer Turnovers	32-7	14-2	4-0
Commit Equal Turnovers	8-7	2-6	0-1
Lead in Time of Possession	32-11	11-3	2-0
Trail in Time of Possession	17-25	10-12	4-4

\*WM=Will Muschamp

**JOE'S GOT THE TOE:** Junior **Joseph Charlton** handles the punting chores for the Gamecocks and is an All-SEC candidate. He has booted 34 punts this season for a 45.5-yard average, third in the SEC, with a long of 66. 21 of the 34 have been fair catches, with just one (his 66-yarder) resulting in a touchback, and 11 traveling over 50 yards. He was named the Ray Guy National Punter of the Week for his performance against Texas A&M when he punted six times for a 50.7-yard average.

**RECORD PACE:** **Joseph Charlton** is on pace for the Gamecocks' single-season record for punting average. Here's where he currently stands:

**PUNTING AVERAGE**

1. **Joseph Charlton (2018)..... 45.5 (34 for 1548)**
2. Daren Parker (1989).....44.3 (49 for 2170)
- Sean Kelly (2015).....44.3 (55 for 2434)
4. Spencer Lanning (2010).....44.1 (54 for 2383)
5. Ryan Succop (2006).....43.7 (29 for 1267)
- Tom O'Connor (1985) .....43.7 (52 for 2270)

**THE G.O.A.T?** **Joseph Charlton** owns a career punting average of 44.2 yards. He ranks atop the Carolina all-time punting average list for punters with at least 75 attempts.

**PUNTING AVERAGE (Min. 75 Punts)**

1. **Joseph Charlton (2017-18) .44.2 (89 for 3938)**
2. Sean Kelly (2015-16)..... 43.3 (127 for 5496)
3. Spencer Lanning (2007-10).. 42.6 (171 for 7292)
4. Ryan Succop (2005-08)..... 42.3 (85 for 3597)
5. Tom O'Connor (1984-85) ... 41.8 (118 for 4934)

**RAISING THE NET:** The Gamecocks rank third in the SEC and sixth in the nation in net punting with a 41.97 average. Here are the leaders:

Rk.	Team	Punts	Net Yds
1.	Cincinnati	52	44.08
2.	Texas A&M	42	43.95
3.	Georgia State	45	42.73
4.	Georgia Tech	27	42.70
5.	Auburn	49	42.00
6.	<b>South Carolina</b>	<b>35</b>	<b>41.97</b>

**DEEBO TO THE HOUSE:** **Deebo Samuel** notched his fourth career kickoff return for a touchdown at Ole Miss. The 90-yard return extended his school record for kickoff returns for touchdowns and tied the SEC record. He finished with 178 yards on five returns, earning SEC Special Teams Player of the Week honors for the third time in his career. He is the school's all-time leader with a 29.6-yard kick return average. His 25.2-yard average in 2018 ranks fourth in the SEC.

**BEST IN THE BUSINESS:** **Deebo Samuel** has tied the SEC career record with four kickoff returns for touchdowns. He has accomplished the feat while needing significantly fewer attempts than the other five players who are tied with four:

Player	School	Years	KOR
<b>Deebo Samuel</b>	<b>S. Carolina</b>	<b>(2014-18)</b>	<b>39 att.</b>
Evan Berry	Tennessee	(2014-17)	53 att.
Felix Jones	Arkansas	(2005-07)	62 att.
Willie Gault	Tennessee	(1979-82)	78 att.
Andre DuBose	Florida	(2009-14)	79 att.
Brandon Boykin	Georgia	(2008-11)	110 att.

**GONE BUT NOT FORGOTTEN:** The Gamecocks have lost several players with regular season-ending injuries including:  
**Bryson Allen-Williams** - ankle  
**Javon Charleston** - foot  
**Jovaughn Gwyn** - foot  
**Tavyn Jackson** - Forced to retire from football  
**Tyreek Johnson** - knee  
**Caleb Kinlaw** - knee  
**OrTre Smith** - kneecap  
**Eldridge Thompson** - shoulder  
**Jamyest Williams** - shoulder

### Preseason Accolades

**ZACK BAILEY**

- 2nd Team All-SEC - Athlon Sports
- 3rd Team All-SEC - Coaches
- 3rd Team All-SEC - SEC Media

**JAKE BENTLEY**

- Manning Award Watch List
- Maxwell Award Watch List
- Davey O'Brien Award Watch List
- Johnny Unitas Golden Arm Award Watch List
- 26th on SEC Top 30 - College Football News

**T.J. BRUNSON**

- 2nd Team All-SEC - Athlon Sports

**JOSEPH CHARLTON**

- 2nd Team All-SEC - Athlon Sports
- 2nd Team All-SEC - SEC Media
- Ray Guy Award Watch List

**K.C. CROSBY**

- John Mackey Award Watch List

**RICO DOWDLE**

- Doak Walker Award Watch List

**RASHAD FENTON**

- 4th Team All-SEC - Athlon Sports

**JAVON KINLAW**

- 3rd Team All-SEC - Athlon Sports

**WILL MUSCHAMP**

- Bobby Dodd Watch List

**DEEBO SAMUEL**

- 1st Team All-America (AP) - ESPN
- 1st Team All-America (AP) - The Athletic
- 1st Team All-America (KR) - The Kickoff
- 2nd Team All-America (AP) - Associated Press
- 2nd Team All-America (WR) - Athlon Sports
- 2nd Team All-America (KR) - Athlon Sports
- 2nd Team All-America (ATH) - Sporting News
- 2nd Team All-America (WR) - College Sports Madness
- 2nd Team All-America (KR) - College Sports Madness

- 1st Team All-SEC (WR) - Coaches
- 1st Team All-SEC (AP) - Coaches
- 1st Team All-SEC (RS) - Coaches
- 1st Team All-SEC (WR) - SEC Media
- 1st Team All-SEC (AP) - SEC Media
- 1st Team All-SEC (RS) - SEC Media
- 1st Team All-SEC (WR) - Athlon Sports
- 1st Team All-SEC (KR) - Athlon Sports
- 1st Team All-SEC (WR) - College Football News
- 18th on College Football's Top 100 - SI.com
- 22nd on SEC Top 30 - College Football News
- Fred Biletnikoff Award Watch List
- Maxwell Award Watch List

**DONELL STANLEY**

- Rimington Award Watch List

**D.J. WONNUM**

- Chuck Bednarik Award Watch List
- Ted Hendricks Award Watch List
- 3rd Team All-SEC - Athlon Sports





**HAPPY, HAPPY, JOY, JOY:** Two former walk-ons, redshirt senior long snapper **Ben Asbury** and redshirt sophomore center **Chandler Farrell**, were rewarded for their hard work and dedication by being placed on scholarship prior to the 2018 season.

**TOTING THE SHEEPSKIN:** Six Gamecocks earned their undergraduate degree in May, including **Bryson Allen-Williams, Ben Asbury, Jacob August, Javon Charleston, K.C. Crosby** and **Michael Scarnecchia**. **Malik Young** earned his degree in August. Additionally, **Nick Harvey** (Texas A&M) and **J.T. Ibe** (Rice) joined the team as graduate transfers. Another 13 players are slated to finish up their bachelor's degree in December, including **Zack Bailey, Dennis Daley, Javon Duncan, Daniel Fennell, Danny Gordon, Caleb Kinlaw, Javon Kinlaw, Steven Montac, Christian Peltage, Deebo Samuel, Donell Stanley, Eldridge Thompson** and **Ty'Son Williams**.

### Carolina Rankings

Category	Avg./No.	SEC	NCAA
Scoring Offense	32.8	6	38
Rushing Offense	167.8	10	67
Passing Offense	262.0	4	33
Passing Efficiency	149.93	4	27
Total Offense	429.8	6	46
Scoring Defense	26.7	11	63
Rushing Defense	192.3	12	93
Passing Defense	219.8	9	56
Pass Eff. Defense	124.8	8	47
Total Defense	412.1	11	81
Kickoff Returns	20.3	12	65
Opp. Kickoff Returns	23.8	11	114
Punt Returns	7.4	11	81
Opp. Punt Returns	5.9	5	36
Net Punting	42.0	3	6
Fumbles Recovered	5	11	98
Fumbles Lost	5	3	21
Passes Intercepted	6	11	97
Passes Had Intercepted	9	13	63
Turnovers Gained	11	13	111
Turnovers Lost	14	9	39
Turnover Margin	-0.3	12	91
Sacks	1.9	11	85
Sacks Allowed	1.5	5	32
Tackles for Loss	6.3	8	56
Tackles for Loss Allowed	4.8	56	22
3rd Down Percentage	.427	4	38
Opp. 3rd Down Pct.	.358	8	38
4th Down Percentage	.471	8	91
Opp. 4th Down Pct.	.571	14	85
Penalties/Game	6.4	9	79
Penalty Yards/Game	55.8	8	69
Time of Possession	25:48	14	126

### Pronunciation Guide

Ben Asbury.....	AZ-berry	Keisean Nixon .....	KEE-shawn
Shameik Blackshear .....	shuh-MEEK	Christian Peltage.....	PELL-uge
Summie Carlay.....	SUM-me car-LAY	Kiel Pollard.....	KEEL
Randrecous Davis.....	ran-DREE-cuss	Travaris Robinson.....	truh-VARR-us
Chavis Dawkins.....	Rhymes with HAVE-iss	Michael Scarnecchia .....	scar-NECK-ee-ah
Rico Dowdle .....	DOW-dull	Donell Stanley .....	don-ELL
Kingsley Enagbare .....	ee-NAG-bar-ee	Chad Terrell.....	tur-ELL
Daniel Fennell.....	fuh-NELL	Keir Thomas.....	KEER
J.T. Ibe .....	E-bay	Jay Ulrich .....	YUR-ick
Maxwell Iyama .....	ee-YAH-mah	Jamyest Williams .....	ja-MY-ist
Dakereon Joyner.....	duh-CARE-ee-on	Ty'Son Williams .....	ty-SAHN
Israel Mukuamu .....	moo-KWAW-moo	Malik Young.....	muh-LEEK

### Tracking the 2018 Opponents

Opponent (Date vs. SC)	2018	Last Game	Next Game
vs Coastal Carolina (9/1)	5-6	L, 41-17 vs Georgia Southern	at South Alabama (11/24)
vs Georgia* (9/8)	10-1	W, 66-27 vs UMass	vs Georgia Tech (11/24)
at Vanderbilt* (9/22)	5-6	W, 36-29 OT vs Ole Miss	vs Tennessee (11/24)
at Kentucky* (9/29)	8-3	W, 34-23 vs Middle Tennessee	at Louisville (11/24)
vs Missouri* (10/6)	7-4	W, 50-17 at Tennessee	vs Arkansas (11/23)
vs Texas A&M* (10/13)	7-4	W, 41-20 vs UAB	vs LSU (11/24)
vs Tennessee* (10/20)	5-6	L, 50-17 vs Missouri	at Vanderbilt (11/24)
at Ole Miss* (11/3)	5-6	L, 36-29 OT at Vanderbilt	vs Mississippi State (11/22)
at Florida* (11/10)	8-3	W, 63-10 vs Idaho	at Florida State (11/24)
vs Chattanooga (11/17)	6-5	L, 49-9 at <b>South Carolina</b>	Season Complete
at Clemson (11/24)	11-0	W, 35-6 vs Duke	<b>at South Carolina (11/24)</b>
vs Akron (12/1)	4-6	L, 21-6 vs Bowling Green	at Ohio (11/23)
<b>Opp. Overall Record</b>	<b>81-50 (.618)</b>		

### 2018 Weekly Award Winners

Javon Kinlaw	SEC Co-Defensive Lineman of the Week	at Vanderbilt (Sept. 22)
Parker White	SEC Co-Special Teams Player of the Week	vs Missouri (Oct. 6)
Jaycee Horn	SEC Freshman of the Week	vs Missouri (Oct. 6)
Joseph Charlton	Ray Guy National Punter of the Week	vs Texas A&M (Oct. 13)
D.J. Wonnum	SEC Defensive Lineman of the Week	vs Tennessee (Oct. 27)
Dylan Wonnum	SEC Freshman of the Week	vs Tennessee (Oct. 27)
Deebo Samuel	SEC Special Teams Player of the Week	at Ole Miss (Nov. 3)
Jake Bentley	(College Sports Madness) SEC Offensive Player of the Week	vs Chattanooga (No. 17)

### SEC Kickoff Returns for TDs - Career (4)

Willie Gault, Tennessee (1979-82) .....	78 att.	Andre DuBose, Florida (2009-14).....	79 att.
Felix Jones, Arkansas (2005-07).....	62 att.	Evan Berry, Tennessee (2014-17).....	53 att.
Brandon Boykin, Georgia (2008-11).....	110 att.	<b>Deebo Samuel, S. Carolina (2014-18) .....</b>	<b>39 att.</b>

### 2019 South Carolina Football Schedule

August 31	North Carolina (Charlotte)	October 19	vs Florida*
September 7	vs Charleston Southern	October 26	at Tennessee*
September 14	vs Alabama*	November 2	vs Vanderbilt*
September 21	at Missouri*	November 9	vs Appalachian State
September 28	vs Kentucky*	November 16	at Texas A&M*
October 12	at Georgia*	November 30	vs Clemson



**Media Services**

**Weekly Press Conference:**

Head Coach Will Muschamp conducts a weekly press conference at 12:30 pm ET on Tuesdays in the Media Interview Room, located underneath the west stands of Williams-Brice Stadium. Media members attending the press conference should enter the stadium through Gate 20 near the press elevator on the west side of the stadium off Bluff Road. Cross the concourse and walk down the Hall of Captains to the Media Interview Room. The press conference will be streamed live on the official website of South Carolina Athletics, [www.gamecocksonline.com](http://www.gamecocksonline.com). The University of South Carolina communications office will make Coach Muschamp's weekly press conference available for the media via an FTP site. For more information, contact Matt Freed at [mfreed@mailbox.sc.edu](mailto:mfreed@mailbox.sc.edu).

**Weekly Teleconference:**

Head Coach Will Muschamp conducts a weekly teleconference at 7 pm ET on Sundays. Please contact Steve Fink at [finksc@mailbox.sc.edu](mailto:finksc@mailbox.sc.edu) for the phone number and passcode to participate.

**SEC Teleconference:**

The Southeastern Conference will host a weekly press teleconference each Wednesday from Aug. 29 through Nov. 21. The teleconference, open to the media, will feature the head coach from each team every week. Coach Muschamp's schedule time is 12:10 pm ET. Contact the SEC Media Relations office at for the number and passcode.

**Carolina Calls:**

Head coach Will Muschamp and play-by-play voice Todd Ellis host the weekly Carolina Calls radio show from Wild Wing Cafe in the Vista on Thursday nights from 7-8 p.m. ET. Carolina Calls can be heard on the flagship station of Carolina Athletics, 107.5 The Game.

**Television Show:**

The **Will Muschamp Television Show** airs at 11:30 a.m. on Sundays on Fox Sports Southeast, WACH-FOX in Columbia, WPDE in Florence and WCIV in Charleston.

Fox Sports Southeast: 11:30 a.m. & 6:30 p.m. Sundays  
 WACH (FOX) in Columbia: 10:30 p.m. Sundays  
 WCIV (ABC) in Charleston: 11:30 p.m. Sundays  
 WPDE (ABC) in Florence: 12:30 p.m. Sundays

**Gamecocks in the NFL**

Name	Team	Position
Damiere Byrd	Carolina Panthers	Wide Receiver
A.J. Cann	Jacksonville Jaguars	Offensive Guard
Jadeveon Clowney	Houston Texans	Defensive End
Jared Cook	Oakland Raiders	Tight End
Pharoh Cooper*	Los Angeles Rams	Wide Receiver
Mike Davis	Seattle Seahawks	Running Back
Patrick DiMarco	Buffalo Bills	Fullback
Bruce Ellington	Detroit Lions	Wide Receiver
Stephon Gilmore	New England Patriots	Cornerback
Hayden Hurst	Baltimore Ravens	Tight End
Melvin Ingram	Los Angeles Chargers	Linebacker
Alshon Jeffery	Philadelphia Eagles	Wide Receiver
Isaiah Johnson	Tampa Bay Buccaneers	Safety
Johnathan Joseph	Houston Texans	Cornerback
Chris Lammons#	New Orleans Saints	Cornerback
Skai Moore	Indianapolis Colts	Linebacker
Captain Munneryn	Carolina Panthers	Cornerback
Brandon Shell	New York Jets	Offensive Tackle
Taylor Stallworth	New Orleans Saints	Defensive Tackle
Darian Stewart	Denver Broncos	Safety
Ryan Succop	Tennessee Titans	Placekicker
D.J. Swearinger	Washington Redskins	Safety
Brandon Wilds	Jacksonville Jaguars	Running Back

\*-Injured Reserve #-Practice Squad

**Carolina Football Radio Affiliates**

Aiken/Edgefield	WKSX-FM	92.7	Hilton Head	WVSC-FM	106.5
Allendale	WDOG-FM	93.5	Lake City	WHYM-AM	1260
Camden	WCAM-AM	1590	Myrtle Beach	WMIR-FM	93.9
Charleston	WWIK-FM	98.9	Newberry	WKDK-AM	1240
Chesterfield	WVSZ-FM	107.3	Rock Hill	WRHM-FM	107.1
Columbia	WNKT-FM	107.5	Seneca	WSNW-AM	1150
Florence	WFRK-FM	95.3	Seneca	WSNW-FM	94.1
Gaffney	WZZQ-AM	1500	Spartanburg	WSPG-AM	1400
Gaffney	WZZQ-FM	104.3	Spartanburg	WSPG-FM	98.3
Greenville	WROO-FM	104.9	Sumter	WIBZ-FM	95.5
Greenwood	WCZZ-AM	1090	Union	WBCU-AM	1460
Greenwood	WCZZ-FM	102.7	Union	WBCU-FM	103.5
Hilton Head	WVSC-FM	99.1			

**Weekly Media Availability**

SUNDAY	MONDAY	TUESDAY	WEDNESDAY	THURSDAY	FRIDAY	SATURDAY
Practice is scheduled for 5 pm. Head coach Will Muschamp holds a teleconference at 7 p.m. ET. No player availability.	The team is scheduled for an off day. No media availability for coaches or players.	Practice is scheduled for 9 am. Selected players will be available following practice. All requests must be in to Steve Fink by 5 p.m. Sunday. Coach Muschamp holds a 12:30 pm press conference.	Practice is scheduled for 9 am. There is no post-practice availability. Coach Muschamp is on the SEC conference call at 12:10 p.m. ET.	Practice is scheduled for 9 am. There is no post-practice availability. Coach Will Muschamp's weekly radio show is from 7-8 p.m. ET from Wild Wing Cafe in the Vista.	Head coach Will Muschamp, offensive and defensive coordinators and selected players are available for network television only.	Coach Muschamp and selected players will be available in Media Interview Room following the game. The Gamecocks' locker room is closed.



**GM  
12**

**#4/3 Clemson 34  
South Carolina 10**

November 25, 2017  
Williams-Brice Stadium  
Columbia, S.C.  
82,908



**COLUMBIA, S.C.** — Kelly Bryant threw two touchdowns to Hunter Renfrow and No. 4 Clemson kept on track for a third straight trip to the College Football Playoff with a 34-10 victory over rival South Carolina on Saturday night.

The Tigers (11-1, No. 3 College Football Playoff) won their fourth straight game in the Palmetto State's most cared-about sporting event, tying their second-longest run of dominance in the series.

The win was the 100th in Clemson coach Dabo Swinney's career. And combined with the CFP's top teams - Alabama and Miami - losing this weekend, the Tigers solidified their position among the top four heading into the Atlantic Coast Conference title game next week.

The Tigers entered wary of a rejuvenated South Carolina (8-4, No. 24 CFP), which finished second in the Southeastern Conference East and had its most victories in a season in four years. But Clemson's defense bottled up the Gamecocks and quarterback Jake Bentley for a second consecutive season.

Fittingly, cornerback Ryan Carter opened Clemson's scoring with a 12-yard pick-six on quarterback Jake Bentley's bad throw near his goal line.

South Carolina managed just 99 yards in the first half and 207 for the game, its lowest total this season.

Renfrow, whose 2-yard TD catch with a second left gave Clemson a 35-31 win over Alabama in the national title game in January, scored on passes of 4 and 61 yards to put things out of reach. Renfrow had his third career two-TD game, the other two coming in Clemson's national championship appearances against Alabama the previous two years.

Bryant completed 23 of 34 passes for 272 yards, his most since throwing for 316 yards against Louisville on Sept. 16.

Bentley finished 16 of 29 for 126 yards, two interceptions and a 38-yard TD pass to Bryan Edwards late in the fourth quarter. Bentley passed for just 41 yards against the Tigers in a 56-7 loss in 2016.

**GAME CHANGER**

Clemson scored its first touchdown on a 12-yard interception return from Ryan Carter with 6:50 left in the first quarter. That occurred after the South Carolina defense held the Tigers' offense on their first possession. Clemson never trailed while putting up 469 yards of offense.

**KEY STAT**

35:26 — Clemson's ground game combined with its defense held the ball for 35:26 on the night. Clemson converted on seven of its 16 third-down conversions and were 3-for-3 scored in the red zone.



<b>Clemson</b>	7	13	14	0	34
<b>South Carolina</b>	0	0	0	10	10

**SCORING SUMMARY**

1st	6:50	CU	Carter 12-yard interception return (Spence kick)	0-7
2nd	8:12	CU	Feaster 1-yard run (Spence kick) (9-80-2:46)	0-14
2nd	1:59	CU	Renfrow 4-yard pass from Bryant (kick failed) (10-79-4:51)	0-20
3rd	14:39	CU	Renfrow 61-yard pass from Bryant (Spence kick) (1-61-0:21)	0-27
3rd	2:47	CU	Etienne 5-yard run (Spence kick) (13-69-6:09)	0-34
4th	13:21	SC	White 40-yard field goal (4-(-1)-0:52)	3-34
4th	2:45	SC	Edwards 38-yard pass from Bentley (White kick) (9-80-4:11)	10-34

**TEAM STATISTICS**

	CU	SC
First Downs	27	10
Rushing	12	4
Passing	12	6
Penalty	3	0
Net Yards Rushing	184	81
Rushing Attempts	45	25
Net Yards Passing	285	126
Cmp.-Att.-Int.	25-38-2	16-29-2
Total Offense Yards	469	207
Total Offense Plays	83	54
Fumbles: No.-Lost	1-0	1-0
Penalties: No.-Yards	2-25	9-76
Punts-Yards	3-133	7-369
Avg. Yards Per Punt	44.3	52.7
Punt Returns: No.-Yards	0-0	1-(-3)
Kickoff Returns: No.-Yards	2-67	5-103
Interceptions: No.-Yards	2-12	2-22
Possession Time	35:26	24:34
Third Down Conversions	7-16	6-15
Fourth Down Conversions	2-3	0-0
Red Zone Scores-Chances	3-3	0-0
Sacks By: No.-Yards	1-4	1-4
PAT Kicks	4-5	1-1
Field Goals	0-0	1-1

**INDIVIDUAL STATISTICS**

**RUSHING:** CU: Etienne 9-41; Choice 7-39; Bryant 10-26; McCloud 2-22; Fuller 5-20; Feaster 6-18; Cooper 1-9; Rencher 3-8; Rodgers 1-4, Team 1-(-3). SC: T. Williams 13-53; Turner 2-10; Bentley 5-9; Denson 3-6; Davis 1-(-2).

**PASSING:** CU: Bryant 23-34-1-272; Johnson 2-4-1-13. SC: Bentley 16-29-2-126.

**RECEIVING:** CU: Renfrow 4-75; Higgins 3-84; Cain 3-23; McCloud 3-16; Greenlee 2-19; Fuller 2-16; Rodgers 2-16; Feaster 2-12; Richard 2-(-5); Etienne 1-23; Overton 1-6. SC: Edwards 6-70; Hurst 3-28; O. Smith 3-12; T. Williams 2-13; Turner 2-3.

**PUNT RETURNS:** CU: None. SC: Lammons 1-(-3).

**KICKOFF RETURNS:** CU: Etienne 2-67. SC: Fenton 3-58; Turner 2-45.

**INTERCEPTION RETURNS:** CU: Carter 1-12; Mullen 1-0. SC: Nixon 1-22; Montac 1-0.





# ALPHABETICAL ROSTER

No.	Name	Pos.	Ht.	Wt.	Yr.-Exp	Hometown (High/Last School)
35	Trey Adkins	WR	5-10	158	FR-HS	Simpsonville, S.C. (Hillcrest)
4	Bryson Allen-Williams	LB	6-1	230	SR-3L	Ellenwood, Ga. (Cedar Grove)
85	Michael Almond	K/P	6-3	225	JR-2L	North Augusta, S.C. (Westminster)
45	Ben Asbury	LS	6-0	199	SR-1L	Atlanta, Ga. (Holy Innocents' Episcopal/ Berry College)
40	Jacob August	TE	6-6	252	SR-3L	Columbia, S.C. (Cardinal Newman/ Fork Union)
78	Zack Bailey	OL	6-6	314	SR-3L	Summerville, S.C. (Summerville)
96	Josh Belk	DL	6-3	359	FR-TR	Richburg, S.C. (Lewisville/Clemson)
19	Jake Bentley	QB	6-4	224	JR-2L	Opelika, Ala. (Opelika)
91	Shameik Blackshear	DL	6-5	270	JR-2L	Bluffton, S.C. (Bluffton)
33	Zay Brown	DB	5-11	200	FR-RS	Athens, Ga. (Clarke Central)
6	T.J. Brunson	LB	6-1	240	JR-2L	Columbia, S.C. (Richland Northeast)
39	Eddie Buckhouse	PK	5-8	147	FR-HS	Florence, S.C. (Trinity-Byrnes Collegiate)
68	Wyatt Campbell	OL	6-6	305	FR-HS	Elgin, S.C. (Lugoff-Elgin)
63	Blake Camper	OL	6-8	309	SR-3L	Virginia Beach, Va. (Frank W. Cox)
73	Summie Carlay	OL	6-5	300	FR-RS	Laurens, S.C. (Laurens)
33	Slade Carroll	RB	5-9	210	FR-RS	Lexington, S.C. (Lexington)
75	Jordon Carty	OL	6-7	315	FR-RS	Lauderdale Lakes, Fla. (South Broward)
17	Javon Charleston	DB	6-1	187	JR-2L	Gurnee, Ill. (Warren)
20	Joseph Charlton	P	6-5	188	JR-1L	Columbia, S.C. (A.C. Flora)
31	Jamel Cook	DB	6-4	186	SO-TR	Miami, Fla. (Miami Central/ Southern California)
3	K.C. Crosby	TE	6-1	229	SR-3L	Bamberg, S.C. (Bamberg-Ehrhardt)
74	Dennis Daley	OL	6-6	324	SR-1L	Columbia, S.C. (Ridge View/ Georgia Military)
8	Randrecous Davis	WR	5-10	189	SO-1L	Atlanta, Ga. (Mays)
83	Chavis Dawkins	WR	6-2	220	JR-2L	Duncan, S.C. (Byrnes)
59	Alex DeLoach	LB	6-3	209	FR-RS	Summerville, S.C. (Ashley Ridge)
34	Mon Denson	RB	5-10	212	JR-1L	LaGrange, Ga. (LaGrange)
26	Jaylin Dickerson	DB	6-1	191	FR-RS	Southern Pines, N.C. (Pinecrest)
4	Darius Douglas	QB	6-0	199	FR-RS	Moncks Corner, S.C. (Berkeley)
71	Eric Douglas	OL	6-4	298	FR-RS	Charlotte, N.C. (Mallard Creek)
5	Rico Dowdle	RB	6-0	215	JR-2L	Asheville, N.C. (A.C. Reynolds)
61	Javion Duncan	DL	5-11	273	SR-1L	Simpsonville, S.C. (Woodmont/Citadel)
45	Spencer Eason-Riddle	LB	6-0	225	SO-SQ	Raleigh, N.C. (Leesville Road)
89	Bryan Edwards	WR	6-3	220	JR-2L	Conway, S.C. (Conway)
99	Jabari Ellis	DL	6-3	280	JR-JC	Vance, S.C. (Lake Marion/ Georgia Military)
52	Kingsley Enagbare	DL	6-4	285	FR-HS	Atlanta, Ga. (Hapeville Charter)
60	Chandler Farrell	OL	6-3	290	SO-1L	Summerville, S.C. (Summerville)
35	Daniel Fennell	DL	6-2	246	JR-2L	Loganville, Ga. (Grayson)
16	Rashad Fenton	DB	5-11	188	SR-3L	Miami, Fla. (Miami Carol City)
14	Deshaun Fenwick	RB	6-1	220	FR-HS	Bradenton, Fla. (Braden River)
47	Jaylan Foster	DB	5-10	184	SO-SQ	Duncan, S.C. (Byrnes/Gardner-Webb)
50	Griffin Gentry	DL	6-1	270	SO-SQ	Birmingham, Ala. (Homewood)
36	Jonathan Gipson	DB	6-1	186	FR-HS	Hoschton, Ga. (Mill Creek)
11	Corbett Glick	QB	6-1	203	FR-HS	Columbia, S.C. (Hammond School)
17	Danny Gordon	QB	6-0	211	SR-1L	Worthington, Ohio (Worthington/ Miami (Ohio))
44	Sherrad Greene	LB	6-1	228	SO-1L	Rocky Mount, N.C. (Rocky Mount)
54	Jovaughn Gwyn	OL	6-2	296	FR-HS	Charlotte, N.C. (Harding University)
47	Cole Hanna	PK	5-7	170	FR-HS	Norcross, Ga. (Norcross)
23	Bailey Hart	WR	6-3	178	SO-SQ	Mount Pleasant, S.C. (Wando)
1	Nick Harvey	DB	5-10	190	SR-TR	Lancaster, Texas (Richmond Travis/ Texas A&M)
15	Evan Hinson	TE	6-4	230	SO-1L	Deltona, Fla. (Deltona)
39	Dawson Hoffman	DB	5-11	197	FR-HS	Spartanburg, S.C. (Dorman)
7	Jaycee Horn	DB	6-1	195	FR-HS	Alpharetta, Ga. (Alpharetta)
50	Sadarius Hutcherson	OL	6-4	310	SO-1L	Huntingdon, Tenn. (Huntingdon)
29	J.T. Ibe	DB	5-10	191	SR-TR	Mansfield, Texas (Mansfield/Rice)

No.	Name	Pos.	Ht.	Wt.	Yr.-Exp	Hometown (High/Last School)
51	Maxwell Iyama	OL	6-5	310	FR-HS	Murfreesboro, Tenn. (Siegel)
41	Caleb Jenerette	TE	6-2	221	FR-RS	Aynor, S.C. (Aynor)
19	Brad Johnson	DL	6-2	250	SO-1L	Pendleton, S.C. (Pendleton)
61	Cameron Johnson	OL	6-6	289	SO-SQ	Bennettsville, S.C. (Marlboro County)
92	Tyreek Johnson	DL	6-3	270	FR-HS	Sumter, S.C. (Lakewood)
53	Ernest Jones	LB	6-2	235	FR-HS	Waycross, Ga. (Ware County)
7	Dakereon Joyner	QB	6-1	208	FR-HS	North Charleston, S.C. (Fort Dorchester)
32	Caleb Kinlaw	RB	5-10	198	SR-1L	Goose Creek, S.C. (Goose Creek/ Pearl River C.C.)
3	Javon Kinlaw	DL	6-6	305	JR-1L	Charleston, S.C. (Goose Creek/Jones C.C.)
42	Rosendo Louis Jr.	LB	6-2	240	FR-HS	Deerfield Beach, Fla. (Deerfield Beach)
70	Hank Manos	OL	6-4	289	FR-HS	Chapin, S.C. (Chapin)
84	Kyle Markway	TE	6-4	242	JR-1L	St. Louis, Mo. (St. John Vianney)
48	Sean McGonigal	LB	6-1	221	FR-RS	Myrtle Beach, S.C. (Myrtle Beach)
22	Steven Montac	DB	5-10	186	SR-2L	Covington, Ga. (Newton/Coffeyville C.C.)
24	Israel Mukuamu	DB	6-4	200	FR-HS	Bossier City, La. (Parkway)
9	Keisane Nixon	DB	5-10	193	SR-1L	Compton, Calif. (Salesian/Az. Western)
57	Jazuun Outlaw	DL	6-2	238	SO-SQ	Dillon, S.C. (Dillon)
55	Christian Pella	OL	6-7	305	JR-1L	Brooksville, Fla. (Nature Coast Tech)
32	Kevin Pickens	DB	5-8	177	JR-HS	Anderson, S.C. (T.L. Hanna)
87	Kiel Pollard	TE	6-1	235	JR-2L	Moultrie, Ga. (Colquitt County)
66	Will Putnam	OL	6-5	297	SO-SQ	Harrisburg, N.C. (Hickory Ridge)
46	Patrick Reedy	TE	6-7	240	FR-HS	Columbia, S.C. (Cardinal Newman)
88	Will Register	TE	6-4	251	FR-RS	Chapin, S.C. (Chapin)
76	Jordan Rhodes	OL	6-4	325	FR-RS	Fairburn, Ga. (Creekside)
10	R.J. Roderick	DB	6-0	207	FR-HS	Summerville, S.C. (Cane Bay)
82	Bailey Rogers	WR	5-9	167	JR-TR	Piedmont, S.C. (Wren/Furman)
81	Darius Rush	WR	6-2	184	FR-HS	Kingstree, S.C. (C.E. Murray)
1	Deebo Samuel	WR	6-0	210	SR-3L	Inman, S.C. (Chapman)
90	Rick Sandidge	DL	6-5	285	FR-HS	Concord, N.C. (Concord)
12	Michael Scarnecchia	QB	6-3	216	SR-1L	Fleming Island, Fla. (Fleming Island)
40	Jason Senn	DB	5-8	186	SR-SQ	Beaufort, S.C. (Beaufort)
95	Kobe Smith	DL	6-2	295	JR-2L	Lawrenceville, Ga. (Archer)
49	Matthew Smith	LS	6-0	209	FR-RS	Roswell, Ga. (Roswell)
18	OrTre Smith	WR	6-4	222	SO-1L	Mount Pleasant, S.C. (Wando)
13	Shi Smith	WR	5-10	187	SO-1L	Union, S.C. (Union County)
30	Damani Staley	LB	6-0	225	SO-1L	Columbia, S.C. (Ridge View)
72	Donell Stanley	OL	6-3	315	JR-2L	Floydale, S.C. (Latta)
15	Aaron Sterling	DL	6-1	245	SO-1L	Atlanta, Ga. (Tucker)
86	Chad Terrell	WR	6-3	219	SO-1L	Bogue Chitto, Miss. (North Paulding)
28	Joe Thomas	WR	5-9	183	FR-HS	Hoschton, Ga. (Mill Creek)
5	Keir Thomas	DL	6-2	276	JR-2L	Miami, Fla. (Miami Central)
11	Eldridge Thompson	LB	6-1	229	SR-1L	Houston, Texas (White Station/ Coffeyville C.C.)
48	Will Tommie	PK	5-10	167	JR-TR	Greenwood, S.C. (Emerald/Tusculum)
25	A.J. Turner	RB	5-10	195	JR-2L	Clifton, Va. (Centreville)
18	Jay Urich	QB	6-5	210	FR-RS	Greenville, S.C. (Wren)
31	Lavonte Valentine	RB	6-0	190	FR-HS	Melbourne, Fla. (Melbourne Central Catholic)
6	Josh Vann	WR	5-10	185	FR-HS	Tucker, Ga. (Tucker)
46	Noah Vincent	LB	6-0	209	FR-HS	Buford, S.C. (Buford)
94	M.J. Webb	DL	6-3	288	FR-RS	Rutledge, Ga. (Morgan County)
43	Parker White	PK	6-5	200	SO-1L	Mount Pleasant, S.C. (Wando)
21	Jamyest Williams	DB	5-8	182	SO-1L	Dacula, Ga. (Grayson)
27	Ty'Son Williams	RB	6-0	219	JR-1L	Sumter, S.C. (Crestwood/N. Carolina)
51	Donovan Wirt	LB	6-1	222	SO-TR	Raeftord, N.C. (Hoke County/ UNC-Pembroke)
8	D.J. Wonnum	DL	6-5	258	JR-2L	Stone Mountain, Ga. (Stephenson)
79	Dylan Wonnum	OL	6-5	310	FR-HS	Tucker, Ga. (Tucker)
42	Alexander Woznick	PK	5-11	166	SO-1L	Greenville, S.C. (Eastside)
77	Malik Young	OL	6-3	287	SR-2L	Pelzer, S.C. (Woodmont)



No.	Name	Pos.	Ht.	Wt.	Yr.-Exp	Hometown (High/Last School)
1	Deebo Samuel	WR	6-0	210	SR-3L	Inman, S.C. (Chapman)
1	Nick Harvey	DB	5-10	190	SR-TR	Lancaster, Texas (Richmond Travis/ Texas A&M)
3	K.C. Crosby	TE	6-1	229	SR-3L	Bamberg, S.C. (Bamberg-Ehrhardt)
3	Javon Kinlaw	DL	6-6	305	JR-1L	Charleston, S.C. (Goose Creek/Jones C.C.)
4	Bryson Allen-Williams	LB	6-1	230	SR-3L	Ellenwood, Ga. (Cedar Grove)
4	Darius Douglas	QB	6-0	199	FR-RS	Moncks Corner, S.C. (Berkeley)
5	Rico Dowdle	RB	6-0	215	JR-2L	Asheville, N.C. (A.C. Reynolds)
5	Keir Thomas	DL	6-2	276	JR-2L	Miami, Fla. (Miami Central)
6	T.J. Brunson	LB	6-1	240	JR-2L	Columbia, S.C. (Richland Northeast)
6	Josh Vann	WR	5-10	185	FR-HS	Tucker, Ga. (Tucker)
7	Dakereon Joyner	QB	6-1	208	FR-HS	North Charleston, S.C. (Fort Dorchester)
7	Jaycee Horn	DB	6-1	195	FR-HS	Alpharetta, Ga. (Alpharetta)
8	D.J. Wonnum	DL	6-5	258	JR-2L	Stone Mountain, Ga. (Stephenson)
8	Randrecous Davis	WR	5-10	189	SO-1L	Atlanta, Ga. (Mays)
9	Keisean Nixon	DB	5-10	193	SR-1L	Compton, Calif. (Salesian/Az. Western)
10	R.J. Roderick	DB	6-0	207	FR-HS	Summerville, S.C. (Cane Bay)
11	Eldridge Thompson	LB	6-1	229	SR-1L	Houston, Texas (White Station/ Coffeyville C.C.)
11	Corbett Glick	QB	6-1	203	FR-HS	Columbia, S.C. (Hammond School)
12	Michael Scarnecchia	QB	6-3	216	SR-1L	Fleming Island, Fla. (Fleming Island)
13	Shi Smith	WR	5-10	187	SO-1L	Union, S.C. (Union County)
14	Deshaun Fenwick	RB	6-1	220	FR-HS	Bradenton, Fla. (Braden River)
15	Evan Hinson	TE	6-4	230	SO-1L	Deltona, Fla. (Deltona)
15	Aaron Sterling	DL	6-1	245	SO-1L	Atlanta, Ga. (Tucker)
16	Rashad Fenton	DB	5-11	188	SR-3L	Miami, Fla. (Miami Carol City)
17	Javon Charleston	DB	6-1	187	JR-2L	Gurnee, Ill. (Warren)
17	Danny Gordon	QB	6-0	211	SR-1L	Worthington, Ohio (Worthington/ Miami (Ohio))
18	Jay Urich	QB	6-5	210	FR-RS	Greenville, S.C. (Wren)
18	OrTre Smith	WR	6-4	222	SO-1L	Mount Pleasant, S.C. (Wando)
19	Jake Bentley	QB	6-4	224	JR-2L	Opelika, Ala. (Opelika)
19	Brad Johnson	DL	6-2	250	SO-1L	Pendleton, S.C. (Pendleton)
20	Joseph Charlton	P	6-5	188	JR-1L	Columbia, S.C. (A.C. Flora)
21	Jamyest Williams	DB	5-8	182	SO-1L	Dacula, Ga. (Grayson)
22	Steven Montac	DB	5-10	186	SR-2L	Covington, Ga. (Newton/Coffeyville C.C.)
23	Bailey Hart	WR	6-3	178	SO-SQ	Mount Pleasant, S.C. (Wando)
24	Israel Mukuamu	DB	6-4	200	FR-HS	Bossier City, La. (Parkway)
25	A.J. Turner	RB	5-10	195	JR-2L	Clifton, Va. (Centreville)
26	Jaylin Dickerson	DB	6-1	191	FR-RS	Southern Pines, N.C. (Pinecrest)
27	Ty'Son Williams	RB	6-0	219	JR-1L	Sumter, S.C. (Crestwood/N. Carolina)
28	Joe Thomas	WR	5-9	183	FR-HS	Hoschton, Ga. (Mill Creek)
29	J.T. Ibe	DB	5-10	191	SR-TR	Mansfield, Texas (Mansfield/Rice)
30	Damani Staley	LB	6-0	225	SO-1L	Columbia, S.C. (Ridge View)
31	Jamel Cook	DB	6-4	186	SO-TR	Miami, Fla. (Miami Central/ Southern California)
31	Lavonte Valentine	RB	6-0	190	FR-HS	Melbourne, Fla. (Melbourne Central Catholic)
32	Caleb Kinlaw	RB	5-10	198	SR-1L	Goose Creek, S.C. (Goose Creek/ Pearl River C.C.)
32	Kevin Pickens	DB	5-8	177	JR-HS	Anderson, S.C. (T.L. Hanna)
33	Zay Brown	DB	5-11	200	FR-RS	Athens, Ga. (Clarke Central)
33	Slade Carroll	RB	5-9	210	FR-RS	Lexington, S.C. (Lexington)
34	Mon Denson	RB	5-10	212	JR-1L	LaGrange, Ga. (LaGrange)
35	Daniel Fennell	DL	6-2	246	JR-2L	Loganville, Ga. (Grayson)
35	Trey Adkins	WR	5-10	158	FR-HS	Simpsonville, S.C. (Hillcrest)
36	Jonathan Gipson	DB	6-1	186	FR-HS	Hoschton, Ga. (Mill Creek)
39	Dawson Hoffman	DB	5-11	197	FR-HS	Spartanburg, S.C. (Dorman)
39	Eddie Buckhouse	PK	5-8	147	FR-HS	Florence, S.C. (Trinity-Byrnes Collegiate)
40	Jacob August	TE	6-6	252	SR-3L	Columbia, S.C. (Cardinal Newman/ Fork Union)

No.	Name	Pos.	Ht.	Wt.	Yr.-Exp	Hometown (High/Last School)
40	Jason Senn	DB	5-8	186	SR-SQ	Beaufort, S.C. (Beaufort)
41	Caleb Jenerette	TE	6-2	221	FR-RS	Aynor, S.C. (Aynor)
42	Rosendo Louis Jr.	LB	6-2	240	FR-HS	Deerfield Beach, Fla. (Deerfield Beach)
42	Alexander Woznick	PK	5-11	166	SO-1L	Greenville, S.C. (Eastside)
43	Parker White	PK	6-5	200	SO-1L	Mount Pleasant, S.C. (Wando)
44	Sherrod Greene	LB	6-1	228	SO-1L	Rocky Mount, N.C. (Rocky Mount)
45	Ben Asbury	LS	6-0	199	SR-1L	Atlanta, Ga. (Holy Innocents' Episcopal/ Berry College)
45	Spencer Eason-Riddle	LB	6-0	225	SO-SQ	Raleigh, N.C. (Leesville Road)
46	Patrick Reedy	TE	6-7	240	FR-HS	Columbia, S.C. (Cardinal Newman)
46	Noah Vincent	LB	6-0	209	FR-HS	Buford, S.C. (Buford)
47	Jaylan Foster	DB	5-10	184	SO-SQ	Duncan, S.C. (Byrnes/Gardner-Webb)
47	Cole Hanna	PK	5-7	170	FR-HS	Norcross, Ga. (Norcross)
48	Sean McGonigal	LB	6-1	221	FR-RS	Myrtle Beach, S.C. (Myrtle Beach)
48	Will Tommie	PK	5-10	167	JR-TR	Greenville, S.C. (Emerald/Tusculum)
49	Matthew Smith	LS	6-0	209	FR-RS	Roswell, Ga. (Roswell)
50	Sadarius Hurcherson	OL	6-4	310	SO-1L	Huntingdon, Tenn. (Huntingdon)
50	Griffin Gentry	DL	6-1	270	SO-SQ	Birmingham, Ala. (Homewood)
51	Maxwell Iyama	OL	6-5	310	FR-HS	Murfreesboro, Tenn. (Siegel)
51	Donovan Wirt	LB	6-1	222	SO-TR	Raeford, N.C. (Hoke County/ UNC-Pembroke)
52	Kingsley Enagbare	DL	6-4	285	FR-HS	Atlanta, Ga. (Hapeville Charter)
53	Ernest Jones	LB	6-2	235	FR-HS	Waycross, Ga. (Ware County)
54	Jovaughn Gwyn	OL	6-2	296	FR-HS	Charlotte, N.C. (Harding University)
55	Christian Pellation	OL	6-7	305	JR-1L	Brooksville, Fla. (Nature Coast Tech)
57	Jazuun Outlaw	DL	6-2	238	SO-SQ	Dillon, S.C. (Dillon)
59	Alex DeLoach	LB	6-3	209	FR-RS	Summerville, S.C. (Ashley Ridge)
60	Chandler Farrell	OL	6-3	290	SO-1L	Summerville, S.C. (Summerville)
61	Javion Duncan	DL	5-11	273	SR-1L	Simpsonville, S.C. (Woodmont/Citadel)
61	Cameron Johnson	OL	6-6	289	SO-SQ	Bennettsville, S.C. (Marlboro County)
63	Blake Camper	OL	6-8	309	SR-3L	Virginia Beach, Va. (Frank W. Cox)
66	Will Putnam	OL	6-5	297	SO-SQ	Harrisburg, N.C. (Hickory Ridge)
68	Wyatt Campbell	OL	6-6	305	FR-HS	Elgin, S.C. (Lugoff-Elgin)
70	Hank Manos	OL	6-4	289	FR-HS	Chapin, S.C. (Chapin)
71	Eric Douglas	OL	6-4	298	FR-RS	Charlotte, N.C. (Mallard Creek)
72	Donell Stanley	OL	6-3	315	JR-2L	Floydale, S.C. (Latta)
73	Summie Carlay	OL	6-5	300	FR-RS	Laurens, S.C. (Laurens)
74	Dennis Daley	OL	6-6	324	SR-1L	Columbia, S.C. (Ridge View/ Georgia Military)
75	Jordan Carty	OL	6-7	315	FR-RS	Lauderdale Lakes, Fla. (South Broward)
76	Jordan Rhodes	OL	6-4	325	FR-RS	Fairburn, Ga. (Creekside)
77	Malik Young	OL	6-3	287	SR-2L	Pelzer, S.C. (Woodmont)
78	Zack Bailey	OL	6-6	314	SR-3L	Summerville, S.C. (Summerville)
79	Dylan Wonnum	OL	6-5	310	FR-HS	Tucker, Ga. (Tucker)
81	Darius Rush	WR	6-2	184	FR-HS	Kingstree, S.C. (C.E. Murray)
82	Bailey Rogers	WR	5-9	167	JR-TR	Piedmont, S.C. (Wren/Furman)
83	Chavis Dawkins	WR	6-2	220	JR-2L	Duncan, S.C. (Byrnes)
84	Kyle Markway	TE	6-4	242	JR-1L	St. Louis, Mo. (St. John Vianney)
85	Michael Almond	K/P	6-3	225	JR-2L	North Augusta, S.C. (Westminster)
86	Chad Terrell	WR	6-3	219	SO-1L	Bogue Chitto, Miss. (North Paulding)
87	Kiel Pollard	TE	6-1	235	JR-2L	Moultrie, Ga. (Colquitt County)
88	Will Register	TE	6-4	251	FR-RS	Chapin, S.C. (Chapin)
89	Bryan Edwards	WR	6-3	220	JR-2L	Conway, S.C. (Conway)
90	Rick Sandidge	DL	6-5	285	FR-HS	Concord, N.C. (Concord)
91	Shameik Blackshear	DL	6-5	270	JR-2L	Bluffton, S.C. (Bluffton)
92	Tyreek Johnson	DL	6-3	270	FR-HS	Sumter, S.C. (Lakewood)
94	M.J. Webb	DL	6-3	288	FR-RS	Rutherford, Ga. (Morgan County)
95	Kobe Smith	DL	6-2	295	JR-2L	Lawrenceville, Ga. (Archer)
96	Josh Belk	DL	6-3	359	FR-TR	Richburg, S.C. (Lewisville/Clemson)
99	Jabari Ellis	DL	6-3	280	JR-JC	Vance, S.C. (Lake Marion/ Georgia Military)



## South Carolina Depth Chart

(Updated at the end of preseason fall camp)

### Offense

<b>WR</b>	1 Deebo Samuel	6-0	210	SR-3L	Inman, S.C.
	6 Josh Vann	5-10	185	FR-HS	Tucker, Ga.
<b>WR</b>	13 Shi Smith	5-10	187	SO-1L	Union, S.C.
	8 Randrecous Davis	5-10	189	SO-1L	Atlanta, Ga.
<b>WR</b>	89 Bryan Edwards	6-3	220	JR-2L	Conway, S.C.
	18 OrTre Smith	6-4	222	SO-1L	Mt. Pleasant, S.C.
<b>LT</b>	74 Dennis Daley	6-6	324	SR-1L	Columbia, S.C.
	77 Malik Young	6-3	287	SR-2L	Pelzer, S.C.
<b>LG</b>	78 Zack Bailey	6-6	314	SR-3L	Summerville, S.C.
	54 Jovaughn Gwyn	6-2	296	FR-HS	Charlotte, N.C.
<b>OC</b>	72 Donell Stanley	6-3	315	JR-2L	Floydale, S.C.
	60 Chandler Farrell	6-3	290	SO-1L	Summerville, S.C.
<b>RG</b>	50 Sadarius Hutcherson	6-4	310	SO-1L	Huntingdon, Tenn.
	76 Jordan Rhodes	6-4	325	FR-RS	Fairburn, Ga.
<b>RT</b>	63 Blake Camper	6-8	309	SR-3L	Virginia Beach, Va.
	79 Dylan Wonnum	6-5	310	FR-HS	Tucker, Ga.
<b>TE</b>	3 K.C. Crosby	6-1	229	SR-3L	Bamberg, S.C.
	87 Kiel Pollard	6-1	235	JR-2L	Moultrie, Ga.
<b>TE</b>	40 Jacob August	6-6	252	SR-3L	Columbia, S.C.
	84 Kyle Markway	6-4	242	JR-1L	St. Louis, Mo.
<b>QB</b>	19 Jake Bentley	6-4	224	JR-2L	Opelika, Ala.
	12 Michael Scarnecchia	6-3	216	SR-1L	Fleming Island, Fla.
<b>RB</b>	5 Rico Dowdle	6-0	215	JR-2L	Asheville, N.C.
	OR 27 Ty'Son Williams	6-0	219	JR-1L	Sumter, S.C.
	OR 25 A.J. Turner	5-10	195	JR-2L	Clifton, Va.
	OR 34 Mon Denson	5-10	212	JR-1L	LaGrange, Ga.

### Defense

<b>DE</b>	15 Aaron Sterling	6-1	245	SO-1L	Atlanta, Ga.
	91 Shameik Blackshear	6-5	270	JR-2L	Bluffton, S.C.
<b>DT</b>	3 Javon Kinlaw	6-6	305	JR-1L	Charleston, S.C.
	95 Kobe Smith	6-2	295	JR-2L	Lawrenceville, Ga.
<b>DT</b>	5 Keir Thomas	6-2	276	JR-2L	Miami, Fla.
	52 Kingsley Enagbare	6-4	285	FR-HS	Atlanta, Ga.
<b>BUCK</b>	8 D.J. Wonnum	6-5	258	JR-2L	Stone Mountain, Ga.
	35 Daniel Fennell	6-2	246	JR-2L	Loganville, Ga.
	OR 19 Brad Johnson	6-2	250	SO-1L	Pendleton, S.C.
<b>SLB</b>	4 Bryson Allen-Williams	6-1	230	SR-3L	Ellenwood, Ga.
	35 Daniel Fennell	6-2	246	JR-2L	Loganville, Ga.
<b>MLB</b>	6 T.J. Brunson	6-1	240	JR-2L	Columbia, S.C.
	42 Rosendo Louis Jr.	6-2	240	FR-HS	Deerfield Beach, Fla.
<b>WLB</b>	44 Sherrod Greene	6-1	228	SO-1L	Rocky Mount, N.C.
	11 Eldridge Thompson	6-1	229	SR-1L	Houston, Texas
<b>CB</b>	9 Keisean Nixon	5-10	193	SR-1L	Compton, Calif.
	7 Jaycee Horn	6-1	195	FR-HS	Alpharetta, Ga.
<b>S</b>	22 Steven Montac	5-10	186	SR-2L	Covington, Ga.
	21 Jamyest Williams	5-8	182	SO-1L	Dacula, Ga.
<b>S</b>	29 J.T. Ibe	5-10	191	SR-TR	Mansfield, Texas
	1 Nick Harvey	5-10	190	SR-TR	Lancaster, Texas
<b>CB</b>	16 Rashad Fenton	5-11	188	SR-3L	Miami, Fla.
	24 Israel Mukuamu	6-4	200	FR-HS	Bossier City, La.
<b>N</b>	7 Jaycee Horn	6-1	195	FR-HS	Alpharetta, Ga.
	21 Jamyest Williams	5-8	182	SO-1L	Dacula, Ga.

### Specialists

<b>PK</b>	43 Parker White	6-5	200	SO-1L	Mt Pleasant, S.C.
	42 Alexander Woznick	5-11	166	SO-1L	Greenville, S.C.
<b>KO</b>	43 Parker White	6-5	200	SO-1L	Mt Pleasant, S.C.
	42 Alexander Woznick	5-11	166	SO-1L	Greenville, S.C.
<b>P</b>	20 Joseph Charlton	6-5	188	JR-1L	Columbia, S.C.
	85 Michael Almond	6-3	225	JR-2L	N. Augusta, S.C.
<b>LS</b>	45 Ben Asbury	6-0	199	SR-1L	Atlanta, Ga.
	49 Matthew Smith	6-0	209	FR-RS	Roswell, Ga.
<b>KOR</b>	1 Deebo Samuel	6-0	210	SR-3L	Inman, S.C.
	25 A.J. Turner	5-10	195	JR-2L	Clifton, Va.
<b>PR</b>	89 Bryan Edwards	6-3	220	JR-2L	Conway, S.C.
	1 Nick Harvey	5-10	190	SR-TR	Lancaster, Texas
<b>H</b>	17 Danny Gordon	6-0	211	SR-1L	Worthington, Ohio
	85 Michael Almond	6-3	225	JR-2L	N. Augusta, S.C.







# WILL MUSCHAMP

Head Coach  
Third Year at South Carolina



## MUSCHAMP

**Full Name:** William Larry Muschamp  
**Born:** August 3, 1971  
**Hometown:** Rome, Ga.  
**Wife:** Carol  
**Children:** Jackson and Whit  
**College:** Georgia (1994)  
 Auburn (1996)

## COACHING EXPERIENCE

**2016-18** South Carolina Head Coach  
**2015** Auburn Defensive Coord.  
**2011-14** Florida Head Coach  
**2008-10** Texas DC/Linebackers  
**2006-07** Auburn DC/Defensive Backs  
**2005** Miami (NFL) AHC/Defense  
**2001-04** LSU DC/Linebackers  
**2000** Valdosta State DC/DBs  
**1999** Eastern Kentucky Def. Backs  
**1998** West Georgia Def. Backs  
**1995-96** Auburn Graduate Assistant

## BOWL EXPERIENCE

**2018** Outback  
**2016** Birmingham  
**2013** Sugar  
**2012** Gator  
**2010** BCS National Championship  
**2009** Fiesta  
**2007** Chick-fil-A  
**2007** Cotton  
**2005** Capital One  
**2004** Sugar/National Championship  
**2003** Cotton  
**2002** Sugar  
**1996** Independence  
**1996** Outback  
**1993** Citrus  
**1991** Independence

Will Muschamp is in his third season directing the Gamecocks' football fortunes in 2018. Muschamp was introduced as the University of South Carolina's 34th head football coach on December 7, 2015.

In his first season in Columbia, Muschamp guided the Gamecocks to a 6-7 mark and a spot in the Birmingham Bowl. The Gamecocks doubled their win total from the previous season while increasing their SEC wins from one to three. The Gamecocks started as many true freshman (7) as any school in the country, and were the only Division I school to have true freshmen lead the team in both passing (Jake Bentley) and rushing (Rico Dowdle). Seventy-six of the Gamecocks' 113-man Birmingham Bowl roster (67.3 percent) were either freshmen or sophomores in Muschamp's first campaign.

His second season brought more success, as the team won nine games for just the seventh time in school history, was the only Power 5 school to have a multiple win total increase in each of the last two seasons, finished second in the SEC East and earned a second-straight bowl appearance. The season culminated with an Outback Bowl victory over Michigan on New Year's Day.

Regarded as an outstanding defensive mind, Muschamp is a 23-year coaching veteran, including 15 years in the Southeastern Conference. In six seasons as a head coach, all in the SEC, Muschamp owns a 43-32 record, a .573 winning percentage. With a 15-11 mark at South Carolina, he matched Joe Morrison and Steve Spurrier for the most wins in their first two seasons at the helm. His previous head coaching experience came at the University of Florida where he posted a 28-21 record from 2011-14. He led the Gators to three bowl games in his four seasons in

Gainesville and was recognized as the SEC Coach of the Year in 2012 after guiding Florida to an 11-2 record and a Top-10 finish.

As an assistant coach, the Rome, Ga., native has worked in two national championship games (2003 and 2009), winning with LSU in 2003, and coached in a pair of BCS bowl games following the 2008 and 2012 seasons. He has coached in and won three conference championship games, twice in the SEC and once in the Big 12. He was a finalist for the 2007 Broyles Award, presented to the nation's top assistant coach.

Prior to his arrival in Columbia, Muschamp most recently served as the defensive coordinator at Auburn University in 2015, his third stint as an SEC defensive coordinator. He also held that title with Auburn from 2006-07 and at LSU from 2002-04. In his six seasons as an SEC defensive coordinator, Muschamp's units ranked among the nation's Top-10 in total defense and in scoring defense five times.

Muschamp's first full-time coaching experience in the SEC came at LSU. He was the Tigers' linebacker coach for one season before being elevated to defensive coordinator from 2002-04. His 2003 defense helped the Tigers to the national championship by leading the nation both in scoring defense (11.0 ppg) and total defense (252.0 ypg), while finishing second nationally in pass efficiency defense (89.8) and third in rushing defense (67.0 ypg).

Prior to taking the reins at Florida, Muschamp served as the defensive coordinator at Texas from 2008-10. Under his guidance, the Longhorn defense ranked No. 1 in the nation with 119 sacks and ranked in the Top-10 nationally allowing 2.9 yards per rushing attempt (third), 96.7 rushing yards per game (fourth) and 297.4 yards per

game (seventh), all Big 12 bests during that span. In 2009, Texas played in the BCS National Championship game. Under Muschamp's tutelage, Brian Orakpo won the 2008 Rotary Lombardi, Bronko Nagurski and Ted Hendricks awards. In the 2009 and 2010 NFL Drafts, Muschamp had a combined eight players drafted, seven in the first four rounds, including first-rounders Brian Orakpo and Earl Thomas.

In four of his nine seasons as an FBS defensive coordinator, his teams have allowed less than 100 rushing yards per game and twice led the nation in rushing defense. His 2003 LSU defense led the country by allowing 67 yards per game on the ground, the best mark by an SEC team in the 2000s, while Texas gave up just 73.1 yards on the ground in 2009 to pace the nation.

A 1994 Georgia graduate, Muschamp moved immediately into coaching, working as a GA at Auburn from 1995-96, while earning his master's degree. He served as a secondary coach at West Georgia (1998) and Eastern Kentucky (1999) before moving into his first defensive coordinator position at Valdosta State for the 2000 season, where he helped the Blazers to a 10-2 record and the Gulf South title.

Muschamp also logged a stint in the NFL, working as the Miami Dolphins Assistant Head Coach for Defense in 2005 under Nick Saban.

During his playing career at Georgia, Muschamp earned his way from walk-on to scholarship player by the spring of his redshirt freshman season and eventually was named co-captain as a senior. A safety on the gridiron, he earned a spot on the SEC Academic Honor Roll in 1993.

Born August 3, 1971, Muschamp and his wife, the former Carol Davis, have two sons, Jackson and Whit.



**Muschamp Head Coach Year-by-Year**

Year	School	Overall Record		Conference	Bowl
		Record	Record	Finish	
2011	Florida	7-6	3-5	3rd in East	Taxslayer Gator
2012	Florida	11-2	7-1	T1st in East	Sugar
2013	Florida	4-8	3-5	5th in East	-
2014	Florida	6-5	4-4	3rd in East	-
2016	South Carolina	6-7	3-5	5th in East	Birmingham
2017	South Carolina	9-4	5-3	2nd in East	Outback
2018	South Carolina	6-4	4-4		
	<b>Florida</b>	<b>28-21</b>	<b>17-15</b>		
	<b>South Carolina</b>	<b>21-15</b>	<b>12-12</b>		
	<b>Overall</b>	<b>49-36</b>	<b>29-27</b>		

**Muschamp vs. Opponents**

Akron.....	0-0	Louisiana Tech .....	1-0
Alabama.....	0-2	Louisville.....	0-1
Arkansas.....	2-0	Massachusetts.....	1-0
Auburn.....	0-1	Miami (Fla.).....	0-1
Bowling Green.....	1-0	Michigan.....	1-0
Chattanooga.....	1-0	Mississippi.....	1-0
Clemson.....	0-2	Mississippi State.....	0-1
Coastal Carolina.....	1-0	Missouri.....	4-2
East Carolina.....	1-0	NC State.....	1-0
Eastern Kentucky.....	1-0	Ohio State.....	1-0
Eastern Michigan.....	1-0	South Carolina.....	1-3
Florida Atlantic.....	1-0	Tennessee.....	7-0
Florida.....	1-2	Texas A&M.....	1-3
Florida State.....	1-3	Toledo.....	1-0
Furman.....	1-0	UAB.....	1-0
Georgia.....	1-6	USF.....	0-1
Georgia Southern.....	0-1	Vanderbilt.....	6-1
Jacksonville State.....	1-0	Western Carolina.....	1-0
Kentucky.....	4-3	Wofford.....	1-0
Louisiana.....	1-0	<b>TOTALS.....</b>	<b>49-36</b>
LSU.....	1-3		

**Muschamp vs. the SEC**

Alabama.....	0-2	Mississippi State.....	0-1
Arkansas.....	2-0	Missouri.....	4-2
Auburn.....	0-1	South Carolina.....	1-3
Florida.....	1-2	Tennessee.....	7-0
Georgia.....	1-6	Texas A&M.....	1-3
Kentucky.....	4-3	Vanderbilt.....	6-1
Louisiana State.....	1-3	<b>TOTALS.....</b>	<b>29-27</b>
Mississippi.....	1-0		

**Muschamp in Bowl Games (10-6)**

Year	Team	Position	Bowl	Opponent	Result
1991	Georgia	Safety	Independence	Arkansas	W, 24-15
1993	Georgia	Safety	Citrus	Ohio State	W, 21-14
1996	Auburn	Grad. Asst.	Outback	Penn State	L, 14-43
1996	Auburn	Grad. Asst.	Independence	Army	W, 32-29
2002	LSU	Linebackers	Sugar	Illinois	W, 47-34
2003	LSU	Def. Coord.	Cotton	Texas	L, 30-35
2004	LSU	Def. Coord.	Sugar/Nat'l Champ.	Oklahoma	W, 21-14
2005	LSU	Def. Coord.	Capital One	Iowa	L, 25-30
2007	Auburn	Def. Coord.	Cotton	Nebraska	W, 17-14
2007	Auburn	Def. Coord.	Chick-fil-A	Clemson	W, 23-20
2009	Texas	Def. Coord.	Fiesta	Ohio State	W, 24-21
2010	Texas	Def. Coord.	National Championship	Alabama	L, 21-37
2012	Florida	Head Coach	Gator	Ohio State	W, 24-17
2013	Florida	Head Coach	Sugar	Louisville	L, 23-33
2016	S. Carolina	Head Coach	Birmingham	USF (ot)	L, 39-46
2018	S. Carolina	Head Coach	Outback	Michigan	W, 26-19

**NFL Drafted Players Coached by Will Muschamp**

School	Player	Position	Year	Rd.	Pick	Team
LSU	Bradie James	Linebacker	2003	4	103	Cowboys
LSU	Norman Lejeune	Defensive Back	2003	7	244	Eagles
LSU	Marquise Hill	Defensive End	2004	2	63	Patriots
LSU	Chad Lavalais	Defensive Tackle	2004	5	142	Falcons
LSU	Marcus Spears	Defensive End	2005	1	11	Cowboys
LSU	Corey Webster	Cornerback	2005	2	43	Giants
LSU	Travis Daniels	Defensive Back	2005	4	104	Dolphins
LSU	Claude Wroten	Defensive Tackle	2006	3	68	Rams
LSU	Kyle Williams	Defensive Tackle	2006	5	134	Bills
LSU	Melvin Oliver	Defensive End	2006	6	197	49ers
Auburn	Will Herring	Linebacker	2007	5	161	Seahawks
Auburn	David Irons	Cornerback	2007	6	194	Falcons
Auburn	Quentin Groves	Defensive End	2008	2	52	Jaguars
Auburn	Patrick Lee	Cornerback	2008	2	60	Packers
Auburn	Pat Sims	Defensive Tackle	2008	3	77	Bengals
Auburn	Jonathan Wilhite	Cornerback	2008	4	129	Patriots
Auburn	Sen'Derrick Marks	Defensive Tackle	2009	2	62	Titans
Auburn	Jerraud Powers	Cornerback	2009	3	92	Colts
Auburn	Walter McFadden	Cornerback	2010	5	138	Raiders
Auburn	Nick Fairley	Defensive Tackle	2011	1	13	Lions
Auburn	Zach Clayton	Defensive Tackle	2011	7	212	Titans
Texas	Brian Orakpo	Defensive End	2009	1	13	Redskins
Texas	Roy Miller	Defensive Tackle	2009	3	81	Buccaneers
Texas	Henry Melton	Defensive End	2009	4	105	Bears
Texas	Earl Thomas	Safety	2010	1	14	Seahawks
Texas	Sergio Kindle	Defensive End	2010	2	43	Ravens
Texas	Lamar Houston	Defensive End	2010	2	44	Raiders
Texas	Rodrick Muckelroy	Linebacker	2010	4	131	Bengals
Texas	Aaron Williams	Cornerback	2011	2	34	Bills
Texas	Curtis Brown	Cornerback	2011	3	95	Steelers
Texas	Sam Acho	Defensive End	2011	4	103	Cardinals
Texas	Chykie Brown	Cornerback	2011	5	164	Ravens
Florida	Jaye Howard	Defensive Tackle	2012	4	114	Seahawks
Texas	Keenan Robinson	Linebacker	2012	4	119	Redskins
Florida	Chris Rainey	Running Back	2012	5	159	Steelers
Texas	Emmanuel Acho	Linebacker	2012	6	204	Browns
Texas	Kheeston Randall	Defensive Tackle	2012	7	215	Dolphins
Texas	Kenny Vaccaro	Safety	2013	1	15	Saints
Florida	Sharrif Floyd	Defensive Tackle	2013	1	23	Vikings
Florida	Matt Elam	Safety	2013	1	32	Ravens
Florida	Jonathan Bostic	Linebacker	2013	2	50	Bears
Florida	Jordan Reed	Tight End	2013	3	85	Redskins
Texas	Alex Okafor	Defensive End	2013	4	103	Cardinals
Florida	Jelani Jenkins	Linebacker	2013	4	104	Dolphins
Florida	Mike Gillislee	Running Back	2013	5	164	Dolphins
Florida	Caleb Sturgis	Kicker	2013	5	166	Dolphins
Florida	Josh Evans	Safety	2013	6	169	Jaguars
Florida	Dominique Easley	Defensive Tackle	2014	1	29	Patriots
Florida	Jaylen Watkins	Cornerback	2014	4	101	Eagles
Florida	Ronald Powell	Linebacker	2014	5	169	Saints
Florida	John Halapio	Offensive Guard	2014	6	179	Patriots
Florida	Dante Fowler Jr.	Linebacker	2015	1	3	Jaguars
Florida	D.J. Humphries	Offensive Tackle	2015	1	24	Cardinals
Florida	Chaz Green	Offensive Tackle	2015	3	91	Cowboys
Florida	Matt Jones	Running Back	2015	3	95	Redskins
Florida	Max Garcia	Center	2015	4	133	Broncos
Florida	Neiron Ball	Linebacker	2015	5	161	Raiders
Florida	Andre Dubose	Wide Receiver	2015	7	221	Raiders
Florida	Trent Brown	Offensive Tackle	2015	7	244	49ers
Florida	Vernon Hargreaves III	Cornerback	2016	1	11	Buccaneers
Florida	Keanu Neal	Safety	2016	1	17	Falcons
Florida	Jonathan Bullard	Defensive End	2016	3	72	Bears
Florida	Antonio Morrison	Linebacker	2016	4	125	Colts
Florida	Demarcus Robinson	Wide Receiver	2016	4	126	Chiefs
Auburn	Blake Countess	Cornerback	2016	6	196	Eagles
Florida	Kelvin Taylor	Running Back	2016	6	211	49ers
Florida	Alex McCalister	Linebacker	2016	7	240	Eagles
Florida	Jarrad Davis	Linebacker	2017	1	21	Lions
Florida	Quincy Wilson	Cornerback	2017	2	46	Colts
Florida	Teez Tabor	Cornerback	2017	2	53	Lions
Florida	Marcus Maye	Safety	2017	2	39	Jets
Florida	Alex Anzalone	Linebacker	2017	3	76	Saints
Auburn	Montravius Adams	Defensive Tackle	2017	3	93	Packers
Auburn	Carl Lawson	Outside Linebacker	2017	4	116	Bengals
Florida	David Sharpe	Offensive Tackle	2017	4	129	Raiders
Florida	Caleb Brantley	Defensive Tackle	2017	6	185	Browns
Auburn	Rudy Ford	Safety	2017	6	208	Cardinals
Florida	Joey Ivie	Defensive Tackle	2017	7	228	Cowboys
Auburn	Joshua Holsey	Defensive Back	2017	7	235	Redskins
S. Carolina	Hayden Hurst	Tight End	2018	1	25	Ravens
Florida	Taven Bryan	Defensive Tackle	2018	1	29	Jaguars
Florida	Duke Dawson	Cornerback	2018	2	56	Patriots
Auburn	Carlton Davis	Cornerback	2018	2	63	Buccaneers
Florida	Johnny Townsend	Punter	2018	5	173	Raiders
Florida	Marcell Harris	Safety	2018	6	184	49ers



**Most Points Scored**

1.	49	vs Coastal Carolina	09/01/18
	49	vs Chattanooga	11/17/18
3.	48	vs Arkansas	10/07/17
	48	at Ole Miss	11/03/18
5.	44	vs Western Carolina	11/19/16

**Fewest Points Allowed**

1.	9	at Tennessee	10/14/17
	9	vs Chattanooga	11/17/18
3.	10	at Vanderbilt	09/01/16
	10	vs Wofford	11/18/17
5.	13	at Missouri	09/09/17

**Most First Downs**

1.	33	vs Chattanooga	11/17/18
2.	32	vs Coastal Carolina	09/01/18
3.	28	vs Western Carolina	11/19/16
	28	at Vanderbilt	09/22/18
5.	27	vs USF (Birmingham)	12/29/16

**Fewest First Downs Allowed**

1.	12	vs Florida	11/11/17
2.	14	at Vanderbilt	09/01/16
	14	vs Wofford	11/18/17
4.	16	vs Tennessee	10/29/16
	16	at Tennessee	10/14/17

**Most Rushing Attempts**

1.	56	vs Western Carolina	11/19/16
2.	49	vs Tennessee	10/29/16
	49	vs Missouri	11/05/16
4.	48	at Vanderbilt	09/22/18
5.	47	vs Florida	11/11/17
	47	vs Missouri	10/06/18

**Opp. Fewest Rushing Attempts**

1.	22	vs Florida	11/11/17
2.	23	vs Vanderbilt	10/28/17
3.	24	vs Chattanooga	11/17/18
4.	28	vs Louisiana Tech	09/23/17
5.	32	vs Arkansas	10/07/17

**Most Rushing Yards**

1.	422	vs Western Carolina	11/19/16
2.	273	at Vanderbilt	09/22/18
3.	263	vs Coastal Carolina	09/01/18
4.	238	vs Chattanooga	11/17/18
5.	224	vs Tennessee	10/27/18

**Fewest Rushing Yards Allowed**

1.	74	vs Michigan (Tampa)	01/01/18
2.	78	vs Florida	11/11/17
	78	vs Chattanooga	11/17/18
4.	80	vs Louisiana Tech	09/23/17
5.	89	vs NC State (Charlotte)	09/02/17

**Most Passes Attempted**

1.	48	vs Georgia	09/08/18
2.	43	vs USF (Birmingham)	12/29/16
3.	39	at Mississippi State	09/10/16
4.	37	vs Kentucky	09/16/17
5.	36	vs Georgia	10/09/16
	36	at Georgia	11/04/17
	36	vs Chattanooga	11/17/18

**Most Passes Completed**

1.	32	vs USF (Birmingham)	12/29/16
2.	31	vs Georgia	09/08/18
3.	29	vs Chattanooga	11/17/18
4.	26	vs Georgia	10/09/16
5.	25	vs Coastal Carolina	09/01/18

**Opponents Fewest Pass Attempts**

1.	9	vs Wofford	11/18/17
2.	17	vs Georgia	10/09/16
3.	18	vs Western Carolina	11/19/16
	18	vs Coastal Carolina	09/01/18
5.	19	at Kentucky	09/24/16
	19	at Tennessee	10/14/17
	19	vs Georgia	09/08/18

**Opponents Fewest Passes Completed**

1.	5	vs Georgia	10/09/16
	5	vs Wofford	11/18/17
3.	7	vs Western Carolina	11/19/16
4.	8	at Vanderbilt	09/01/16
5.	11	at Kentucky	09/24/16
	11	at Tennessee	10/14/17

**Most Passing Yards**

1.	390	vs USF (Birmingham)	12/29/16
2.	364	vs Chattanooga	11/17/18
3.	363	at Ole Miss	11/03/18
4.	304	vs Kentucky	09/16/17
5.	295	vs Louisiana Tech	09/23/17

**Opponents Fewest Passing Yards**

1.	29	vs Georgia	10/09/16
2.	72	vs Wofford	11/18/17
3.	73	at Vanderbilt	09/01/16
4.	112	vs Coastal Carolina	09/01/18
5.	131	vs Western Carolina	11/19/16

**Most Yards Total Offense**

1.	602	vs Chattanooga	11/17/18
2.	588	vs Western Carolina	11/19/16
3.	557	vs Coastal Carolina	09/01/18
4.	534	at Vanderbilt	09/22/18
5.	510	at Ole Miss	11/03/18

**Opponents Fewest Yards Total Offense**

1.	227	vs Wofford	11/18/17
2.	238	vs Coastal Carolina	09/01/18
3.	242	at Vanderbilt	09/01/16
4.	253	at Tennessee	10/14/17
5.	277	vs Michigan (Tampa)	01/01/18

**Best Punting Average (Min. 3 Punts)**

1.	52.7	vs Clemson	11/25/17
2.	51.7	at Kentucky	09/29/18
3.	50.7	vs Texas A&M	10/13/18
4.	49.4	vs Georgia	10/09/16
5.	49.1	at Mississippi State	09/10/16

**Most Time of Possession**

1.	37:36	at Missouri	09/09/17
2.	36:10	vs Missouri	11/05/16
3.	36:09	vs Western Carolina	11/19/16
4.	35:54	vs Tennessee	10/29/16
5.	35:41	vs Florida	11/11/17

**Longest Scoring Drive: By Yards**

1.	98	vs Missouri	11/05/16
	98	vs Western Carolina	11/19/16
3.	97	vs Louisiana Tech	09/23/17
	95	at Tennessee	10/14/17
5.	93	at Florida	11/10/18

**Longest Scoring Drive: By Time**

1.	9:12	at Tennessee	10/14/17
2.	7:10	vs Wofford	11/18/17
3.	6:28	at Tennessee	10/14/17
4.	6:06	at Missouri	09/09/17
	6:06	at Louisiana Tech	09/23/17

**Longest Scoring Drive: By Plays**

1.	16	vs Louisiana Tech	09/23/17
	16	at Tennessee	10/14/17
3.	14	vs NC State (Charlotte)	09/02/17
	14	vs Coastal Carolina	09/01/18
	14	vs Georgia	09/08/18

**Muschamp's Margin of Victory**

Point Spread	1	2	3	4	5	6	7	8	9	10	11	12	13	14	15-21	22+	Most
South Carolina	1-0	1-0	3-1	1-1	1-0	2-0	3-3	1-0	0-0	1-1	0-1	0-0	1-2	0-3	2-0	4-3	40/49
Florida	0-0	0-0	1-3	1-1	1-4	1-1	3-0	1-1	0-0	1-1	1-2	0-0	1-0	2-1	5-4	10-3	65/30
<b>Total</b>	<b>1-0</b>	<b>1-0</b>	<b>4-4</b>	<b>2-2</b>	<b>2-4</b>	<b>3-1</b>	<b>6-3</b>	<b>2-1</b>	<b>0-0</b>	<b>2-2</b>	<b>1-3</b>	<b>0-0</b>	<b>2-2</b>	<b>2-4</b>	<b>7-4</b>	<b>14-6</b>	<b>65/49</b>





**ASSISTANT COACHES**



**ASSISTANT COACHES**



**Coleman Hutzler**  
Special Teams  
Coordinator/  
Linebackers  
Third Year



**Bryan McClendon**  
Offensive  
Coordinator/  
Wide Receivers  
Third Year



**Travaris Robinson**  
Defensive  
Coordinator/  
Defensive Backs  
Third Year



**Lance Thompson**  
Assistant Head  
Coach - Defense/  
Defensive Line  
Third Year



**Bobby Bentley**  
Running Backs  
Third Year



**Kyle Krantz**  
Nickels/  
SAM Linebackers  
Third Year



**Mike Peterson**  
Outside Linebackers  
Third Year



**Pat Washington**  
Tight Ends  
Third Year



**Dan Werner**  
Quarterbacks  
First Year



**Eric Wolford**  
Offensive Line  
Third Year



	SC	OPP
<b>SCORING</b>	<b>328</b>	<b>267</b>
Points Per Game	32.8	26.7
Points Off Turnovers	27	37
<b>FIRST DOWNS</b>	<b>224</b>	<b>246</b>
Rushing	92	114
Passing	115	109
Penalty	17	23
<b>RUSHING YARDAGE</b>	<b>1678</b>	<b>1901</b>
Yards gained rushing	1863	2196
Yards lost rushing	185	295
Rushing Attempts	361	426
Average Per Rush	4.6	4.5
Average Per Game	167.8	190.1
TDs Rushing	15	21
<b>PASSING YARDAGE</b>	<b>2620</b>	<b>2198</b>
Comp-Att-Int	209-327-9	194-315-6
Average Per Pass	8.0	7.0
Average Per Catch	12.5	11.3
Average Per Game	262.0	219.8
TDs Passing	24	8
<b>TOTAL OFFENSE</b>	<b>4298</b>	<b>4099</b>
Total Plays	688	741
Average Per Play	6.2	5.5
Average Per Game	429.8	409.9
<b>KICK RETURNS: #-Yards</b>	<b>33-669</b>	<b>13-309</b>
<b>PUNT RETURNS: #-Yards</b>	<b>10-74</b>	<b>10-59</b>
<b>INT RETURNS: #-Yards</b>	<b>6-54</b>	<b>9-90</b>
<b>KICK RETURN AVERAGE</b>	<b>20.3</b>	<b>23.8</b>
<b>PUNT RETURN AVERAGE</b>	<b>7.4</b>	<b>5.9</b>
<b>INT RETURN AVERAGE</b>	<b>9.0</b>	<b>10.0</b>
<b>FUMBLES-LOST</b>	<b>10-5</b>	<b>13-5</b>
<b>PENALTIES-Yards</b>	<b>64-558</b>	<b>71-633</b>
Average Per Game	55.8	63.3
<b>PUNTS-Yards</b>	<b>35-1548</b>	<b>38-1741</b>
Average Per Punt	44.2	45.8
Net punt average	42.0	40.7
<b>KICKOFFS-Yards</b>	<b>62-3743</b>	<b>58-3271</b>
Average Per Kick	60.4	56.4
Net kick average	38.5	36.2
<b>TIME OF POSSESSION/Game</b>	<b>25:49</b>	<b>34:11</b>
<b>3RD-DOWN Conversions</b>	<b>53/124</b>	<b>48/134</b>
3rd-Down Pct	43%	36%
<b>4TH-DOWN Conversions</b>	<b>8/17</b>	<b>8/14</b>
4th-Down Pct	47%	57%
<b>SACKS BY-Yards</b>	<b>19-123</b>	<b>15-95</b>
<b>MISC YARDS</b>	<b>0</b>	<b>0</b>
<b>TOUCHDOWNS SCORED</b>	<b>41</b>	<b>30</b>
<b>FIELD GOALS-ATTEMPTS</b>	<b>13-15</b>	<b>20-26</b>
<b>ON-SIDE KICKS</b>	<b>0-1</b>	<b>0-0</b>
<b>RED-ZONE SCORES</b>	<b>(39-46) 85%</b>	<b>(40-49) 82%</b>
<b>RED-ZONE TOUCHDOWNS</b>	<b>(28-46) 61%</b>	<b>(26-49) 53%</b>
<b>PAT-ATTEMPTS</b>	<b>(37-38) 97%</b>	<b>(27-28) 96%</b>
<b>ATTENDANCE</b>	<b>461976</b>	<b>228653</b>
Games/Avg Per Game	6/76996	4/57163
Neutral Site Games		0/0

SCORE BY QUARTERS	1st	2nd	3rd	4th	Total
South Carolina	89	71	103	65	328
Opponents	47	108	54	58	267

RUSHING	G	Att	Gain	Loss	Net	Avg	TD	Long	Avg/G
Rico Dowdle	9	100	518	20	498	5.0	4	30	55.3
Ty'Son Williams	7	66	332	13	319	4.8	4	27	45.6
A.J. Turner	9	46	303	9	294	6.4	2	30	32.7
Mon Denson	6	49	249	4	245	5.0	2	69	40.8
Jake Bentley	9	51	201	77	124	2.4	2	22	13.8
Deshaun Fenwick	1	17	115	3	112	6.6	1	37	112.0
Slade Carroll	2	4	46	0	46	11.5	0	28	23.0
Deebo Samuel	10	8	33	7	26	3.2	0	11	2.6
Dakereon Joyner	1	3	24	0	24	8.0	0	11	24.0
Jay Urich	1	1	14	0	14	14.0	0	14	14.0
Joseph Charlton	10	1	5	0	5	5.0	0	4	0.5
Bailey Hart	3	1	5	0	5	5.0	0	5	1.7
Josh Vann	10	1	5	0	5	5.0	0	5	0.5
Michael Scarnecchia	4	5	13	27	-14	-2.8	0	9	-3.5
TEAM	7	8	0	25	-25	-3.1	0	0	-3.6
<b>Total.....</b>	<b>10</b>	<b>361</b>	<b>1863</b>	<b>185</b>	<b>1678</b>	<b>4.6</b>	<b>15</b>	<b>69</b>	<b>167.8</b>
<b>Opponents.....</b>	<b>10</b>	<b>426</b>	<b>2196</b>	<b>295</b>	<b>1901</b>	<b>4.5</b>	<b>21</b>	<b>59</b>	<b>190.1</b>

PASSING	G	Effic	Comp-Att-Int	Pct	Yds	TD	Lng	Avg/G
Jake Bentley	9	150.81	177-272-9	65.1	2244	19	89	249.3
Michael Scarnecchia	4	140.89	29-51-0	56.9	353	4	37	88.2
Dakereon Joyner	1	54.20	1-2-0	50.0	1	0	1	1.0
Jay Urich	1	175.60	1-1-0	100.0	9	0	9	9.0
Deebo Samuel	10	539.20	1-1-0	100.0	13	1	13	1.3
<b>Total.....</b>	<b>10</b>	<b>149.93</b>	<b>209-327-9</b>	<b>63.9</b>	<b>2620</b>	<b>24</b>	<b>89</b>	<b>262.0</b>
<b>Opponents.....</b>	<b>10</b>	<b>124.77</b>	<b>194-315-6</b>	<b>61.6</b>	<b>2198</b>	<b>8</b>	<b>57</b>	<b>219.8</b>

RECEIVING	G	No.	Yds	Avg	TD	Long	Avg/G
Deebo Samuel	10	48	639	13.3	6	89	63.9
Bryan Edwards	10	42	659	15.7	6	75	65.9
Shi Smith	10	30	488	16.3	3	53	48.8
Josh Vann	10	16	104	6.5	1	16	10.4
Kiel Pollard	10	12	81	6.8	1	13	8.1
Rico Dowdle	9	11	111	10.1	1	22	12.3
K.C. Crosby	9	10	94	9.4	0	18	10.4
Ty'Son Williams	7	9	152	16.9	0	50	21.7
A.J. Turner	9	8	75	9.4	2	21	8.3
Chavis Dawkins	8	6	60	10.0	1	33	7.5
Jacob August	9	4	24	6.0	1	12	2.7
Kyle Markway	10	3	53	17.7	1	27	5.3
OrTre Smith	2	3	25	8.3	0	11	12.5
Randreous Davis	6	2	23	11.5	1	27	3.8
Mon Denson	6	2	9	4.5	0	8	1.5
Bailey Hart	3	1	13	13.0	0	13	4.3
Will Register	2	1	9	9.0	0	9	4.5
Evan Hinson	8	1	1	1.0	0	1	0.1
<b>Total.....</b>	<b>10</b>	<b>209</b>	<b>2620</b>	<b>12.5</b>	<b>24</b>	<b>89</b>	<b>262.0</b>
<b>Opponents.....</b>	<b>10</b>	<b>194</b>	<b>2198</b>	<b>11.3</b>	<b>8</b>	<b>57</b>	<b>219.8</b>

PUNT RETURNS	No.	Yds	Avg	TD	Long
Bryan Edwards	10	74	7.4	0	32
<b>Total.....</b>	<b>10</b>	<b>74</b>	<b>7.4</b>	<b>0</b>	<b>32</b>
<b>Opponents.....</b>	<b>10</b>	<b>59</b>	<b>5.9</b>	<b>0</b>	<b>15</b>

INTERCEPTIONS	No.	Yds	Avg	TD	Long
Rashad Fenton	3	16	5.3	0	16
Israel Mukuamu	1	26	26.0	0	26
Sherrod Greene	1	12	12.0	1	12
Jamyest Williams	1	0	0.0	0	0
<b>Total.....</b>	<b>6</b>	<b>54</b>	<b>9.0</b>	<b>1</b>	<b>26</b>
<b>Opponents.....</b>	<b>9</b>	<b>90</b>	<b>10.0</b>	<b>0</b>	<b>55</b>



# 2018 STATISTICS

KICK RETURNS	No.	Yds	Avg	TD	Long
Deebo Samuel	20	505	25.2	1	90
Kyle Markway	4	16	4.0	0	7
A.J. Turner	4	83	20.8	0	27
Keisean Nixon	3	45	15.0	0	19
Daniel Fennell	2	20	10.0	0	11
<b>Total.....</b>	<b>33</b>	<b>669</b>	<b>20.3</b>	<b>1</b>	<b>90</b>
<b>Opponents.....</b>	<b>13</b>	<b>309</b>	<b>23.8</b>	<b>0</b>	<b>42</b>

FUMBLE RETURNS	No.	Yds	Avg	TD	Long
Aaron Sterling	1	13	13.0	0	13
<b>Total.....</b>	<b>1</b>	<b>13</b>	<b>13.0</b>	<b>0</b>	<b>13</b>
<b>Opponents.....</b>	<b>1</b>	<b>7</b>	<b>7.0</b>	<b>1</b>	<b>7</b>

SCORING	TD	FGs	PATs				DXP	Saf	Points
			Kick	Rush	Rcv	Pass			
Parker White	0	13-15	36-37	0-0	0	0-0	0	0	75
Deebo Samuel	7	0-0	0-0	0-0	0	0-0	0	0	42
Bryan Edwards	6	0-0	0-0	0-0	2	0-0	0	0	40
Rico Dowdle	5	0-0	0-0	0-0	0	0-0	0	0	30
A.J. Turner	4	0-0	0-0	0-0	0	0-0	0	0	24
Ty'Son Williams	4	0-0	0-0	0-0	0	0-0	0	0	24
Shi Smith	3	0-0	0-0	0-0	0	0-0	0	0	18
Jake Bentley	2	0-0	0-0	1-1	0	2-2	0	0	14
Mon Denson	2	0-0	0-0	0-0	0	0-0	0	0	12
Chavis Dawkins	1	0-0	0-0	0-0	0	0-0	0	0	6
Deshaun Fenwick	1	0-0	0-0	0-0	0	0-0	0	0	6
Jacob August	1	0-0	0-0	0-0	0	0-0	0	0	6
Randrecous Davis	1	0-0	0-0	0-0	0	0-0	0	0	6
Josh Vann	1	0-0	0-0	0-0	0	0-0	0	0	6
Sherrod Greene	1	0-0	0-0	0-0	0	0-0	0	0	6
Kyle Markway	1	0-0	0-0	0-0	0	0-0	0	0	6
Kiel Pollard	1	0-0	0-0	0-0	0	0-0	0	0	6
Alexander Woznick	0	0-0	1-1	0-0	0	0-0	0	0	1
<b>Total.....</b>	<b>41</b>	<b>13-15</b>	<b>37-38</b>	<b>1-1</b>	<b>2</b>	<b>2-2</b>	<b>0</b>	<b>0</b>	<b>328</b>
<b>Opponents.....</b>	<b>30</b>	<b>20-26</b>	<b>27-28</b>	<b>0-1</b>	<b>0</b>	<b>0-1</b>	<b>0</b>	<b>0</b>	<b>267</b>

FIELD GOALS	M-A	Pct	01-19	20-29	30-39	40-49	50+	Lg	Blk
Parker White	13-15	86.7	1-1	5-5	5-6	2-3	0-0	42	0

FG SEQUENCE	South Carolina	Opponents
Coastal Carolina	-	(39),(45),(27)
Georgia	(26)	(45),(44)
Vanderbilt	(33),(35),(36)	-
Kentucky	(29),38	(29),43
Missouri	(42),(42),(33)	(22),(32),(22),25,(44),(57)
Texas A&M	-	(52),42,(20),(32),(39)
Tennessee	(19),(25)	(45)
Ole Miss	(20),(23)	(25),(26),(31)
Florida	(34)	41
Chattanooga	40	42,(36),39

Numbers in (parentheses) indicate field goal was made.

PUNTING	No.	Yds	Avg	Long	TB	FC	I20	50+	Blkd
Joseph Charlton	34	1548	45.5	66	1	21	11	11	1
TEAM	1	0	0.0	0	0	0	0	0	0
<b>Total.....</b>	<b>35</b>	<b>1548</b>	<b>44.2</b>	<b>66</b>	<b>1</b>	<b>21</b>	<b>11</b>	<b>11</b>	<b>1</b>
<b>Opponents.....</b>	<b>38</b>	<b>1741</b>	<b>45.8</b>	<b>67</b>	<b>6</b>	<b>8</b>	<b>13</b>	<b>16</b>	<b>0</b>

KICKOFFS	No.	Yds	Avg	TB	OB	Retn	Net	YdLn
Will Tommie	30	1868	62.3	25	0			
Parker White	19	1226	64.5	12	0			
Alexander Woznick	13	649	49.9	5	0			
<b>Total.....</b>	<b>62</b>	<b>3743</b>	<b>60.4</b>	<b>42</b>	<b>0</b>	<b>309</b>	<b>38.5</b>	<b>26</b>
<b>Opponents.....</b>	<b>58</b>	<b>3271</b>	<b>56.4</b>	<b>20</b>	<b>1</b>	<b>669</b>	<b>36.2</b>	<b>28</b>

TOTAL OFFENSE	G	Plays	Rush	Pass	Total	Avg/G
Jake Bentley	9	323	124	2244	2368	263.1
Rico Dowdle	9	100	498	0	498	55.3
Michael Scarnecchia	4	56	-14	353	339	84.8
Ty'Son Williams	7	66	319	0	319	45.6
A.J. Turner	9	46	294	0	294	32.7
Mon Denson	6	49	245	0	245	40.8
Deshaun Fenwick	1	17	112	0	112	112.0
Slade Carroll	2	4	46	0	46	23.0
Deebo Samuel	10	9	26	13	39	3.9
Dakereon Joyner	1	5	24	1	25	25.0
Jay Urich	1	2	14	9	23	23.0
Bailey Hart	3	1	5	0	5	1.7
Josh Vann	10	1	5	0	5	0.5
Joseph Charlton	10	1	5	0	5	0.5
TEAM	7	8	-25	0	-25	-3.6
<b>Total.....</b>	<b>10</b>	<b>688</b>	<b>1678</b>	<b>2620</b>	<b>4298</b>	<b>429.8</b>
<b>Opponents.....</b>	<b>10</b>	<b>741</b>	<b>1901</b>	<b>2198</b>	<b>4099</b>	<b>409.9</b>

ALL PURPOSE	G	Rush	Rec	PR	KOR	IR	Tot	Avg/G
Deebo Samuel	10	26	639	0	505	0	1170	117.0
Bryan Edwards	10	0	659	74	0	0	733	73.3
Rico Dowdle	9	498	111	0	0	0	609	67.7
Shi Smith	10	0	488	0	0	0	488	48.8
Ty'Son Williams	7	319	152	0	0	0	471	67.3
A.J. Turner	9	294	75	0	83	0	452	50.2
Mon Denson	6	245	9	0	0	0	254	42.3
Jake Bentley	9	124	0	0	0	0	124	13.8
Deshaun Fenwick	1	112	0	0	0	0	112	112.0
Josh Vann	10	5	104	0	0	0	109	10.9
K.C. Crosby	9	0	94	0	0	0	94	10.4
Kiel Pollard	10	0	81	0	0	0	81	8.1
Kyle Markway	10	0	53	0	16	0	69	6.9
Chavis Dawkins	8	0	60	0	0	0	60	7.5
Slade Carroll	2	46	0	0	0	0	46	23.0
Keisean Nixon	10	0	0	0	45	0	45	4.5
Israel Mukuamu	10	0	0	0	0	26	26	2.6
OrTre Smith	2	0	25	0	0	0	25	12.5
Jacob August	9	0	24	0	0	0	24	2.7
Dakereon Joyner	1	24	0	0	0	0	24	24.0
Randrecous Davis	6	0	23	0	0	0	23	3.8
Daniel Fennell	10	0	0	0	20	0	20	2.0
Bailey Hart	3	5	13	0	0	0	18	6.0
Rashad Fenton	10	0	0	0	0	16	16	1.6
Jay Urich	1	14	0	0	0	0	14	14.0
Sherrod Greene	10	0	0	0	0	12	12	1.2
Will Register	2	0	9	0	0	0	9	4.5
Joseph Charlton	10	5	0	0	0	0	5	0.5
Evan Hinson	8	0	1	0	0	0	1	0.1
Michael Scarnecchia	4	-14	0	0	0	0	-14	-3.5
TEAM	7	-25	0	0	0	0	-25	-3.6
<b>Total.....</b>	<b>10</b>	<b>1678</b>	<b>2620</b>	<b>74</b>	<b>669</b>	<b>54</b>	<b>5095</b>	<b>509.5</b>
<b>Opponents.....</b>	<b>10</b>	<b>1901</b>	<b>2198</b>	<b>59</b>	<b>309</b>	<b>90</b>	<b>4557</b>	<b>455.7</b>





No.	PLAYER	GP	-----Tackles-----			-Sacks-		---Pass Def---			--Fumbles--		Blkd	
			Solo	Ast	Total	TFL/Yds	No-Yards	Int-Yds	BrUp	QBH	Rcv-Yds	FF	Kick	Saf
6	T.J. Brunson	10	48	35	83	10.0-39	4.0-27	.	1	3	.	1	.	.
22	Steven Montac	9	36	23	59	2.5-6	0.5-3	.	5	.	.	.	.	.
44	Sherrod Greene	10	26	30	56	2.0-4	.	1-12	1	.	.	.	.	.
9	Keisean Nixon	10	35	18	53	1.5-2	.	.	8	.	.	.	.	.
5	Keir Thomas	10	21	20	41	3.5-17	1.5-13	.	.	4	.	.	.	.
7	Jaycee Horn	10	27	12	39	3.0-11	1.0-7	.	8	.	.	.	.	.
10	R.J. Roderick	10	22	15	37	.	.	.	.	.	.	.	.	.
4	Bryson Allen-Williams	8	25	11	36	10.0-39	2.0-10	.	.	5	.	.	.	.
3	Javon Kinlaw	10	20	13	33	9.0-34	3.5-25	.	3	3	.	2	1	.
21	Jamyest Williams	8	21	11	32	1.0-2	.	1-0	2	.	.	.	.	.
16	Rashad Fenton	10	18	8	26	2.5-5	.	3-16	5	.	.	.	.	.
35	Daniel Fennell	10	18	8	26	3.0-9	1.0-8	.	1	1	.	.	.	.
95	Kobe Smith	10	12	12	24	.	.	.	.	4	.	.	.	.
91	Shameik Blackshear	10	11	7	18	4.0-13	1.0-8	.	.	1	.	.	.	.
15	Aaron Sterling	8	13	2	15	3.0-13	1.0-10	.	.	3	1-13	.	.	.
19	Brad Johnson	10	8	6	14	1.0-5	1.0-5	.	.	2	.	.	.	.
30	Damani Staley	10	5	9	14	.	.	.	.	.	1-0	.	.	.
26	Jaylin Dickerson	9	7	4	11	.	.	.	.	.	.	.	.	.
8	D.J. Wonnum	5	6	5	11	3.5-10	2.0-5	.	.	1	1-0	.	.	.
52	Kingsley Enagbare	10	8	3	11	1.0-3	.	.	2	.	.	.	1	.
29	J.T. Ibe	4	8	1	9	.	.	.	.	.	.	.	.	.
17	Javon Charleston	7	5	3	8	.	.	.	.	.	.	.	.	.
42	Rosendo Louis Jr.	5	4	3	7	.	.	.	.	.	1-0	.	.	.
90	Rick Sandidge	10	3	4	7	1.5-4	0.5-2	.	.	.	.	.	.	.
1	Nick Harvey	4	6	.	6	1.0-1	.	.	.	.	.	.	.	.
53	Ernest Jones	2	5	1	6	.	.	.	.	.	.	1	.	.
11	Eldridge Thompson	3	2	3	5	.	.	.	.	.	.	.	.	.
24	Israel Mukuamu	10	3	1	4	.	.	1-26	.	.	.	.	.	.
96	Josh Belk	3	2	1	3	.	.	.	.	.	.	.	.	.
40	Jason Senn	1	3	.	3	.	.	.	.	.	.	.	.	.
87	Kiel Pollard	10	3	.	3	.	.	.	.	.	.	.	.	.
36	Jonathan Gipson	1	2	.	2	.	.	.	1	.	.	.	.	.
5	Rico Dowdle	9	1	.	1	.	.	.	.	.	.	.	.	.
19	Jake Bentley	9	1	.	1	.	.	.	.	.	.	.	.	.
8	Randrecous Davis	6	1	.	1	.	.	.	.	.	.	.	.	.
94	M.J. Webb	6	1	.	1	.	.	.	.	1	.	.	.	.
47	Jaylan Foster	1	1	.	1	.	.	.	.	.	.	.	.	.
23	Korey Banks	4	1	.	1	.	.	.	.	.	.	.	.	.
13	Shi Smith	10	1	.	1	.	.	.	.	.	.	.	.	.
6	Josh Vann	10	1	.	1	.	.	.	.	.	.	.	.	.
25	A.J. Turner	9	.	1	1	.	.	.	.	.	.	.	.	.
40	Jacob August	9	1	.	1	.	.	.	.	.	.	.	.	.
1	Deebo Samuel	10	.	.	.	.	.	.	.	.	1-0	.	.	.
89	Bryan Edwards	10	.	.	.	.	.	.	1	.	.	.	.	.
<b>Total.....</b>		<b>10</b>	<b>442</b>	<b>270</b>	<b>712</b>	<b>63-217</b>	<b>19-123</b>	<b>6-54</b>	<b>38</b>	<b>28</b>	<b>5-13</b>	<b>4</b>	<b>2</b>	<b>.</b>
<b>Opponents.....</b>		<b>10</b>	<b>432</b>	<b>234</b>	<b>666</b>	<b>48-183</b>	<b>15-95</b>	<b>9-90</b>	<b>40</b>	<b>31</b>	<b>5-7</b>	<b>8</b>	<b>2</b>	<b>.</b>



## 2018 DEFENSIVE STATS

TOTAL TACKLES	UA-A	TOT	CCU	UGA	VU	UK	MIZZ	TAMU	TENN	OM	UF	CHAT	CU	AKR
T.J. Brunson	48-35	83	6-0	4-1	3-1	3-5	7-0	3-2	7-7	4-11	8-8	3-0		
Steven Montac	36-23	59	0-1	4-3	3-2	4-3	9-0	3-1	3-0	8-4	2-9	DNP		
Sherrod Greene	26-30	56	1-0	2-4	3-2	1-3	2-2	10-2	3-5	1-5	1-5	2-2		
Keisean Nixon	35-18	53	2-0	5-0	3-1	5-3	3-0	4-0	2-2	7-6	3-6	1-0		
Keir Thomas	21-20	41	1-0	2-3	2-2	1-4	5-1	2-3	2-1	0-5	5-1	1-0		
Jaycee Horn	27-12	39	2-1	5-0	3-1	2-2	2-1	6-1	2-2	3-2	1-2	1-0		
R.J. Roderick	22-15	37	1-1	2-0	-	-	1-0	1-0	4-1	3-10	6-3	4-0		
Bryson Allen-Williams	25-11	36	4-1	-	4-3	5-0	6-0	4-3	2-2	0-2	DNP	DNP		
Javon Kinlaw	20-13	33	4-1	2-1	4-1	2-3	2-0	2-0	1-1	2-3	0-3	1-0		
Jamyest Williams	21-11	32	2-1	3-0	2-1	1-1	2-1	5-2	4-3	2-2	DNP	DNP		
Daniel Fennell	18-8	26	0-1	2-0	3-1	2-1	2-1	2-1	3-0	1-1	1-2	2-0		
Rashad Fenton	18-8	26	1-0	2-2	2-0	3-0	3-0	3-0	1-0	1-3	1-1	1-2		
Kobe Smith	12-12	24	1-0	1-0	0-1	2-1	1-1	2-2	3-0	1-4	1-3	-		
Shameik Blackshear	11-7	18	1-0	3-1	0-1	-	3-0	-	-	1-1	1-4	2-0		
Aaron Sterling	13-2	15	1-0	2-1	2-0	5-1	1-0	2-0	-	-	DNP	DNP		
Brad Johnson	8-6	14	0-1	1-2	1-1	-	3-0	1-0	1-0	-	0-2	1-0		
Damani Staley	5-9	14	0-1	1-0	-	-	1-0	-	-	1-4	1-4	1-0		
D.J. Wonnum	6-5	11	2-1	DNP	DNP	DNP	DNP	DNP	3-0	0-1	1-3	-		
Kingsley Enagbare	8-3	11	1-1	1-0	-	0-1	-	1-0	3-0	-	0-1	2-0		
Jaylin Dickerson	7-4	11	-	-	-	-	-	1-0	-	3-1	3-3	DNP		
J.T. Ibe	8-1	9	1-0	4-1	3-0	-	DNP	DNP	DNP	DNP	DNP	DNP		
Javon Charleston	5-3	8	DNP	1-0	-	2-0	1-0	1-1	0-1	0-1	DNP	DNP		
Rick Sandidge	3-4	7	1-0	1-0	-	-	1-2	-	0-1	0-1	-	-		
Rosendo Louis Jr.	4-3	7	1-1	3-0	DNP	DNP	0-1	DNP	DNP	0-1	DNP	-		
Ernest Jones	5-1	6	0-1	DNP	DNP	DNP	DNP	DNP	DNP	DNP	DNP	5-0		
Nick Harvey	6-0	6	3-0	DNP	2-0	1-0	-	DNP	DNP	DNP	DNP	DNP		
Eldridge Thompson	2-3	5	1-0	0-2	1-1	DNP	DNP	DNP	DNP	DNP	DNP	DNP		
Israel Mukuamu	3-1	4	-	2-1	-	-	-	-	-	-	-	1-0		
Kiel Pollard	3-0	3	-	-	2-0	-	1-0	-	-	-	-	-		
Jason Senn	3-0	3	DNP	DNP	DNP	DNP	DNP	DNP	DNP	DNP	DNP	3-0		
Josh Belk	2-1	3	0-1	-	DNP	DNP	DNP	DNP	DNP	DNP	DNP	2-0		
Jonathan Gipson	2-0	2	DNP	DNP	DNP	DNP	DNP	DNP	DNP	DNP	DNP	2-0		
Randrecous Davis	1-0	1	-	-	-	-	-	1-0	DNP	DNP	DNP	DNP		
Shi Smith	1-0	1	-	-	-	1-0	-	-	-	-	-	-		
Josh Vann	1-0	1	-	-	-	-	-	1-0	-	-	-	-		
A.J. Turner	0-1	1	-	-	0-1	-	-	DNP	-	-	-	-		
Rico Dowdle	1-0	1	-	-	-	1-0	-	-	-	-	-	DNP		
Jaylan Foster	1-0	1	DNP	DNP	DNP	DNP	DNP	DNP	DNP	DNP	DNP	1-0		
Jake Bentley	1-0	1	-	-	1-0	-	DNP	-	-	-	-	-		
Korey Banks	1-0	1	1-0	DNP	DNP	-	-	-	DNP	DNP	DNP	DNP		
M.J. Webb	1-0	1	1-0	-	-	DNP	-	DNP	DNP	-	DNP	-		
Jacob August	1-0	1	-	-	1-0	-	DNP	-	-	-	-	-		

## 2018 Drive Chart Summary

### South Carolina

Opp.	Drives	TD	FG Missed	Punt	Downs	Fum	INT	Half	3-Out	
CCU	10	7	0	0	1	1	0	0	1	2
UGA	11	2	1	0	5	1	0	2	0	5
VANDY	13	4	3	0	3	0	2	1	0	2
UK	11	1	1	1	3	1	1	3	0	5
MIZ	15	3	3	0	5	2	1	0	1	5
A&M	10	3	0	0	6	0	0	1	0	3
TENN	9	3	2	0	2	0	0	1	1	1
MISS	14	5	2	0	4	1	0	0	2	4
FLA	11	4	1	0	4	0	0	1	1	3
CHAT	12	7	0	1	2	1	0	0	1	1
CLEM										
AKRON										
<b>TOT</b>	<b>116</b>	<b>39</b>	<b>13</b>	<b>2</b>	<b>35</b>	<b>7</b>	<b>4</b>	<b>9</b>	<b>7</b>	<b>31</b>

### Opponents

Opp.	Drives	TD	FG Missed	Punt	Downs	Fum	INT	Half	3-Out	
CCU	10	1	3	0	4	0	1	0	1	3
UGA	12	5	2	0	3	0	0	1	1	1
VANDY	13	2	0	0	6	2	1	1	1	4
UK	12	3	1	1	4	0	0	1	2	4
MIZ	16	3	5	1	3	1	0	2	1	3
A&M	12	2	4	1	4	0	0	0	1	1
TENN	9	3	1	0	2	2	0	0	1	2
MISS	14	5	3	0	4	1	1	0	0	2
FLA	10	5	0	1	3	0	0	0	1	0
CHAT	12	1	1	2	5	0	1	1	1	5
CLEM										
AKRON										
<b>TOT</b>	<b>120</b>	<b>30</b>	<b>20</b>	<b>6</b>	<b>38</b>	<b>6</b>	<b>4</b>	<b>6</b>	<b>10</b>	<b>25</b>



Team	Score	1st Downs	Rushing No-Yds-TD	Passing C-A-I-Yds-TD	Total Offense Play-Yds-TD	Punts No-Avg	Fumbles No-Lost	Penalties No-Yds	KO Ret. No-Yds	Punt Ret. No-Yds	Int. Ret. No-Yds	3rd Dns	Time of Poss
Coastal	15	20	39-126-0	13-18-0-112-1	57-238-1	4-34.2	1-1	4-36	0-0	0-0	0-0	2-9	29:58
<b>S. Carolina</b>	<b>49</b>	<b>32</b>	<b>38-263-2</b>	<b>25-35-0-294-5</b>	<b>73-557-7</b>	<b>1-46.0</b>	<b>2-0</b>	<b>9-99</b>	<b>5-107</b>	<b>1-3</b>	<b>0-0</b>	<b>5-9</b>	<b>30:02</b>
Georgia	41	30	52-271-3	16-19-1-202-1	71-473-4	3-41.3	1-0	4-47	0-0	1-9	2-56	4-10	35:43
<b>S. Carolina</b>	<b>17</b>	<b>19</b>	<b>20-54-0</b>	<b>31-48-2-282-2</b>	<b>68-336-2</b>	<b>5-40.8</b>	<b>1-0</b>	<b>3-40</b>	<b>0-0</b>	<b>0-0</b>	<b>1-16</b>	<b>6-14</b>	<b>24:17</b>
<b>S. Carolina</b>	<b>37</b>	<b>28</b>	<b>48-273-3</b>	<b>19-28-1-261-1</b>	<b>76-534-4</b>	<b>3-41.7</b>	<b>2-2</b>	<b>8-54</b>	<b>1-34</b>	<b>1-5</b>	<b>1-0</b>	<b>5-12</b>	<b>29:44</b>
Vanderbilt	14	22	33-92-1	19-40-1-192-1	73-284-2	6-50.0	3-1	4-21	5-116	0-0	1-7	2-14	30:16
<b>S. Carolina</b>	<b>10</b>	<b>20</b>	<b>35-128-0</b>	<b>17-34-3-193-1</b>	<b>69-321-1</b>	<b>3-51.7</b>	<b>3-1</b>	<b>11-98</b>	<b>2-27</b>	<b>2-19</b>	<b>1-0</b>	<b>5-15</b>	<b>25:16</b>
Kentucky	24	19	46-195-3	13-20-1-132-0	66-327-3	4-47.5	0-0	11-115	1-42	1-7	3-27	3-11	34:44
Missouri	35	23	46-286-3	17-36-2-204-0	82-490-3	3-43.3	2-0	10-83	2-33	1-12	0-0	4-16	30:28
<b>S. Carolina</b>	<b>37</b>	<b>18</b>	<b>47-128-0</b>	<b>20-35-0-249-3</b>	<b>82-377-3</b>	<b>5-32.6</b>	<b>1-1</b>	<b>9-83</b>	<b>6-90</b>	<b>1-(-2)</b>	<b>2-12</b>	<b>8-19</b>	<b>29:32</b>
Texas A&M	26	25	40-105-1	25-37-0-353-1	77-458-2	4-52.2	0-0	12-117	2-48	2-15	1-0	3-13	42:20
<b>S. Carolina</b>	<b>23</b>	<b>19</b>	<b>18-76-0</b>	<b>17-35-1-223-3</b>	<b>53-299-3</b>	<b>6-50.7</b>	<b>1-1</b>	<b>4-39</b>	<b>2-32</b>	<b>2-34</b>	<b>0-0</b>	<b>2-9</b>	<b>17:40</b>
Tennessee	24	23	34-144-1	27-39-0-207-2	73-351-3	2-51.0	0-0	9-75	1-27	1-7	1-0	11-16	38:33
<b>S. Carolina</b>	<b>27</b>	<b>19</b>	<b>40-224-2</b>	<b>11-16-1-152-1</b>	<b>56-376-3</b>	<b>2-50.0</b>	<b>0-0</b>	<b>2-9</b>	<b>4-105</b>	<b>0-0</b>	<b>0-0</b>	<b>4-9</b>	<b>21:27</b>
<b>S. Carolina</b>	<b>48</b>	<b>18</b>	<b>37-147-3</b>	<b>22-32-0-363-2</b>	<b>69-510-5</b>	<b>4-46.2</b>	<b>0-0</b>	<b>5-51</b>	<b>7-189</b>	<b>0-0</b>	<b>0-0</b>	<b>6-14</b>	<b>24:25</b>
Ole Miss	44	34	50-237-5	31-48-0-379-0	98-616-5	4-43.2	1-1	4-35	2-43	3-13	0-0	6-17	35:35
<b>S. Carolina</b>	<b>31</b>	<b>18</b>	<b>36-147-2</b>	<b>18-28-1-239-2</b>	<b>64-386-4</b>	<b>4-43.5</b>	<b>0-0</b>	<b>7-41</b>	<b>4-78</b>	<b>0-0</b>	<b>0-0</b>	<b>7-13</b>	<b>24:20</b>
Florida	35	33	62-367-4	15-21-0-161-1	83-528-5	3-52.7	3-1	7-55	0-0	1-(-4)	1-0	10-16	35:40
Chattanooga	9	17	24-78-0	18-37-1-256-1	61-334-1	5-39.0	2-1	6-49	0-0	0-0	0-0	3-12	28:37
<b>SC</b>	<b>49</b>	<b>33</b>	<b>42-238-3</b>	<b>29-36-0-364-4</b>	<b>78-602-7</b>	<b>2-46.0</b>	<b>0-0</b>	<b>6-48</b>	<b>2-7</b>	<b>3-15</b>	<b>1-26</b>	<b>5-10</b>	<b>31:23</b>

**S. Carolina**  
Clemson  
Akron  
**S. Carolina**

## 2018 South Carolina Game-by-Game Starters

### South Carolina Offense

POS	COASTAL	GEORGIA	VANDY	KENTUCKY	MIZZOU	TAMU	TENN	OLE MISS	FLORIDA	CHATT	CLEMSON	AKRON
WR	Samuel	Samuel	Samuel	Samuel	Samuel	Samuel	Samuel	Dawkins	Samuel	Samuel		
WR	S. Smith	S. Smith	S. Smith	S. Smith	Vann	S. Smith	Pollard (TE)	S. Smith	S. Smith	S. Smith		
WR	Edwards	Edwards	Edwards	Edwards	Pollard	Edwards	Edwards	Edwards	Edwards	Edwards		
TE	Crosby	Crosby	Crosby	August	Markway	Pollard	August	Crosby	Crosby	Crosby		
LT	Daley	Daley	Daley	Daley	Daley	Daley	Daley	Young	Daley	Daley		
LG	Bailey	Bailey	Bailey	Bailey	Bailey	Bailey	Bailey	Bailey	Bailey	Bailey		
C	Stanley	Stanley	Stanley	Stanley	Stanley	Stanley	Stanley	Stanley	Stanley	Stanley		
RG	Hutcherson	Hutcherson	Hutcherson	Hutcherson	Hutcherson	Hutcherson	Hutcherson	Hutcherson	Hutcherson	Hutcherson		
RT	Camper	Camper	Camper	Camper	Camper	Camper	Dy. Wonnum	Dy. Wonnum	Dy. Wonnum	Dy. Wonnum		
QB	Bentley	Bentley	Bentley	Bentley	Scarnecchia	Bentley	Bentley	Bentley	Bentley	Bentley		
TB	Dowdle	Dowdle (WR)	Dowdle	Dowdle	Dowdle	Dowdle	T. Williams	T. Williams	Denson	Turner		

### South Carolina Defense

POS	COASTAL	GEORGIA	VANDY	KENTUCKY	MIZZOU	TAMU	TENN	OLE MISS	FLORIDA	CHATT	CLEMSON	AKRON
DE	D.J. Wonnum	Sterling	Thomas	Sterling	Sterling	Sterling	D.J. Wonnum	D.J. Wonnum	D.J. Wonnum	D.J. Wonnum		
DT	J. Kinlaw	J. Kinlaw	J. Kinlaw	J. Kinlaw	J. Kinlaw	J. Kinlaw	J. Kinlaw	J. Kinlaw	J. Kinlaw	J. Kinlaw		
DT	Thomas	Thomas	K. Smith	Thomas	Thomas	Thomas	Thomas	Thomas	K. Smith	K. Smith		
DE	-	-	Allen-Williams	Allen-Williams	Allen-Williams	Allen-Williams	Allen-Williams	Allen-Williams	Thomas	Thomas		
LB	Allen-Williams	Allen-Williams	Fennell	-	-	Fennell	Fennell	-	-	Fennell		
LB	Brunson	Brunson	Brunson	Brunson	Brunson	Brunson	Brunson	Brunson	Brunson	Brunson		
LB	Greene	Greene	Greene	Greene	Greene	Greene	Greene	Greene	Greene	Greene		
CB	Nixon	Nixon	Nixon	Nixon	Nixon	Horn	Nixon	Nixon	Nixon	Nixon		
S	Montac	Montac	Montac	Montac	Montac	Montac	Montac	Montac	Montac	Horn		
S	Ibe	Ibe	Ibe	Ibe	J. Williams	J. Williams	J. Williams	J. Williams	Roderick	Roderick		
CB	Fenton	Fenton	Fenton	Fenton	Fenton	Fenton	Horn	Fenton	Fenton	Fenton		
N	Horn	Horn	-	Horn	Horn	-	-	Horn	Horn	-		

## 2018 South Carolina Game-by-Game Captains

COASTAL	GEORGIA	VANDY	KENTUCKY	MIZZOU	TAMU	TENN	OLE MISS	FLORIDA	CHATT	CLEMSON	AKRON
Bentley	Allen-Williams	Brunson	Allen-Williams	Fennell	Crosby	Brunson	Bailey	Bentley	Brunson		
Brunson	August	Edwards	Bailey	Pollard	Markway	Fennell	Edwards	Fenton	Camper		
Samuel	Crosby	Fennell	Daley	Samuel	Scarnecchia	Hutcherson	Kinlaw	Samuel	Nixon		
Stanley	Montac	-	Kinlaw	Stanley	Thomas	-	D.J. Wonnum	Thomas	Stanley		





### Individual Rushing (Att-Yds/TD)

PLAYER	TOT	CCU	UGA	VANDY	UK	MIZZOU	TAMU	TENN	OLEMISS	FLORIDA	CHATT	CLEMSON	AKRON
Rico Dowdle	100-498/4	15-105/1	7-18/0	20-112/1	13-44/0	21-53/0	7-19/0	14-140/1	1-(-1)/0	2-8/1	DNP		
Ty'Son Williams	66-319/4	11-82/1	6-26/0	7-48/1	DNP	15-51/0	7-48/0	13-34/1	7-30/1	DNP	DNP		
A.J. Turner	46-294/2	2-24/0	1-3/0	9-64/0	5-33/0	4-7/0	DNP	-	5-17/1	12-81/0	8-65/1		
Mon Denson	49-245/2	DNP	DNP	3-4/1	7-32/0	DNP	DNP	6-30/0	12-102/0	14-49/0	7-28/1		
Jake Bentley	51-124/2	4-(-1)/0	4-10/0	9-45/0	8-37/0	DNP	4-9/0	4-20/0	8-8/1	6-8/1	4-(-12)/0		
Deshawn Fenwick	17-112/1	DNP	DNP	DNP	DNP	DNP	DNP	DNP	DNP	DNP	17-112/1		
Slade Carroll	4-46/0	4-46/0	DNP	DNP	DNP	DNP	DNP	DNP	DNP	DNP	-		
Deebo Samuel	8-26/0	1-11/0	1-(-1)/0	-	-	2-3/0	-	2-8/0	-	1-3/0	1-2/0		
Dakereon Joyner	3-24/0	DNP	DNP	DNP	DNP	DNP	DNP	DNP	DNP	DNP	3-24/0		
Jay Urich	1-14/0	DNP	DNP	DNP	DNP	DNP	DNP	DNP	DNP	DNP	1-14/0		
Joseph Charlton	1-5/0	-	-	-	-	1-5/0	-	-	-	-	-		
Josh Vann	1-5/0	-	-	-	-	-	-	-	-	-	1-5/0		
Bailey Hart	1-5/0	-	DNP	DNP	DNP	1-5/0	DNP	DNP	DNP	DNP	-		
Michael Scarnecchia	5-(-14)/0	-	DNP	DNP	2-(-18)/0	3-4/0	DNP	DNP	DNP	DNP	-		
TEAM	8-(-25)/0	1-(-4)/0	1-(-2)/0	-	DNP	-	DNP	1-(-8)/0	4-(-9)/0	1-(-2)/0	DNP		

### Individual Passing (Cmp-Att-Int-Yds-TD)

	BENTLEY	SCARNECCHIA	SAMUEL	JOYNER	URICH
Coastal	22-29-0-250-4	3-6-0-44-1	0-0-0-0-0	DNP	DNP
Georgia	30-47-2-269-1	DNP	1-1-0-13-1	DNP	DNP
Vanderbilt	19-28-1-261-1	DNP	0-0-0-0-0	DNP	DNP
Kentucky	13-28-3-148-1	4-6-0-45-0	0-0-0-0-0	DNP	DNP
Missouri	DNP	20-35-0-249-3	0-0-0-0-0	DNP	DNP
Texas A&M	17-35-1-223-3	DNP	0-0-0-0-0	DNP	DNP
Tennessee	11-16-1-152-1	DNP	0-0-0-0-0	DNP	DNP
Ole Miss	22-32-0-363-2	DNP	0-0-0-0-0	DNP	DNP
Florida	18-28-1-239-2	DNP	0-0-0-0-0	DNP	DNP
Chattanooga	25-29-0-339-4	2-4-0-15-0	0-0-0-0-0	1-2-0-1-0	1-1-0-9-0
Clemson					
Akron					

### Individual Receiving (Rec-Yds/TD)

PLAYER	TOT	CCU	UGA	VANDY	UK	MIZZOU	TAMU	TENN	OLEMISS	FLORIDA	CHATT	CLEMSON	AKRON
Bryan Edwards	42-659/6	4-53/1	7-111/2	3-47/0	3-25/0	7-73/2	4-42/0	3-96/0	4-109/1	3-34/0	4-69/0		
Deebo Samuel	48-639/6	7-56/1	6-33/0	7-56/0	2-61/1	4-88/1	7-88/1	3-8/1	3-17/0	4-120/0	5-112/1		
Shi Smith	30-488/3	4-61/0	2-11/0	5-119/1	4-40/0	3-32/0	3-51/1	-	3-82/0	2-24/0	4-68/1		
Ty'Son Williams	9-152/0	1-15/0	2-11/0	1-5/0	DNP	-	-	2-16/0	3-105/0	DNP	DNP		
Rico Dowdle	11-111/1	1-22/1	4-36/0	1-9/0	2-29/0	3-15/0	-	-	-	-	DNP		
Josh Vann	16-104/1	2-10/0	2-29/0	-	2-20/0	-	-	1-7/0	3-13/1	2-10/0	4-15/0		
K.C. Crosby	10-94/0	1-14/0	2-25/0	1-13/0	DNP	-	-	1-15/0	2-11/0	2-11/0	1-5/0		
Kiel Pollard	12-81/1	2-12/1	1-5/0	1-12/0	2-6/0	2-14/0	1-3/0	1-10/0	-	-	2-19/0		
A.J. Turner	8-75/2	-	1-4/0	-	2-12/0	-	DNP	-	1-21/0	1-4/0	3-34/2		
Chavis Dawkins	6-60/1	DNP	DNP	-	-	-	1-33/1	-	1-0/0	1-3/0	3-24/0		
Kyle Markway	3-53/1	-	1-7/0	-	-	1-27/0	-	-	-	1-19/1	-		
OrTre Smith	3-25/0	1-11/0	2-14/0	DNP	DNP	DNP	DNP	DNP	DNP	DNP	DNP		
Jacob August	4-24/1	-	-	-	-	DNP	1-6/0	-	1-4/0	2-14/1	-		
Randrecous Davis	2-23/1	1-27/1	1--4/0	-	-	-	-	DNP	DNP	DNP	DNP		
Bailey Hart	1-13/0	1-13/0	DNP	DNP	DNP	-	DNP	DNP	DNP	DNP	-		
Mon Denson	2-9/0	DNP	DNP	-	-	DNP	DNP	-	1-1/0	-	1-8/0		
Will Register	1-9/0	-	DNP	DNP	DNP	DNP	DNP	DNP	DNP	DNP	1-9/0		
Evan Hinson	1-1/0	-	-	DNP	DNP	-	-	-	-	-	1-1/0		

### Game-by-Game Leaders

Opponent	Rushing	Passing	Receiving (No.)	Receiving (Yds.)	Tackles
Coastal	Dowdle 15-105/1	Bentley 22-29-0-250-4	Samuel 7-56-1	S. Smith 4-61-0	Brunson 6-0-6
Georgia	Williams 6-26/0	Bentley 30-47-2-269-1	Edwards 7-111-2	Edwards 7-111-2	Montac 4-3-7
Vanderbilt	Dowdle 20-112/1	Bentley 19-28-1-261-1	Samuel 7-56-0	S. Smith 5-119-1	Allen-Williams 4-3-7
Kentucky	Dowdle 13-44/0	Bentley 13-28-3-148-1	S. Smith 4-40-0	Samuel 2-61-1	Nixon 5-3-8/Brunson 3-5-8
Missouri	Dowdle 21-53/0	Scarnecchia 20-35-0-249-3	Edwards 7-73-2	Samuel 4-88-1	Montac 9-0-9
Texas A&M	Williams 7-48/0	Bentley 17-35-1-223-3	Samuel 7-88-1	Samuel 7-88-1	Greene 10-2-12
Tennessee	Dowdle 14-140/1	Bentley 11-16-1-152-1	Edwards 3-96-0/Samuel 3-8-1	Edwards 3-96-0	Brunson 7-7-14
Ole Miss	Denson 12-102/0	Bentley 22-32-0-363-2	Edwards 4-109-1	Edwards 4-109-1	Brunson 4-11-15
Florida	Turner 12-81/0	Bentley 18-28-1-239-2	Samuel 4-120-0	Samuel 4-120-0	Brunson 8-8-16
Chattanooga	Fenwick 17-112/1	Bentley 25-29-0-339-4	Samuel 5-112-1	Samuel 5-112-1	Jones 5-0-5
Clemson					
Akron					



## South Carolina

Coastal Carolina	Qtr	Plays	Yards	TOP	Result
Dowdle 5-yard run	1	8	80	2:58	TD
Pollard 8-yard pass from Bentley	1	10	69	4:38	TD
Edwards 24-yard pass from Bentley	2	14	72	5:58	TD
Dowdle 22-yard pass from Bentley	2	5	76	0:45	TD
T. Williams 9-yard run	3	7	64	3:00	TD
Samuel 8-yard pass from Bentley	3	11	77	3:47	TD
Davis 27-yard pass from Scarnecchia	4	7	89	3:04	TD

Georgia	Qtr	Plays	Yards	TOP	Result
Edwards 13-yard pass from Samuel	1	11	75	4:32	TD
White 26-yard field goal	2	14	71	5:39	FG
Edwards 44-yard pass from Bentley	4	4	59	1:28	TD

Vanderbilt	Qtr	Plays	Yards	TOP	Result
S. Smith 38-yard pass from Bentley	1	3	75	0:55	TD
White 33-yard field goal	1	13	59	5:36	FG
Dowdle 2-yard run	2	4	65	1:18	TD
White 35-yard field goal	2	7	36	1:10	FG
White 36-yard field goal	3	10	61	2:40	FG
Denson 1-yard run	3	2	6	0:30	TD
T. Williams 1-yard run	4	8	49	3:50	TD

Kentucky	Qtr	Plays	Yards	TOP	Result
White 29-yard field goal	1	13	72	4:55	FG
Samuel 58-yard pass from Bentley	3	4	75	1:44	TD

Missouri	Qtr	Plays	Yards	TOP	Result
Edwards 5-yard pass from Scarnecchia	1	3	37	0:56	TD
Edwards 17-yard pass from Scarnecchia	2	5	68	1:56	TD
Samuel 8-yard pass from Scarnecchia	3	12	66	4:45	TD
White 42-yard field goal	3	9	29	2:00	FG
White 42-yard field goal	4	12	40	4:38	FG
White 33-yard field goal	4	9	53	1:16	FG

TEXAS A&M	Qtr	Plays	Yards	TOP	Result
S. Smith 22-yard pass from Bentley	3	10	82	3:35	TD
Dawkins 33-yard pass from Bentley	3	7	88	2:43	TD
Samuel 6-yard pass from Bentley	4	5	75	0:48	TD

TENNESSEE	Qtr	Plays	Yards	TOP	Result
White 19-yard field goal	1	11	68	4:16	FG
Samuel 3-yard pass from Bentley	2	8	60	1:22	TD
Dowdle 1-yard run	3	7	66	1:57	TD
T. Williams 1-yard run	3	4	75	1:42	TD
White 25-yard field goal	4	9	57	3:55	FG

OLE MISS	Qtr	Plays	Yards	TOP	Result
T. Williams 2-yard run	1	8	75	2:03	TD
White 20-yard field goal	1	9	73	3:25	FG
Edwards 75-yard pass from Bentley	2	1	75	0:11	TD
White 23-yard field goal	2	11	72	4:14	FG
Vann 5-yard pass from Bentley	3	7	71	1:49	TD
Turner 3-yard run	4	8	47	3:06	TD
Bentley 4-yard run	4	4	73	1:14	TD

FLORIDA	Qtr	Plays	Yards	TOP	Result
August 2-yard pass from Bentley	1	13	83	5:43	TD
Markway 19-yard pass from Bentley	1	6	84	1:41	TD
Bentley 1-yard run	2	12	71	4:27	TD
White 34-yard field goal	3	5	14	0:54	FG
Dowdle 4-yard run	3	4	93	1:59	TD

CHATTANOOGA	Qtr	Plays	Yards	TOP	Result
Turner 16-yard pass from Bentley	1	10	75	3:44	TD
Turner 6-yard pass from Bentley	1	11	61	4:00	TD
Turner 11-yard run	2	4	68	1:11	TD
Denson 1-yard run	2	8	70	1:36	TD
S. Smith 53-yard pass from Bentley	3	5	70	1:28	TD
Samuel 61-yard pass from Bentley	4	3	74	0:36	TD
Fenwick 2-yard run	4	9	75	3:22	TD

## Opponents

Coastal Carolina	Qtr	Plays	Yards	TOP	Result
Biscardi 39-yard field goal	2	15	53	8:01	FG
Biscardi 45-yard field goal	3	9	47	4:57	FG
Heiligh 8-yard pass from Carpenter	4	7	68	3:43	TD
Biscardi 27-yard field goal	4	10	66	3:51	FG

Georgia	Qtr	Plays	Yards	TOP	Result
Swift 17-yard run	1	4	76	1:15	TD
Blankenship 45-yard field goal	1	6	38	3:24	FG
Blankenship 44-yard field goal	2	5	40	0:48	FG
Hardman 34-yard pass from Fromm	3	6	75	2:05	TD
Holyfield 5-yard run	3	6	75	2:43	TD
Herrion 15-yard run	3	9	86	4:37	TD

Vanderbilt	Qtr	Plays	Yards	TOP	Result
Vaughn 2-yard run	2	6	23	3:20	TD
Lipscomb 2-yard pass from Shurmur	2	11	75	4:59	TD

Kentucky	Qtr	Plays	Yards	TOP	Result
Butler 29-yard field goal	1	4	-4	2:00	FG
Wilson 1-yard run	2	11	75	5:46	TD
Rose 24-yard run	2	7	80	3:16	TD
Snell 4-yard run	2	6	61	3:23	TD

Missouri	Qtr	Plays	Yards	TOP	Result
Rountree 1-yard run	1	5	62	1:16	TD
Crockett 2-yard run	1	6	61	2:15	TD
McCann 22-yard field goal	2	9	64	3:00	FG
McCann 32-yard field goal	2	7	50	2:38	FG
McCann 22-yard field goal	2	15	82	4:30	FG
Rountree 2-yard run	4	3	21	0:46	TD
McCann 44-yard field goal	4	4	6	1:55	FG
McCann 57-yard field goal	4	7	33	2:48	FG

TEXAS A&M	Qtr	Plays	Yards	TOP	Result
Small 52-yard field goal	1	10	45	4:38	FG
Sternberger 4-yard pass from Mond	2	5	94	3:12	TD
Small 20-yard field goal	2	9	73	3:21	FG
Small 32-yard field goal	3	11	60	6:24	FG
Small 39-yard field goal	4	11	55	6:02	FG
T. Williams 3-yard run	4	11	78	5:45	TD

TENNESSEE	Qtr	Plays	Yards	TOP	Result
Wolf 5-yard pass from Guarantano	1	6	39	4:42	TD
Jennings 6-yard pass from Guarantano	2	15	71	7:53	TD
Fils-Aime 14-yard run	3	9	75	4:58	TD
Cimaglia 45-yard field goal	3	13	47	6:18	FG

OLE MISS	Qtr	Plays	Yards	TOP	Result
Logan 25-yard field goal	1	12	65	3:22	FG
Phillips 9-yard run	2	11	75	3:52	TD
Logan 26-yard field goal	2	12	80	3:42	FG
Ta'amu 17-yard run	2	5	75	1:19	TD
Phillips 1-yard run	2	9	75	1:51	TD
Logan 31-yard field goal	3	9	61	3:04	FG
Phillips 2-yard run	3	10	54	3:42	TD
Woullard 1-yard run	4	5	37	2:20	TD

FLORIDA	Qtr	Plays	Yards	TOP	Result
Perine 2-yard run	2	13	75	6:05	TD
Franks 10-yard run	2	8	69	3:12	TD
Toney 18-yard pass from Franks	3	10	75	3:45	TD
Perine 23-yard run	4	8	89	2:40	TD
Franks 1-yard run	4	10	66	4:47	TD

CHATTANOOGA	Qtr	Plays	Yards	TOP	Result
Ulmo 36-yard field goal	2	11	56	4:21	FG
Tiano 2-yard pass from Nunnelly	4	9	90	4:21	TD



**Running Plays (10+ Yards)**

No.	Yds	Rusher	Opponent	Qtr	Play Result	Drive Result
1.	29	Dowdle	Coastal	1	First Down	TD
2.	17	Turner	Coastal	1	First Down	TD
3.	11	Samuel	Coastal	1	First Down	TD
4.	10	Dowdle	Coastal	3	First Down	TD
5.	10	T. Williams	Coastal	3	First Down	TD
6.	21	T. Williams	Coastal	4	First Down	TD
7.	17	T. Williams	Coastal	4	First Down	TD
8.	28	Carroll	Coastal	4	First Down	Final
9.	11	Bentley	Georgia	4	Third Down	INT
10.	15	Dowdle	Vanderbilt	1	First Down	TD
11.	20	Dowdle	Vanderbilt	1	First Down	FG
12.	11	Dowdle	Vanderbilt	1	First Down	FG
13.	19	Bentley	Vanderbilt	4	First Down	Fumble
14.	19	Turner	Vanderbilt	4	First Down	Fumble
15.	15	Turner	Vanderbilt	4	Fumble	Fumble
16.	10	Williams	Vanderbilt	4	First Down	TD
17.	22	Williams	Vanderbilt	4	First Down	TD
18.	20	Bentley	Kentucky	1	First Down	FG
19.	11	Bentley	Kentucky	2	First Down	Missed FG
20.	11	Turner	Kentucky	2	First Down	Missed FG
21.	19	Turner	Kentucky	2	First Down	Missed FG
22.	17	Dowdle	Kentucky	3	First Down	TD
23.	20	T. Williams	Missouri	2	First Down	Downs
24.	12	Dowdle	Missouri	3	Second Down	FG
25.	14	T. Williams	Texas A&M	1	First Down	INT
26.	27	T. Williams	Texas A&M	1	First Down	INT
27.	16	Dowdle	Tennessee	1	First Down	FG
28.	25	Dowdle	Tennessee	1	First Down	FG
29.	21	Dowdle	Tennessee	2	First Down	TD
30.	15	Dowdle	Tennessee	3	First Down	TD
31.	22	Bentley	Tennessee	3	First Down	TD
32.	12	Denson	Tennessee	4	First Down	FG
33.	30	Dowdle	Tennessee	4	First Down	Final
34.	11	Turner	Ole Miss	2	First Down	FG
35.	69	Denson	Ole Miss	4	First Down	TD
36.	30	Turner	Florida	1	First Down	TD
37.	22	Turner	Florida	1	First Down	TD
38.	12	Turner	Florida	2	First Down	TD
39.	11	Denson	Chattanooga	1	First Down	TD
40.	13	Turner	Chattanooga	1	First Down	TD
41.	11	Turner	Chattanooga	2	TD	TD
42.	12	Turner	Chattanooga	2	First Down	Missed FG
43.	14	Turner	Chattanooga	2	First Down	Punt
44.	19	Fenwick	Chattanooga	3	First Down	Punt
45.	11	Fenwick	Chattanooga	3	First Down	TD
46.	37	Fenwick	Chattanooga	4	First Down	TD
47.	11	Fenwick	Chattanooga	4	First Down	Final
48.	14	Urich	Chattanooga	4	First Down	Final

**Kick Returns (30+ yards)**

Yds	Returner	Opponent	Qtr	Drive Result
34	Samuel	Vanderbilt	2	TD
32	Samuel	Missouri	2	Punt
30	Samuel	Tennessee	1	FG
34	Samuel	Tennessee	3	TD
90	Samuel	Ole Miss	1	TD
38	Samuel	Ole Miss	4	TD
30	Samuel	Florida	2	Punt

**Punt Returns (20+ yards)**

Yds	Returner	Opponent	Qtr	Drive Result
21	Edwards	Kentucky	3	INT
32	Edwards	Texas A&M	2	Fumble

**Passing Plays (20+ Yards)**

No.	Yds	Connection	Opponent	Qtr	Play Result	Drive Result
1.	24	Bentley-Edwards	Coastal	2	TD	TD
2.	22	Bentley-Dowdle	Coastal	2	TD	TD
3.	20	Bentley-S. Smith	Coastal	3	First Down	TD
4.	27	Scarnecchia-Davis	Coastal	4	TD	TD
5.	44	Bentley-Edwards	Georgia	4	TD	TD
6.	38	Bentley-S. Smith	Vanderbilt	1	TD	TD
7.	52	Bentley-S. Smith	Vanderbilt	2	First Down	TD
8.	21	Bentley-Edwards	Vanderbilt	3	First Down	Fumble
9.	58	Bentley-Samuel	Kentucky	3	TD	TD
10.	20	Bentley-Dowdle	Kentucky	4	First Down	INT
11.	32	Scarnecchia-Samuel	Missouri	1	First Down	TD
12.	37	Scarnecchia-Samuel	Missouri	2	First Down	TD
13.	20	Scarnecchia-S. Smith	Missouri	3	First Down	TD
14.	27	Scarnecchia-Markway	Missouri	4	First Down	FG
15.	26	Bentley-Edwards	Texas A&M	1	First Down	Punt
16.	21	Bentley-S. Smith	Texas A&M	3	First Down	TD
17.	22	Bentley-S. Smith	Texas A&M	3	TD	TD
18.	32	Bentley-Samuel	Texas A&M	3	First Down	TD
19.	33	Bentley-Dawkins	Texas A&M	3	TD	TD
20.	27	Bentley-Samuel	Texas A&M	4	First Down	TD
21.	73	Bentley-Edwards	Tennessee	3	First Down	TD
22.	50	Bentley-T. Williams	Ole Miss	1	First Down	TD
23.	24	Bentley-T. Williams	Ole Miss	1	First Down	TD
24.	38	Bentley-S. Smith	Ole Miss	1	First Down	TD
25.	75	Bentley-Edwards	Ole Miss	2	TD	TD
26.	31	Bentley-T. Williams	Ole Miss	2	First Down	FG
27.	21	Bentley-Turner	Ole Miss	2	First Down	FG
28.	35	Bentley-S. Smith	Ole Miss	3	First Down	TD
29.	25	Bentley-Edwards	Florida	1	First Down	TD
30.	89	Bentley-Samuel	Florida	3	First Down	TD
31.	36	Bentley-Edwards	Chattanooga	2	First Down	TD
32.	20	Bentley-Edwards	Chattanooga	2	First Down	TD
33.	21	Bentley-Samuel	Chattanooga	2	First Down	TD
34.	53	Bentley-S. Smith	Chattanooga	3	TD	TD
35.	61	Bentley-Samuel	Chattanooga	4	TD	TD

**INT/Fumble Returns (20+ yards)**

Yds	Returner	Opponent	Qtr	Play	Drive Result
26	Mukuamu	Chattanooga	4	INT	Downs

**Special Teams/Defensive Scores**

Yds	Player	Opponent	Qtr	Play
12	Greene	Missouri	3	INT
90	Samuel	Ole Miss	1	KOR





## Carolina Team Game Highs

Rushes	48	at Vanderbilt (Sep 22, 2018)
Yards Rushing	273	at Vanderbilt (Sep 22, 2018)
Yards Per Rush	6.9	vs Coastal Carolina (Sep 01, 2018)
TD Rushes	3	at Vanderbilt (Sep 22, 2018) at Ole Miss (Nov 03, 2018) vs Chattanooga (Nov 17, 2018)
Pass attempts	48	vs Georgia (Sep 08, 2018)
Pass completions	31	vs Georgia (Sep 08, 2018)
Yards Passing	364	vs Chattanooga (Nov 17, 2018)
Yards Per Pass	11.3	at Ole Miss (Nov 03, 2018)
TD Passes	5	vs Coastal Carolina (Sep 01, 2018)
Total Plays	82	vs Missouri (Oct 06, 2018)
Total Offense	602	vs Chattanooga (Nov 17, 2018)
Yards Per Play	7.7	vs Chattanooga (Nov 17, 2018)
Points	49	vs Coastal Carolina (Sep 01, 2018) vs Chattanooga (Nov 17, 2018)
Sacks By	3	vs Coastal Carolina (Sep 01, 2018) at Ole Miss (Nov 03, 2018)
First Downs	33	vs Chattanooga (Nov 17, 2018)
Penalties	11	at Kentucky (Sep 29, 2018)
Penalty Yards	99	vs Coastal Carolina (Sep 01, 2018)
Turnovers	4	at Kentucky (Sep 29, 2018)
Interceptions By	2	vs Missouri (Oct 06, 2018)
Punts	6	vs Texas A&M (Oct 13, 2018)
Punting Avg	51.7	at Kentucky (Sep 29, 2018)
Long Punt	66	at Kentucky (Sep 29, 2018)
Punts inside 20	3	vs Texas A&M (Oct 13, 2018)
Long Punt Return	32	vs Texas A&M (Oct 13, 2018)

## Carolina Individual Game Highs

Rushes	21	Rico Dowdle vs Missouri (Oct 06, 2018)
Yards Rushing	140	Rico Dowdle vs Tennessee (Oct 27, 2018)
TD Rushes	1	15 players tied
Long Rush	69	Mon Denson at Ole Miss (Nov 03, 2018)
Pass attempts	47	Jake Bentley vs Georgia (Sep 08, 2018)
Pass completions	30	Jake Bentley vs Georgia (Sep 08, 2018)
Yards Passing	363	Jake Bentley at Ole Miss (Nov 03, 2018)
TD Passes	4	Jake Bentley vs Coastal Carolina (Sep 01, 2018) Jake Bentley vs Chattanooga (Nov 17, 2018)
Long Pass	89	Jake Bentley at Florida (Nov 10, 2018)
Receptions	7	5 players tied
Yards Receiving	120	Deebo Samuel at Florida (Nov 10, 2018)
TD Receptions	2	Bryan Edwards vs Georgia (Sep 08, 2018) Bryan Edwards vs Missouri (Oct 06, 2018) A.J. Turner vs Chattanooga (Nov 17, 2018)
Long Reception	89	Deebo Samuel at Florida (Nov 10, 2018)
Field Goals	3	Parker White at Vanderbilt (Sep 22, 2018) Parker White vs Missouri (Oct 06, 2018)
Long Field Goal	42	Parker White vs Missouri (Oct 06, 2018)
Punts	6	Joseph Charlton vs Texas A&M (Oct 13, 2018)
Punting Avg	51.7	Joseph Charlton at Kentucky (Sep 29, 2018)
Long Punt	66	Joseph Charlton at Kentucky (Sep 29, 2018)
Punts inside 20	3	Joseph Charlton vs Texas A&M (Oct 13, 2018)
Long Punt Return	32	Bryan Edwards vs Texas A&M (Oct 13, 2018)
Long Kickoff Return	90	Deebo Samuel at Ole Miss (Nov 03, 2018)
Tackles	16	T.J. Brunson at Florida (Nov 10, 2018)
Sacks	2.0	Javon Kinlaw at Vanderbilt (Sep 22, 2018) D.J. Wonnum vs Tennessee (Oct 27, 2018) T.J. Brunson at Florida (Nov 10, 2018)
Tackles For Loss	3.5	T.J. Brunson at Ole Miss (Nov 03, 2018)
Interceptions	1	6 players tied

## Opponent Team Game Highs

Rushes	62	at Florida (Nov 10, 2018)
Yards Rushing	367	at Florida (Nov 10, 2018)
Yards Per Rush	6.2	vs Missouri (Oct 06, 2018)
TD Rushes	5	at Ole Miss (Nov 03, 2018)
Pass attempts	48	at Ole Miss (Nov 03, 2018)
Pass completions	31	at Ole Miss (Nov 03, 2018)
Yards Passing	379	at Ole Miss (Nov 03, 2018)
Yards Per Pass	10.6	vs Georgia (Sep 08, 2018)
TD Passes	2	vs Tennessee (Oct 27, 2018)
Total Plays	98	at Ole Miss (Nov 03, 2018)
Total Offense	616	at Ole Miss (Nov 03, 2018)
Yards Per Play	6.7	vs Georgia (Sep 08, 2018)
Points	44	at Ole Miss (Nov 03, 2018)
Sacks By	4	at Kentucky (Sep 29, 2018)
First Downs	34	at Ole Miss (Nov 03, 2018)
Penalties	12	vs Texas A&M (Oct 13, 2018)
Penalty Yards	117	vs Texas A&M (Oct 13, 2018)
Turnovers	2	at Vanderbilt (Sep 22, 2018) vs Missouri (Oct 06, 2018) vs Chattanooga (Nov 17, 2018)
Interceptions By	3	at Kentucky (Sep 29, 2018)
Punts	6	at Vanderbilt (Sep 22, 2018)
Punting Avg	52.7	at Florida (Nov 10, 2018)
Long Punt	67	vs Texas A&M (Oct 13, 2018)
Punts inside 20	4	at Kentucky (Sep 29, 2018)
Long Punt Return	15	vs Texas A&M (Oct 13, 2018)

## Opponent Individual Game Highs

Rushes	28	Benny Snell, at Kentucky (Sep 29, 2018)
Yards Rushing	159	Jordan Scarlett, at Florida (Nov 10, 2018)
TD Rushes	3	Scottie Phillips, at Ole Miss (Nov 03, 2018)
Long Rush	59	Damarea Crockett, vs Missouri (Oct 06, 2018)
Pass attempts	46	Jordan Ta'amu, at Ole Miss (Nov 03, 2018)
Pass completions	31	Jordan Ta'amu, at Ole Miss (Nov 03, 2018)
Yards Passing	379	Jordan Ta'amu, at Ole Miss (Nov 03, 2018)
TD Passes	2	Jarrett Guarantano, vs Tennessee (Oct 27, 2018)
Long Pass	57	Nick Tiano, vs Chattanooga (Nov 17, 2018)
Receptions	11	Elijah Moore, at Ole Miss (Nov 03, 2018)
Yards Receiving	145	Jace Sternberger, vs Texas A&M (Oct 13, 2018)
TD Receptions	1	Eight players tied
Long Reception	57	Bryce Nunnally, vs Chattanooga (Nov 17, 2018)
Field Goals	5	Tucker McCann, vs Missouri (Oct 06, 2018)
Long Field Goal	57	Tucker McCann, vs Missouri (Oct 06, 2018)
Punts	6	Parker Thome, at Vanderbilt (Sep 22, 2018)
Punting Avg	60.0	Tommy Townsend, at Florida (Nov 10, 2018)
Long Punt	67	Braden Mann, vs Texas A&M (Oct 13, 2018)
Punts inside 20	4	Max Duffy, at Kentucky (Sep 29, 2018)
Long Punt Return	15	Roshauud Paul, vs Texas A&M (Oct 13, 2018)
Long Kickoff Return	42	Lynn Bowden, at Kentucky (Sep 29, 2018)
Tackles	11	Terez Hall, vs Missouri (Oct 06, 2018) Mohamed Sanogo, at Ole Miss (Nov 03, 2018) Tavon Lawson, vs Chattanooga (Nov 17, 2018)
Sacks	3.0	Josh Allen, at Kentucky (Sep 29, 2018)
Tackles For Loss	4.0	Josh Allen, at Kentucky (Sep 29, 2018)
Interceptions	1	Nine players tied



## The Last Time South Carolina...

**SHUT OUT AN OPPONENT:**  
34-0, vs NC State (8/28/08)

**WAS SHUT OUT:**  
18-0, vs. Georgia (9/9/06)

**SCORED ON A SAFETY:**  
vs UCF (9/26/15)

**ALLOWED A SAFETY:**  
at Mississippi State (10/15/11)

**FORCED 4+ TURNOVERS:**  
5, vs. Michigan (1/1/18)

**FORCED 5+ TURNOVERS:**  
5, vs. Michigan (1/1/18)

**FORCED 6+ TURNOVERS:**  
6, vs. Clemson (11/30/13)

**RETURNED A KICKOFF FOR A TD:**  
Deebo Samuel, 90 yards at Ole Miss (11/3/18)

**ALLOWED KICK RET. FOR A TD:**  
Detrez Newsome, 93 yards vs. Western Carolina (11/19/16)

**ALLOWED 2 KICK RET. FOR TDs:**  
Darrius Sims at Vanderbilt, 91 and 100 yards (9/20/14)

**RETURNED A PUNT FOR A TD:**  
Ace Sanders, 63 yards vs. Michigan (1/1/13)

**ALLOWED A PUNT RET. FOR A TD:**  
Lito Sheppard, Florida, 57 yards (11/11/00)

**RETURNED AN INT FOR A TD:**  
Sherrrod Greene, Missouri, 12 yards (10/6/18)

**ALLOWED AN INT FOR A TD:**  
Tajee Fullwood, 47 yards, USF (12/29/16)

**RETURNED A FUMBLE FOR A TD:**  
T.J. Brunson, 73 yards, Arkansas (10/7/17)

**ALLOWED FUMBLE RET. FOR A TD:**  
Jwan Taylor, Georgia, 0 yards (9/8/18)

**HAD A DEFENSIVE PLAYER SCORE TWO TOUCHDOWNS IN A GAME:**  
Melvin Ingram at Georgia, 68-yard fake punt & 5-yard fumble recovery (9/10/11)

**SCORED THREE DEFENSIVE TOUCHDOWNS IN A GAME:**  
vs. Arkansas (10/7/17)

**HAD A PLAYER RUSH, PASS AND RECEIVE A TD IN A GAME:** Pharoh Cooper, vs. Tennessee (11/1/14)

**RAN A FAKE PUNT FOR A TD:**  
Melvin Ingram, 68 yards at Georgia (9/10/11)

**HAD A PLAYER PASS FOR 300+ YDS:**  
339, Jake Bentley, vs. Chattanooga (11/17/18)

**HAD A PLAYER PASS FOR 350+ YDS:**  
363, Jake Bentley, vs Ole Miss (11/3/18)

**HAD A PLAYER PASS FOR 400+ YDS:**  
402, Dylan Thompson, at Auburn (10/25/14)

**HAD A PLAYER PASS FOR 450+ YDS:**  
473, Steve Taneyhill, vs. Mississippi State (10/14/95)

**HAD A PLAYER COMP. 30+ PASSES:**  
30, Jake Bentley, vs Georgia (9/8/18)

**HAD A PLAYER ATT. 40+ PASSES:**  
43, Jake Bentley, vs USF (12/29/16)

**HAD A PLAYER ATT. 50+ PASSES:**  
50, Dylan Thompson, at Auburn (10/25/14)

**HAD A PLAYER RUSH FOR 150+ YDS:**  
226, Rico Dowdle, vs. Western Carolina (11/19/16)

**HAD A PLAYER RUSH FOR 200+ YDS:**  
226, Rico Dowdle, vs. Western Carolina (11/19/16)

**HAD A PLAYER RUSH FOR 250+ YDS:**  
278, Brandon Bennett, vs. East Tennessee State (10/5/91)

**HAD TWO PLAYERS RUSH FOR 100+ YARDS:**  
Mike Davis (111) and David Williams (110) vs. Furman (10/18/14)

**HAD A PLAYER WITH 150+ YARDS RECEIVING:**  
190, Deebo Samuel, vs USF (12/29/16)

**HAD A PLAYER WITH 200+ YARDS RECEIVING:**  
233, Pharoh Cooper, vs. Tennessee (11/1/14)

**HAD TWO PLAYERS WITH 100 YARDS RECEIVING:**  
Bryan Edwards (109) and Ty'Son Williams (105) at Ole Miss (11/3/18)

**HAD TWO PLAYERS WITH 10+ RECEPTIONS:**  
Bruce Ellington (10) and Mike Davis (10), at Missouri (10/26/13)

**HAD A PLAYER WITH 500+ YARDS TOTAL OFFENSE:**  
512, Steve Taneyhill vs. Mississippi State (10/14/95)

**HAD A PLAYER RUSH AND PASS FOR 100 YARDS EACH:**  
Lorenzo Nuñez, vs. UCF, 123 rush, 184 pass (09/26/15)

**HAD A PLAYER SCORE 4+ TDs:**  
5, Sidney Rice vs. FAU (9/23/06)

**HAD A PLAYER PASS FOR 4 TDs:**  
4, Jake Bentley vs. Chattanooga (11/17/18)

**HAD A PLAYER PASS FOR 5 TDs:**  
5, Dylan Thompson, at Auburn (10/25/14)

**HAD A PLAYER RUSH FOR 3 TDs:**  
3, Mike Davis at Kentucky (10/4/14)

**HAD A PLAYER CATCH 3+ TDs:**  
3, Alshon Jeffery vs. Kentucky (10/10/09)

**HAD A PLAYER CATCH 4+ TDs:**  
5, Sidney Rice vs. Fla. Atlantic (9/23/06)

**HAD A PLAYER CATCH 5+ TDs:**  
5, Sidney Rice vs. Fla. Atlantic (9/23/06)

**HAD A PLAYER ACCOUNT FOR 4+ TDs:**  
4, 233, Pharoh Cooper, vs. Tennessee (11/1/14)

**HAD A PLAYER KICK 4 FGs:**  
4, Elliott Fry vs. Vanderbilt (10/17/15)

**HAD A PLAYER KICK 5+ FGs:**  
5, Spencer Lanning at Georgia (9/12/09)

**HAD A PLAYER WITH 2 INTs:**  
2, T.J. Holloman vs. UCF (9/26/15)

**HAD A PLAYER WITH 3 INTs:**  
3, Patrick Hinton vs. NC State (10/29/88)

**BLOCKED A FIELD GOAL ATT.:**  
Javon Kinlaw vs. Chattanooga (11/17/18)

**RETURNED A BLOCKED FIELD GOAL ATTEMPT FOR A TD:**  
Captain Munnerlyn at Kentucky, 81 yards, (10/11/08)

**BLOCKED A PAT:**  
Kingsley Enagbare vs. Chattanooga (11/17/18)

**RETURNED AN EXTRA POINT FOR A DEFENSIVE PAT:**  
Victor Hampton at Florida (10/20/12)

**BLOCKED A PUNT:**  
Carlton Heard at Florida (11/15/14)

**RETURNED A BLOCKED PUNT FOR A TD:**  
Derek Watson vs Florida, 2 yds, (11/11/00)

**BLOCKED A PUNT AND FIELD GOAL IN THE SAME GAME:**  
at Florida (11/15/14)

**HAD A PUNT BLOCKED:**  
vs. Missouri (10/6/18)

**HAD A FIELD GOAL BLOCKED:**  
vs. Michigan (1/1/13)

**HAD A PAT BLOCKED:**  
vs. Tennessee (10/27/18)

**ALLOWED PAT TO BE RETURNED FOR 2 POINTS:**  
Denzil Ware, vs. Kentucky (9/12/15)

**MISSED A PAT:**  
vs. Kentucky (9/16/17)

**FAILED A PAT ATTEMPT:**  
vs. Tennessee (10/14/17)

**MADE A 2-PT CONVERSION:**  
Jake Bentley rush, Tennessee (10/27/18)

**MADE A PAIR OF 2-PT CONVERSIONS:**  
vs. Texas A&M (10/13/18)

**ATTEMPTED A 2-PT CONVERSION:**  
vs Tennessee (10/27/18)

**RECOVERED OWN ONSIDE KICK:**  
at Auburn (10/25/14)

**HAD LESS THAN 50 YDS RUSHING:**  
43, vs. Georgia (11/4/17)

**HAD 300+ YARDS RUSHING:**  
422, vs. Western Carolina (11/19/16)

**HAD 600+ TOTAL NET YARDS:**  
602, vs. Chattanooga (11/17/18)

**HAD A 50+ YARD RUN:**  
69, Mon Denson at Ole Miss (11/3/18)

**HAD A 50+ YARD RECEPTION:**  
61, Jake Bentley to Deebo Samuel, vs. Chattanooga (11/17/18)

## The Last an Opponent Had...

**TEAM...**

**LESS THAN 50 YARDS RUSHING:**  
26, vs UCF (9/26/15)

**200+ YARDS RUSHING:**  
367, at Florida (11/10/18)

**300+ YARDS RUSHING:**  
367, at Florida (11/10/18)

**LESS THAN 100 YARDS PASSING:**  
72, vs. Wofford (11/18/17)

**400+ YARDS PASSING:**  
415, vs. North Carolina State (9/2/17)

**LESS THAN 200 TOTAL NET YARDS:**  
183, at Florida (10/20/12)

**500+ TOTAL NET YARDS:**  
528, at Florida (11/10/18)

**600+ TOTAL NET YARDS:**  
616, at Ole Miss (11/3/18)

**INDIVIDUAL...**

**350+ YARDS PASSING:**  
379, Jordan Ta'amu, Ole Miss (11/3/18)

**400+ YARDS PASSING:**  
415, Ryan Finley, N.C. State (9/2/17)

**150+ YARDS RUSHING:**  
159, Jordan Scarlett, Florida (11/10/18)

**200+ YARDS RUSHING:**  
246, Mark Ingram, at Alabama (10/17/09)

**250+ YARDS RUSHING:**  
321, Darren McFadden, Arkansas (11/3/07)

**300+ YARDS RUSHING:**  
321, Darren McFadden, Arkansas (11/3/07)

**200+ YARDS RECEIVING:**  
217, Darvin Adams, Auburn (12/4/10)

**50+ YARD RUN:**  
59, Damarea Crockett, Missouri (10/6/18)

**50+ YARD RECEPTION:**  
57, Tiano to Nunnely, Chattanooga (11/17/18)

**MADE 4+ FIELD GOALS:**  
4, Seth Small, Texas A&M (10/13/18)

**RUSHED FOR 4+ TOUCHDOWNS:**  
4, Chad Jasmin, Clemson (11/21/03)

**PASSED FOR 4+ TOUCHDOWNS:**  
6, DeShaun Watson, Clemson (11/26/16)

**TWO PLAYERS WITH...**

**100+ YARDS RUSHING:**  
at Florida, Jordan Scarlett (159) and Lamical Perine (107), (11/10/18)

**100+ YARDS RECEIVING:**  
Ole Miss, Elijah Moore (129) & A.J. Brown (115), (11/3/18)



**GM**  
**1**

**South Carolina 49**  
**Coastal Carolina 15**

September 1, 2018  
Williams-Brice Stadium  
Columbia, S.C.  
75,126



**COLUMBIA, S.C. (AP)** — Jake Bentley threw for four touchdowns, Rico Dowdle scored twice and South Carolina beat Coastal Carolina 49-15 Saturday in a season opener for each team.

The Gamecocks didn't show any sign of their historical pattern of letting smaller opponents hang around. South Carolina scored in the first three minutes, twice in the first 10 and put the game away on its third touchdown with 6:03 to go before halftime.

"I think we were very efficient offensively, obviously, when you're able to stay balanced like that," South Carolina coach Will Muschamp said. "Defensively, we didn't give up anything big, except for some silly penalties we need to get cleaned up."

South Carolina rolled up 557 yards of offense and six different players scored. Receiver Deebo Samuel, recovered from a broken leg that ended his season after just three games last year, made a one-handed grab in the corner of the end zone.

Dowdle broke 100 yards for the fourth time in his career while Ty'Son Williams rushed 11 times for 82 yards. Samuel caught seven balls and Shi Smith led the Gamecocks with 61 yards receiving.

Coastal Carolina was held to 238 yards.

"I think we played hard against what I think is one of the better teams in the country. I think it took us a while to get used to their speed on both sides of the ball," Coastal coach Joe Moglia said. "They were able to control the line of scrimmage, especially when their offense was on the field."

Top South Carolina defensive lineman D.J. Wonnum injured his left ankle in the third quarter and was taken to the locker room. Muschamp said that it was a sprained ankle and from what he knew Saturday, Wonnum will be fine for the next game.

South Carolina defensive back Nick Harvey was ejected for targeting and will miss the first half of the next game.

**GAME CHANGER**

South Carolina scored on each of its first three possessions and six of its first seven drives, taking a 42-6 lead after three quarters of play. Rico Dowdle had a pair of touchdowns, one on the ground and one in the air. The Gamecocks had 32 first downs on the day and had 557 yards overall.

**KEY STAT**

557 — South Carolina had 263 yards on the ground and 294 in the air in the victory over Coastal Carolina. Rico Dowdle had 105 rushing yards while quarterback Jake Bentley was 22-for-29 for 250 yards and four TDs. The 557 yards were the most by the Gamecocks since amassing 588 yards on Nov. 19, 2016 against Western Carolina.



Coastal	0	3	3	9	15
South Carolina	14	14	14	7	49

**SCORING SUMMARY**

1st	12:02	SC	Dowdle 5-yard run (White kick) (8-80-2:58)	7-0
1st	5:02	SC	Pollard 8-yard pass from Bentley (White kick) (10-69-4:38)	14-0
2nd	12:01	CCU	Biscardi 39-yard field goal (15-53-8:01)	14-3
2nd	6:03	SC	Edwards 24-yard pass from Bentley (14-72-5:58)	21-3
2nd	0:14	SC	Dowdle 22-yard pass from Bentley (5-76-0:45)	28-3
3rd	10:03	CCU	Biscardi 45-yard field goal (9-47-4:57)	28-6
3rd	6:52	SC	T. Williams 9-yard run (White kick) (7-64-3:00)	35-6
3rd	3:47	SC	Samuel 8-yard pass from Bentley (White kick) (11-77-3:47)	42-6
4th	9:49	CCU	Heiligh 8-yard pass from Carpenter (rush failed) (7-68-3:43)	42-12
4th	6:45	SC	Davis 27-yard pass from Scarnecchia (White kick) (7-89-3:04)	49-12
4th	2:54	CCU	Biscardi 27-yard field goal (10-66-3:51)	49-15

**TEAM STATISTICS**

	CCU	SC
First Downs	20	32
Rushing	10	16
Passing	5	15
Penalty	5	1
Net Yards Rushing	126	263
Rushing Attempts	39	38
Net Yards Passing	112	294
Cmp.-Att.-Int.	13-18-0	25-35-0
Total Offense Yards	238	557
Total Offense Plays	57	73
Fumbles: No.-Lost	1-1	2-0
Penalties: No.-Yards	4-36	9-99
Punts-Yards	4-160	1-46
Avg. Yards Per Punt	40.0	46.0
Punt Returns: No.-Yards	0-0	1-3
Kickoff Returns: No.-Yards	0-0	5-107
Interceptions: No.-Yards	0-0	0-0
Possession Time	29:58	30:02
Third Down Conversions	2-9	5-9
Fourth Down Conversions	0-0	2-3
Red Zone Scores-Chances	3-3	4-4
Sacks By: No.-Yards	1-9	3-19
PAT Kicks	0-0	7-7
Field Goals	3-3	0-0

**INDIVIDUAL STATISTICS**

**RUSHING:** CCU: Outlow 12-59; Marable 5-29; Hairston 3-22; James 3-9; Anderson 10-8; Williams 2-4; Tyler 1-3; Carpenter 1-(-5); Team 1-(-5). SC: Dowdle 15-105; T. Williams 11-82; Carroll 4-46; Turner 2-24; Samuel 1-11; Bentley 4-(-1); Team 1-(-4).

**PASSING:** CCU: Anderson 11-13-0-91; Carpenter 2-5-0. SC: Bentley 22-29-0-250; Scarnecchia 3-6-0-44.

**RECEIVING:** CCU: Williams 6-49; Tyler 3-23; Heiligh 2-21; Miller 2-19. SC: Samuel 7-56; S. Smith 4-61; Edwards 4-53; Pollard 2-12; Vann 2-10; Davis 1-27; Dowdle 1-22; T. Williams 1-15; Crosby 1-14; Hart 1-13; O. Smith 1-11.

**PUNT RETURNS:** CCU: None. SC: Edwards 1-3.

**KICKOFF RETURNS:** CCU: None. SC: Turner 3-62; Samuel 2-45.

**INTERCEPTION RETURNS:** CCU: None. SC: None.





**GM**  
**2**

**#3/3 Georgia 41**  
**#24/24 South Carolina 17**



September 1, 2018  
Williams-Brice Stadium  
Columbia, S.C.  
83,140



**COLUMBIA, S.C. (AP)** — Jake Fromm threw for 194 yards and a touchdown, all three of Georgia's latest running combo scored touchdowns and the third-ranked Bulldogs came away with a 41-17 victory over No. 24 South Carolina on Saturday.

Fromm was 15-of-18 passing, including a 34-yard TD pass to Mecole Hardman. D'Andre Swift, Elijah Holyfield and Brian Herrien looked every bit as effective as NFL runners Nick Chubb and Sony Michel did a year ago in leading Georgia to the College Football Playoff.



Holyfield led the way with 76 yards and a 5-yard score. Swift had a 17-yard TD run, and Herrien piled on with a 15-yard scoring burst in the third quarter as Georgia went up by 31 points. That's when many in the crowd of 83,140 began to file out in disappointment - a familiar ritual against the Bulldogs.

Cornerback Deandre Baker set the tone on defense early with an interception off a tipped ball in the opening minute that led to a quick, if unconventional touchdown. Baker let the ball loose before crossing the goal line, but teammate Juwan Taylor fell on it in the endzone for a touchdown.

From there, Georgia's defense and run game took over. The Bulldogs outrushed South Carolina 271 yards to 54.

When South Carolina had a chance to tie it after Rashad Fenton's interception deep in Georgia territory, the Bulldogs allowed just a yard on the next four plays. They took over on downs after Bentley's fourth-down incomplection.

Georgia rarely let up. South Carolina drove 70 yards to the Bulldogs' 5 in the fourth quarter before safety J.R. Reed's end-zone interception.

South Carolina quarterback Jake Bentley threw for 269 yards with one touchdowns and two interceptions.

**GAME CHANGER**

Georgia scored on its final offensive possession of the first half on a 44-yard field goal by Rodrigo Blankenship, giving the Bulldogs a 20-10 halftime lead. Georgia got the ball to start the second half and scored on six plays, capped by a Mecole Hardman 34-yard touchdown reception from Jake Fromm as Georgia scored 21 straight points in the third quarter.

**KEY STAT**

54 – The Georgia defense held the Gamecocks to 54 rushing yards on 20 carries in the win. Georgia also held the ball for 35:43 in the game.

Georgia	17	3	21	0	41
South Carolina	7	3	0	7	17

**SCORING SUMMARY**

1st	14:13	UGA	Taylor 0-yard fumble recovery (Blankenship kick)	0-7
1st	11:50	UGA	Swift 17-yard run (Blankenship kick) (4-76-1:15)	0-14
1st	7:18	SC	Edwards 13-yard pass from Samuel (White kick) (11-75-4:32)	7-14
1st	0:30	UGA	Blankenship 45-yard field goal (6-38-3:24)	7-17
2nd	5:57	SC	White 26-yard field goal (14-71-5:39)	10-17
2nd	0:00	UGA	Blankenship 44-yard field goal (5-40-0:48)	10-20
3rd	12:55	UGA	Hardman 34-yard pass from Fromm (6-75-2:05)	10-27
3rd	9:12	UGA	Holyfield 5-yard run (Blankenship kick) (6-75-2:43)	10-34
3rd	3:00	UGA	Herrien 15-yard run (Blankenship kick) (9-86-4:37)	10-41
4th	9:59	SC	Edwards 44-yard pass from Bentley (White kick) (4-59-1:28)	17-41

**TEAM STATISTICS**

	UGA	SC
First Downs	30	19
Rushing	15	1
Passing	12	16
Penalty	3	2
Net Yards Rushing	271	54
Rushing Attempts	52	20
Net Yards Passing	202	282
Cmp.-Att.-Int.	16-19-1	31-48-2
Total Offense Yards	473	336
Total Offense Plays	71	68
Fumbles: No.-Lost	1-0	1-0
Penalties: No.-Yards	4-47	3-40
Punts-Yards	3-124	5-204
Avg. Yards Per Punt	41.3	40.8
Punt Returns: No.-Yards	1-9	0-0
Kickoff Returns: No.-Yards	0-0	0-0
Interceptions: No.-Yards	2-56	1-16
Possession Time	35:43	24:17
Third Down Conversions	4-10	6-14
Fourth Down Conversions	1-1	0-2
Red Zone Scores-Chances	3-4	2-3
Sacks By: No.-Yards	1-3	2-14
PAT Kicks	5-5	2-2
Field Goals	2-2	1-1

**INDIVIDUAL STATISTICS**

**RUSHING: UGA:** Holyfield 9-76; Swift 12-64; Herrien 7-45; Cook 11-38; Hardman 1-30; Hudson 5-19; Simmons 1-5; Fields 1-3; Team 1-(-4); Fromm 4-(-5). **SC:** Dowdle T. Williams 6-26; Dowdle 7-18; Bentley 4-10; Turner 1-3; Samuel 1-(-1); Team 1-(-2).

**PASSING: UGA:** Fromm 15-18-1-194; Fields 1-1-0-8. **SC:** Bentley 30-47-2-269; Samuel 1-1-0-13.

**RECEIVING: UGA:** Hardman 6-103; Ridley 4-37; Holloman 1-15; Simmons 1-12; Godwin 1-12; Nauta 1-10; Blount 1-8; Swift 1-5. **SC:** Edwards 7-111; Samuel 6-33; Dowdle 4-36; Vann 2-29; Crosby 2-25; O. Smith 2-14; S. Smith 2-11; T. Williams 2-11; Markway 1-7; Pollard 1-5; Turner 1-4; Davis 1-(-4).

**PUNT RETURNS: UGA:** Crumpton 1-9. **SC:** None.

**KICKOFF RETURNS: UGA:** None. **SC:** None.

**INTERCEPTION RETURNS: UGA:** Baker 1-56; Reed 1-0. **SC:** Fenton 1-16.



GM  
3

# South Carolina 37 Vanderbilt 14



September 22, 2018  
Vanderbilt Stadium  
Nashville, Tenn.  
26,078



**NASHVILLE, TENN. (AP)** — Jake Bentley threw for 261 yards and a touchdown, and the South Carolina Gamecocks bounced back from their hurricane-forced break, routing Vanderbilt 37-14 Saturday.

South Carolina (2-1, 1-1 Southeastern Conference) had its game against Marshall canceled by Hurricane Florence, leaving the Gamecocks looking for a 12th game this season. The Gamecocks hadn't played since being routed 41-17 by now-No. 2 Georgia on Sept. 8.

They showed no rust as South Carolina won its 10th straight and 17th in the last 19 years against Vanderbilt.

The Gamecocks scored the game's first 10 points and then reeled off 20 straight after Vanderbilt got within 17-14 late in the first half. South Carolina could have had a bigger margin of victory but lost two fumbles inside the Vandy 30 in the fourth quarter after a 39-minute lightning and rain delay.

Rico Dowdle ran for a TD and 112 yards, and Mon Denson and Ty'Son Williams each ran for touchdowns. Parker White kicked three field goals for South Carolina.

Vanderbilt (2-2, 0-1) felt pretty confident coming into its SEC opener after coming up just short in a 22-17 loss at No. 8 Notre Dame last week. The Commodores couldn't match Bentley and the Gamecocks who outgained them 149-32 in the first quarter and finished 534-284 in total offense.


Ke'Shawn Vaughn scored on a 2-yard TD run after an interception. Kyle Shurmur added a 2-yard TD pass for Vanderbilt. The Commodores struggled with snapping the ball and even switched right guard Bruno Reagan over to center late. It didn't help with a bad snap on third down and Vanderbilt trying to chip away at the Gamecocks' lead late.

## GAME CHANGER

South Carolina led Vanderbilt, 20-14, going into halftime. The Gamecock defense forced Vanderbilt into a punt on the Commodores first possession of the second half, then used a 10-play, 61-yard drive to take a nine-point lead after a 36-yard field goal by Parker White. Carolina added a third-quarter touchdown from Mon Denson and a late touchdown by Ty'Son Williams for the final scores of the contest.

## KEY STAT

534 to 284 — The Gamecock offense put up 534 yards of offense, 261 of those in the air from Jake Bentley, and had a 100-yard rusher (Rico Dowdle) and a 100-yard receiver (Shi Smith). Meanwhile, the Gamecock defense held Vandy to 284 yards and a pair of turnovers.



South Carolina	10	10	10	7	37
Vanderbilt	0	14	0	0	14

## SCORING SUMMARY

1st	14:05	SC	S. Smith 38-yard pass from Bentley (White kick) (3-75-0:55)	7-0
1st	5:45	SC	White 33-yard field goal (13-59-5:36)	10-0
2nd	11:40	VU	Vaughn 2-yard run (Guay kick) (6-23-3:20)	10-7
2nd	10:22	SC	Dowdle 2-yard run (White kick) (4-65-1:18)	17-7
2nd	5:23	VU	Lipscomb 2-yard pass from Shurmur (Guay kick) (11-75-4:59)	17-14
2nd	0:00	SC	White 35-yard field goal (7-36-1:10)	20-14
3rd	10:16	SC	White 36-yard field goal (10-61-2:40)	23-14
3rd	4:06	SC	Denson 1-yard run (White kick) (2-6-0:30)	30-14
4th	2:04	SC	T. Williams 1-yard run (White kick) (8-49-3:50)	37-14

## TEAM STATISTICS

	SC	VU
First Downs	28	22
Rushing	12	9
Passing	14	11
Penalty	2	2
Net Yards Rushing	273	92
Rushing Attempts	48	33
Net Yards Passing	261	192
Cmp.-Att.-Int.	19-28-1	19-40-1
Total Offense Yards	534	284
Total Offense Plays	76	73
Fumbles: No.-Lost	2-2	3-1
Penalties: No.-Yards	8-54	4-21
Punts-Yards	3-125	6-300
Avg. Yards Per Punt	41.7	42.5
Punt Returns: No.-Yards	1-5	0-0
Kickoff Returns: No.-Yards	1-34	5-116
Interceptions: No.-Yards	1-0	1-7
Possession Time	29:44	30:16
Third Down Conversions	5-12	2-14
Fourth Down Conversions	1-1	3-5
Red Zone Scores-Chances	6-7	2-4
Sacks By: No.-Yards	2-18	1-1
PAT Kicks	4-4	2-2
Field Goals	3-3	0-0

## INDIVIDUAL STATISTICS

**RUSHING: SC:** Dowdle 20-112; Turner 9-64; T. William 7-48; Bentley 9-45; Denson 1-4. **VU:** Wakefield 14-72; Vaughn 9-30; Hasan 2-26; Lipscomb 1-7; Blasingame 3-1; Shurmur 3-(-12); Team 1-(-32).

**PASSING: SC:** Bentley 19-28-1-261. **VU:** Shurmur 18-38-1-180; Hasan 1-2-0-12.

**RECEIVING: SC:** Samuel 7-56; S. Smith 5-119; Edwards 3-47; Crosby 1-13; Pollard 1-12; Dowdle 1-9; T. Williams 1-5. **VU:** Lipscomb 9-72; Pinkney 4-42; Vaughn 2-36; Bolar 2-19; Blasingame 1-17; Johnson 1-6.

**PUNT RETURNS: SC:** Edwards 1-5. **VU:** None.

**KICKOFF RETURNS: SC:** Samuel 1-34. **VU:** Wakefield 5-116.

**INTERCEPTION RETURNS: SC:** Fenton 1-0. **VU:** Odeyingbo 1-7.



**GM**  
**4**


**#17/17 Kentucky 24**  
**South Carolina 10**



September 29, 2018  
Kroger Field  
Lexington, Ky.  
63, 081



LEXINGTON, KY. (AP) — Benny Snell Jr. ran for 99 yards and one of Kentucky's three consecutive first-half touchdowns before the No. 17 Wildcats held on for a 24-10 victory over South Carolina on Saturday night.



Kentucky (5-0, 3-0 Southeastern Conference) quashed initial concerns about a letdown following their first Top 25 ranking since November 2007 by scoring on four straight drives to lead 24-3 at half-time. The Wildcats ended up needing that cushion to offset a scoreless second half and Jake Bentley's 58-yard, third quarter TD pass that kept the Gamecocks (2-2, 1-2) within striking distance.

Mike Edwards' interception with 3:47 remaining snuffed one chance by the Gamecocks before they turned the ball over on downs in the final minute. That sealed Kentucky's fifth consecutive series win and continued its best SEC start since 1977.

Snell's rushing yardage on 28 carries also made him the third Wildcat to break 3,000 career. His 4-yard score with 4:53 remaining in the second quarter extended his TD record to 40. Quarterback Terry Wilson and A.J. Rose ran for TDs from 1 and 24 yards as Kentucky edged South Carolina 327-321 in yardage. The Wildcats also registered four takeaways, scoring 10 points off a fumble and interception.

**GAME CHANGER**

Kentucky scored three rushing touchdowns in the second quarter as Benny Snell, Terry Wilson and Asim Rose each found paydirt to give the Wildcats a 24-3 halftime lead. Kentucky ended the contest with 195 rushing yards, 99 coming from Snell.

**KEY STAT**

4 — The two teams were close on total yards (327-321 in favor of Kentucky) and first downs (20-19 in favor of Carolina) but four Gamecock turnovers, including an interception in the end zone with 3:47 left in the contest, led to 10 Wildcat points in Kentucky's 14-point win.

South Carolina	3	0	7	0	10
Kentucky	3	21	0	0	24

**SCORING SUMMARY**

1st	10:06	UK	Butler 29-yard field goal (4-(-4)-2:00)	0-3
1st	5:07	SC	White 29-yard field goal (13-72-4:55)	3-3
2nd	14:21	UK	Wilson 1-yard run (Butler kick) (11-75-5:46)	3-10
2nd	9:15	UK	Rose 24-yard run (Butler kick) (7-80-3:16)	3-17
2nd	4:53	UK	Snell 4-yard run (Butler kick) (6-61-3:23)	3-24
3rd	7:37	SC	Samuel 58-yard pass from Bentley (White kick) (4-75-1:44)	10-24

**TEAM STATISTICS**

	SC	UK
First Downs	20	19
Rushing	11	11
Passing	8	7
Penalty	1	1
Net Yards Rushing	128	195
Rushing Attempts	35	46
Net Yards Passing	193	4.2
Cmp.-Att.-Int.	17-34-3	13-20-1
Total Offense Yards	321	327
Total Offense Plays	69	66
Fumbles: No.-Lost	3-1	0-0
Penalties: No.-Yards	11-94	11-115
Punts-Yards	3-155	4-190
Avg. Yards Per Punt	51.7	47.5
Punt Returns: No.-Yards	2-19	1-7
Kickoff Returns: No.-Yards	2-27	1-42
Interceptions: No.-Yards	1-0	3-27
Possession Time	25:16	34:44
Third Down Conversions	5-15	3-11
Fourth Down Conversions	2-3	1-1
Red Zone Scores-Chances	1-2	3-4
Sacks By: No.-Yards	0-0	4-24
PAT Kicks	1-1	3-3
Field Goals	1-2	1-2

**INDIVIDUAL STATISTICS**

**RUSHING:** SC: Dowdle 13-44; Bentley 8-37; Turner 5-33; Denson 7-32; Scarnecchia 2-(-18). **UK:** Snell 28-99; Wilson 9-59; Rose 7-38; Team 2-(-1).

**PASSING:** SC: Bentley 13-28-3-148; Scarnecchia 4-6-0-45. **UK:** Wilson 13-20-1-132.

**RECEIVING:** SC: S. Smith 4-40; Edwards 3-25; Samuel 2-61; Dowdle 2-29; Vann 2-20; Turner 2-12; Pollard 2-6. **UK:** Bowden 4-18; Conrad 3-31; Baker 2-29; Bouvier 1-21; Snell 1-14; Epps 1-11; Ali 1-8.

**PUNT RETURNS:** SC: Edwards 2-21. **UK:** Bouvier 1-7.

**KICKOFF RETURNS:** SC: Samuel 1-16; Nixon 1-11. **UK:** Bowden 1-42.

**INTERCEPTION RETURNS:** SC: Fenton 1-0. **UK:** West 1-17; Edwards 1-13; Baity 1-(-3).





**GM**  
**5**

**South Carolina 37**  
**Missouri 35**



**October 6, 2018**  
**Williams-Brice Stadium**  
**Columbia, S.C.**  
**73,393**



**COLUMBIA, S.C. (AP)** — JBackup quarterback Michael Scarnecchia threw for three touchdowns in his first college start and Parker White hit the game-winning 33-yard field goal with two seconds left in South Carolina's 37-35 victory over Missouri on Saturday.



The Tigers (3-2, 0-2 Southeastern Conference) had gone ahead 35-34 on Tucker McCann's career-long 57-yard field goal with 1:18 remaining. But the Gamecocks, behind Scarnecchia, drove to the Missouri 16 where White nailed his third go-ahead field goal of the game.

The Gamecocks (3-2, 2-2) rallied from 23-14 at halftime to win their third straight over Missouri in a game that last more than five hours due to rain and lightning delays.

When White's kick sailed through, only a few thousand soggy fans remained from the announced crowd of 73,393. Scarnecchia, a senior, started when Jake Bentley was kept out due to a knee injury suffered last week against Kentucky. And Scarnecchia did not flinch, connecting on touchdown passes of 5 and 17 yards to Bryan Edwards in the first half and 8 yards to Deebo Samuel in the third quarter.

White had a 42-yard field goal to put South Carolina in front 24-23 and linebacker Sharrod Greene stepped in front of Drew Lock's floater for a 12-yard pick-6 to increase the lead. Missouri was not done as McCann's 44-yard field goal after a botched South Carolina punt put the Tigers up 32-31. White answered next time drive with a second 42-yarder to retake the lead 34-32.

Scarnecchia completed 20 of 35 passes for 249 yards. Missouri's Lock, the SEC leader at 320 yards passing a game coming in, was held to his lowest total of the season at 204.

**GAME CHANGER**

Parker White hit his second career game-winning field goal with two seconds remaining to give the Gamecocks the 37-35 win. White was 3-for-3 on field goals in the game, hitting on a pair of 42-yarders in the second half.

**KEY STAT**

249 — Senior Michael Scarnecchia made his first career start in the win over Missouri, passing for 249 yards to go along with three touchdowns. He led the Gamecocks to the game-winning drive that set up the Parker White game-winning field goal. The big play in the drive was a 27-yard pass to Kyle Markway that put Carolina in field-goal range.

Missouri	14	9	0	12	35
South Carolina	7	7	17	6	37

**SCORING SUMMARY**

1st 11:58	MU	Rountree 1-yard run (McCann kick) (5-62-1:16)	0-7
1st 11:02	SC	Edwards 5-yard pass from Scarnecchia (White kick) (3-37-0:56)	7-7
1st 4:25	MU	Crockett 1-yard run (McCann kick) (6-61-2:15)	7-14
2nd 14:53	MU	McCann 22-yard field goal (9-64-3:00)	7-17
2nd 12:57	SC	Edwards 17-yard pass from Scarnecchia (White kick) (5-68-1:56)	14-17
2nd 6:16	MU	McCann 32-yard field goal (7-50-2:38)	14-20
2nd 0:23	MU	McCann 22-yard field goal (15-82-4:30)	14-23
3rd 9:34	SC	Samuel 8-yard pass from Scarnecchia (White kick) (12-66-4:45)	21-23
3rd 5:15	SC	White 42-yard field goal (9-29-2:00)	24-23
3rd 5:00	SC	Greene 12-yard interception return (White kick)	31-23
4th 13:54	MU	Rountree 2-yard run (Lock pass failed) (3-21-0:46)	31-29
4th 11:01	MU	McCann 44-yard field goal (4-6-1:55)	31-32
4th 6:23	SC	White 42-yard field goal (12-40-4:38)	34-32
4th 1:18	MU	McCann 57-yard field goal (7-33-2:48)	34-35
4th 0:02	SC	White 33-yard field goal (9-53-1:16)	37-35

**TEAM STATISTICS**

	MU	SC
First Downs	23	18
Rushing	10	4
Passing	9	13
Penalty	4	1
Net Yards Rushing	286	128
Rushing Attempts	46	47
Net Yards Passing	204	249
Cmp.-Att.-Int.	17-36-2	20-35-0
Total Offense Yards	490	377
Total Offense Plays	82	82
Fumbles: No.-Lost	2-0	1-1
Penalties: No.-Yards	10-83	9-83
Punts-Yards	3-130	5-163
Avg. Yards Per Punt	43.3	32.6
Punt Returns: No.-Yards	1-12	1-(-2)
Kickoff Returns: No.-Yards	2-33	6-90
Interceptions: No.-Yards	0-0	2-12
Possession Time	30:28	29:32
Third Down Conversions	4-16	8-19
Fourth Down Conversions	0-1	1-4
Red Zone Scores-Chances	6-8	4-4
Sacks By: No.-Yards	1-9	1-3
PAT Kicks	2-2	4-4
Field Goals	5-6	3-3

**INDIVIDUAL STATISTICS**

**RUSHING: MU:** Crockett 20-154; Rountree 13-90; Badie 6-45; Lock 5-14; Team 2-(-17). **SC:** Dowdle 21-53; T. Williams 15-51; Turner 4-7; Hart 1-5; Charlton 1-5; Scarnecchia 3-4; Samuel 2-3.

**PASSING: MU:** Lock 17-36-2-204. **SC:** Scarnecchia 20-35-0-249.

**RECEIVING: MU:** Okwuegbunam 4-13; Johnson 3-40; Badie 3-25; Knox 2-50; Scott 2-19; Bailey 1-21; Blanton 1-18; Banister 1-18. **SC:** Edwards 7-73; Samuel 4-88; S. Smith 3-32; Dowdle 3-15; Pollard 2-14; Markway 1-27.

**PUNT RETURNS: MU:** Ross 1-12. **SC:** Edwards 1-(-2).

**KICKOFF RETURNS: MU:** Badie 2-33. **SC:** Samuel 2-38; Nixon 2-34; Fennell 1-11; Markway 1-7.

**INTERCEPTION RETURNS: MU:** None. **SC:** Greene 1-12; J. Williams 1-0.



**GM**  
**6**

**#22/22 Texas A&M 26**  
**South Carolina 23**



October 13, 2018  
Williams-Brice Stadium  
Columbia, S.C.  
76,871



**COLUMBIA, S.C. (AP)** — Kellen Mond threw for 353 yards and freshman Seth Small had four field goals, including the go-ahead kick in the fourth quarter, to lift No. 22 Texas A&M to a 26-23 victory over South Carolina.

The Aggies (5-2, 3-1 SEC) moved to 5-0 against the Gamecocks (3-3, 2-3) since joining the league in 2012.

Mond also had a 4-yard touch-down pass to Jace Sternberger in the second quarter and, when Small hit a 32-yard field goal on the Aggies' first drive of the second half to go up 16-0, it looked like more than enough to put away the Gamecocks, who managed just 102 yards of offense the first 30 minutes.

That's when Jake Bentley, returning after missing last week's win over Missouri with a knee injury, led a pair of third-quarter TD drives - and the two-point conversions both times.

Bentley had a 22-yard scoring pass to Shi Smith to start the comeback, then hit Chavis Dawkins for a 33-yard touchdown throw off a flea flicker.

Texas A&M responded with the winning drive, moving 45 yards to set Small up for a 39-yard field goal with 9:16 left. The Aggies sealed things with Trayveon Williams' 3-yard score with 1:36 left.

South Carolina got a final TD pass from Bentley to Samuel with 48 seconds to go, but could not execute an onside kick attempt.

Mond got the Aggies going when he found his big tight end Sternberger. The 6-foot-4, 250-pound junior had a 53-yard reception where he dragged safety Steven Montac (some 65 pounds lighter) about 25 yards inside the South Carolina 10.

Small opened Texas A&M's scoring with a 52-yard field goal, the freshman tying his career long kick.

South Carolina struggled with Bentley back behind center in the opening half. The junior was 6 of 17 passing the first 30 minutes for 46 yards. He had an awful interception in the end zone to kill off the Gamecocks best scoring chance of the half.

Mond was 25 of 37 passing. His 353 yards was the second most of his career.

**GAME CHANGER**

Carolina scored touchdowns and was successful on two straight two-point conversions, but A&M answered those drives to take a lead it would never relinquish on Small's 39-yard field goal with 9:16 left.

**KEY STAT**

41:29 – The Aggies held the ball for that time period, running 77 plays for 458 yards. The Aggies outgained the Gamecocks, 458-299, in Texas A&M's victory.



Texas A&M	3	10	3	10	26
South Carolina	0	0	16	7	23

**SCORING SUMMARY**

1st	0:31	A&M	Small 52-yard field goal (10-45-4:38)	0-3
2nd	4:19	A&M	Sternberger 4-yard pass from Mond (Small kick) (5-94-3:12)	0-10
2nd	0:00	A&M	Small 20-yard field goal (9-73-3:21)	0-13
3rd	8:36	A&M	Small 32-yard field goal (11-60-6:24)	0-16
3rd	4:54	SC	S. Smith 22-yard pass from Bentley (Edwards pass from Bentley) (10-82-3:35)	8-16
3rd	0:24	SC	Dawkins 33-yard pass from Bentley (Edwards pass from Bentley) (7-88-2:43)	16-16
4th	9:16	A&M	Small 39-yard field goal (11-55-6:02)	16-19
4th	1:36	A&M	T. Williams 3-yard run (Small kick) (11-78-5:45)	16-26
4th	0:48	SC	Samuel 6-yard pass from Bentley (White kick) (5-75-0:48)	23-26

**TEAM STATISTICS**

	TAMU	SC
First Downs	25	19
Rushing	9	6
Passing	15	8
Penalty	1	5
Net Yards Rushing	105	76
Rushing Attempts	40	18
Net Yards Passing	353	223
Cmp.-Att.-Int.	25-37-0	17-35-1
Total Offense Yards	458	299
Total Offense Plays	77	53
Fumbles: No.-Lost	0-0	1-1
Penalties: No.-Yards	12-117	4-39
Punts-Yards	4-209	6-304
Avg. Yards Per Punt	52.2	50.7
Punt Returns: No.-Yards	2-15	2-34
Kickoff Returns: No.-Yards	2-48	2-32
Interceptions: No.-Yards	1-0	0-0
Possession Time	41:29	18:31
Third Down Conversions	3-13	2-9
Fourth Down Conversions	0-0	1-1
Red Zone Scores-Chances	5-5	1-2
Sacks By: No.-Yards	1-10	2-15
PAT Kicks	2-2	1-1
Field Goals	4-5	0-0

**INDIVIDUAL STATISTICS**

**RUSHING: TAMU:** T. Williams 19-78; Mond 13-25; Corbin 5-21; Team 3-(-19). **SC:** T. Williams 7-48; Dowdle 7-19; Bentley 4-9.

**PASSING: TAMU:** Mond 25-37-0-353. **SC:** Bentley 17-35-1-223.

**RECEIVING: TAMU:** Davis 9-127; Sternberger 7-145; Buckley 3-44; Jones 3-24; Corbin 2-9; T. Williams 1-4. **SC:** Samuel 7-88; Edwards 4-42; S. Smith 3-51; Dawkins 1-33; August 1-6; Pollard 1-3.

**PUNT RETURNS: TAMU:** Paul 2-15. **SC:** Edwards 2-34.

**KICKOFF RETURNS: TAMU:** Corbin 2-48. **SC:** Samuel 2-32.

**INTERCEPTION RETURNS: TAMU:** Oliver 1-0. **SC:** None.



**GM**  
**7**

**South Carolina 27**  
**Tennessee 24**



**October 27, 2018**  
**Williams-Brice Stadium**  
**Columbia, S.C.**  
**80,614**



**COLUMBIA, S.C. (AP)** — Jake Bentley threw for 152 yards and a touchdown and South Carolina's defense stopped Tennessee on downs twice in the final quarter as the Gamecocks rallied from 12-points down for a 27-24 victory Saturday night.

Parker White's 25-yard field goal with 5:52 remaining proved the difference, the second time in South Carolina's past three game he's gotten the game winning kick.

South Carolina defensive end D.J. Wonnum, back after missing five games with an ankle injury, sacked Vols quarterback Jarrett Guarantano on fourth down with 1:08 to go to seal the win.

The Vols (3-5, 1-4 Southeastern Conference) looked like they had gained control when they went up 21-9 on Carlin Fils-aime's 14-yard TD run early in the third quarter.

But with the previous six meetings in the series decided by 20 points, there was little chance this one wouldn't tighten up.

The Gamecocks (4-3, 3-3) began the comeback on Rico Dowdle's 1-yard touchdown run. Then, after a Vols field goal, South Carolina responded again.

Bentley connected with Bryan Edwards on a 73-yard pass to the Tennessee 2 and two plays later Ty'Son Williams bulled in for a 1-yard touchdown run.

Bentley ran past three defenders for a two-point conversion and a 24-all tie.

After Javon Kinlaw knocked down Guarantano's fourth-down pass with 9:47 to go, Bentley led the Gamecocks to the Vols 8 to set Parker up for the go-ahead kick.

Tennessee drove to midfield the final time it had the ball before Wonnum wrapped up Guarantano on fourth-and-10.

Tennessee finally got off to a quick start.

Guarantano helped the Vols convert four third downs on a 71-yard TD drive that ended with a 6-yard pass to Jauan Jennings, to put the Vols up 14-3.

Carolina came right back. Bentley was 4-of-6 passing for 34 yards on the next series, the last completion a 3-yard heave to the end zone that Deebo Samuel tracked down when it looked like it might sail out of the end zone to head into the break behind 14-9.

**GAME CHANGER**

The Gamecock defense stopped Tennessee on fourth and 7 with 5:18 remaining in the game. South Carolina then went on a nine-play, 57-yard drive that ended with a 25-yard field goal from Parker White, giving the Gamecocks a 27-24 lead with 3:55 left. Carolina stopped the Vols on their next drive, solidifying the win.



Tennessee	7	7	10	0	24
South Carolina	3	6	15	3	27

**SCORING SUMMARY**

1st	4:53	UT	Wolf 5-yard pass from Guarantano (Cimaglia kick) (6-39-4:42)	0-7
1st	0:37	SC	White 19-yard field goal (11-68-4:16)	3-7
2nd	2:11	UT	Jennings 6-yard pass from Guarantano (Cimaglia kick) (15-71-7:53)	3-14
2nd	0:49	SC	Samuel 3-yard pass from Bentley (kick blocked) (8-60-1:22)	9-14
3rd	10:02	UT	Fils-Aime 14-yard run (Cimaglia kick) (9-75-4:58)	9-21
3rd	8:05	SC	Dowdle 1-yard run (White kick) (7-66-1:57)	16-21
3rd	1:47	UT	Cimaglia 45-yard fird goal (13-47-6:18)	16-24
3rd	0:05	SC	T. Williams 1-yard run (Bentley run) (4-75-1:42)	24-24
4th	5:52	SC	White 25-yard field goal (9-57-3:55)	27-24

**TEAM STATISTICS**

	UT	SC
First Downs	23	19
Rushing	10	12
Passing	12	6
Penalty	1	1
Net Yards Rushing	144	224
Rushing Attempts	34	40
Net Yards Passing	207	152
Cmp.-Att.-Int.	27-39-0	11-16-1
Total Offense Yards	351	376
Total Offense Plays	73	56
Fumbles: No.-Lost	0-0	0-0
Penalties: No.-Yards	9-75	2-9
Punts-Yards	2-102	2-100
Avg. Yards Per Punt	51.0	50.0
Punt Returns: No.-Yards	1-7	0-0
Kickoff Returns: No.-Yards	1-27	4-105
Interceptions: No.-Yards	1-0	0-0
Possession Time	38:33	21:27
Third Down Conversions	11-16	4-9
Fourth Down Conversions	0-2	0-0
Red Zone Scores-Chances	4-4	5-6
Sacks By: No.-Yards	1-8	2-5
PAT Kicks	3-3	1-2
Field Goals	1-1	2-2

**INDIVIDUAL STATISTICS**

**RUSHING: UT:** Jordan 12-62; Chandler 11-54; Fils-Aime 3-20; Guarantano 7-10; Team 1-(-2). **SC:** Dowdle 14-140; T. Williams 13-34; Denson 6-30; Bentley 4-20; Samuel 2-8; Team 1-(-8).

**PASSING: UT:** Guarantano 27-39-0-207. **SC:** Bentley 11-16-1-152.

**RECEIVING: UT:** Callaway 9-86; Chandler 7-29; Jordan 4-29; Jennings 3-26; Palmer 2-29; Wolf 1-5; Johnson 1-3. **SC:** Edwards 3-96; Samuel 3-8; T. Williams 2-16; Crosby 1-15; Pollard 1-10; Vann 1-7.

**PUNT RETURNS: UT:** Callaway 1-7. **SC:** None.

**KICKOFF RETURNS: UT:** Chandler 1-27. **SC:** Samuel 3-84; Turner 1-21.

**INTERCEPTION RETURNS: UT:** Tuttle 1-0. **SC:** None.





**GM**  
**8**

**South Carolina 48**  
**Ole Miss 44**

November 3, 2018

Vaught-Hemingway Stadium  
Oxford, Miss.  
56,798



**OXFORD, MISS. (AP)** — Jake Bentley passed for two touchdowns and scored the game-winning touchdown on a 4-yard run with 5:50 left to lift South Carolina to a 48-44 comeback win over Mississippi on Saturday.

South Carolina (5-3, 4-3) erased a 44-34 deficit in the fourth quarter to win consecutive games for the first time this season. The Gamecocks covered 47 and 73 yards in fourth-quarter scoring drives, capped by a 3-yard run from A.J. Turner and Bentley's decisive score, respectively.

Bentley finished 22-of-32 passing for 363 yards as the Gamecocks had 510 total yards. The South Carolina defense, after giving up eight scores in 10 possessions, closed with four consecutive scoreless series to preserve the win.

Ole Miss (5-4, 1-4) rallied from an early 17-3 deficit for a 27-27 tie at halftime and moved out to a 44-34 fourth-quarter lead. Jordan Ta'amu was 31-of-46 passing for 379 yards as the Rebels had 616 yards of total offense, including 141 rushing yards on 21 carries from Scottie Phillips.

The first-half shootout opened on a 90-yard kickoff return touchdown by Deebo Samuel as the Gamecocks raced to an early 14-point lead. By halftime, Parker White had field goals of 20 and 23 yards, Ty'Son Williams scored on a 2-yard run and Bryan Edwards pulled in a 75-yard touchdown pass from Bentley for South Carolina.

Ole Miss countered with a 24-point outburst in the second period, highlighted by touchdown runs of 1 and 9 yards by Phillips. Luke Logan added field goals of 25 and 26 yards, while Ta'amu scored on a 17-yard run.


The Rebels got second-half touchdown runs from Phillips and Isaiah Woullard on 2 and 1 yards, respectively. Josh Vann had a 5-yard scoring pass from Bentley late in the third quarter before South Carolina rallied in the final 12 minutes.

**GAME CHANGER**

South Carolina's defense stopped Ole Miss on the Rebels' last four drives as the Gamecocks came back from a 10-point deficit to win, 48-44. That set up the game-winning score as Jake Bentley ran in from four yards out after a 69-yard rush by Mon Denson.

**KEY STAT**

7.4 — The Gamecocks had 7.4 yards per play and were helped by big plays from Bryan Edwards (75-yard touchdown reception from Jake Bentley) and Mon Denson (69-yard rush to set up the game-winning score). South Carolina had 510 total yards of offense in the win.



South Carolina	17	10	7	14	48
Ole Miss	3	24	10	7	44

**SCORING SUMMARY**

1st	14:43	SC	Samuel 90-yard kickoff return (White kick)	7-0
1st	11:15	OM	Logan 25-yard field goal (12-65-3:22)	7-3
1st	9:12	SC	T. Williams 2-yard run (White kick) (8-75-2:03)	14-3
1st	2:38	SC	White 20-yard field goal (9-73-3:25)	17-3
2nd	13:46	OM	Phillips 9-yard run (Logan kick) (11-75-3:52)	17-10
2nd	7:52	OM	Logan 26-yard field goal (12-80-3:42)	17-13
2nd	7:41	SC	Edwards 75-yard pass from Bentley (White kick) (1-75-0:11)	24-13
2nd	6:22	OM	Ta'amu 17-yard run (Logan kick) (5-75-1:19)	24-20
2nd	2:01	SC	White 23-yard field goal (11-72-4:14)	27-20
2nd	0:10	OM	Phillips 1-yard run (Logan kick) (9-75-1:51)	27-27
3rd	11:56	OM	Logan 31-yard field goal (9-61-3:04)	27-30
3rd	10:05	SC	Vann 5-yard pass from Bentley (White kick) (7-71-1:49)	34-30
3rd	2:50	OM	Phillips 2-yard run (Logan kick) (10-54-3:42)	34-37
4th	14:15	OM	Woullard 1-yard run (Logan kick) (5-37-2:20)	34-44
4th	11:01	SC	Turner 3-yard run (White kick) (8-47-3:06)	41-44
4th	5:50	SC	Bentley 4-yard run (White kick) (4-73-1:14)	48-44

**TEAM STATISTICS**

	SC	OM
First Downs	18	34
Rushing	6	14
Passing	12	18
Penalty	0	2
Net Yards Rushing	147	237
Rushing Attempts	37	50
Net Yards Passing	363	379
Cmp.-Att.-Int.	22-32-0	31-48-0
Total Offense Yards	510	616
Total Offense Plays	69	98
Fumbles: No.-Lost	0-0	1-1
Penalties: No.-Yards	5-51	4-35
Punts-Yards	4-185	4-173
Avg. Yards Per Punt	46.2	43.2
Punt Returns: No.-Yards	0-0	3-13
Kickoff Returns: No.-Yards	7-189	2-43
Interceptions: No.-Yards	0-0	0-0
Possession Time	24:25	35:35
Third Down Conversions	6-14	6-17
Fourth Down Conversions	0-1	2-3
Red Zone Scores-Chances	6-6	8-9
Sacks By: No.-Yards	3-17	1-7
PAT Kicks	6-6	5-5
Field Goals	2-2	3-3

**INDIVIDUAL STATISTICS**

**RUSHING: SC:** Denson 12-102; T. Williams 7-30; Turner 5-17; Bentley 8-8; Dowdle 1-(-1); Team 4-(-9). **OM:** Phillips 21-141; Ta'amu 21-66; Woullard 6-28; Moore 1-6; Team 1-(-4).

**PASSING: SC:** Bentley 22-32-0-363. **OM:** Ta'amu 31-46-0-379; Corral 0-2-0-0.

**RECEIVING: SC:** Edwards 4-109; T. Williams 3-105; S. Smith 3-82; Samuel 3-17; Vann 3-13; Crosby 2-11; Turner 1-21; August 1-4; Denswon 1-1; Dawkins 1-0. **OM:** Moore 11-129; Lodge 7-34; Brown 6-115; Knox 2-43; Phillips 2-28; Cooley 1-15; Allen 1-9; Sanders 1-6.

**PUNT RETURNS: SC:** None. **OM:** Moore 3-13.

**KICKOFF RETURNS: SC:** Samuel 5-178; Fennell 1-9; Markway 1-2. **OM:** Moore 2-43.

**INTERCEPTION RETURNS: SC:** None. **OM:** None.



**GM**  
**9**

**#19/21 Florida 35**  
**South Carolina 31**



November 10, 2018  
Ben Hill Griffin Stadium  
Gainesville, Fla.  
82,696



**GAINESVILLE, FLA. (AP)** — Feleipe Franks silenced the home crowd twice after touchdown runs, seemingly sending a message after getting benched last week and booed earlier in the game, and No. 19 Florida rallied to beat South Carolina 35-31 Saturday and end a two-game losing streak.



Franks dived across the goal line on a fourth-down play from inside the 1-yard line with 4:09 to play, putting the Gators (7-3, 5-3 Southeastern Conference, No. 15 CFP) ahead for the first time and for good. Florida overcame a 17-point deficit in the second half.

C.J. Henderson ended the Gamecocks' comeback attempt by picking off Jake Bentley.

But Franks was the player of the game, even if he thrived in a villain role. The sophomore put his fingers to his lips while celebrating with teammates, the kind of gesture usually seen from visitors.

Franks completed 15 of 21 passes for 161 yards and a touchdown. He also ran for two scores a week after getting pulled for the third time in two seasons.

Coach Dan Mullen opened up the quarterback competition, but backup Kyle Trask broke a foot in practice Wednesday and is out for the season. That left Franks as Mullen's only viable option.

Fans expressed their displeasure after consecutive plays on the first series in which Franks fumbled and badly overthrew a receiver.

South Carolina (5-4, 4-4) scored touchdowns on its first two possessions and looked like it would roll in the Swamp.

But Franks and the Gators woke up and rallied, preventing former coach Will Muschamp from getting a victory in his second trip back to Florida Field since getting fired.

Jordan Scarlett ran for 159 yards. Lamical Perine added 107 yards and two scores on the ground.

**GAME CHANGER**

Trailing by 17 points, Florida rattled off 21 unanswered, beginning with a Kadarius Toney 18-yard touchdown pass from Feleipe Franks with 56 seconds left in the third quarter. Carolina had just 23 yards in the fourth quarter as a pair of Gator touchdowns in the frame gave Florida the four-point victory.

**KEY STAT**

367 — The Carolina defense allowed 367 yards on the ground on 62 carries, as the Gators had a pair of 100-yard rushers (Jordan Scarlett 159, Lamical Perine 107). Florida had 528 total yards of offense in the win over Carolina.

South Carolina	14	7	10	0	31
Florida	0	14	7	14	35

**SCORING SUMMARY**

1st	9:17	SC	August 2-yard pass from Bentley (White kick) (13-83-5:43)	7-0
1st	4:51	SC	Markway 19-yard pass from Bentley (White kick) (6-84-1:41)	14-0
2nd	13:46	UF	Perine 2-yard run (McPherson kick) (13-75-6:05)	14-7
2nd	8:58	UF	Franks 10-yard run (McPherson kick) (8-69-3:12)	14-14
2nd	4:21	SC	Bentley 1-yard run (White kick) (12-71-4:27)	21-14
3rd	9:19	SC	White 34-yard field goal (5-14-0:54)	24-14
3rd	4:41	SC	Dowdle 4-yard run (White kick) (4-93-1:59)	31-14
3rd	0:56	UF	Toney 18-yard pass from Franks (McPherson kick) (10-75-3:45)	31-21
4th	11:03	UF	Perine 23-yards run (McPherson kick) (8-89-2:40)	31-28
4th	4:09	UF	Franks 1-yard run (McPherson kick) (10-66-4:47)	31-35

**TEAM STATISTICS**

	SC	UF
First Downs	18	33
Rushing	7	22
Passing	10	11
Penalty	1	0
Net Yards Rushing	147	367
Rushing Attempts	36	62
Net Yards Passing	239	161
Cmp.-Att.-Int.	18-28-1	15-21-0
Total Offense Yards	386	528
Total Offense Plays	64	83
Fumbles: No.-Lost	0-0	3-1
Penalties: No.-Yards	7-41	7-55
Punts-Yards	4-174	3-158
Avg. Yards Per Punt	43.5	52.7
Punt Returns: No.-Yards	0-0	1-(-4)
Kickoff Returns: No.-Yards	4-78	0-0
Interceptions: No.-Yards	0-0	1-0
Possession Time	24:20	35:40
Third Down Conversions	7-13	10-16
Fourth Down Conversions	0-0	1-1
Red Zone Scores-Chances	5-5	4-6
Sacks By: No.-Yards	2-14	2-9
PAT Kicks	4-4	5-5
Field Goals	1-1	0-1

**INDIVIDUAL STATISTICS**

**RUSHING: SC:** Turner 12-81; Denson 14-49; Bentley 6-8; Dowdle 2-8; Samuel 1-3; Team 1-(-2). **UF:** Scarlett 18-159; Perine 16-107; Toney 4-51; Franks 16-36; Pierce 5-19; Team 3-(-5).

**PASSING: SC:** Bentley 18-28-1-239. **UF:** Franks 15-21-0-161.

**RECEIVING: SC:** Samuel 4-120; Edwards 3-34; S. Smith 2-24; August 2-14; Crosby 2-11; Vann 2-11; Markway 1-19; Turner 1-4; Dawkins 1-3. **UF:** Hammond 5-35; Toney 2-33; Grimes 2-24; Cleveland 1-19; Lewis 1-14; Jefferson 1-14; Gamble 1-11; Krull 1-10; Scarlett 1-1.

**PUNT RETURNS: SC:** None. **UF:** Toney 1-(-4).

**KICKOFF RETURNS: SC:** Samuel 4-78. **UF:** None.

**INTERCEPTION RETURNS: SC:** None. **UF:** Henderson 1-0.



**GM  
10**

**South Carolina 49  
Chattanooga 9**

November 17, 2018  
Williams-Brice Stadium  
Columbia, S.C.  
72,832



**COLUMBIA, S.C. (AP)** — Quarterback Jake Bentley threw for 339 yards and tied his career best with four touchdowns as the Gamecocks became bowl eligible with a 49-9 victory over Chattanooga on Saturday night.

A.J. Turner, a junior with eight career touchdowns coming in, accounted for three TDs for the Gamecocks (6-4) against the Mocs (6-5) of the Football Championship Subdivision.

The win was an important one for the Gamecocks (6-4), whose time was running out at trying to make the postseason.

The Gamecocks, who fell to FCS opponent The Citadel here three years ago, didn't want to mess around with Chattanooga. Bentley and Turner made sure they started fast with touchdowns on their first three possessions.

Bentley was 5-of-6 passing on South Carolina's opening possession, including a 16-yard TD throw to Turner.

He was at it again the next time he got the ball with a 12-play drive that ended with a 6-yard TD throw to Turner.

Turner was front and center on the next drive, too, finishing the series with an 11-yard scoring run.

Turner had only one touchdown in eight games this season before breaking out big against Chattanooga in the opening half.

Bentley, who was 25 of 29 passing, didn't stop after the break in adding scoring throws of 53 yards to Shi Smith and 61 yards to Samuel.

Samuel finished with five catches for 112 yards, his second straight game with over 100 yards receiving.

Chattanooga was overmatched from the start. The Mocs had a field goal and an extra point blocked. They were just one of eight on third-down tries in the opening half.

Chattanooga's lone TD came when receiver Bryce Nunnally threw a 2-yard scoring pass to a wide open quarterback Nick Tiano with less than five minutes left in the game.

**GAME CHANGER**

A.J. Turner was on the receiving end of two touchdown passes from Jake Bentley in the first quarter of the win over Chattanooga. Turner caught three passes for 34 yards and rushed for 65 yards and a touchdown as the Gamecocks never trailed in the 40-point win.

**KEY STAT**

602 — The Carolina offense had 602 yards in the win over the Mocs as Jake Bentley went 25-for-29 for 339 yards while Deshaun Fenwick, who played in his first career game as a Gamecock, eclipsed the 100-yard barrier, rushing for 112 yards on 17 carries.



Chattanooga	0	3	0	6	9
South Carolina	14	14	7	14	49

**SCORING SUMMARY**

1st	9:53	SC	Turner 16-yard pass from Bentley (White kick) (10-75-3:44)	7-0
1st	4:16	SC	Turner 6-yard pass from Bentley (White kick) (11-61-4:00)	14-0
2nd	14:55	UTC	Ulmo 36-yard field goal (11-56-4:21)	14-3
2nd	13:44	SC	Turner 11-yard run (White kick) (4-68-1:11)	21-3
2nd	0:34	SC	Denson 1-yard run (White kick) (8-70-1:36)	28-3
3rd	13:32	SC	S. Smith 53-yard pass from Bentley (White kick) (5-70-1:28)	35-3
4th	14:48	SC	Samuel 61-yard pass from Bentley (White kick) (3-74-0:36)	42-3
4th	10:51	SC	Fenwick 2-yard run (9-75-3:22) (Woznick kick) (9-75-3:22)	49-3
4th	4:52	UTC	Tiano 2-yard pass from Nunnally (Burks kick blocked) (9-90-4:21)	49-9

**TEAM STATISTICS**

	UTC	SC
First Downs	17	33
Rushing	4	17
Passing	9	13
Penalty	4	3
Net Yards Rushing	78	238
Rushing Attempts	24	42
Net Yards Passing	256	364
Cmp.-Att.-Int.	18-37-1	29-36-0
Total Offense Yards	334	602
Total Offense Plays	61	78
Fumbles: No.-Lost	2-1	0-0
Penalties: No.-Yards	6-49	6-48
Punts-Yards	5-195	2-92
Avg. Yards Per Punt	39.0	46.0
Punt Returns: No.-Yards	0-0	3-15
Kickoff Returns: No.-Yards	0-0	2-7
Interceptions: No.-Yards	0-0	1-26
Possession Time	28:37	31:23
Third Down Conversions	3-12	5-10
Fourth Down Conversions	0-0	1-2
Red Zone Scores-Chances	2-2	5-7
Sacks By: No.-Yards	2-15	2-18
PAT Kicks	0-1	7-7
Field Goals	1-3	0-1

**INDIVIDUAL STATISTICS**

**RUSHING:** UTC: Price 9-41; Trotter 5-20; Tiano 10-17. **SC:** Fenwick 17-112; Turner 8-65; Denson 7-28; Joyner 3-24; Urich 1-14; Vann 1-5; Samuel 1-2; Bentley 4-(-12).

**PASSING:** UTC: Tiano 17-36-1-254; Nunnally 1-1-0-2. **SC:** Bentley 25-29-0-339; Scarnecchia 2-4-0-15; Joyner 1-2-0-1; Urich 1-1-0-9.

**RECEIVING:** UTC: Nunnally 5-141; Price 4-22; Parker 3-20; Trotter 2-20; Morton 2-18; Young 1-33; Tiano 1-2. **SC:** Samuel 5-112; Edwards 4-69; S. Smith 4-68; Vann 4-15; Turner 3-34; Dawkins 3-24; Pollard 2-19; Register 1-9; Denson 1-8; Crosby 1-5; Hinson 1-1.

**PUNT RETURNS:** UTC: None. **SC:** Edwards 3-15.

**KICKOFF RETURNS:** UTC: None. **SC:** Markway 2-7.

**INTERCEPTION RETURNS:** UTC: None. **SC:** Mukuamu 1-26.







# JAKE BENTLEY 19

QB | 6-4 | 224 | JR | 2L

Opelika, Ala.  
(Opelika)

- 2018 Manning Award Watch List
- 2018 Maxwell Award Watch List
- 2018 Davey O'Brien Award Watch List
- 2018 Johnny Unitas Golden Arm Award Watch List
- 2017-18 SEC Sportsmanship Award
- 2018 Outback Bowl MVP

### CAREER VS. CLEMSON

- Went 7-for-17 for 41 yards in 2016
- Completed 16-of-29 passes for 126 yards and a touchdown in 2017

### QUICK HITS

- Ranks third in the SEC with 19.7 completions per game and fourth in the league with both a 65.1 completion percentage and 249.3 passing yards per game
- Put up perhaps the most efficient effort of his career against Chattanooga, going 25-for-29 for 339 yards and a career-best four touchdowns
- Completed 18-of-28 passes for 239 yards and two touchdowns while also rushing for a touchdown in the Florida game
- Became the fifth Gamecock passer in history to go over 6,000 yards against Florida
- Had his best career day in SEC action in the win over Ole Miss, going 22-for-32 through the air for 363 yards and two touchdowns while also rushing for the game-winning touchdown with 5:50 left in the 4th quarter
- Was 11-for-16 for 152 yards and a touchdown in the win against Tennessee, improving to 3-0 in his career against the Vols
- Moved into Carolina's career top-five in completions in the Tennessee win and rose to sixth on the school's career passing touchdowns list in the game
- Returned from a one-game injury absence to go 17-for-35 for 223 yards and three touchdowns against Texas A&M
- Did not play against Missouri after suffering a knee injury late in the Kentucky game
- Finished the Vanderbilt game 19-for-28 for 261 yards and a touchdown through the air; also collected 45 rushing yards in the win
- Moved into Carolina's career top-10 in passing yards in the Vandy win
- Completed 30-of-47 passes for 269 yards and a touchdown against Georgia, his second-career 30-completion game
- Went 22-for-29 against Coastal for 250 yards and a career-best four touchdowns
- Named a permanent team captain prior to the 2017 season
- Ranked 26th on College Football News' 2018 Preseason SEC Top-30 list
- Owns an 18-11 career record as a starter, including a 10-7 mark in SEC games
- Needs two victories to become the sixth Gamecock in history to win 20 games as starting quarterback
- Named the 2017-18 winner of the SEC Sportsmanship Award for the compassion he showed following the Gamecocks' thrilling win over Tennessee

### BENTLEY'S CAREER STATISTICS

#### -Passing-

Year	GP/GS	C-A-I	Pct.	Yds	TD	Lg
2016	7/7	125-190-4	65.8	1,420	9	47
2017	13/13	245-394-12	62.2	2,794	18	68
2018	9/9	177-272-9	65.1	2,244	19	89
<b>Total</b>	<b>29/29</b>	<b>547-856-25</b>	<b>63.9</b>	<b>6,458</b>	<b>46</b>	<b>89</b>

#### -Rushing-

Year	GP/GS	Rush	Yds	Avg	TD	Long
2016	7/7	50	-15	-0.3	0	16
2017	13/13	73	85	1.2	6	24
2018	9/9	51	124	2.4	2	22
<b>Total</b>	<b>29/29</b>	<b>174</b>	<b>194</b>	<b>1.1</b>	<b>8</b>	<b>24</b>

#### -Receiving-

Year	GP/GS	Rec	Yds	Avg	TD	Long
2016	7/7	1	12	12.0	0	12
2017	13/13	0	0	--	0	--
2018	9/9	0	0	--	0	--
<b>Total</b>	<b>29/29</b>	<b>1</b>	<b>12</b>	<b>12.0</b>	<b>0</b>	<b>12</b>

### BENTLEY'S SEASON HIGHS

Pass Attempts	47 • Georgia, 2018
Pass Completions	30 • Georgia, 2018
Passing Yards	363 • Ole Miss, 2018
Passing Touchdowns	4 • Coastal Carolina, 2018 4 • Chattanooga, 2018
Long Pass	89 • Florida, 2018
Carries	9 • Vanderbilt, 2018
Yards Rushing	45 • Vanderbilt, 2018
Long Rush	22 • Tennessee, 2018
Rushing Touchdowns	1 • Ole Miss, 2018 1 • Florida, 2018

### BENTLEY'S CAREER HIGHS

Pass Attempts	47 • Georgia, 2018
Pass Completions	32 • USE 2016
Passing Yards	390 • USE 2016
Passing Touchdowns	4 • Coastal Carolina, 2018 4 • Chattanooga, 2018
Long Pass	89 • Florida, 2018
Carries	10 • Tennessee, 2016 10 • USE 2016
Yards Rushing	47 • Vanderbilt, 2017
Long Rush	24 • Louisiana Tech, 2017
Rushing Touchdowns	2 • Vanderbilt, 2017 2 • Florida, 2017 2 • Wofford, 2017
Receptions	1 • Western Carolina, 2016
Yards Receiving	12 • Western Carolina, 2016
Long Reception	12 • Western Carolina, 2016

### BENTLEY'S 2018 GAME-BY-GAME STATISTICS

Opp.	GS	Com-Att-Int	Pct.	Yds	TD	Long	Rush-Yds-TD
Coastal	*	22-29-0	75.9	250	4	24	4-(-1)-0
Georgia	*	30-47-2	63.8	269	1	44	4-10-0
at Vanderbilt	*	19-28-1	67.9	261	1	52	9-45-0
at Kentucky	*	13-28-3	46.4	148	1	58	8-37-0
Missouri				DNP			
Texas A&M	*	17-35-1	48.6	223	3	33	4-9-0
Tennessee	*	11-16-1	68.8	152	1	73	4-20-0
at Ole Miss	*	22-32-0	68.8	363	2	75	8-8-1
at Florida	*	18-28-1	64.3	239	2	89	6-8-1
Chattanooga	*	25-29-0	86.2	339	4	61	4-(-12)-0

#### Akron

### BENTLEY IN THE CAROLINA RECORD BOOKS

#### Single-Game

Category	No. (Game)	Rank
Attempts	47 (Georgia, 2018)	9th
Completions	32 (USE, 2016)	4th
Completions	30 (Georgia, 2018)	9th
Passing Yards	390 (USE, 2016)	7th

#### Single-Season

Category	No. (Year)	Rank	Up Next
Completion Pct.	65.8% (2016)	4th	---
	62.2% (2017)	10th	---
Completions	245 (2017)	4th	---
Attempts	394 (2017)	4th	---
Passing Yards	2,794 (2017)	7th	---
Passing TDs	18 (2017)	8th	---
	19 (2018)	7th	Three Players, 20

#### Career

Category	No.	Rank	Up Next
Completion Pct.	63.9%	2nd	1. Connor Shaw, 65.5% (2010-13)
Attempts	856	5th	4. Phil Petry, 861 (1998-01)
Completions	547	4th	3. Stephen Garcia, 589 (2008-11)
Passing Yards	6,458	4th	3. Stephen Garcia, 7,597 (2008-11)
Passing TDs	46	7th	4. Stephen Garcia, 47 (2008-11)





**MICHAEL SCARNECCCHIA** **12**

**QB | 6-3 | 216 | SR | 1L**

Fleming Island, Fla.  
(Fleming Island)

• 2015, 2016, 2017 SEC Academic Honor Roll

**QUICK HITS**

- Saw action vs. Chattanooga, going 2-for-4 for 15 yards
- Was victorious in his first career start, going 20-for-35 for 249 yards and three touchdowns in the victory over Missouri
- Became the fourth-consecutive Gamecock quarterback to win his first-career start, joining Lorenzo Nunez (UCF, 2015), Brandon McIlwain (East Carolina, 2016) and Jake Bentley (UMass, 2016)
- Played the final series against Kentucky, going 4-for-6 for 45 yards
- Saw significant action against Coastal Carolina, completing 3-of-6 passes for 44 yards, including a 27-yard touchdown pass to Randrecous Davis
- Honored as the Dr. Harris Pastides Outstanding Student-Athlete in 2017

**SCARNECCCHIA'S CAREER STATISTICS**

**–Passing–**

Year	GP/GS	C-A-I	Pct.	Yds	TD	Lg
2015	1/0	1-1-0	100.0	9	0	9
2016			DNP			
2017	2/0	0-0-0	--	0	0	--
2018	4/1	29-51-0	56.9	353	4	37
<b>Total</b>	<b>7/1</b>	<b>30-52-0</b>	<b>57.7</b>	<b>362</b>	<b>4</b>	<b>37</b>

**–Rushing–**

Year	GP/GS	Rush	Yds	Avg	TD	Long
2015	1/0	1	0	0.0	0	0
2016			DNP			
2017	2/0	0	0	--	0	--
2018	4/1	5	-14	-2.8	0	9
<b>Total</b>	<b>7/1</b>	<b>6</b>	<b>-14</b>	<b>-2.3</b>	<b>0</b>	<b>9</b>

**SCARNECCCHIA'S SEASON HIGHS**

Pass Attempts	35 • Missouri, 2018
Pass Completions	20 • Missouri, 2018
Passing Yards	249 • Missouri, 2018
Passing Touchdowns	3 • Missouri, 2018
Long Pass	37 • Missouri, 2018
Carries	3 • Missouri, 2018
Yards Rushing	4 • Missouri, 2018
Long Rush	9 • Missouri, 2018

**SCARNECCCHIA'S CAREER HIGHS**

Pass Attempts	35 • Missouri, 2018
Pass Completions	20 • Missouri, 2018
Passing Yards	249 • Missouri, 2018
Passing Touchdowns	3 • Missouri, 2018
Long Pass	37 • Missouri, 2018
Carries	3 • Missouri, 2018
Yards Rushing	4 • Missouri, 2018
Long Rush	9 • Missouri, 2018

**SCARNECCCHIA'S 2018 GAME-BY-GAME STATISTICS**

Opp.	GS	Com-Att-Int	Pct.	Yds	TD	Long	Rush-Yds-TD
Coastal		3-6-0	50.0	44	1	27	0-0-0
Georgia				DNP			
at Vanderbilt				DNP			
at Kentucky		4-6-0	66.7	45	0	13	2-(-18)-0
Missouri	*	20-35-0	57.1	249	3	37	3-4-0
Texas A&M				DNP			
Tennessee				DNP			
at Ole Miss				DNP			
at Florida				DNP			
Chattanooga		2-4-0	50.0	15	0	9	0-0-0
at Clemson							
Akron							



**MON DENSON** **34**

**RB | 5-10 | 212 | JR | 1L**

LaGrange, Ga.  
(LaGrange)

• 2016, 2017 SEC Academic Honor Roll

**QUICK HITS**

- Logged 28 yards on seven carries vs. Chattanooga
- Earned his first-career start at Florida and rushing 14 times for 49 yards
- Left Ole Miss with a career day, carrying the ball 12 times for a personal-best 102 yards, including a key 69-yard carry to set up Carolina's game-winning touchdown
- Made a big impact late in the Tennessee win, rushing six times for 30 yards
- Did not play against Missouri or Texas A&M while dealing with lingering hamstring issues
- Carried seven times for 32 yards, with six of his carries coming on one drive, in the Kentucky game
- Made his season debut vs. Vandy, rushing three times for four yards and a touchdown
- Did not play against Coastal Carolina or Georgia with a hamstring injury
- Did not see game action in his first two seasons before carrying the ball 41 times for 152 yards and two touchdowns (both vs. Florida) in 2017

**DENSON'S CAREER STATISTICS**

**–Rushing–**

Year	GP/GS	Rush	Yds	Avg	TD	Long
2017	13/0	41	152	3.7	2	24
2018	6/1	49	245	5.0	2	69
<b>Total</b>	<b>19/1</b>	<b>90</b>	<b>397</b>	<b>4.4</b>	<b>4</b>	<b>69</b>

**–Receiving–**

Year	GP/GS	Rec	Yds	Avg	TD	Long
2017	13/0	1	4	4.0	0	4
2018	6/1	2	9	4.5	0	8
<b>Total</b>	<b>19/1</b>	<b>3</b>	<b>13</b>	<b>4.3</b>	<b>0</b>	<b>8</b>

**DENSON'S SEASON HIGHS**

Carries	14 • Florida, 2018
Yards Rushing	102 • Ole Miss, 2018
Long Rush	69 • Ole Miss, 2018
Rushing Touchdowns	1 • Vanderbilt, 2018 1 • Chattanooga, 2018
Receptions	1 • Ole Miss, 2018 1 • Chattanooga, 2018
Receiving Yards	8 • Chattanooga, 2018
Long Reception	8 • Chattanooga, 2018

**DENSON'S CAREER HIGHS**

Carries	14 • Florida, 2018
Yards Rushing	102 • Ole Miss, 2018
Long Rush	69 • Ole Miss, 2018
Rushing Touchdowns	2 • Florida, 2017
Receptions	1 • 3 times
Receiving Yards	8 • Chattanooga, 2018
Long Reception	8 • Chattanooga, 2018

**DENSON'S 2018 GAME-BY-GAME STATISTICS**

Opp.	GS	Rush	Yds	Avg	TD	Rec	Yds	Avg	TD
Coastal				DNP					
Georgia				DNP					
at Vanderbilt		3	4	1.3	1	0	0	--	0
at Kentucky		7	32	4.6	0	0	0	--	0
Missouri				DNP					
Texas A&M				DNP					
Tennessee		6	30	5.0	0	0	0	--	0
at Ole Miss		12	102	8.5	0	1	1	1.0	0
at Florida	*	14	49	3.5	0	0	0	--	0
Chattanooga		7	28	4.0	1	1	8	8.0	0
at Clemson									
Akron									





**RICO DOWDLE** **5**  
**RB | 6-0 | 215 | JR | 2L**  
 Asheville, N.C.  
 (A.C. Reynolds)

- 2018 Doak Walker Award Watch List
- 2016 2nd Team Freshman All-SEC - Athlon Sports

**CAREER VS. CLEMSON**

- Carried the ball five times for 30 yards in 2016
- Missed the 2017 game with an injury

**QUICK HITS**

- Missed the Chattanooga game with an injury
- Was limited against Florida, though he did rush twice for eight yards and a touchdown
- Left the Ole Miss game with an injury after his first carry and did not return
- Posted a monster effort in the Tennessee victory, carrying the ball 14 times for 140 yards and a touchdown
- Went over 1,500 career rushing yards in the Tennessee win
- Tallied 53 rushing yards and 15 yards through the air against Missouri
- Moved into Carolina's career top-30 in rushing in the Kentucky game
- Had a huge day in the Vanderbilt win, with 20 carries for 112 yards and a score
- Went over 100 yards for the fifth time as a Gamecock in the Vanderbilt win; it was his third 100-yard game in SEC play and his first since the 2016 Missouri win
- Led the Gamecocks with 105 rushing yards on 15 carries against Coastal Carolina; his 105 yards rank 12th in Carolina history in season openers
- Scored a five-yard rushing touchdown on the opening drive of the game against the Chanticleers and added a 22-yard receiving touchdown just before halftime
- Became the school's 44th 1,000-yard career rusher during the 2017 season
- Missed the final five games of the 2017 regular season but returned for the Outback Bowl, where he carried the ball six times for 45 yards and added three receptions for 32 yards

**DOWDLE'S CAREER STATISTICS**

**–Rushing–**

Year	GP/GS	Rush	Yds	Avg	TD	Long
2016	9/7	133	764	5.7	6	44
2017	8/4	66	251	3.8	2	30
2018	9/6	100	498	5.0	4	30
<b>Total</b>	<b>26/17</b>	<b>299</b>	<b>1,513</b>	<b>5.1</b>	<b>12</b>	<b>44</b>

**–Receiving–**

Year	GP/GS	Rec	Yds	Avg	TD	Long
2016	9/7	15	55	3.7	1	19
2017	8/4	11	128	11.6	1	34
2018	9/6	11	111	10.1	1	22
<b>Total</b>	<b>26/17</b>	<b>37</b>	<b>294</b>	<b>7.9</b>	<b>3</b>	<b>34</b>

**DOWDLE'S SEASON HIGHS**

<b>Carries</b>	21 • Missouri, 2018
<b>Yards Rushing</b>	140 • Tennessee, 2018
<b>Long Rush</b>	30 • Tennessee, 2018
<b>Rushing Touchdowns</b>	1 • 4 times
<b>100-yard Rushing Games</b>	3 times
<b>Receptions</b>	4 • Georgia, 2018
<b>Yards Receiving</b>	36 • Georgia, 2018
<b>Long Reception</b>	22 • Coastal Carolina, 2018
<b>Receiving Touchdowns</b>	1 • Coastal Carolina, 2018

**DOWDLE'S CAREER HIGHS**

<b>Carries</b>	27 • Tennessee, 2016
	27 • Missouri, 2016
<b>Yards Rushing</b>	226 • Western Carolina, 2016
<b>Long Rush</b>	40 • Tennessee, 2016
<b>Rushing Touchdowns</b>	2 • Western Carolina, 2016
<b>100-yard Rushing Games</b>	6 times
<b>Receptions</b>	4 • Georgia, 2018
<b>Yards Receiving</b>	51 • NC State, 2017
<b>Long Reception</b>	34 • NC State, 2017
<b>Receiving Touchdowns</b>	1 • 4 times

**DOWDLE'S 2018 GAME-BY-GAME STATISTICS**

Opp.	GS	Rush	Yds	Avg	TD	Rec	Yds	Avg	TD
Coastal	*	15	105	7.0	1	1	22	22.0	1
Georgia	*	7	18	2.6	0	4	36	9.0	0
at Vanderbilt	*	20	112	5.6	1	1	9	9.0	0
at Kentucky	*	13	44	3.4	0	2	29	14.5	0
Missouri	*	21	53	2.5	0	3	15	5.0	0
Texas A&M	*	7	19	2.7	0	0	0	--	0
Tennessee		14	140	10.0	1	0	0	--	0
at Ole Miss		1	-1	-1.0	0	0	0	--	0
at Florida		2	8	4.0	1	0	0	--	0
Chattanooga					DNP				
at Clemson									
Akron									

**DOWDLE IN THE CAROLINA RECORD BOOKS**

**Single-Game**

Category	No. (Game)	Rank
Rushing Yards	226 (Western Carolina, 2016)	6th

**Career**

Category	No.	Rank	Up Next
Rushing Yards	1,513	27th	26. Jeff Grantz, 1,577 (1972-75)







# A.J. TURNER

25

RB | 5-10 | 195 | JR | 2L

Clifton, Va.  
(Centreville)

• 2016 2nd Team Freshman All-SEC - Athlon Sports

### CAREER VS. CLEMSON

- Logged eight carries for 15 yards in 2016
- Carried the ball twice for 10 yards before leaving with an injury in 2017

### QUICK HITS

- Had a huge day vs. Chattanooga, with eight carries for 65 yards and a touchdown plus three catches for 34 yards and two more scores, becoming the first Gamecock this season to score three times in one game
- Moved into Carolina's career top-30 in rushing yards in the victory over Chattanooga
- Was Carolina's leading rusher in the Florida game, with 12 carries for 81 yards
- Carried the ball five times for 17 yards and a touchdown vs. Ole Miss and also hauled in a 21-yard reception against the Rebels
- Returned one kick for 21 yards in the victory over Tennessee
- Did not play against Texas A&M after leaving the Missouri game with an injury
- Picked up 33 yards on five carries in the Kentucky game
- Made a big impact vs. Vanderbilt, with nine carries for 64 yards
- Became the 43rd player in school history to rush for 1,000 yards in his career when he crossed the barrier late in the 2017 season

### TURNER'S CAREER STATISTICS

#### –Rushing–

Year	GP/GS	Rush	Yds	Avg	TD	Long
2016	12/4	116	497	4.3	3	75
2017	13/6	98	531	5.4	3	30
2018	9/1	46	294	6.4	2	30
<b>Total</b>	<b>34/11</b>	<b>260</b>	<b>1,322</b>	<b>5.1</b>	<b>8</b>	<b>75</b>

#### –Receiving–

Year	GP/GS	Rec	Yds	Avg	TD	Long
2016	12/4	21	143	6.8	1	18
2017	13/6	18	117	6.5	0	15
2018	9/1	8	75	9.4	2	21
<b>Total</b>	<b>34/11</b>	<b>47</b>	<b>335</b>	<b>7.1</b>	<b>3</b>	<b>21</b>

#### –Kick Returns–

Year	GP/GS	No.	Yds	Avg	TD	Long
2016	12/4	13	321	24.7	0	80
2017	13/6	11	188	17.1	0	28
2018	9/1	4	83	20.8	0	27
<b>Total</b>	<b>34/11</b>	<b>28</b>	<b>592</b>	<b>21.1</b>	<b>0</b>	<b>80</b>

### TURNER'S SEASON HIGHS

Carries	12 • Florida, 2018
Yards Rushing	81 • Florida, 2018
Long Rush	30 • Florida, 2018
Rushing Touchdowns	1 • Ole Miss, 2018 1 • Chattanooga, 2018
Receptions	3 • Chattanooga, 2018
Yards Receiving	24 • Chattanooga, 2018
Long Reception	21 • Ole Miss, 2018
Receiving Touchdowns	2 • Chattanooga, 2018

### TURNER'S CAREER HIGHS

Carries	22 • Florida, 2017
Yards Rushing	136 • Florida, 2017
Long Rush	75 • Texas A&M, 2016
Rushing Touchdowns	1 • 8 times
100-yard Rushing Games	3 times
Receptions	4 • three times
Yards Receiving	36 • Florida, 2017
Long Reception	21 • Ole Miss, 2018
Receiving Touchdowns	2 • Chattanooga, 2018
Long Kick Return	80 • East Carolina, 2016

### TURNER'S 2018 GAME-BY-GAME STATISTICS

Opp.	GS	Rush	Yds	Avg	TD	Rec	Yds	Avg	TD
Coastal	2	24	12.0	0	0	0	--	0	
Georgia	1	3	3.0	0	1	4	4.0	0	
at Vanderbilt	9	64	7.1	0	0	0	--	0	
at Kentucky	5	33	6.6	0	2	12	6.0	0	
Missouri	4	7	1.8	0	0	0	--	0	
Texas A&M			DNP						
Tennessee	0	0	--	0	0	0	--	0	
at Ole Miss	5	17	3.4	1	1	21	21.0	0	
at Florida	12	81	6.8	0	1	4	4.0	0	
Chattanooga *	8	65	8.1	1	3	34	11.3	2	
at Clemson									
Akron									

### TURNER IN THE CAROLINA RECORD BOOKS

#### Career

Category	No.	Rank	Up Next
Rushing Yards	1,322	30th	29. Kenny Miles, 1,341 (2009-12)





# TY'SON WILLIAMS 27

RB | 6-0 | 219 | JR | 1L

Sumter, S.C.  
(Crestwood/North Carolina)

### CAREER VS. CLEMSON

- Led the Gamecocks with 13 carries for 53 yards while also catching two passes for 13 yards in 2017

### QUICK HITS

- Missed the Florida and Chattanooga games with a hand injury suffered against Ole Miss
- Had a big first half against Ole Miss, with seven carries for 30 yards and a touchdown plus three catches for 105 yards before leaving with an injury
- Earned his first start of the season against Tennessee, finishing with 34 rushing yards and a touchdown on 13 carries and 16 receiving yards on two receptions
- Led the Gamecocks with 48 yards on seven carries against Texas A&M
- Returned to rush for 51 yards on 15 carries in the Missouri win
- Missed the Kentucky game after dealing with ankle issues during the week
- Rushed seven times for 48 yards and a touchdown in the Vanderbilt, his first career rushing touchdown in an SEC game
- Led the Gamecocks with 26 rushing yards on six carries against Georgia
- Carried the ball 11 times for 82 yards and a touchdown in the win over Coastal
- Ranked second on the team with 95 carries and 471 rushing yards in 2017
- Led the Gamecocks in rushing in the 2017 contests against Missouri, Louisiana Tech, Texas A&M and Clemson

### T. WILLIAMS' CAREER STATISTICS

-Rushing-						
Year	GP/GS	Rush	Yds	Avg	TD	Long
2015*	6/0	19	57	3.0	0	8
2016		DNP - Redshirt				
2017	12/3	95	471	5.0	1	35
2018	7/2	66	319	4.8	4	27
<b>Total</b>	<b>25/5</b>	<b>180</b>	<b>847</b>	<b>4.7</b>	<b>4</b>	<b>35</b>
-Receiving-						
Year	GP/GS	Rec	Yds	Avg	TD	Long
2015*	6/0	1	0	0.0	0	0
2016		DNP - Redshirt				
2017	12/3	12	32	2.7	1	13
2018	7/2	9	152	16.9	0	50
<b>Total</b>	<b>25/5</b>	<b>22</b>	<b>184</b>	<b>8.4</b>	<b>1</b>	<b>50</b>

\* - at North Carolina

### T. WILLIAMS' SEASON HIGHS

<b>Carries</b>	15 • Missouri, 2018
<b>Yards Rushing</b>	82 • Coastal Carolina, 2018
<b>Long Rush</b>	27 • Texas A&M, 2018
<b>Rushing Touchdowns</b>	1 • 4 times
<b>Receptions</b>	3 • Ole Miss, 2018
<b>Receiving Yards</b>	105 • Ole Miss, 2018
<b>Long Reception</b>	50 • Ole Miss, 2018
<b>100-yard Receiving Games</b>	1 time

### T. WILLIAMS' CAREER HIGHS

<b>Carries</b>	15 • Missouri, 2018
<b>Yards Rushing</b>	95 • Louisiana Tech, 2017
<b>Long Rush</b>	35 • Louisiana Tech, 2017
<b>Rushing Touchdowns</b>	1 • 5 times
<b>Receptions</b>	3 • Ole Miss, 2018
<b>Receiving Yards</b>	105 • Ole Miss, 2018
<b>Long Reception</b>	50 • Ole Miss, 2018
<b>Receiving Touchdowns</b>	1 • Arkansas, 2017
<b>100-yard Receiving Games</b>	1 time

### T. WILLIAMS' 2018 GAME-BY-GAME STATISTICS

Opp.	GS	Rush	Yds	Avg	TD	Rec	Yds	Avg	TD
Coastal		11	82	7.5	1	1	15	15.0	0
Georgia		6	26	4.3	0	2	11	5.5	0
at Vanderbilt		7	48	6.9	1	1	5	5.0	0
at Kentucky		DNP							
Missouri		15	51	3.4	0	0	0	--	0
Texas A&M		7	48	6.9	0	0	0	--	0
Tennessee *		13	34	2.6	1	2	16	2.0	0
at Ole Miss *		7	30	4.3	1	3	105	35.0	0
at Florida		DNP							
Chattanooga		DNP							
at Clemson		DNP							
Akron		DNP							





**RANDRECOUS DAVIS** **8**

WR | 5-10 | 189 | SO | 1L

Atlanta, Ga.  
(Mays)

**QUICK HITS**

- Has not played since the Texas A&M game due to injury
- Logged one tackle in punt coverage against Texas A&M
- Found the end zone for the first time as a Gamecock with a 27-yard touchdown reception from Michael Scarnecchia against Coastal Carolina
- Broke out in the 2018 Outback Bowl, catching four passes after entering the game with six career receptions in 12 appearances
- Has been hampered by injuries throughout his time at Carolina, missing the final nine games of the 2016 season and most of 2018 spring practice after undergoing sports hernia surgery

**DAVIS' CAREER STATISTICS**

**–Receiving–**

Year	GP/GS	Rec	Yds	Avg	TD	Long
2016*	2/1	3	45	15.0	0	26
2017	11/2	7	55	7.9	0	13
2018	6/0	2	23	11.5	1	27
<b>Total</b>	<b>19/3</b>	<b>12</b>	<b>123</b>	<b>10.2</b>	<b>1</b>	<b>27</b>

**–Rushing–**

Year	GP/GS	Rush	Yds	Avg	TD	Long
2016*	2/1	1	7	7.0	0	7
2017	11/2	2	6	3.0	0	5
2018	6/0	0	0	--	0	--
<b>Total</b>	<b>19/3</b>	<b>3</b>	<b>13</b>	<b>4.3</b>	<b>0</b>	<b>7</b>

\* - Granted a redshirt season

**DAVIS' SEASON HIGHS**

<b>Receptions</b>	1 • Coastal Carolina, 2018 1 • Georgia, 2018
<b>Yards Receiving</b>	27 • Coastal Carolina, 2018
<b>Long Reception</b>	27 • Coastal Carolina, 2018
<b>Receiving Touchdowns</b>	1 • Coastal Carolina, 2018

**DAVIS' CAREER HIGHS**

<b>Receptions</b>	4 • Michigan, 2017
<b>Yards Receiving</b>	32 • East Carolina, 2016
<b>Long Reception</b>	27 • Coastal Carolina, 2018
<b>Receiving Touchdowns</b>	1 • Coastal Carolina, 2018
<b>Carries</b>	1 • East Carolina, 2016 1 • Louisiana Tech, 2017 1 • Clemson, 2017
<b>Yards Rushing</b>	7 • East Carolina, 2016
<b>Long Rush</b>	7 • East Carolina, 2016

**DAVIS' 2018 GAME-BY-GAME STATISTICS**

Opp.	GS	Rec	Yds	Avg	TD	Rush	Yds	Avg	TD
Coastal		1	27	27.0	1	0	0	--	0
Georgia		1	-4	-4.0	0	0	0	--	0
at Vanderbilt		0	0	--	0	0	0	--	0
at Kentucky		0	0	--	0	0	0	--	0
Missouri		0	0	--	0	0	0	--	0
Texas A&M		0	0	--	0	0	0	--	0
Tennessee				DNP					
at Ole Miss				DNP					
at Florida				DNP					
Chattanooga				DNP					
at Clemson									
Akron									



**CHAVIS DAWKINS** **83**

WR | 6-2 | 220 | JR | 2L

Duncan, S.C.  
(Byrnes)

**QUICK HITS**

- Had a big impact vs. Chattanooga, with three catches for 24 yards
- Caught one pass for three yards against Florida
- Made one reception against Ole Miss in his first start of the year
- Reeled in his first catch of the season, a 33-yard touchdown, against Texas A&M
- Made his season debut in the Vanderbilt win after missing the first two games with an ankle injury
- Earned starts against Texas A&M and Clemson as a freshman, catching five passes against the Aggies
- Reeled in a 34-yard catch to set up a touchdown in the 2016 Missouri victory, the longest play of the game

**DAWKINS' CAREER STATISTICS**

Year	GP/GS	Rec	Yds	Avg	TD	Long
2016	11/2	8	69	8.6	0	34
2017	13/0	2	18	9.0	0	9
2018	8/1	6	60	10.0	1	33
<b>Total</b>	<b>32/3</b>	<b>16</b>	<b>147</b>	<b>9.2</b>	<b>1</b>	<b>34</b>

**DAWKINS' SEASON HIGHS**

<b>Receptions</b>	3 • Chattanooga, 2018
<b>Yards Receiving</b>	33, Texas A&M, 2018
<b>Long Reception</b>	33, Texas A&M, 2018
<b>Receiving Touchdowns</b>	1 • Texas A&M, 2018

**DAWKINS' CAREER HIGHS**

<b>Receptions</b>	5 • Texas A&M, 2016
<b>Yards Receiving</b>	34 • Missouri, 2016
<b>Long Reception</b>	34 • Missouri, 2016
<b>Receiving Touchdowns</b>	1 • Texas A&M, 2018

**DAWKINS' 2018 GAME-BY-GAME STATISTICS**

Opp.	GS	Rec	Yds	Avg	TD	Rush	Yds	Avg	TD
Coastal					DNP				
Georgia					DNP				
at Vanderbilt		0	0	--	0	0	0	--	0
at Kentucky		0	0	--	0	0	0	--	0
Missouri		0	0	--	0	0	0	--	0
Texas A&M		1	33	33.0	1	0	0	--	0
Tennessee		0	0	--	0	0	0	--	0
at Ole Miss *		1	0	0.0	0	0	0	--	0
at Florida		1	3	3.0	0	0	0	--	0
Chattanooga		3	24	8.0	0	0	0	--	0
at Clemson									
Akron									







# BRYAN EDWARDS

89

WR | 6-3 | 220 | JR | 2L

Conway, S.C.  
(Conway)

- 2016 2nd Team Freshman All-America - Athlon Sports
- 2016 1st Team Freshman All-SEC - Athlon Sports

### CAREER VS. CLEMSON

- Caught one pass, a 33-yard touchdown strike from Deebo Samuel, in 2016
- Led the Gamecocks with six receptions for 70 yards and a touchdown in 2017

### QUICK HITS

- Listed sixth in the SEC and 66th nationally with six receiving touchdowns
- Ranks seventh in the SEC with 65.9 receiving yards per game and 10th with 4.2 receptions per game
- Made four receptions for 69 yards vs. Chattanooga and became the 10th Gamecock in history to go over 2,000 career receiving yards in the win
- Made three receptions for 34 yards in the Florida game
- Caught four passes for 109 yards and a touchdown in the win over Ole Miss, including a highlight-reel one-handed grab for a 75-yard touchdown
- Finished with three catches for 96 yards against Tennessee, including a career-high 73-yard reception to set up Carolina's final touchdown of the game
- Caught four passes for 42 yards against Texas A&M; also made the reception on each of Carolina's two-point conversions against the Aggies
- Led the Gamecocks with seven receptions for 73 yards and two touchdowns in the win over Missouri
- Caught three passes for 25 yards against Kentucky before leaving late in the game with an ankle injury
- Snagged three catches for 47 yards in the Vanderbilt game, and also returned a punt for five yards
- Reeled in seven passes for 111 yards and a career-high two touchdowns vs. Georgia
- Moved into Carolina's career top-10 in receptions in the Georgia game

### EDWARDS' CAREER STATISTICS

#### –Receiving–

Year	GP/GS	Rec	Yds	Avg	TD	Long
2016	12/12	44	590	13.4	4	42
2017	13/13	64	793	12.4	5	41
2018	10/9	42	659	15.7	6	75
<b>Total</b>	<b>35/34</b>	<b>150</b>	<b>2,042</b>	<b>13.6</b>	<b>15</b>	<b>75</b>

#### –Rushing–

Year	GP/GS	Rush	Yds	Avg	TD	Long
2016	12/12	0	0	--	0	--
2017	13/13	4	19	4.8	0	11
2018	10/9	0	0	--	0	--
<b>Total</b>	<b>35/34</b>	<b>4</b>	<b>19</b>	<b>4.8</b>	<b>0</b>	<b>11</b>

#### –Punt Returns–

Year	GP/GS	No.	Yds	Avg	TD	Long
2016	12/12	0	0	--	0	--
2017	13/13	0	0	--	0	--
2018	10/9	10	74	7.4	0	32
<b>Total</b>	<b>35/34</b>	<b>10</b>	<b>74</b>	<b>7.4</b>	<b>0</b>	<b>32</b>

### EDWARDS' SEASON HIGHS

Receptions	7 • Georgia, 2018 7 • Missouri, 2018
Yards Receiving	111 • Georgia, 2018
Long Reception	75 • Ole Miss, 2018
Receiving Touchdowns	2 • Georgia, 2018 2 • Missouri, 2018
100-yard Receiving Games	2 times
Punt Return Yards	34 • Texas A&M, 2018
Long Punt Return	32 • Texas A&M, 2018

### EDWARDS' CAREER HIGHS

Receptions	8 • Vanderbilt, 2016 8 • Wofford, 2017
Yards Receiving	122 • Louisiana Tech, 2017
Long Reception	75 • Ole Miss, 2018
Receiving Touchdowns	2 • Georgia, 2018 2 • Missouri, 2018
100-yard Receiving Games	4 times
Carries	1 • 4 times
Yards Rushing	11 • Arkansas, 2017
Punt Return Yards	34 • Texas A&M, 2018
Long Punt Return	32 • Texas A&M, 2018

### EDWARDS' 2018 GAME-BY-GAME STATISTICS

Opp.	GS	Rec	Yds	Avg	TD	Rush	Yds	Avg	TD
Coastal	*	4	53	13.2	1	0	0	--	0
Georgia	*	7	111	15.9	2	0	0	--	0
at Vanderbilt	*	3	47	15.7	0	0	0	--	0
at Kentucky	*	3	25	8.3	0	0	0	--	0
Missouri		7	73	10.4	2	0	0	--	0
Texas A&M	*	4	42	10.5	0	0	0	--	0
Tennessee	*	3	96	32.0	0	0	0	--	0
at Ole Miss	*	4	109	27.3	1	0	0	--	0
at Florida	*	3	34	11.3	0	0	0	--	0
Chattanooga	*	4	69	17.3	0	0	0	--	0
at Clemson									
Akron									

### EDWARDS IN THE CAROLINA RECORD BOOKS

#### Single-Season

Category	No. (Year)	Rank	Up Next
Receptions	64 (2017)	8th	--

#### Career

Category	No.	Rank	Up Next
Receptions	150	7th	6. Jermale Kelly, 153 (1997-00)
Receiving Yards	2,042	10th	9. Phillip Logan, 2,063 (1974-77)
Receiving TDs	15	10th	9. Bruce Ellington, 16 (2011-13)





# DEEBO SAMUEL 1

WR | 6-0 | 210 | SR | 3L

Inman, S.C.  
(Chapman)

- 2018 Preseason 1st Team All-America (AP) - ESPN
- 2018 Preseason 1st Team All-America (AP) - The Athletic
- 2018 Preseason 2nd Team All-America (AP) - Associated Press
- 2018 Preseason 2nd Team All-America (WR, KR) - Athlon Sports
- 2018 Preseason 2nd Team All-America (ATH) - Sporting News
- 2018 Preseason 2nd Team All-America (WR, KR) - C.S. Madness
- 2018 Preseason 1st Team All-SEC (WR, AP) - Coaches
- 2018 Preseason 1st Team All-SEC (RS) - Coaches
- 2018 Preseason 1st Team All-SEC (WR, AP, RS) - SEC Media
- 2018 Preseason 1st Team All-SEC (WR, KR) - Athlon Sports
- 2018 Preseason 1st Team All-SEC (WR) - College Football News
- 2018 Fred Biletnikoff Award Watch List
- 2018 Maxwell Award Watch List
- SEC Special Teams Player of the Week - 9/2/17, 9/9/17, 11/5/18
- Paul Hornung Award Honor Roll selection - 9/2/17, 9/9/17

### CAREER VS. CLEMSON

- Had a breakout game in 2015, with five catches for 104 yards and a touchdown
- Caught four passes for 14 yards and tossed a 33-yard touchdown pass in 2016
- Missed the 2017 game with an injury

### QUICK HITS

- Leads the SEC and ranks 21st nationally with a 25.2-yard kick return average
- Listed sixth in the SEC and 66th nationally with six receiving touchdowns
- Ranks third in the league in all-purpose yards per game (117.0), sixth in receptions per game (4.8) and eighth in receiving yards per game (63.9)
- Broke off a 61-yard touchdown reception vs. Chattanooga, part of a five-catch, 112-yard day
- Reeled in a career-best 89-yard reception in the Florida game, part of a four-catch, 120-yard day
- The 89-yard completion from Bentley to Samuel was the seventh-longest play in Carolina history
- Led off the Ole Miss victory win an electrifying 90-yard kickoff return touchdown, the fourth of his collegiate career, which tied an SEC record
- Caught three passes, including a score for the fourth-straight game, vs. Tennessee
- Led Carolina with seven receptions for 88 yards and a touchdown vs. Texas A&M
- Tallied 88 yards and a touchdown on four catches in the Missouri win
- Scored Carolina's lone touchdown of the Kentucky game, 58-yard scoring reception
- Threw a touchdown in the Georgia game; added six receptions for 33 yards
- Caught seven passes for 56 yards against Coastal, including a touchdown
- Ranked 18th on Sports Illustrated's 2018 Preseason College Football Top-100 list
- Ranked 22nd on College Football News' 2018 Preseason SEC Top-30 list

### SAMUEL'S CAREER STATISTICS

#### -Receiving-

Year	GP/GS	Rec	Yds	Avg	TD	Long
2015	5/3	12	161	13.4	1	48
2016	10/10	59	783	13.3	1	47
2017	3/3	15	250	16.7	3	68
2018	10/9	48	639	13.3	6	89
<b>Total</b>	<b>28/25</b>	<b>134</b>	<b>1,833</b>	<b>13.7</b>	<b>11</b>	<b>89</b>

#### -Rushing-

Year	GP/GS	Rush	Yds	Avg	TD	Long
2015	5/3	0	0	--	0	--
2016	10/10	15	98	6.5	6	23
2017	3/3	2	30	15.0	1	25
2018	10/9	8	26	3.2	0	11
<b>Total</b>	<b>28/25</b>	<b>25</b>	<b>154</b>	<b>6.2</b>	<b>7</b>	<b>25</b>

#### -Kick Returns-

Year	GP/GS	No.	Yds	Avg	TD	Long
2015	5/3	1	24	24.0	0	23
2016	10/10	16	431	26.9	1	100
2017	3/3	2	194	97.0	2	97
2018	10/9	20	505	25.2	1	90
<b>Total</b>	<b>28/25</b>	<b>39</b>	<b>1,154</b>	<b>29.6</b>	<b>4</b>	<b>100</b>

### SAMUEL'S SEASON HIGHS

Receptions	7 • 3 times
Yards Receiving	120 • Florida, 2018
Long Reception	89 • Florida, 2018
Receiving Touchdowns	1 • 6 times
100-yard Receiving Games	2 times
Carries	2 • Missouri, 2018
	2 • Tennessee, 2018
Yards Rushing	11 • Coastal Carolina, 2018
Long Rush	11 • Coastal Carolina, 2018
Kick Returns	5 • Ole Miss, 2018
Kick Return Yards	178 • Ole Miss, 2018
Long Kick Return	90 • Ole Miss, 2018
Pass Attempts	1 • Georgia, 2018
Pass Completions	1 • Georgia, 2018
Passing Yards	13 • Georgia, 2018
Passing Touchdowns	1 • Georgia, 2018
Long Pass	13 • Georgia, 2018

### SAMUEL'S CAREER HIGHS

Receptions	14 • USEF 2016
Yards Receiving	190 • USEF, 2016
Long Reception	89 • Florida, 2018
Receiving Touchdowns	2 • NC State, 2017
100-yard Receiving Games	7 times
Carries	5 • Western Carolina, 2016
Yards Rushing	31 • UMass, 2016
Long Rush	25 • Missouri, 2017
Rushing Touchdowns	2 • Western Carolina, 2016
Kick Returns	6 • Clemson, 2016
Kick Return Yards	194 • Western Carolina, 2016
Long Kick Return	100 • Western Carolina, 2016
Pass Attempts	1 • Clemson, 2016
	1 • Georgia, 2018
Pass Completions	1 • Clemson, 2016
	1 • Georgia, 2018
Passing Yards	33 • Clemson, 2016
Passing Touchdowns	1 • Clemson, 2016
	1 • Georgia, 2018
Long Pass	33 • Clemson, 2016

### SAMUEL'S 2018 GAME-BY-GAME STATISTICS

Opp.	GS	Rec	Yds	Avg	TD	Rush	Yds	Avg	TD
Coastal	*	7	56	8.0	1	1	11	11.0	0
Georgia	*	6	33	5.5	0	1	-1	-1.0	0
at Vanderbilt	*	7	56	8.0	0	0	0	--	0
at Kentucky	*	2	61	30.5	1	0	0	--	0
Missouri	*	4	88	22.0	1	2	3	1.5	0
Texas A&M	*	7	88	12.6	1	0	0	--	0
Tennessee	*	3	8	2.7	1	2	8	4.0	0
at Ole Miss		3	17	5.7	0	0	0	--	0
at Florida	*	4	120	30.0	0	1	3	3.0	0
Chattanooga	*	5	112	22.4	1	1	2	2.0	0
at Clemson									
Akron									

### SAMUEL IN THE CAROLINA RECORD BOOKS

#### Single-Game

Category	No. (Game)	Rank
Long Kick Return	100 (Western Carolina, 2016)	School Record
Receptions	14 (USEF, 2016)	School Record
Receiving Yards	190 (USEF, 2016)	8th
Long Kick Return	97 (NC State, 2017)	8th
Long Kick Return	97 (Missouri, 2017)	8th

#### Single-Season

Category	No. (Year)	Rank	Up Next
Kick Return TDs	2 (2017)	School Record	---
<b>Career</b>			
Category	No.	Rank	Up Next
Receptions	134	11th	10. Pharoh Cooper, 138 (2013-15)
Receiving Yards	1,833	12th	11. Fred Zeigler, 1,876, (1967-69)
100-Yd Rec Gms	7	6th	5. Zola Davis, 8 (1995-98)
Kick Return Avg.	29.6	School Record	---
Kick Return TDs	4	SEC & School Record	---





**SHI SMITH** **13**

WR | 5-10 | 187 | SO | 1L

Union, S.C.  
(Union County)



**JOSH VANN** **6**

WR | 5-10 | 185 | FR | HS

Tucker, Ga.  
(Tucker)

**CAREER VS. CLEMSON**

- Missed the 2017 game with an injury

**QUICK HITS**

- Made the best play of the Chattanooga win, shedding several tackles as part of a 53-yard touchdown catch
- Pulled in four receptions for 68 yards against the Mocs
- Caught two passes for 24 yards vs. Florida
- Reeled in three catches for 82 yards in the Ole Miss win
- Talled three catches for 51 yards and a touchdown against Texas A&M
- Caught four passes for 40 yards in the Kentucky game and three passes for 32 yards against Missouri
- Had the biggest game of his collegiate career in the Vanderbilt win, with five catches for 119 yards and a touchdown
- Led the Gamecocks with 61 receiving yards on four catches vs. Coastal Carolina
- Ranked 25th nationally among FBS freshmen in 2017 with three receiving TDs
- Listed third among freshmen in the SEC with 2.4 catches per game and third with 34.1 receiving yards per game

**S. SMITH'S CAREER STATISTICS**

**–Receiving–**

Year	GP/GS	Rec	Yds	Avg	TD	Long
2017	12/7	29	409	14.1	3	53
2018	10/8	30	488	16.3	3	53
<b>Total</b>	<b>22/15</b>	<b>59</b>	<b>897</b>	<b>15.2</b>	<b>6</b>	<b>53</b>

**–Kick Returns–**

Year	GP/GS	No.	Yds	Avg	TD	Long
2017	12/7	5	76	15.2	0	25
2018	10/8	0	0	--	0	--
<b>Total</b>	<b>22/15</b>	<b>5</b>	<b>76</b>	<b>15.2</b>	<b>0</b>	<b>25</b>

**S. SMITH'S SEASON HIGHS**

<b>Receptions</b>	5 • Vanderbilt, 2018
<b>Yards Receiving</b>	119 • Vanderbilt, 2018
<b>Long Reception</b>	53 • Chattanooga, 2018
<b>Receiving Touchdowns</b>	1 • 3 times
<b>100-yard Receiving Games</b>	1 time

**S. SMITH'S CAREER HIGHS**

<b>Receptions</b>	5 • Vanderbilt, 2017
	5 • Vanderbilt, 2018
<b>Yards Receiving</b>	119 • Vanderbilt, 2018
<b>Long Reception</b>	53 • Michigan, 2017
	53 • Chattanooga, 2018
<b>Receiving Touchdowns</b>	1 • 6 times
<b>100-yard Receiving Games</b>	1 time
<b>Kick Returns</b>	3 • Michigan, 2017
<b>Kick Return Yards</b>	43 • Wofford, 2017
<b>Long Kick Return</b>	25 • Wofford, 2017
	25 • Michigan, 2017

**S. SMITH'S 2018 GAME-BY-GAME STATISTICS**

Opp.	GS	Rec	Yds	Avg	TD	Rush	Yds	Avg	TD
Coastal	*	4	61	15.2	0	0	0	--	0
Georgia	*	2	11	5.5	0	0	0	--	0
at Vanderbilt	*	5	119	23.8	1	0	0	--	0
at Kentucky	*	4	40	10.0	0	0	0	--	0
Missouri		3	32	10.7	0	0	0	--	0
Texas A&M	*	3	51	17.0	1	0	0	--	0
Tennessee		0	0	--	0	0	0	--	0
at Ole Miss	*	3	82	27.3	0	0	0	--	0
at Florida	*	2	24	12.0	0	0	0	--	0
Chattanooga	*	4	68	17.0	1	0	0	--	0
at Clemson									
Akron									

**QUICK HITS**

- Picked up a career-best four catches for 15 yards in the Chattanooga win
- Gained 10 yards on two receptions vs. Florida
- Made three receptions for 13 yards, including his first-career touchdown, in the win over Ole Miss
- Reeled in one catch for seven yards in the win over Tennessee
- Made his first career start against Missouri
- Caught two passes for 29 yards in the Georgia game and two more for 20 yards against Kentucky
- Made two receptions for 10 yards in his debut, against Coastal Carolina
- U.S. Army All-American Bowl participant who also competed at The Opening camp
- Ranked as the No. 25 wide receiver prospect in the country in 247's national composite rankings, and the 146th-best prospect nationally
- Rivals ranks him as the 24th-best player in Georgia, the 37th-best wide receiver in the country and No. 191 overall

**VANN'S CAREER STATISTICS**

**–Receiving–**

Year	GP/GS	Rec	Yds	Avg	TD	Long
2018	10/1	16	104	6.5	1	16

**–Rushing–**

Year	GP/GS	Rush	Yds	Avg	TD	Long
2018	10/1	1	5	5.0	0	5

**VANN'S SEASON HIGHS**

<b>Receptions</b>	4 • Chattanooga, 2018
<b>Yards Receiving</b>	29 • Georgia, 2018
<b>Long Reception</b>	16 • Georgia, 2018
<b>Receiving Touchdowns</b>	1 • Ole Miss, 2018
<b>Carries</b>	1 • Chattanooga, 2018
<b>Yards Rushing</b>	5 • Chattanooga, 2018
<b>Long Rush</b>	5 • Chattanooga, 2018

**VANN'S CAREER HIGHS**

<b>Receptions</b>	4 • Chattanooga, 2018
<b>Yards Receiving</b>	29 • Georgia, 2018
<b>Long Reception</b>	16 • Georgia, 2018
<b>Receiving Touchdowns</b>	1 • Ole Miss, 2018
<b>Carries</b>	1 • Chattanooga, 2018
<b>Yards Rushing</b>	5 • Chattanooga, 2018
<b>Long Rush</b>	5 • Chattanooga, 2018

**VANN'S 2018 GAME-BY-GAME STATISTICS**

Opp.	GS	Rec	Yds	Avg	TD	Rush	Yds	Avg	TD
Coastal		2	10	5.0	0	0	0	--	0
Georgia		2	29	14.5	0	0	0	--	0
at Vanderbilt		0	0	--	0	0	0	--	0
at Kentucky		2	20	10.0	0	0	0	--	0
Missouri	*	0	0	--	0	0	0	--	0
Texas A&M		0	0	--	0	0	0	--	0
Tennessee		1	7	7.0	0	0	0	--	0
at Ole Miss		3	13	4.3	1	0	0	--	0
at Florida		2	10	5.0	0	0	0	--	0
Chattanooga		4	15	3.8	0	1	5	5.0	0
at Clemson									
Akron									







**JACOB AUGUST** **40**

TE | 6-6 | 252 | SR | 3L

Columbia, S.C.  
(Cardinal Newman/Fork Union)

- 2018 Burlsworth Trophy nominee
- 2016, 2017 SEC Academic Honor Roll

**QUICK HITS**

- Grabbed his first touchdown since 2015 against Florida, part of a two-catch day for 14 yards
- Tallied a four-yard catch in the Ole Miss win
- Made his first catch of the season, for six yards, against Texas A&M
- Missed the Missouri win with an injury
- Got his first start of the season in the Kentucky game
- Was placed on scholarship at the start of the 2017 spring season

**AUGUST'S CAREER STATISTICS**

Year	GP/GS	Rec	Yds	Avg	TD	Long
2015	5/3	4	38	9.5	1	13
2016	13/1	5	52	10.4	0	29
2017	13/3	6	68	11.3	0	19
2018	9/2	4	24	6.0	1	12
<b>Total</b>	<b>40/9</b>	<b>19</b>	<b>182</b>	<b>9.6</b>	<b>2</b>	<b>29</b>

**AUGUST'S SEASON HIGHS**

Receptions	2 • Florida, 2018
Yards Receiving	14 • Florida, 2018
Long Reception	12 • Florida, 2018
Receiving Touchdowns	1 • Florida, 2018

**AUGUST'S CAREER HIGHS**

Receptions	2 • 4 times
Yards Receiving	29 • Kentucky, 2016
Long Reception	29 • Kentucky, 2016
Receiving Touchdowns	1 • UCF, 2015 1 • Florida, 2018

**AUGUST'S 2018 GAME-BY-GAME STATISTICS**

Opp.	GS	Rec	Yds	Avg	TD	Rush	Yds	Avg	TD
Coastal		0	0	--	0	0	0	--	0
Georgia		0	0	--	0	0	0	--	0
at Vanderbilt		0	0	--	0	0	0	--	0
at Kentucky *		0	0	--	0	0	0	--	0
Missouri									
Texas A&M		1	6	6.0	0	0	0	--	0
Tennessee *		0	0	--	0	0	0	--	0
at Ole Miss		1	4	4.0	0	0	0	--	0
at Florida		2	14	7.0	1	0	0	--	0
Chattanooga		0	0	--	0	0	0	--	0
at Clemson									
Akron									



**K.C. CROSBY** **3**

TE | 6-1 | 229 | SR | 3L

Bamberg, S.C.  
(Bamberg-Ehrhardt)

- 2018 John Mackey Award Watch List

**CAREER VS. CLEMSON**

- Tallied one catch for 13 yards in 2016

**QUICK HITS**

- Caught two passes for 11 yards in both the Ole Miss and the Florida game
- Made one reception for 15 yards against Tennessee
- Missed the Kentucky game after suffering a broken finger late in the Vandy win; returned against Missouri but was limited in the win
- Stretched his reception streak to three-straight games with a 13-yard catch against Vanderbilt, moving the chains on a 3rd down play en route to a Carolina field goal
- Picked up two catches for 25 yards vs. Georgia
- Caught one pass for 14 yards against Coastal Carolina
- Missed the final six games of the 2017 regular season after suffering a broken leg vs. Arkansas, though he returned for limited duty in the Outback Bowl win over Michigan

**CROSBY'S CAREER STATISTICS**

Year	GP/GS	Rec	Yds	Avg	TD	Long
2014*	1/0	0	0	0.0	0	--
2015	10/0	0	0	0.0	0	--
2016	13/9	23	217	9.4	4	35
2017	7/1	2	11	6.5	0	6
2018	9/6	10	94	9.4	0	18
<b>Total</b>	<b>39/16</b>	<b>35</b>	<b>322</b>	<b>9.2</b>	<b>4</b>	<b>35</b>

\* - Granted a redshirt season

**CROSBY'S SEASON HIGHS**

Receptions	2 • Georgia, 2018 2 • Ole Miss, 2018 2 • Florida, 2018
Yards Receiving	25 • Georgia, 2018
Long Reception	18 • Georgia, 2018

**CROSBY'S CAREER HIGHS**

Receptions	4 • East Carolina, 2016 4 • Texas A&M, 2016
Yards Receiving	51 • Texas A&M, 2016
Long Reception	35 • Tennessee, 2016
Receiving Touchdowns	1 • 4 times

**CROSBY'S 2018 GAME-BY-GAME STATISTICS**

Opp.	GS	Rec	Yds	Avg	TD	Rush	Yds	Avg	TD
Coastal	*	1	14	14.0	0	0	0	--	0
Georgia	*	2	25	12.5	0	0	0	--	0
at Vanderbilt *		1	13	13.0	0	0	0	--	0
at Kentucky									
Missouri		0	0	--	0	0	0	--	0
Texas A&M		0	0	--	0	0	0	--	0
Tennessee		1	15	15.0	0	0	0	--	0
at Ole Miss *		2	11	5.5	0	0	0	--	0
at Florida *		2	11	5.5	0	0	0	--	0
Chattanooga		1	5	5.0	0	0	0	--	0
at Clemson									
Akron									

**CROSBY IN THE CAROLINA RECORD BOOKS**

**Single-Season (Tight Ends)**

Category	No. (Year)	Rank	Up Next
Receiving TDs	4 (2016)	2nd	---

**Career (Tight Ends)**

Category	No.	Rank	Up Next
Receiving TDs	4	8th	7. Wesleye Saunders, 6 (2007-09)





**KIEL POLLARD** **87**

TE | 6-1 | 235 | JR | 2L

Moultrie, Ga.  
(Colquitt County)

• 2016, 2017 SEC Academic Honor Roll

**QUICK HITS**

- Got back in the stat column with two catches for 19 yards vs. Chattanooga
- Logged one catch in the Tennessee win, gaining an important 10 yards on Carolina's first touchdown drive right before halftime
- Caught one pass for three yards in the Texas A&M game
- Made his first career start in the Missouri win, catching two balls for 14 yards
- Added two receptions at Kentucky
- Caught a pass for the third-straight game in the Vandy win, which went for 13 yards
- Scored his first career touchdown, an eight-yard grab, in the Coastal win

**POLLARD'S CAREER STATISTICS**

Year	GP/GS	Rec	Yds	Avg	TD	Long
2016	12/0	1	18	18.0	0	18
2017	13/0	1	4	4.0	0	4
2018	10/2	12	81	6.8	1	13
<b>Total</b>	<b>35/2</b>	<b>14</b>	<b>103</b>	<b>7.4</b>	<b>1</b>	<b>18</b>

**POLLARD'S SEASON HIGHS**

Receptions	2 • 4 times
Yards Receiving	19 • Chattanooga, 2018
Long Reception	13 • Chattanooga, 2018
Receiving Touchdowns	1 • Coastal Carolina, 2018

**POLLARD'S CAREER HIGHS**

Receptions	2 • 4 times
Yards Receiving	19 • Chattanooga, 2018
Long Reception	18 • Georgia, 2016
Receiving Touchdowns	1 • Coastal Carolina, 2018

**POLLARD'S 2018 GAME-BY-GAME STATISTICS**

Opp.	GS	Rec	Yds	Avg	TD	Rush	Yds	Avg	TD
Coastal	2	12	6.0	1	0	0	0	--	0
Georgia	1	5	5.0	0	0	0	0	--	0
at Vanderbilt	1	12	12.0	0	0	0	0	--	0
at Kentucky	2	6	3.0	0	0	0	0	--	0
Missouri	*	2	14	7.0	0	0	0	--	0
Texas A&M	1	3	3.0	0	0	0	0	--	0
Tennessee	*	1	10	10.0	0	0	0	--	0
at Ole Miss	0	0	--	0	0	0	0	--	0
at Florida	0	0	--	0	0	0	0	--	0
Chattanooga	2	19	9.5	0	0	0	0	--	0
at Clemson									
Akron									



**KYLE MARKWAY** **84**

TE | 6-4 | 242 | JR | 1L

St. Louis, Mo.  
(St. John Vianney)

**QUICK HITS**

- Caught his first-career touchdown, a 19-yarder, in the Florida game
- Came up with perhaps the biggest offensive play of the Missouri win, a 27-yard catch-and-run to set up the game-winning field goal
- Made his first reception since 2015 with a seven-yard pickup vs. Georgia
- Missed most of the past two seasons with injuries
- Played in all 12 games as a freshman in 2015 with catches against Missouri, Texas A&M and Florida

**MARKWAY'S CAREER STATISTICS**

Year	GP/GS	Rec	Yds	Avg	TD	Long
2015	12/1	3	57	19.0	0	27
2016*	0/0	0	0	--	0	--
2017	2/0	0	0	--	0	--
2018	10/1	3	53	17.7	1	27
<b>Total</b>	<b>24/2</b>	<b>6</b>	<b>110</b>	<b>18.3</b>	<b>1</b>	<b>27</b>

\* - Granted a redshirt season

**MARKWAY'S SEASON HIGHS**

Receptions	1 • Georgia, 2018
	1 • Missouri, 2018
	1 • Florida, 2018
Yards Receiving	27 • Missouri, 2018
Long Reception	27 • Missouri, 2018
Receiving Touchdowns	1 • Florida, 2018

**MARKWAY'S CAREER HIGHS**

Receptions	1 • 6 times
Yards Receiving	27 • Texas A&M, 2015
	27 • Missouri, 2018
Long Reception	27 • Texas A&M, 2015
	27 • Missouri, 2018
Receiving Touchdowns	1 • Florida, 2018

**MARKWAY'S 2018 GAME-BY-GAME STATISTICS**

Opp.	GS	Rec	Yds	Avg	TD	Rush	Yds	Avg	TD
Coastal	0	0	--	0	0	0	0	--	0
Georgia	1	7	7.0	0	0	0	0	--	0
at Vanderbilt	0	0	--	0	0	0	0	--	0
at Kentucky	0	0	--	0	0	0	0	--	0
Missouri	*	1	27	27.0	0	0	0	--	0
Texas A&M	0	0	--	0	0	0	0	--	0
Tennessee	0	0	--	0	0	0	0	--	0
at Ole Miss	0	0	--	0	0	0	0	--	0
at Florida	1	19	19.0	1	0	0	0	--	0
Chattanooga	0	0	--	0	0	0	0	--	0
at Clemson									
Akron									





**ZACK BAILEY** **78**

OL | 6-6 | 314 | SR | 3L

Summerville, S.C.  
(Summerville)

- Preseason 2nd Team All-SEC - Athlon Sports
- Preseason 3rd Team All-SEC - Coaches
- Preseason 3rd Team All-SEC - SEC Media
- 2015 SEC All-Freshman Team - Coaches
- Pro Football Focus National Team of the Week - 10/28/18
- 2017 SEC Academic Honor Roll

**QUICK HITS**

- Made his 30th career start against Kentucky
- Has started at left guard in every game
- Graded out as the top left guard in the SEC in Carolina's win over Coastal Carolina according to Pro Football Focus
- Has played in 35 games over the past three seasons, making 27 starts (16 at left guard, eight at right tackle and three at center)

**BAILEY'S CAREER STATISTICS**

GP/GS: 2015: 12/5 | 2016: 13/13 | 2017: 9/8 | 2018: 10/10 **Total: 44/36**



**BLAKE CAMPER** **63**

OL | 6-8 | 309 | SR | 3L

Virginia Beach, Va.  
(Frank W. Cox)

**QUICK HITS**

- Made the start at right tackle in the first six games of the season
- Saw significant action at left tackle in the Ole Miss win after Malik Young's injury
- Owns five career starts at the right tackle position, including nods against Tennessee and Michigan in 2017

**CAMPER'S CAREER STATISTICS**

GP/GS: 2015: 12/1 | 2016: 6/1 | 2017: 13/2 | 2018: 9/6 **Total: 40/10**



**DENNIS DALEY** **74**

OL | 6-6 | 324 | SR | 1L

Columbia, S.C.  
(Ridge View/Georgia Military)

- 2017 SEC Academic Honor Roll

**QUICK HITS**

- Started the first seven games of the season at left tackle and was back in the lineup against Florida and Chattanooga
- Left midway through the Tennessee victory with an apparent ankle injury and did not travel to Ole Miss
- Debuted against Missouri in 2016 and earned his first start against Kentucky the week after; has remained in the starting lineup ever since
- Earned JUCO All-America honors in his final season at Georgia Military College

**DALEY'S CAREER STATISTICS**

GP/GS: 2017: 12/11 | 2018: 9/9 **Total: 21/20**



**ERIC DOUGLAS** **71**

OL | 6-4 | 298 | FR | RS

Charlotte, N.C.  
(Mallard Creek)

**QUICK HITS**

- Has played in nine games this season, primarily on Carolina's kickoff return team
- Deflected the kickoff and later threw a key block in Deebo Samuel's kickoff return touchdown against Ole Miss

**DOUGLAS' CAREER STATISTICS**

GP/GS: 2018: 9/0 **Total: 9/0**



**CHANDLER FARRELL** **60**

OL | 6-3 | 290 | SO | 1L

Summerville, S.C.  
(Summerville)

- 2017 SEC Academic Honor Roll

**QUICK HITS**

- Has played at center in three games while logging special teams action against Missouri
- Saw action in the second half of 2017 victories over Arkansas and Wofford

**FARRELL'S CAREER STATISTICS**

GP/GS: 2017: 2/0 | 2018: 4/0 **Total: 6/0**



**SADARIUS HUTCHERSON** **50**

OL | 6-4 | 310 | SO | 1L

Huntingdon, Tenn.  
(Huntingdon)

- 2017 SEC Academic Honor Roll

**QUICK HITS**

- Has started at right guard in every game
- Served as a captain in the win over Tennessee
- Made his collegiate debut in the 2017 Louisiana Tech win and went on to play in the season's final 10 games

**HUTCHERSON'S CAREER STATISTICS**

GP/GS: 2017: 10/4 | 2018: 10/10 **Total: 20/14**







**JORDAN RHODES** **76**

OL | 6-4 | 325 | FR | RS

Fairburn, Ga.  
(Creekside)

- 2017 SEC Academic Honor Roll

**QUICK HITS**

- Has played in four games, including action as an extra lineman in short-yardage situations against Vanderbilt and Kentucky

**RHODES' CAREER STATISTICS**

GP/GS: 2018: 4/0 Total: 4/0



**DONELL STANLEY** **72**

OL | 6-3 | 315 | JR | 2L

Floydale, S.C.  
(Latta)

- 2018 Rimington Award Watch List
- 2014, 2015 SEC Academic Honor Roll

**QUICK HITS**

- Has started at center in every game; also played left guard against Kentucky
- Made his 30th collegiate appearance against Missouri and his 20th start in the win over Kentucky
- Owns 14 career starts, including 10 at left guard, three at right guard and one at center

**STANLEY'S CAREER STATISTICS**

GP/GS: 2015: 12/0 | 2016: 1/1\* | 2017: 12/12 | 2018: 10/10 Total: 35/23

\* - *Granted a redshirt season*



**DYLAN WONNUM** **77**

OL | 6-5 | 310 | FR | HS

Tucker, Ga.  
(Tucker)

- SEC Freshman of the Week - 10/29/18

**QUICK HITS**

- Has started the last four games at right tackle
- Made his first-career start at right tackle in Carolina's win over Tennessee, becoming the second true freshman to start for Carolina this season
- Was in the lineup for the first time since the opener when he played 30 snaps against Texas A&M
- Made his collegiate debut in the win over Coastal Carolina
- Named an Under Armour All-American
- Ranked 13th in national composite rankings of offensive tackle prospects, and is listed as the 178th-best overall prospect in the country
- Listed No. 117 on the ESPN300 list

**D. WONNUM'S CAREER STATISTICS**

GP/GS: 2018: 6/4 Total: 6/4



**MALIK YOUNG** **77**

OL | 6-3 | 287 | SR | 2L

Pelzer, S.C.  
(Woodmont)

**QUICK HITS**

- Has played in every game this season
- Started at left tackle in the Ole Miss win, though he exited early with an injury
- Started four games in 2017 (two at left tackle, two at right tackle) before injuring his ankle against Texas A&M
- Briefly transitioned to the defensive side of the ball during 2018 spring camp before moving back to offense for the start of fall camp

**YOUNG'S CAREER STATISTICS**

GP/GS: 2015: 3/0 | 2016: 13/8 | 2017: 5/4 | 2018: 10/1 Total: 31/13





# JOSH BELK

96

DL | 6-3 | 359 | FR | TR

Richburg, S.C.  
(Lewisville/Clemson)

**QUICK HITS**

- Was back in the lineup vs. Chattanooga after missing seven games with an ankle injury and was in on two tackles
- Made one tackle in his college debut, a win over Coastal Carolina
- Granted immediate eligibility by the NCAA after transferring from Clemson after the 2018 spring semester
- A national top-100 player by ESPN.com, he ranks No. 88 nationally, second in the state of South Carolina and the fifth-best among defensive tackles in the nation by that website
- Rated No. 139 nationally by Rivals, including No. 3 in the state and No. 11 nationally among defensive tackles
- Played in the U.S. Army All-America Game

**BELK'S CAREER STATISTICS**

Year	GP/GS	UT	AT	TT	TFL	QBS	INT	PBU	QBH	FF	FR
2018	3/0	2	1	3	0.0-0	0.0-0	0	0	0	0	0

**BELK'S SEASON HIGHS**

**Tackles** 2 • Chattanooga, 2018

**BELK'S CAREER HIGHS**

**Tackles** 2 • Chattanooga, 2018

**BELK'S 2018 GAME-BY-GAME STATISTICS**

Opp.	GS	UT	AT	TT	TFL	QBS	Misc.
Coastal		0	1	1	--	--	--
Georgia		0	0	0	--	--	--
at Vanderbilt				DNP			
at Kentucky				DNP			
Missouri				DNP			
Texas A&M				DNP			
Tennessee				DNP			
at Ole Miss				DNP			
at Florida				DNP			
Chattanooga		2	0	2	--	--	--
at Clemson							
Akron							



# SHAMEIK BLACKSHEAR

91

DL | 6-5 | 270 | JR | 2L

Bluffton, S.C.  
(Bluffton)

**CAREER VS. CLEMSON**

- Made one tackle in the 2016 game
- Tallied three tackles in 2017

**QUICK HITS**

- Credited with two tackles and his first-career sack in the Chattanooga win
- Posted the biggest numbers of his career vs. Florida, with five tackles and 1.0 tackle for loss
- Collected two tackles, including a key stop for loss, in the Ole Miss win
- Played a big role in the Missouri win, with three tackles
- Set a then-career high against Georgia, with four tackles
- Saw significant snaps against Coastal Carolina, tallying one tackle for loss
- Talented athlete who has made some strides after overcoming a rash of injuries that limited his activity early in his career
- Moved into the regular defensive line rotation for the first time in 2017, appearing in seven of the season's final eight games and tallying three solo stops against Clemson

**BLACKSHEAR'S CAREER STATISTICS**

Year	GP/GS	UT	AT	TT	TFL	QBS	INT	PBU	QBH	FF	FR
2015*	2/0	1	1	2	0.0-0	0.0-0	0	0	0	0	0
2016	9/0	2	0	2	1.0-1	0.0-0	0	0	0	0	0
2017	8/0	4	2	6	0.0-0	0.0-0	0	0	0	0	0
2018	10/0	11	7	18	4.0-13	1.0-8	0	0	1	0	0
<b>Total</b>	<b>29/0</b>	<b>18</b>	<b>10</b>	<b>28</b>	<b>5.0-14</b>	<b>1.0-8</b>	<b>0</b>	<b>0</b>	<b>1</b>	<b>0</b>	<b>0</b>

\* - Granted a redshirt season

**BLACKSHEAR'S SEASON HIGHS**

**Tackles** 5 • Florida, 2018  
**Tackles for Loss** 1.0 • 4 times  
**Sacks** 1.0 • Chattanooga, 2018  
**QB Hurries** 1 • Chattanooga, 2018

**BLACKSHEAR'S CAREER HIGHS**

**Tackles** 5 • Florida, 2018  
**Tackles for Loss** 1.0 • 5 times  
**Sacks** 1.0 • Chattanooga, 2018  
**QB Hurries** 1 • Chattanooga, 2018

**BLACKSHEAR'S 2018 GAME-BY-GAME STATISTICS**

Opp.	GS	UT	AT	TT	TFL	QBS	Misc.
Coastal		1	0	1	1.0-1	--	--
Georgia		3	1	4	--	--	--
at Vanderbilt		0	1	1	--	--	--
at Kentucky		0	0	0	--	--	--
Missouri		3	0	3	--	--	--
Texas A&M		0	0	0	--	--	--
Tennessee		0	0	0	--	--	--
at Ole Miss		1	1	2	1.0-3	--	--
at Florida		1	4	5	1.0-1	--	--
Chattanooga		2	0	2	1.0-8	1.0-8	--
at Clemson							
Akron							





**KINGSLEY ENAGBARE** **52**

DL | 6-4 | 285 | FR | HS

Atlanta, S.C.  
(Hapeville Charter)

**QUICK HITS**

- Filled the stat sheet with two tackles, two pass breakups and a blocked PAT in the Chattanooga win
- Made his biggest impact yet with three tackles, including his first-career tackle for loss, in the Tennessee win
- Posted individual tackles against Georgia, Kentucky and Texas A&M
- Made two tackles in his Gamecock debut, a win over Coastal Carolina
- Named the Class AA Defensive Player of the Year and first-team all-state while prepping at Hapeville Charter Academy in Atlanta
- Ranked as the 10th-best strong-side defensive end in the nation and the 29th-best player in the state of Georgia by 247's national composite rankings
- Rivals ranked him as the 36th-best player in Georgia and the 24th-best strong-side defensive end in the nation

**ENAGBARE'S CAREER STATISTICS**

Year	GP/GS	UT	AT	TT	TFL	QBS	INT	PBU	QBH	FF	FR
2018	10/0	8	3	11	1.0-3	0.0-0	0	2	0	0	0

**ENAGBARE'S SEASON HIGHS**

<b>Tackles</b>	3 • Tennessee, 2018
<b>Tackles for Loss</b>	1.0 • Tennessee, 2018
<b>Pass Breakups</b>	2 • Chattanooga, 2018
<b>Blocked PATs</b>	1 • Chattanooga, 2018

**ENAGBARE'S CAREER HIGHS**

<b>Tackles</b>	3 • Tennessee, 2018
<b>Tackles for Loss</b>	1.0 • Tennessee, 2018
<b>Pass Breakups</b>	2 • Chattanooga, 2018
<b>Blocked PATs</b>	1 • Chattanooga, 2018

**ENAGBARE'S 2018 GAME-BY-GAME STATISTICS**

Opp.	GS	UT	AT	TT	TFL	QBS	Misc.
Coastal		1	1	2	--	--	--
Georgia		1	0	1	--	--	--
at Vanderbilt		0	0	0	--	--	--
at Kentucky		0	1	1	--	--	--
Missouri		0	0	0	--	--	--
Texas A&M		1	0	1	--	--	--
Tennessee		3	0	3	1.0-3	--	--
at Ole Miss		0	0	0	--	--	--
at Florida		0	1	1	--	--	--
Chattanooga		2	0	2	--	--	2 PBU, 1 BLK
at Clemson							
Akron							



**DANIEL FENNELL** **35**

DL | 6-2 | 246 | JR | 2L

Loganville, Ga.  
(Grayson)

- 2016, 2017 SEC Academic Honor Roll

**QUICK HITS**

- Tallied three tackles against Florida
- Logged two tackles and a pass breakup in the Ole Miss win
- Made another start in the Tennessee win, posting three tackles and 1.0 tackles for loss
- Got the start against Texas A&M, logging three tackles and a hurry
- Snapped up three tackles in both the Kentucky and Missouri games
- Got his first start of the season in the Vandy win, tallying four tackles and 0.5 TFL
- Saw big snaps against Georgia with the absence of D.J. Wonnum, recording two tackles and a sack
- Saw his role gradually increase over the course of the 2017 season, culminating with a career day in the Outback Bowl win over Michigan
- Credited with a career-high seven tackles including 2.0 tackles for loss against the Wolverines
- Named the Harold White GPA Award winner for the defense at the Garnet & Black spring game

**FENNELL'S CAREER STATISTICS**

Year	GP/GS	UT	AT	TT	TFL	QBS	INT	PBU	QBH	FF	FR
2016	6/0	1	0	1	0.0-0	0.0-0	0	0	0	0	0
2017	13/2	20	8	28	5.5-26	3.0-18	0	0	0	0	0
2018	10/4	18	8	26	3.0-9	1.0-8	0	1	1	0	0
<b>Total</b>	<b>29/6</b>	<b>39</b>	<b>16</b>	<b>55</b>	<b>8.5-35</b>	<b>4.0-26</b>	<b>0</b>	<b>1</b>	<b>1</b>	<b>0</b>	<b>0</b>

**FENNELL'S SEASON HIGHS**

<b>Tackles</b>	4 • Vanderbilt, 2018
<b>Tackles for Loss</b>	1.0 • Georgia, 2018
	1.0 • Tennessee, 2018
<b>Sacks</b>	1.0 • Georgia, 2018
<b>QB Hurries</b>	1 • Texas A&M, 2018
<b>Pass Breakups</b>	1 • Ole Miss, 2018

**FENNELL'S CAREER HIGHS**

<b>Tackles</b>	7 • Michigan, 2017
<b>Tackles for Loss</b>	2.0 • Michigan, 2016
<b>Sacks</b>	1.0 • 4 times
<b>QB Hurries</b>	1 • Texas A&M, 2018
<b>Pass Breakups</b>	1 • Ole Miss, 2018

**FENNELL'S 2018 GAME-BY-GAME STATISTICS**

Opp.	GS	UT	AT	TT	TFL	QBS	Misc.
Coastal		0	1	1	--	--	--
Georgia		2	0	2	1.0-8	1.0-8	--
at Vanderbilt *		3	1	4	0.5-0	--	--
at Kentucky		2	1	3	0.5-0	--	--
Missouri		2	1	3	--	--	--
Texas A&M *		2	1	3	--	--	1 QBH
Tennessee *		3	0	3	1.0-1	--	--
at Ole Miss		1	1	2	--	--	1 PBU
at Florida		1	2	3	--	--	--
Chattanooga *		2	0	2	--	--	--
at Clemson							
Akron							







**BRAD JOHNSON** **19**

DL | 6-2 | 250 | SO | 1L

Pendleton, S.C.  
(Pendleton)

**CAREER VS. CLEMSON**

- Made two tackles last season

**QUICK HITS**

- Collected a pair of tackles in the Florida game
- Made one tackle in the Tennessee win
- Came up with his first-career sack in SEC play when he logged a stop for a five-yard loss against Texas A&M
- Matched his career high with three tackles in the Missouri win
- Made two tackles in the win over Vanderbilt
- Set a career high with three tackles against Georgia
- Came up with one tackle in the Coastal Carolina win
- Saw action in the final 11 games of his freshman season in 2017
- Made two tackles against both Wofford and Clemson with his first career sack coming against the Terriers last season

**JOHNSON'S CAREER STATISTICS**

Year	GP/GS	UT	AT	TT	TFL	QBS	INT	PBU	QBH	FF	FR
2017	11/0	4	1	5	1.0-12	1.0-12	0	0	2	0	0
2018	10/0	8	6	14	1.0-5	1.0-5	0	0	2	0	0
<b>Total</b>	<b>21/0</b>	<b>12</b>	<b>7</b>	<b>19</b>	<b>2.0-17</b>	<b>2.0-17</b>	<b>0</b>	<b>0</b>	<b>4</b>	<b>0</b>	<b>0</b>

**JOHNSON'S SEASON HIGHS**

<b>Tackles</b>	3 • Georgia, 2018 3 • Missouri, 2018
<b>Tackles for Loss</b>	1.0 • Texas A&M, 2018
<b>Sacks</b>	1.0 • Texas A&M, 2018
<b>QB Hurries</b>	1 • Texas A&M, 2018 1 • Ole Miss, 2018

**JOHNSON'S CAREER HIGHS**

<b>Tackles</b>	3 • Georgia, 2018 3 • Missouri, 2018
<b>Tackles for Loss</b>	1.0 • Wofford, 2017 1.0 • Texas A&M, 2018
<b>Sacks</b>	1.0 • Wofford, 2017 1.0 • Texas A&M, 2018
<b>QB Hurries</b>	4 times

**JOHNSON'S 2018 GAME-BY-GAME STATISTICS**

Opp.	GS	UT	AT	TT	TFL	QBS	Misc.
Coastal		0	1	1	--	--	--
Georgia		1	2	3	--	--	--
at Vanderbilt		1	1	2	--	--	--
at Kentucky		0	0	0	--	--	--
Missouri		3	0	3	--	--	--
Texas A&M		1	0	1	1.0-5	1.0-5	1 QBH
Tennessee		1	0	1	--	--	--
at Ole Miss		0	0	0	--	--	1 QBH
at Florida		0	2	2	--	--	--
Chattanooga		1	0	1	--	--	--
at Clemson							
Akron							



**JAVON KINLAW** **3**

DL | 6-6 | 305 | JR | 1L

Charleston, S.C.  
(Goose Creek/Jones C.C.)

**2018 Preseason 3rd Team All-SEC - Athlon Sports**

- SEC Defensive Lineman of the Week - 9/24/18
- Pro Football Focus National Team of the Week - 9/23/18

**CAREER VS. CLEMSON**

- Broke up one pass in 2017

**QUICK HITS**

- Ranks ninth in the SEC with two forced fumbles
- Was active vs. Chattanooga, with 1.0 TFL, a pass breakup and a blocked field goal
- Posted three tackles in the Florida game
- Was a force in the Ole Miss win, with five tackles, 2.0 tackles for loss and a key sack late in the 4th quarter
- Had two tackles, including one for loss, in the Tennessee win, but made his biggest contribution with a key pass deflection on a Volunteer fourth down with the game tied in the fourth quarter
- Posted five tackles and 0.5 tackles for loss against Kentucky
- Was a constant presence in the Vanderbilt win, finishing with five tackles, 2.0 sacks, 3.0 tackles for loss, a pair of forced fumbles and a pair of quarterback hurries
- Made three tackles and logged a hurry in the matchup with Georgia
- Had a big game vs. Coastal Carolina, with five tackles and his first career half-sack

**J. KINLAW'S CAREER STATISTICS**

Year	GP/GS	UT	AT	TT	TFL	QBS	INT	PBU	QBH	FF	FR
2017	13/10	12	8	20	2.0-7	0.0-0	0	3	0	1	2
2018	10/10	20	13	33	9.0-34	3.5-25	0	3	3	2	0
<b>Total</b>	<b>23/20</b>	<b>32</b>	<b>21</b>	<b>53</b>	<b>11.0-41</b>	<b>3.5-25</b>	<b>0</b>	<b>6</b>	<b>3</b>	<b>3</b>	<b>2</b>

**J. KINLAW'S SEASON HIGHS**

<b>Tackles</b>	5 • 4 times
<b>Tackles for Loss</b>	3.0 • Vanderbilt, 2018
<b>Sacks</b>	2.0 • Vanderbilt, 2018
<b>QB Hurries</b>	2 • Vanderbilt, 2018
<b>Pass Breakups</b>	1 • 3 times
<b>Forced Fumbles</b>	2 • Vanderbilt, 2018
<b>Blocked Field Goals</b>	1 • Chattanooga, 2018

**J. KINLAW'S CAREER HIGHS**

<b>Tackles</b>	5 • 4 times
<b>Tackles for Loss</b>	3.0 • Vanderbilt, 2018
<b>Sacks</b>	2.0 • Vanderbilt, 2018
<b>QB Hurries</b>	2 • Vanderbilt, 2018
<b>Pass Breakups</b>	2 • Missouri, 2017
<b>Forced Fumbles</b>	2 • Vanderbilt, 2018
<b>Fumble Recoveries</b>	1 • Georgia, 2017 1 • Michigan, 2017
<b>Blocked Field Goals</b>	1 • Missouri, 2017 1 • Chattanooga, 2018

**J. KINLAW'S 2018 GAME-BY-GAME STATISTICS**

Opp.	GS	UT	AT	TT	TFL	QBS	Misc.
Coastal	*	4	1	5	1.5-3	0.5-2	--
Georgia	*	2	1	3	--	--	1 QBH
at Vanderbilt	*	4	1	5	3.0-21	2.0-18	1 PBU, 2 QBH, 2 FF
at Kentucky	*	2	3	5	0.5-1	--	--
Missouri	*	2	0	2	--	--	--
Texas A&M	*	2	0	2	--	--	--
Tennessee	*	1	1	2	1.0-2	--	1 PBU
at Ole Miss	*	2	3	5	2.0-6	1.0-5	--
at Florida	*	0	3	3	--	--	--
Chattanooga	*	1	0	1	1.0-1	--	1 PBU, 1 BLK
at Clemson							
Akron							





**RICK SANDIDGE** **90**

DL | 6-5 | 285 | FR | HS

Concord, N.C.  
(Concord)

**QUICK HITS**

- Tallied his first-career half-sack in the Ole Miss win, a huge play in the 4th quarter
- Posted a tackle in the Tennessee victory
- Made his biggest contribution of the season to date with three tackles in the Missouri victory
- Had his first career tackle for loss against Georgia
- Logged one tackle in his collegiate debut against Coastal Carolina
- Participated in the Shrine Bowl of the Carolinas
- Rivals ranks him as the second-best defensive tackle in the country, the third-best player in the state and No. 45 nationally
- Considered the sixth-best player in North Carolina, the 14th-best defensive tackle in the country and No. 141 overall by 247Sports composite ranking

**SANDIDGE'S CAREER STATISTICS**

Year	GP/GS	UT	AT	TT	TFL	QBS	INT	PBU	QBH	FF	FR
2018	10/0	3	4	7	1.5-4	0.5-2	0	0	0	0	0

**SANDIDGE'S SEASON HIGHS**

<b>Tackles</b>	3 • Missouri, 2018
<b>Tackles for Loss</b>	1.0 • Georgia, 2018
<b>Sacks</b>	0.5 • Ole Miss, 2018

**SANDIDGE'S CAREER HIGHS**

<b>Tackles</b>	3 • Missouri, 2018
<b>Tackles for Loss</b>	1.0 • Georgia, 2018
<b>Sacks</b>	0.5 • Ole Miss, 2018

**SANDIDGE'S 2018 GAME-BY-GAME STATISTICS**

Opp.	GS	UT	AT	TT	TFL	QBS	Misc.
Coastal		1	0	1	--	--	--
Georgia		1	0	1	1.0-2	--	--
at Vanderbilt		0	0	0	--	--	--
at Kentucky		0	0	0	--	--	--
Missouri		1	2	3	--	--	--
Texas A&M		0	0	0	--	--	--
Tennessee		0	1	1	--	--	--
at Ole Miss		0	1	1	0.5-2	0.5-2	--
at Florida		0	0	0	--	--	--
Chattanooga		0	0	0	--	--	--
at Clemson							
Akron							



**KOBE SMITH** **95**

DL | 6-2 | 295 | JR | 2L

Lawrenceville, Ga.  
(Archer)

- 2017 SEC Academic Honor Roll

**CAREER VS. CLEMSON**

- Came up with two tackles in both 2016 and 2017

**QUICK HITS**

- Got the start against Florida and rang up four tackles plus a QB hurry
- Made five tackles, another new career high, in the win over Ole Miss
- Was a big contributor in the Tennessee win, with three tackles and a hurry
- Set a new career watermark with four tackles in the Texas A&M game
- Marked down for two tackles in the win over Missouri
- Tallied three tackles, then a career high, vs. Kentucky
- Earned his first career start in the Vanderbilt win, responding with a tackle and two quarterback hurries
- Came up with one tackle against both Coastal Carolina and Georgia
- Named the Harold White GPA Award winner for the defense at the 2018 Garnet & Black spring game
- Played in all 13 games as a sophomore in 2017, tallying 13 tackles, 1.5 tackles for loss and a quarterback hurry

**K. SMITH'S CAREER STATISTICS**

Year	GP/GS	UT	AT	TT	TFL	QBS	INT	PBU	QBH	FF	FR
2016	11/0	2	2	4	0.0-0	0.0-0	0	0	0	0	0
2017	13/0	6	7	13	1.5-2	0.0-0	0	0	1	0	0
2018	10/3	12	12	24	0.0-0	0.0-0	0	0	4	0	0
<b>Total</b>	<b>34/3</b>	<b>20</b>	<b>21</b>	<b>41</b>	<b>1.5-2</b>	<b>0.0-0</b>	<b>0</b>	<b>0</b>	<b>5</b>	<b>0</b>	<b>0</b>

**K. SMITH'S SEASON HIGHS**

<b>Tackles</b>	5 • Ole Miss, 2018
<b>QB Hurries</b>	2 • Vanderbilt, 2018

**K. SMITH'S CAREER HIGHS**

<b>Tackles</b>	5 • Ole Miss, 2018
<b>Tackles for Loss</b>	1.0 • Texas A&M, 2017
<b>QB Hurries</b>	2 • Vanderbilt, 2018

**K. SMITH'S 2018 GAME-BY-GAME STATISTICS**

Opp.	GS	UT	AT	TT	TFL	QBS	Misc.
Coastal		1	0	1	--	--	--
Georgia		1	0	1	--	--	--
at Vanderbilt *		0	1	1	--	--	2 QBH
at Kentucky		2	1	3	--	--	--
Missouri		1	1	2	--	--	--
Texas A&M		2	2	4	--	--	--
Tennessee		3	0	3	--	--	1 QBH
at Ole Miss		1	4	5	--	--	--
at Florida *		1	3	4	--	--	1 QBH
Chattanooga *		0	0	0	--	--	--
at Clemson							
Akron							





# AARON STERLING 15

DL | 6-1 | 245 | SO | 1L

Atlanta, Ga.  
(Tucker)



# KEIR THOMAS 5

DL | 6-2 | 276 | JR | 2L

Miami, Fla.  
(Miami Central)

### CAREER VS. CLEMSON

- Made three tackles including a sack in 2017

### QUICK HITS

- Has not played since exiting the Ole Miss game with an injury
- Posted two tackles, a sack and a QB hurry in the Texas A&M game
- Credited with a tackle and a hurry in the victory over Missouri
- Was back in the starting lineup vs. Kentucky, setting a career high with six tackles
- Left a huge impression on the Vanderbilt win, with 2.0 tackles for loss and a key fumble recovery to set up Carolina's third touchdown of the game
- Made his first career start in the Georgia game and logged three tackles
- Tallied one tackle in the win over Coastal Carolina
- Played in all 13 games last season, making 23 stops with 3.0 tackles for loss and a pair of sacks
- Set his season high with four tackles at Georgia and logged sacks against Florida and Clemson

### STERLING'S CAREER STATISTICS

Year	GP/GS	UT	AT	TT	TFL	QBS	INT	PBU	QBH	FF	FR
2017	13/0	12	11	23	3.0-18	2.0-16	0	0	2	0	0
2018	8/4	13	2	15	3.0-13	1.0-10	0	0	3	0	1
<b>Total</b>	<b>21/4</b>	<b>25</b>	<b>13</b>	<b>38</b>	<b>6.0-31</b>	<b>3.0-26</b>	<b>0</b>	<b>0</b>	<b>5</b>	<b>0</b>	<b>1</b>

### STERLING'S SEASON HIGHS

<b>Tackles</b>	6 • Kentucky, 2018
<b>Tackles for Loss</b>	2.0 • Vanderbilt, 2018
<b>Sacks</b>	1.0 • Texas A&M, 2018
<b>QB Hurries</b>	1 • 3 times
<b>Fumble Recoveries</b>	1 • Vanderbilt, 2018

### STERLING'S CAREER HIGHS

<b>Tackles</b>	6 • Kentucky, 2018
<b>Tackles for Loss</b>	2.0 • Vanderbilt, 2018
<b>Sacks</b>	1.0 • Florida, 2017 1.0 • Clemson, 2017 1.0 • Texas A&M, 2018
<b>QB Hurries</b>	1 • 5 times
<b>Fumble Recoveries</b>	1 • Vanderbilt, 2018

### STERLING'S 2018 GAME-BY-GAME STATISTICS

Opp.	GS	UT	AT	TT	TFL	QBS	Misc.
Coastal		1	0	1	--	--	--
Georgia	*	2	1	3	--	--	--
at Vanderbilt		2	0	2	2.0-3	--	1 FR
at Kentucky	*	5	1	6	--	--	1 QBH
Missouri	*	1	0	1	--	--	1 QBH
Texas A&M	*	2	0	2	1.0-10	1.0-10	1 QBH
Tennessee		0	0	0	--	--	--
at Ole Miss		0	0	0	--	--	--
at Florida							DNP
Chattanooga							DNP
at Clemson							
Akron							

### CAREER VS. CLEMSON

- Had a two-tackle day in 2016
- Made three tackles in the 2017 game

### QUICK HITS

- Was a terror in the backfield with a sack and two hurries in the Chattanooga win
- Started at defensive end against Florida and matched a season best with six tackles
- Came up with five tackles in the win over Ole Miss
- Made three tackles in the win over Tennessee in his 20th career start
- Had a big day vs. Texas A&M, with five tackles, 0.5 tackles for loss and a hurry
- Was a constant force in the win over Missouri, with six tackles and a QB hurry
- Tallied five tackles and recorded a tackle for loss for the third-straight game against Kentucky, his 30th-career appearance
- Posted four tackles and 0.5 tackles for loss in the Vanderbilt victory
- Credited with five tackles and a half-sack against Georgia
- Played in all 13 games making 11 starts last season, when he was primarily used at defensive end, but also slid into the interior of the line
- Credited with 38 tackles including 4.5 tackles for loss and a pair of sacks in 2017

### THOMAS' CAREER STATISTICS

Year	GP/GS	UT	AT	TT	TFL	QBS	INT	PBU	QBH	FF	FR
2016	13/2	15	9	24	4.0-15	2.0-7	0	0	1	1	0
2017	13/11	17	21	38	4.5-11	2.0-3	0	0	3	1	0
2018	10/10	21	20	41	3.5-17	1.5-13	0	0	4	0	0
<b>Total</b>	<b>36/23</b>	<b>53</b>	<b>50</b>	<b>103</b>	<b>12.0-43</b>	<b>5.5-23</b>	<b>0</b>	<b>0</b>	<b>8</b>	<b>2</b>	<b>0</b>

### THOMAS' SEASON HIGHS

<b>Tackles</b>	6 • Missouri, 2018 6 • Florida, 2018
<b>Tackles for Loss</b>	1.0 • Kentucky, 2018 1.0 • Chattanooga, 2018
<b>Sacks</b>	1.0 • Chattanooga, 2018
<b>QB Hurries</b>	2 • Chattanooga, 2018

### THOMAS' CAREER HIGHS

<b>Tackles</b>	7 • Georgia, 2017
<b>Tackles for Loss</b>	2.0 • NC State, 2017
<b>Sacks</b>	1.0 • 5 times
<b>QB Hurries</b>	2 • Chattanooga, 2018
<b>Forced Fumbles</b>	1 • UMass, 2016 1 • Tennessee, 2017

### THOMAS' 2018 GAME-BY-GAME STATISTICS

Opp.	GS	UT	AT	TT	TFL	QBS	Misc.
Coastal	*	1	0	1	--	--	--
Georgia	*	2	3	5	0.5-3	0.5-3	--
at Vanderbilt	*	2	2	4	0.5-1	--	--
at Kentucky	*	1	4	5	1.0-2	--	--
Missouri	*	5	1	6	--	--	1 QBH
Texas A&M	*	2	3	5	0.5-1	--	1 QBH
Tennessee	*	2	1	3	--	--	--
at Ole Miss	*	0	5	5	--	--	--
at Florida	*	5	1	6	--	--	--
Chattanooga	*	1	0	1	1.0-10	1.0-10	2 QBH
at Clemson							
Akron							





**M.J. WEBB** **94**

**DL | 6-3 | 288 | FR | RS**

Rutledge, Ga.  
(Morgan County)

• 2017 SEC Academic Honor Roll

**QUICK HITS**

- Saw big snaps in the win over Ole Miss and recorded a quarterback hurry
- Talled his first career tackle in the Coastal Carolina win
- Redshirted in 2017 after enrolling early and going through spring practice
- Named the Georgia 3A Region 8 Player of the Year in 2016
- Considered the 21st-best player in the state, the 12th-best defensive tackle in the country and No. 200 overall by Rivals in 2016

**WEBB'S CAREER STATISTICS**

Year	GP/GS	UT	AT	TT	TFL	QBS	INT	PBU	QBH	FF	FR
2018	6/0	1	0	1	0.0-0	0.0-0	0	0	0	0	0

**WEBB'S SEASON HIGHS**

<b>Tackles</b>	1 • Coastal Carolina, 2018
<b>QB Hurries</b>	1 • Ole Miss, 2018

**WEBB'S CAREER HIGHS**

<b>Tackles</b>	1 • Coastal Carolina, 2018
<b>QB Hurries</b>	1 • Ole Miss, 2018

**WEBB'S 2018 GAME-BY-GAME STATISTICS**

Opp.	GS	UT	AT	TT	TFL	QBS	Misc.
Coastal		1	0	1	--	--	--
Georgia		0	0	0	--	--	--
at Vanderbilt		0	0	0	--	--	--
at Kentucky				DNP			
Missouri		0	0	0	--	--	--
Texas A&M				DNP			
Tennessee				DNP			
at Ole Miss		0	0	0	--	--	1 QBH
at Florida				DNP			
Chattanooga		0	0	0	--	--	--
at Clemson							
Akron							



**D.J. WONNUM** **8**

**DL | 6-5 | 258 | JR | 2L**

Stone Mountain, Ga.  
(Stephenson)

- 2018 Chuck Bednarik Award Watch List
- 2018 Ted Hendricks Award Watch List
- 2018 Preseason 3rd Team All-SEC - Athlon Sports
- 2016 2nd Team Freshman All-SEC - Athlon Sports
- SEC Defensive Lineman of the Week - 10/9/17, 10/16/17, 10/29/18
- 2017 SEC Academic Honor Roll

**CAREER VS. CLEMSON**

- Tallied four tackles in the 2016 game
- Came up with four tackles and two pass breakups in 2017

**QUICK HITS**

- Made four tackles against Florida, his 30th career appearance
- Tallied one tackle and a key fumble recovery in the Ole Miss win
- Returned from a five-game injury absence to have a big day in the Tennessee win, with three tackles and 2.0 sacks, including a sack on UT's final play of the game
- Named SEC Defensive Lineman of the Week for his performance vs. Tennessee
- Made three tackles against Coastal Carolina, including 1.0 for loss, before leaving the game with a sprained ankle
- One of just three sophomores who have been named a permanent team captain in school history
- Ranked eighth in the SEC in tackles for loss in 2017, with 13.0

**D.J. WONNUM'S CAREER STATISTICS**

Year	GP/GS	UT	AT	TT	TFL	QBS	INT	PBU	QBH	FF	FR
2016	13/0	16	16	32	3.5-14	1.5-12	0	0	2	0	0
2017	13/13	32	25	57	13.0-50	6.0-37	0	5	2	0	0
2018	5/5	6	5	11	3.5-10	2.0-5	0	0	1	0	1
<b>Total</b>	<b>31/18</b>	<b>54</b>	<b>46</b>	<b>100</b>	<b>20.0-74</b>	<b>9.5-54</b>	<b>0</b>	<b>5</b>	<b>5</b>	<b>0</b>	<b>1</b>

**D.J. WONNUM'S SEASON HIGHS**

<b>Tackles</b>	4 • Florida, 2018
<b>Tackles for Loss</b>	2.0 • Tennessee, 2018
<b>Sacks</b>	2.0 • Tennessee, 2018
<b>QB Hurries</b>	1 • Ole Miss, 2018
<b>Fumble Recoveries</b>	1 • Ole Miss, 2018

**D.J. WONNUM'S CAREER HIGHS**

<b>Tackles</b>	9 • Georgia, 2017
<b>Tackles for Loss</b>	3.0 • NC State, 2017
<b>Sacks</b>	2.0 • Tennessee, 2017
	2.0 • Tennessee, 2018
<b>QB Hurries</b>	2 • Texas A&M, 2016
<b>Pass Breakups</b>	2 • Arkansas, 2017
	2 • Clemson, 2017
<b>Fumble Recoveries</b>	1 • Ole Miss, 2018
<b>Blocked PATs</b>	1 • Vanderbilt, 2017

**D.J. WONNUM'S 2018 GAME-BY-GAME STATISTICS**

Opp.	GS	UT	AT	TT	TFL	QBS	Misc.
Coastal	*	2	1	3	1.0-3	--	--
Georgia				DNP			
at Vanderbilt				DNP			
at Kentucky				DNP			
Missouri				DNP			
Texas A&M				DNP			
Tennessee	*	3	0	3	2.0-5	2.0-5	--
at Ole Miss	*	0	1	1	0.5-2	--	1 QBH, 1 FR
at Florida	*	1	3	4	--	--	--
Chattanooga	*	0	0	0	--	--	--
at Clemson							
Akron							







# BRYSON ALLEN-WILLIAMS 4

LB | 6-1 | 230 | SR | 3L

Ellenwood, Ga.  
(Cedar Grove)

- 2018 Vice Chair SEC Football Leadership Council
- 2015 SEC Academic Honor Roll

### CAREER VS. CLEMSON

- Tallied three tackles as a true freshman in 2014
- Set a career high with 12 tackles and added an interception in 2016

### QUICK HITS

- Left the Ole Miss game with an injury on the final defensive snap of the game and was later ruled out for the regular season by Coach Muschamp
- Moved into Carolina's career top-10 in tackles for loss in the Ole Miss win
- Made four tackles in the win over Tennessee, his 20th career starting assignment
- Posted seven tackles and 1.5 tackles for loss in the Texas A&M game
- Was huge in the Missouri win, with six tackles and 3.0 tackles for loss
- Led the Gamecocks with seven tackles, including 1.0 TFL, in the Vanderbilt win
- Logged five tackles, including 3.0 for loss, plus a sack in the win over Coastal Carolina

### ALLEN-WILLIAMS' CAREER STATISTICS

Year	GP/GS	UT	AT	TT	TFL	QBS	INT	PBU	QBH	FF	FR
2014	12/2	18	9	27	2.5-12	0.5-3	0	0	5	1	1
2015	12/1	14	9	23	3.5-9	0.0-0	1	0	1	0	0
2016	13/7	46	29	75	8.5-38	2.0-20	2	1	1	1	1
2017*	3/3	5	5	10	3.0-15	2.0-14	1	1	1	0	1
2018	8/8	25	11	36	10.0-39	2.0-10	0	0	5	0	0
<b>Total</b>	<b>48/21</b>	<b>108</b>	<b>63</b>	<b>171</b>	<b>27.5-113</b>	<b>6.5-47</b>	<b>4</b>	<b>2</b>	<b>13</b>	<b>2</b>	<b>3</b>

\* - Granted a redshirt season

### ALLEN-WILLIAMS' SEASON HIGHS

Tackles	7 • twice
Tackles for Loss	3.0 • twice
Sacks	1.0 • twice
QB Hurries	2 • Missouri, 2018

### ALLEN-WILLIAMS' CAREER HIGHS

Tackles	12 • Clemson, 2016
Tackles for Loss	3.0 • Coastal Carolina, 2018
Sacks	3.0 • Missouri, 2018
Sacks	1.0 • 5 times
QB Hurries	2 • twice
Interceptions	1 • 4 times
Pass Breakups	1 • twice
Forced Fumbles	1 • twice
Fumble Recoveries	1 • 3 times

### ALLEN-WILLIAMS' 2018 GAME-BY-GAME STATISTICS

Opp.	GS	UT	AT	TT	TFL	QBS	Misc.
Coastal	*	4	1	5	3.0-10	1.0-7	1 QBH
Georgia	*	0	0	0	--	--	--
at Vanderbilt	*	4	3	7	1.0-1	--	1 QBH
at Kentucky	*	5	0	5	1.0-5	--	--
Missouri	*	6	0	6	3.0-19	1.0-3	2 QBH
Texas A&M	*	4	3	7	1.5-3	--	--
Tennessee	*	2	2	4	--	--	--
at Ole Miss	*	0	2	2	0.5-1	--	1 QBH
at Florida					DNP		
Chattanooga					DNP		
at Clemson							
Akron							

### ALLEN-WILLIAMS IN THE CAROLINA RECORD BOOKS

Category	No.	Rank	Up Next
Tackles for Loss	27.5	10th	9. Roy Hart, 29.0 (1983-86)



# T.J. BRUNSON 6

LB | 6-1 | 240 | JR | 2L

Columbia, S.C.  
(Richland Northeast)

- 2018 Wuerffel Trophy Watch List
- 2018 Preseason 2nd Team All-SEC - Athlon Sports
- 2017 All-Bowl Team - Associated Press

### CAREER VS. CLEMSON

- Made one tackle in 2016
- Tallied five tackles in 2017

### QUICK HITS

- Ranks eighth in the SEC and 65th nationally with 8.3 tackles per game
- Listed 12th in the SEC with 10.0 tackles for loss
- Posted another monster day vs. Florida, with 16 tackles, 3.0 tackles for loss, 2.0 sacks and a forced fumble
- Tallied a huge day vs. Ole Miss, with 15 tackles, 3.5 tackles for loss and 1.5 sacks
- Had a huge game with 14 tackles in the victory over Tennessee
- Logged five tackles against Texas A&M, his 30th career collegiate game
- Came up with seven tackles and a quarterback hurry in the Missouri victory
- Led the Gamecocks with eight tackles against Kentucky
- Was a captain for the Vanderbilt game and made four tackles
- Finished the Georgia game with five tackles and a half-sack
- Led the Gamecocks with six tackles in the victory over Coastal Carolina
- Ranked second on the team with 88 tackles last season
- Led the SEC and ranked fourth nationally with three fumble recoveries in 2017

### BRUNSON'S CAREER STATISTICS

Year	GP/GS	UT	AT	TT	TFL	QBS	INT	PBU	QBH	FF	FR
2016	11/0	8	4	12	0.0-0	0.0-0	0	0	1	0	0
2017	13/13	53	35	88	4.5-23	2.0-16	0	0	2	0	3
2018	10/10	48	35	83	10.0-39	4.0-27	0	1	3	1	0
<b>Total</b>	<b>34/23</b>	<b>109</b>	<b>74</b>	<b>183</b>	<b>14.5-62</b>	<b>6.0-43</b>	<b>0</b>	<b>1</b>	<b>6</b>	<b>1</b>	<b>3</b>

### BRUNSON'S SEASON HIGHS

Tackles	16 • Florida, 2018
Tackles for Loss	3.5 • Ole Miss, 2018
Sacks	2.0 • Florida, 2018
QB Hurries	1 • 3 times
Pass Breakups	1 • Kentucky, 2018
Forced Fumbles	1 • Florida, 2018

### BRUNSON'S CAREER HIGHS

Tackles	16 • NC State, 2017
Tackles for Loss	16 • Florida, 2018
Sacks	2.0 • Michigan, 2017
Sacks	2.0 • Florida, 2018
QB Hurries	1 • 6 times
Pass Breakups	1 • Kentucky, 2018
Forced Fumbles	1 • Florida, 2018
Fumble Recoveries	2 • Arkansas, 2017

### BRUNSON'S 2018 GAME-BY-GAME STATISTICS

Opp.	GS	UT	AT	TT	TFL	QBS	Misc.
Coastal	*	6	0	6	--	--	--
Georgia	*	4	1	5	0.5-3	0.5-3	--
at Vanderbilt	*	3	1	4	1.0-2	--	--
at Kentucky	*	3	5	8	2.0-4	--	1 PBU
Missouri	*	7	0	7	--	--	1 QBH
Texas A&M	*	3	2	5	--	--	--
Tennessee	*	7	7	14	--	--	1 QBH
at Ole Miss	*	4	11	15	3.5-14	1.5-10	1 QBH
at Florida	*	8	8	16	3.0-16	2.0-14	1 FF
Chattanooga	*	3	0	3	--	--	--
at Clemson							
Akron							





# SHERROD GREENE 44

LB | 6-1 | 228 | SO | 1L

Rocky Mount, N.C.  
(Rocky Mount)

### CAREER VS. CLEMSON

- Made five tackles in 2017

### QUICK HITS

- Posted four tackles including a half-tackle for loss in the Chattanooga win
- Had another six-tackle day vs. Florida
- Made six tackles and 0.5 tackles for loss in the Ole Miss win
- Collected eight tackles in the win over Tennessee
- Had his best day as a Gamecock against Texas A&M, with a team-best 12 tackles, 1.0 tackle for loss and one pass breakup
- Made the biggest play of his Gamecock career in the Missouri win, intercepting a screen pass attempt and racing 12 yards for a third-quarter touchdown
- Added four tackles in the victory over Mizzou
- Made five tackles in the Vanderbilt win and four stops against Kentucky
- Set a then-career high with six tackles against Georgia
- Earned the opening day start against Coastal Carolina and made one tackle
- Collected 22 tackles including 18 solo stops as a true freshman, when he played in 10 games before missing three of the final five contests with injuries

### GREENE'S CAREER STATISTICS

Year	GP/GS	UT	AT	TT	TFL	QBS	INT	PBU	QBH	FF	FR
2017	10/2	18	4	22	0.0-0	0.0-0	0	0	0	0	0
2018	10/10	26	30	56	2.0-4	0.0-0	1	1	0	0	0
<b>Total</b>	<b>20/12</b>	<b>44</b>	<b>34</b>	<b>78</b>	<b>2.0-4</b>	<b>0.0-0</b>	<b>1</b>	<b>1</b>	<b>0</b>	<b>0</b>	<b>0</b>

### GREENE'S SEASON HIGHS

<b>Tackles</b>	12 • Texas A&M, 2018
<b>Tackles for Loss</b>	1.0 • Texas A&M, 2018
<b>Interceptions</b>	1 • Missouri, 2018
<b>Pass Breakups</b>	1 • Texas A&M, 2018

### GREENE'S CAREER HIGHS

<b>Tackles</b>	12 • Texas A&M, 2018
<b>Tackles for Loss</b>	1.0 • Texas A&M, 2018
<b>Interceptions</b>	1 • Missouri, 2018
<b>Pass Breakups</b>	1 • Texas A&M, 2018

### GREENE'S 2018 GAME-BY-GAME STATISTICS

Opp.	GS	UT	AT	TT	TFL	QBS	Misc.
Coastal	*	1	0	1	--	--	--
Georgia	*	2	4	6	--	--	--
at Vanderbilt	*	3	2	5	--	--	--
at Kentucky	*	1	3	4	--	--	--
Missouri	*	2	2	4	--	--	1 INT, 1 TD
Texas A&M	*	10	2	12	1.0-2	--	1 PBU
Tennessee	*	3	5	8	--	--	--
at Ole Miss	*	1	5	6	0.5-1	--	--
at Florida	*	1	5	6	--	--	--
Chattanooga	*	2	2	4	0.5-1	--	--
at Clemson							
Akron							



# ROSENDO LOUIS JR. 42

LB | 6-2 | 240 | FR | HS

Deerfield Beach, Fla.  
(Deerfield Beach)

### QUICK HITS

- Made one tackle in the win over Ole Miss
- Saw big snaps against Missouri after missing the previous two games and finished with one tackle
- Logged three tackles in the Georgia game
- Made a fumble recovery and added two tackles in his collegiate debut, a win over Coastal Carolina
- Listed as the 22nd-ranked inside linebacker prospect in the nation by 247's composite rankings, and the No. 72 player from Florida for the class of 2018
- Rated as the No. 19 inside linebacker prospect by Rivals

### LOUIS' CAREER STATISTICS

Year	GP/GS	UT	AT	TT	TFL	QBS	INT	PBU	QBH	FF	FR
2018	5/0	4	3	7	0.0-0	0.0-0	0	0	0	0	1

### LOUIS' SEASON HIGHS

<b>Tackles</b>	3 • Georgia, 2018
<b>Fumble Recoveries</b>	1 • Coastal Carolina, 2018

### LOUIS' CAREER HIGHS

<b>Tackles</b>	3 • Georgia, 2018
<b>Fumble Recoveries</b>	1 • Coastal Carolina, 2018

### LOUIS' 2018 GAME-BY-GAME STATISTICS

Opp.	GS	UT	AT	TT	TFL	QBS	Misc.
Coastal		1	1	2	--	--	1 FR
Georgia		3	0	3	--	--	--
at Vanderbilt				DNP			
at Kentucky				DNP			
Missouri		0	1	1	--	--	--
Texas A&M				DNP			
Tennessee				DNP			
at Ole Miss		0	1	1	--	--	--
at Florida				DNP			
Chattanooga		0	0	0	--	--	--
at Clemson							
Akron							





**DAMANI STALEY** **30**

LB | 6-0 | 225 | SO | 1L

Columbia, S.C.  
(Ridge View)

**QUICK HITS**

- Created first his collegiate turnover in the Chattanooga win as he recovered a fumble
- Made the biggest impact of his collegiate career to date with five tackles in the Ole Miss victory and finished with five more tackles in the Florida game
- Talled one tackle in the Missouri victory
- Made one tackle in the Georgia game, his first stop against an SEC opponent
- Logged one tackle against Coastal Carolina, his first-career stop

**STALEY'S CAREER STATISTICS**

Year	GP/GS	UT	AT	TT	TFL	QBS	INT	PBU	QBH	FF	FR
2017	6/0	0	0	0	0.0-0	0.0-0	0	0	0	0	0
2018	10/0	5	9	14	0.0-0	0.0-0	0	0	0	0	1
<b>Total</b>	<b>16/0</b>	<b>5</b>	<b>9</b>	<b>14</b>	<b>0.0-0</b>	<b>0.0-0</b>	<b>0</b>	<b>0</b>	<b>0</b>	<b>0</b>	<b>0</b>

**STALEY'S SEASON HIGHS**

<b>Tackles</b>	5 • Ole Miss, 2018 5 • Florida, 2018
<b>Fumble Recoveries</b>	1 • Chattanooga, 2018

**STALEY'S CAREER HIGHS**

<b>Tackles</b>	5 • Ole Miss, 2018 5 • Florida, 2018
<b>Fumble Recoveries</b>	1 • Chattanooga, 2018

**STALEY'S 2018 GAME-BY-GAME STATISTICS**

Opp.	GS	UT	AT	TT	TFL	QBS	Misc.
Coastal		0	1	1	--	--	--
Georgia		1	0	1	--	--	--
at Vanderbilt		0	0	0	--	--	--
at Kentucky		0	0	0	--	--	--
Missouri		1	0	1	--	--	--
Texas A&M		0	0	0	--	--	--
Tennessee		0	0	0	--	--	--
at Ole Miss		1	4	5	--	--	--
at Florida		1	4	5	--	--	--
Chattanooga		1	0	1	--	--	1 FR
at Clemson							
Akron							



**JAYLIN DICKERSON** **26**

DB | 6-1 | 191 | FR | RS

Southern Pines, N.C.  
(Pinecrest)

**QUICK HITS**

- Missed the Chattanooga game after taking an injury against Florida
- Was a key contributor in the Florida game, tallying six tackles before leaving with a leg injury
- Saw by far the biggest snaps of his Gamecock career in the Ole Miss win, playing most of the second half and making four tackles
- Logged his first career tackle, in kickoff coverage, against Texas A&M
- Made his collegiate debut in the win over Coastal Carolina and has seen action in every game
- Was expected to play a significant role in 2017 before an August shoulder injury required surgery and forced him to miss the season
- Did not participate in 2018 spring drills while recovering from his injury
- Rated the 27th-best player in the state of North Carolina and the 55th-best safety in the country by Rivals in 2016
- Ranked as the 37th-best player in North Carolina and the 93rd-best safety in the nation by 247Sports in 2016

**DICKERSON'S CAREER STATISTICS**

Year	GP/GS	UT	AT	TT	TFL	QBS	INT	PBU	QBH	FF	FR
2018	9/0	7	4	11	0.0-0	0.0-0	0	0	0	0	0

**DICKERSON'S SEASON HIGHS**

<b>Tackles</b>	6 • Florida, 2018
----------------	-------------------

**DICKERSON'S CAREER HIGHS**

<b>Tackles</b>	6 • Florida, 2018
----------------	-------------------

**DICKERSON'S 2018 GAME-BY-GAME STATISTICS**

Opp.	GS	UT	AT	TT	TFL	QBS	Misc.
Coastal		0	0	0	--	--	--
Georgia		0	0	0	--	--	--
at Vanderbilt		0	0	0	--	--	--
at Kentucky		0	0	0	--	--	--
Missouri		0	0	0	--	--	--
Texas A&M		1	0	1	--	--	--
Tennessee		0	0	0	--	--	--
at Ole Miss		3	1	4	--	--	--
at Florida		3	3	6	--	--	--
Chattanooga							DNP
at Clemson							
Akron							





# RASHAD FENTON 16

DB | 5-11 | 188 | SR | 3L

Miami, Fla.  
(Miami Carol City)

• 2018 Preseason 4th Team All-SEC - Athlon Sports

### CAREER VS. CLEMSON

- Returned four kickoffs for 88 yards in 2015
- Made six tackles in 2016
- Made four tackles and returned three kickoffs for 58 yards in 2017

### QUICK HITS

- Listed third in the SEC and 31st nationally with three interceptions
- Made three tackles and added a pass breakup in the Chattanooga game
- Had two tackles and a pass breakup against Florida
- Made four tackles and a pass breakup in the Ole Miss win
- Posted one tackle in the Tennessee victory
- Tallied three tackles and two pass breakups against Texas A&M
- Made three tackles in the Missouri victory, his 40th appearance as a Gamecock
- Came through with an interception for the third-straight game with 4th-quarter pick against Kentucky
- Also made three tackles, including a tackle for loss against the Wildcats
- Tallied an interception against Vandy before leaving in the first half with an injury
- Made his 20th start vs. Georgia, recording four tackles with an interception

### FENTON'S CAREER STATISTICS

#### –Defense–

Year	GP/GS	UT	AT	TT	TFL	QBS	INT	PBU	QBH	FF	FR
2015	10/0	2	0	2	0.0-0	0.0-0	0	0	0	0	0
2016	12/7	26	12	38	1.5-7	0.5-4	1	5	0	1	0
2017	13/11	42	6	48	1.0-1	0.0-0	1	8	1	0	1
2018	10/9	18	8	26	2.5-5	0.0-0	3	5	0	0	0
<b>Total</b>	<b>45/27</b>	<b>88</b>	<b>26</b>	<b>114</b>	<b>5.0-13</b>	<b>0.5-4</b>	<b>5</b>	<b>18</b>	<b>1</b>	<b>1</b>	<b>1</b>

#### –Kick Returns–

Year	GP/GS	No.	Yds	Avg	TD	Long
2015	10/0	14	365	26.1	1	96
2016	12/7	2	72	36.0	0	50
2017	13/11	10	209	20.9	0	31
2018	9/8	0	0	--	0	--
<b>Total</b>	<b>44/26</b>	<b>26</b>	<b>646</b>	<b>24.8</b>	<b>1</b>	<b>96</b>

### FENTON'S SEASON HIGHS

<b>Tackles</b>	4 • Georgia, 2018 4 • Ole Miss, 2018
<b>Tackles for Loss</b>	1.0 • Georgia, 2018 1.0 • Kentucky, 2018
<b>Interceptions</b>	1 • Georgia, 2018 1 • Vanderbilt, 2018 1 • Kentucky, 2018
<b>Pass Breakups</b>	2 • Texas A&M, 2018

### FENTON'S CAREER HIGHS

<b>Tackles</b>	7 • Texas A&M, 2017 7 • Georgia, 2017
<b>Tackles for Loss</b>	1.0 • 4 times
<b>Sacks</b>	0.5 • Tennessee, 2016
<b>Interceptions</b>	1 • 5 times
<b>Pass Breakups</b>	4 • Vanderbilt, 2017
<b>Forced Fumbles</b>	1 • Vanderbilt, 2016
<b>Fumble Recoveries</b>	1 • NC State, 2017
<b>Kick Return Yards</b>	118 • LSU, 2015
<b>Long Kick Return</b>	96 • LSU, 2015

### FENTON'S 2018 GAME-BY-GAME STATISTICS

Opp.	GS	UT	AT	TT	TFL	QBS	Misc.
Coastal	*	1	0	1	--	--	--
Georgia	*	2	2	4	1.0-1	--	1 INT
at Vanderbilt	*	2	0	2	--	--	1 INT
at Kentucky	*	3	0	3	1.0-3	--	1 INT
Missouri	*	3	0	3	--	--	--
Texas A&M	*	3	0	3	--	--	2 PBU
Tennessee		1	0	1	--	--	--
at Ole Miss	*	1	3	4	--	--	1 PBU
at Florida	*	1	1	2	--	--	1 PBU
Chattanooga	*	1	2	3	0.5-1	--	1 PBU
at Clemson							
Akron							

### FENTON IN THE CAROLINA RECORD BOOKS

#### Single-Game

Category	No. (Game)	Rank
Long Kick Return	96 (LSU, 2015)	10th

#### Career

Category	No.	Rank	Up Next
Kick Return Avg.	24.8	2nd	1. Deebo Samuel, 29.6 (2015-Pres.)
Pass Breakups	18	--	9. Andre Goodman, 20 (1998-01) 9. Darian Stewart, 20 (2006-09)







# NICK HARVEY 1

DB | 5-10 | 190 | SR | TR

Lancaster, Texas  
(Richmond Travis/Texas A&M)

**QUICK HITS**

- Has missed the last five games; was announced by Coach Muschamp on Nov. 13 that he plans to pursue an NCAA waiver to play a sixth season due to injury
- Had his first tackle for loss as a Gamecock in the Kentucky game
- Logged two tackles in the Vanderbilt win, his 40th career collegiate game
- Was suspended for the first half of the Georgia game and did not appear in the second half
- Made three tackles vs. Coastal Carolina in his Gamecock debut but was ejected for targeting in the fourth quarter
- Joined the Gamecocks as a graduate transfer from Texas A&M and is eligible to play his final season of college football in 2018
- Redshirted in 2017 but started 12 games at cornerback in 2016, leading the Aggies with 10 pass breakups
- Returned a punt for a touchdown in Texas A&M's 2016 win over Prairie View

**HARVEY'S CAREER STATISTICS**

Year	GP/GS	UT	AT	TT	TFL	QBS	INT	PBU	QBH	FF	FR
<b>-Defense-</b>											
2014*	13/1	10	4	14	1.0-3	0.0-0	0	0	0	0	0
2015*	13/0	19	10	29	2.0-2	0.0-0	0	4	0	0	0
2016*	12/12	46	20	66	1.5-1	0.0-0	1	10	0	0	1
2017	DNP - Redshirt										
2018	4/0	6	0	6	1.0-1	0.0-0	0	0	0	0	0
<b>Total</b>	<b>42/13</b>	<b>81</b>	<b>34</b>	<b>115</b>	<b>5.5-7</b>	<b>0.0-0</b>	<b>1</b>	<b>14</b>	<b>0</b>	<b>0</b>	<b>1</b>

**-Punt Returns-**

Year	GP/GS	No.	Yds	Avg	TD	Long
2014*	13/1	4	62	15.5	0	30
2015*	13/0	1	2	2.0	0	2
2016*	12/12	1	73	73.0	1	73
2017	DNP - Redshirt					
2018	4/0	0	0	--	0	--
<b>Total</b>	<b>42/13</b>	<b>6</b>	<b>137</b>	<b>22.8</b>	<b>1</b>	<b>73</b>

\* - at Texas A&M

**HARVEY'S SEASON HIGHS**

<b>Tackles</b>	3 • Coastal Carolina, 2018
<b>Tackles for Loss</b>	1.0 • Kentucky, 2018

**HARVEY'S CAREER HIGHS**

<b>Tackles</b>	11 • UCLA, 2016
<b>Tackles for Loss</b>	1.5 • UCLA, 2016
<b>Interceptions</b>	1 • Mississippi State, 2016
<b>Pass Breakups</b>	2 • Arkansas, 2016 2 • Tennessee, 2016 2 • New Mexico State, 2016
<b>Fumble Recoveries</b>	1 • Prairie View, 2016

**HARVEY'S 2018 GAME-BY-GAME STATISTICS**

Opp.	GS	UT	AT	TT	TFL	QBS	Misc.
Coastal		3	0	3	--	--	--
Georgia		DNP					
at Vanderbilt		2	0	2	--	--	--
at Kentucky		1	0	1	1.0-1	--	--
Missouri		0	0	0	--	--	--
Texas A&M		DNP					
Tennessee		DNP					
at Ole Miss		DNP					
at Florida		DNP					
Chattanooga		DNP					
at Clemson		DNP					
Akron		DNP					



# JAYCEE HORN 7

DB | 6-1 | 195 | FR | HS

Alpharetta, Ga.  
(Alpharetta)

**• 2018 Midseason True Freshman All-American Team (247Sports)**

**QUICK HITS**

- Left the Chattanooga game early with an injury
- Credited with three tackles vs. Florida
- Posted five tackles and two pass breakups in the win over Ole Miss
- Tallied four tackles, 1.0 tackle for loss and a pass breakup vs. Tennessee
- Led the secondary with seven tackles, a season-best, against Texas A&M
- Had a huge day vs. Missouri, with three tackles and four pass breakups
- Came up with four tackles and a pass breakup in the Vanderbilt triumph and four more stops against Kentucky
- Made five tackles, including one for loss, in his SEC debut against Georgia
- Started at nickel in the victory over Coastal Carolina, becoming just the seventh Gamecock true freshman to start the opener since 2009
- Collected three tackles and a sack in the win over the Chanticleers
- Selected as an Under Armour All-American and attended The Opening Finals camp
- Listed as the No. 22 cornerback prospect in the country, and 247's national composite rankings put him as the No. 206 overall recruit for the class of 2018
- Rivals ranks him as the 23rd-best player in Georgia, the 20th-best cornerback in the country and No. 189 overall

**HORN'S CAREER STATISTICS**

Year	GP/GS	UT	AT	TT	TFL	QBS	INT	PBU	QBH	FF	FR
2018	10/9	27	12	39	3.0-11	1.0-7	0	8	0	0	0

**HORN'S SEASON HIGHS**

<b>Tackles</b>	7 • Texas A&M, 2018
<b>Tackles for Loss</b>	1.0 • Coastal Carolina, 2018 1.0 • Georgia, 2018 1.0 • Tennessee, 2018
<b>Sacks</b>	1.0 • Coastal Carolina, 2018
<b>Pass Breakups</b>	4 • Missouri, 2018

**HORN'S CAREER HIGHS**

<b>Tackles</b>	7 • Texas A&M, 2018
<b>Tackles for Loss</b>	1.0 • Coastal Carolina, 2018 1.0 • Georgia, 2018 1.0 • Tennessee, 2018
<b>Sacks</b>	1.0 • Coastal Carolina, 2018
<b>Pass Breakups</b>	4 • Missouri, 2018

**HORN'S 2018 GAME-BY-GAME STATISTICS**

Opp.	GS	UT	AT	TT	TFL	QBS	Misc.
Coastal	*	2	1	3	1.0-7	1.0-7	--
Georgia	*	5	0	5	1.0-3	--	--
at Vanderbilt		3	1	4	--	--	1 PBU
at Kentucky	*	2	2	4	--	--	--
Missouri	*	2	1	3	--	--	4 PBU
Texas A&M	*	6	1	7	--	--	--
Tennessee	*	2	2	4	1.0-1	--	1 PBU
at Ole Miss	*	3	2	5	--	--	2 PBU
at Florida	*	1	2	3	--	--	--
Chattanooga	*	1	0	1	--	--	--
at Clemson		DNP					
Akron		DNP					





**J.T. IBE**

**29**

**DB | 5-10 | 191 | SR | TR**

Mansfield, Texas  
(Mansfield/Rice)

• 2015, 2016, 2017 Conference USA Commissioner's Honor Roll

**QUICK HITS**

- Has not played since suffering a knee injury in the Kentucky game
- Made his 30th start as a collegian in the Kentucky game but left with an apparent leg injury and did not play in the second half
- Tallied three tackles in the Vanderbilt win
- Came up with five tackles in his SEC debut, against Georgia
- Started his Gamecock debut, a win over Coastal Carolina, and made the first tackle of the game for Carolina
- Played in 32 games over three years with Rice, including 26 starting nods, before joining the Gamecocks as a graduate transfer

**IBE'S CAREER STATISTICS**

Year	GP/GS	UT	AT	TT	TFL	QBS	INT	PBU	QBH	FF	FR
2015*	12/9	28	9	37	2.5-9	0.0-0	0	1	0	0	0
2016*	10/7	32	10	42	1.5-3	0.0-0	0	4	0	1	1
2017*	10/10	32	10	42	1.0-1	0.0-0	0	3	0	1	1
2018	4/4	8	1	9	0.0-0	0.0-0	0	0	0	0	0
<b>Total</b>	<b>36/30</b>	<b>100</b>	<b>30</b>	<b>130</b>	<b>5.0-13</b>	<b>0.0-0</b>	<b>0</b>	<b>8</b>	<b>0</b>	<b>2</b>	<b>2</b>

\* - at Rice

**IBE'S SEASON HIGHS**

**Tackles** 5 • Georgia, 2018

**IBE'S CAREER HIGHS**

<b>Tackles</b>	13 • Pittsburgh, 2017
<b>Tackles for Loss</b>	1.0 • 4 times
<b>Pass Breakups</b>	2 • Baylor, 2016
<b>Forced Fumbles</b>	1 • Pittsburgh, 2017 1 • Southern Miss, 2016
<b>Fumble Recoveries</b>	1 • Pittsburgh, 2017 1 • Southern Miss, 2016

**IBE'S 2018 GAME-BY-GAME STATISTICS**

Opp.	GS	UT	AT	TT	TFL	QBS	Misc.
Coastal	*	1	0	1	--	--	--
Georgia	*	4	1	5	--	--	--
at Vanderbilt	*	3	0	3	--	--	--
at Kentucky	*	0	0	0	--	--	--
Missouri				DNP			
Texas A&M				DNP			
Tennessee				DNP			
at Ole Miss				DNP			
at Florida				DNP			
Chattanooga				DNP			
at Clemson							
Akron							



**STEVEN MONTAG**

**22**

**DB | 5-10 | 186 | SR | 2L**

Covington, Ga.  
(Newton/Coffeyville C.C.)

**CAREER VS. CLEMSON**

- Tallied seven tackles in 2016
- Recorded six tackles, including 1.0 for loss, and an interception in 2017

**QUICK HITS**

- Ranked 20th in the SEC with 6.6 tackles per game
- Missed the Chattanooga game with various injuries
- Tallied double-digit tackles for a second-straight week with 11 vs. Florida
- Had a career day against Ole Miss, with a dozen tackles, including 1.0 for loss
- Logged three tackles against Tennessee
- Posted four tackles and a pass breakup against Texas A&M
- Led Carolina's defense with nine tackles, including 1.0 TFL, against Missouri
- Recorded seven tackles against Kentucky
- Patrolled the skies well in the Vanderbilt win, with five tackles and a career-best three pass breakups
- Paced the Gamecocks with seven tackles in the Georgia game
- Started a season-opener for the first time as a Gamecock and made his first career half-sack in the win over Coastal Carolina
- Was hampered by a foot injury for the first four games of 2017 but recovered to lead the team with three interceptions

**MONTAG'S CAREER STATISTICS**

Year	GP/GS	UT	AT	TT	TFL	QBS	INT	PBU	QBH	FF	FR
2016	11/6	23	16	39	0.5-1	0.0-0	0	3	0	2	1
2017	10/2	14	5	19	1.0-8	0.0-0	3	2	1	1	0
2018	9/9	36	23	59	2.5-6	0.5-3	0	5	0	0	0
<b>Total</b>	<b>30/17</b>	<b>73</b>	<b>44</b>	<b>117</b>	<b>4.0-15</b>	<b>0.5-3</b>	<b>3</b>	<b>10</b>	<b>1</b>	<b>3</b>	<b>1</b>

**MONTAG'S SEASON HIGHS**

<b>Tackles</b>	12 • Ole Miss, 2018
<b>Tackles for Loss</b>	1.0 • Missouri, 2018 1.0 • Ole Miss, 2018
<b>Sacks</b>	0.5 • Coastal Carolina, 2018
<b>Pass Breakups</b>	3 • Vanderbilt, 2018

**MONTAG'S CAREER HIGHS**

<b>Tackles</b>	12 • Ole Miss, 2018
<b>Tackles for Loss</b>	1.0 • Clemson, 2017 1.0 • Missouri, 2018 1.0 • Ole Miss, 2018
<b>Sacks</b>	0.5 • Coastal Carolina, 2018
<b>Interceptions</b>	1 • Vanderbilt, 2017 1 • Clemson, 2017 1 • Michigan, 2017
<b>Pass Breakups</b>	3 • Vanderbilt, 2018
<b>QB Hurries</b>	1 • Michigan, 2017
<b>Forced Fumbles</b>	1 • Missouri, 2016 1 • USEF, 2016 1 • Georgia, 2017
<b>Fumble Recoveries</b>	1 • USEF, 2016

**MONTAG'S 2018 GAME-BY-GAME STATISTICS**

Opp.	GS	UT	AT	TT	TFL	QBS	Misc.
Coastal	*	0	1	1	0.5-3	0.5-3	--
Georgia	*	4	3	7	--	--	--
at Vanderbilt	*	3	2	5	--	--	3 PBU
at Kentucky	*	4	3	7	--	--	--
Missouri	*	9	0	9	1.0-2	--	1 PBU
Texas A&M	*	3	1	4	--	--	1 PBU
Tennessee	*	3	0	3	--	--	--
at Ole Miss	*	8	4	12	1.0-1	--	--
at Florida	*	2	9	11	--	--	--
Chattanooga				DNP			
at Clemson							
Akron							





**ISRAEL MUKUAMU** **24**

DB | 6-4 | 200 | FR | HS

Bossier City, La.  
(Parkway)

**QUICK HITS**

- Reeled in his first-career interception in the Chattanooga win
- Tallied his first three collegiate tackles in the Georgia game
- Made his collegiate debut in the win over Coastal Carolina
- Rivals ranked him as the 19th-best player in the state of Louisiana and the 35th-best safety in the country

**MUKUAMU'S CAREER STATISTICS**

Year	GP/GS	UT	AT	TT	TFL	QBS	INT	PBU	QBH	FF	FR
2018	9/0	2	1	3	0.0-0	0.0-0	0	0	0	0	0

**MUKUAMU'S SEASON HIGHS**

<b>Tackles</b>	3 • Georgia, 2018
<b>Interceptions</b>	1 • Chattanooga, 2018

**MUKUAMU'S CAREER HIGHS**

<b>Tackles</b>	3 • Georgia, 2018
<b>Interceptions</b>	1 • Chattanooga, 2018

**MUKUAMU'S 2018 GAME-BY-GAME STATISTICS**

Opp.	GS	UT	AT	TT	TFL	QBS	Misc.
Coastal		0	0	0	--	--	--
Georgia		2	1	3	--	--	--
at Vanderbilt		0	0	0	--	--	--
at Kentucky		0	0	0	--	--	--
Missouri		0	0	0	--	--	--
Texas A&M		0	0	0	--	--	--
Tennessee		0	0	0	--	--	--
at Ole Miss		0	0	0	--	--	--
at Florida		0	0	0	--	--	--
Chattanooga		1	0	1	--	--	1 INT
at Clemson							
Akron							



**KEISEAN NIXON** **9**

DB | 5-10 | 193 | SR | 1L

Compton, Calif.  
(Salesian/Arizona Western)

**CAREER VS. CLEMSON**

- Intercepted a pass in 2017, setting up Carolina's first score of the game

**QUICK HITS**

- Broke up a pair of passes in the win over Chattanooga
- Logged nine tackles in the Florida game
- Filled the stat sheet in the Ole Miss win, with 13 tackles, 0.5 tackles for loss and a pass breakup
- Tallied four tackles in consecutive games against Texas A&M and Tennessee
- Recorded three tackles and a pass breakup against Missouri
- Led the Gamecocks and tallied a new career high with eight tackles at Kentucky; also finished with his first career tackle for loss
- Made four tackles and swatted down two passes in the Vanderbilt
- Set a then-career high with five tackles against Georgia
- Earned the opening day start against Coastal Carolina and made two tackles
- Was responsible for three turnovers despite limited playing time in 2017, including an interception returned for a touchdown against Arkansas
- Played for rapper Snoop Dogg in the Snoop Youth Football League, a Pop Warner-age conference in California

**NIXON'S CAREER STATISTICS**

**-Defense-**

Year	GP/GS	UT	AT	TT	TFL	QBS	INT	PBU	QBH	FF	FR
2017	12/1	7	1	8	0.0-0	0.0-0	2	0	0	0	1
2018	10/9	35	18	53	1.5-2	0.0-0	0	8	0	0	0
<b>Total</b>	<b>22/10</b>	<b>42</b>	<b>19</b>	<b>61</b>	<b>1.5-2</b>	<b>0.0-0</b>	<b>2</b>	<b>8</b>	<b>0</b>	<b>0</b>	<b>1</b>

**-Kick Returns-**

Year	GP/GS	No.	Yds	Avg	TD	Long
2017	12/1	0	0	--	0	--
2018	10/9	3	45	15.0	0	19
<b>Total</b>	<b>22/10</b>	<b>3</b>	<b>45</b>	<b>15.0</b>	<b>0</b>	<b>19</b>

**NIXON'S SEASON HIGHS**

<b>Tackles</b>	13 • Ole Miss, 2018
<b>Tackles for Loss</b>	1.0 • Kentucky, 2018
<b>Pass Breakups</b>	2 • Vanderbilt, 2018 2 • Chattanooga, 2018
<b>Kick Return Yards</b>	34 • Missouri, 2018
<b>Long Kick Return</b>	19 • Missouri, 2018

**NIXON'S CAREER HIGHS**

<b>Tackles</b>	13 • Ole Miss, 2018
<b>Tackles for Loss</b>	1.0 • Kentucky, 2018
<b>Interceptions</b>	1 • Arkansas, 2017 1 • Clemson, 2017
<b>Pass Breakups</b>	2 • Vanderbilt, 2018 2 • Chattanooga, 2018
<b>Fumble Recoveries</b>	1 • Texas A&M, 2017
<b>Kick Return Yards</b>	34 • Missouri, 2018
<b>Long Kick Return</b>	19 • Missouri, 2018

**NIXON'S 2018 GAME-BY-GAME STATISTICS**

Opp.	GS	UT	AT	TT	TFL	QBS	Misc.
Coastal	*	2	0	2	--	--	--
Georgia	*	5	0	5	--	--	--
at Vanderbilt	*	3	1	4	--	--	2 PBU
at Kentucky	*	5	3	8	1.0-1	--	1 PBU
Missouri	*	3	0	3	--	--	1 PBU
Texas A&M	*	4	0	4	--	--	1 PBU
Tennessee	*	2	2	4	--	--	--
at Ole Miss	*	7	6	13	0.5-1	--	1 PBU
at Florida	*	3	6	9	--	--	--
Chattanooga	*	1	0	1	--	--	2 PBU
at Clemson							
Akron							





**R.J. RODERICK** **10**

**DB | 6-0 | 207 | FR | HS**

Summerville, S.C.  
(Cane Bay)

**QUICK HITS**

- Made four tackles in a starting assignment vs. Chattanooga
- Got his first career starting nod at Florida and recorded nine tackles
- Battled through injury to set a career high with 13 tackles in the Ole Miss win, the most stops by a Gamecock freshman in a game since 1981
- Logged five tackles in the win over Tennessee as his role continues to increase
- Played a season-high 32 snaps against Texas A&M, making one tackle
- Made a key tackle in kickoff coverage late in the victory over Missouri
- Marked down for two tackles in his college debut, a victory over Coastal Carolina, and added two more tackles in the Georgia game
- Was an option quarterback at Cane Bay HS, scoring 10 touchdowns in only six games as a senior
- Selected to the Shrine Bowl of the Carolinas
- Ranked No. 21 among the Palmetto state's recruits for 2018, and is the 95th-ranked safety in the nation according to 247's composite rankings
- Rivals ranked him as the 18th-best player in the state of South Carolina

**RODERICK'S CAREER STATISTICS**

Year	GP/GS	UT	AT	TT	TFL	QBS	INT	PBU	QBH	FF	FR
2018	10/2	22	15	37	0.0-0	0.0-0	0	0	0	0	0

**RODERICK'S SEASON HIGHS**

**Tackles** 13 • Ole Miss, 2018

**RODERICK'S CAREER HIGHS**

**Tackles** 13 • Ole Miss, 2018

**RODERICK'S 2018 GAME-BY-GAME STATISTICS**

Opp.	GS	UT	AT	TT	TFL	QBS	Misc.
Coastal		1	1	2	--	--	--
Georgia		2	0	2	--	--	--
at Vanderbilt		0	0	0	--	--	--
at Kentucky		0	0	0	--	--	--
Missouri		1	0	1	--	--	--
Texas A&M		1	0	1	--	--	--
Tennessee		4	1	5	--	--	--
at Ole Miss		3	10	13	--	--	--
at Florida *		6	3	9	--	--	--
Chattanooga *		4	0	4	--	--	--
at Clemson							
Akron							



**BEN ASBURY** **45**

**LS | 6-0 | 199 | SR | 1L**

Atlanta, Ga.  
(Holy Innocents/Berry College)

- 2017 SEC Academic Honor Roll

**QUICK HITS**

- Serves as Carolina's primary long snapper
- Missed spring drills in 2018 after undergoing offseason knee surgery
- Played three games as a tight end in 2014 as a true freshman at Berry College in Rome, Ga.

**ASBURY'S CAREER STATISTICS**

Year	GP	UT	AT	TT	TFL	QBS	INT	PBU	QBH	FF	FR
2017	13	0	0	0	0.0-0	0.0-0	0	0	0	0	0
2018	10	0	0	0	0.0-0	0.0-0	0	0	0	0	0
<b>Total</b>	<b>23</b>	<b>0</b>	<b>0</b>	<b>0</b>	<b>0.0-0</b>	<b>0.0-0</b>	<b>0</b>	<b>0</b>	<b>0</b>	<b>0</b>	<b>0</b>



**DANNY GORDON** **17**

**QB | 6-0 | 211 | SR | 1L**

Worthington, Ohio.  
(Worthington/Miami (Ohio))

- 2017 SEC Academic Honor Roll

**QUICK HITS**

- Serves as Carolina's primary holder on field goal and point after attempts
- Transferred to Carolina from Miami (Ohio), where he was a walk-on member of the football program in 2014.







**JOSEPH CHARLTON** **20**

P | 6-5 | 188 | JR | 1L

Columbia, S.C.  
(A.C. Flora)

- Ray Guy National Punter of the Week - 10/17/18
- 2018 Preseason 2nd Team All-SEC - Athlon Sports
- 2018 Preseason 2nd Team All-SEC - SEC Media
- 2018 Ray Guy Award Watch List
- 2017 SEC Academic Honor Roll

**CAREER VS. CLEMSON**

• Punted seven times for an average of 52.7 yards per punt, including a 64-yard effort, in the 2017 game

**QUICK HITS**

- Averaging 45.5 yards per punt, third in the SEC and 10th nationally
- Enters the Clemson game with a school-record 44.2-yard career punting average
- Averaged 46.0 yards on two punts vs. Chattanooga, placing both inside the 10
- Punted four times for a 43.5-yard average against Florida
- Launched four punts in the Ole Miss win, averaging 46.2 yards per effort
- Averaged 50.0 yards on two punts in the Tennessee win
- Was named the Ray Guy Award National Punter of the Week for his performance against Texas A&M, when he averaged 50.7 yards per punt, including a 61-yarder, on six punts
- Punted four times for a 40.8 average in the Missouri win
- Launched a 66-yard punt against Kentucky and averaged 51.7 yards on the day
- Punted five times against Georgia, including three fair catches and a long of 53
- Earned preseason All-SEC honors prior to the start of the 2018 season
- Ranked sixth in the SEC and 30th in the nation in punting, averaging 43.5 yards per punt last season
- Booted a 73-yard punt against Mizzou last season, the longest by a Gamecock since Marty Simpson had a 79-yard effort in 1992

**CHARLTON'S CAREER STATISTICS**

Year	GP	No.	Yards	Avg.	Long	TB	FC	I20	50+
2017	13	55	2,390	43.5	73	4	13	15	17
2018	10	34	1,548	45.5	66	1	21	11	11
<b>Total</b>	<b>23</b>	<b>89</b>	<b>3,938</b>	<b>44.2</b>	<b>73</b>	<b>5</b>	<b>34</b>	<b>26</b>	<b>28</b>

**CHARLTON'S SEASON HIGHS**

<b>Punts</b>	6 • Texas A&M, 2018
<b>Long Punt</b>	66 • Kentucky, 2018
<b>Punting Average</b>	51.7 • Kentucky, 2018

**CHARLTON'S CAREER HIGHS**

<b>Punts</b>	8 • Michigan, 2017
<b>Long Punt</b>	73 • Missouri, 2017
<b>Punting Average</b>	52.7 • Clemson, 2017

**CHARLTON'S 2018 GAME-BY-GAME STATISTICS**

Opp.	Punts	Yards	Avg.	Long	TB	FC	I20
Coastal	1	46	46.0	46	0	1	0
Georgia	5	204	40.8	53	0	3	1
at Vanderbilt	3	125	41.7	54	0	3	2
at Kentucky	3	155	51.7	66	1	1	0
Missouri	4	163	40.8	48	0	3	1
Texas A&M	6	304	50.7	61	0	4	3
Tennessee	2	100	50.0	55	0	1	0
at Ole Miss	4	185	46.2	57	0	1	1
at Florida	4	174	43.5	47	0	2	1
Chattanooga	2	92	46.0	50	0	2	2
at Clemson							
Akron							

**CHARLTON IN THE CAROLINA RECORD BOOKS**

Career Category	No.	Rank	Up Next
Punting Avg. (Min. 75 Att)	44.2	School Record	--



**WILL TOMMIE** **48**

PK | 5-10 | 167 | JR | TR

Greenwood, S.C.  
(Emerald/Tusculum)

**QUICK HITS**

- Has handled kickoff duties for five games this year
- Has 25 touchbacks on 30 kickoffs this season
- Connected on 18-of-29 field goal attempts and 52-of-59 PATs during his two seasons with Tusculum (Tenn.) College
- Was a first-team All-South Atlantic Conference selection in 2015
- Went through spring drills with the Gamecocks

**TOMMIE'S CAREER STATISTICS**

**–Placekicking–**

Year	GP	FG-A	Pct	Long	PAT-A	Pts.
2015*	11	11-14	.786	46	33-38	66
2016*	11	7-15	.467	46	19-20	40
2017					DNP - Redshirt	
2018	5	0-0	--	--	0-0	0
<b>Total</b>	<b>27</b>	<b>18-29</b>	<b>.621</b>	<b>46</b>	<b>52-58</b>	<b>106</b>

**–Field Goals–**

Year	M-A	Pct	01-19	20-29	30-39	40-49	50+	Lg	Blk
2015*	11-14	.786	0-0	6-7	4-6	1-1	0-0	46	0
2016*	7-15	.467	1-1	2-3	1-2	3-7	0-2	46	0
2017									
2018	0-0	--	--	--	--	--	--	--	--
<b>Total</b>	<b>18-29</b>	<b>.621</b>	<b>1-1</b>	<b>8-10</b>	<b>5-8</b>	<b>4-8</b>	<b>0-2</b>	<b>46</b>	<b>0</b>

\* - at Tusculum

**TOMMIE'S SEASON HIGHS**

<b>Points</b>	---
<b>Extra Points Made</b>	---
<b>Field Goals Made</b>	---
<b>Field Goals Attempted</b>	---
<b>Long Field Goal</b>	---

**TOMMIE'S CAREER HIGHS**

<b>Points</b>	11 • Virginia-Wise, 2015 11 • Carson-Newman, 2016
<b>Extra Points Made</b>	6 • Limestone, 2015
<b>Field Goals Made</b>	3 • Carson-Newman, 2016
<b>Field Goals Attempted</b>	6 • Virginia-Wise, 2016
<b>Long Field Goal</b>	46 • Catawba, 2015 46 • Carson-Newman, 2016

**TOMMIE'S 2018 GAME-BY-GAME STATISTICS**

Opp.	FGM-A	1-19	20-29	30-39	40-49	50+	Lg	Blk
Coastal	--	--	--	--	--	--	--	--
Georgia				DNP				
at Vanderbilt				DNP				
at Kentucky				DNP				
Missouri				DNP				
Texas A&M				DNP				
Tennessee	--	--	--	--	--	--	--	--
at Ole Miss	--	--	--	--	--	--	--	--
at Florida	--	--	--	--	--	--	--	--
Chattanooga	--	--	--	--	--	--	--	--
at Clemson								
Akron								





# PARKER WHITE

43

PK | 6-5 | 200 | SO | 1L

Mount Pleasant, S.C.  
(Wando)

### CAREER VS. CLEMSON

- Connected on his lone field goal attempt of the 2017 game, a 40-yard effort

### QUICK HITS

- Listed third in the SEC and 12th nationally with a 86.7 percent field goal percentage
- Ranks 10th in the conference with 7.5 points per game
- Knocked through a 34-yard field goal in the Florida game
- Connected on 20- and 23-yard field goals in the Ole Miss victory
- Was 2-for-2 on field goals in the Tennessee win, hitting from 19 and 25 yards
- Had his best day as a Gamecock in the Missouri win, battling tough conditions to connect from 42, 42 and 33 yards out without a miss
- Drilled the game-winning 33-yard field goal against Mizzou with :02 left
- Connected from 29 yards out but missed from 38 against Kentucky
- Hit field goals of 33, 35 and 36 yards in the Vanderbilt win
- Connected from 26 yards out in the Georgia game
- Owns 47n touchbacks on 68 career kickoffs, including a 3-for-3 mark in 2018
- Joined the Gamecocks as a walk-on in January of 2017 as assumed the team's place-kicking duties in the fourth game of the season, against Louisiana Tech

### WHITE'S CAREER STATISTICS

#### –Placekicking–

Year	GP	FG-A	Pct	Long	PAT-A	Pts.
2017	13	14-25	.560	47	26-26	68
2018	10	13-15	.867	42	36-37	75
<b>Total</b>	<b>23</b>	<b>27-40</b>	<b>.675</b>	<b>47</b>	<b>62-63</b>	<b>143</b>

#### –Field Goals–

Year	M-A	Pct	01-19	20-29	30-39	40-49	50+	Lg	Blk
2017	14-25	.560	0-0	6-6	4-5	4-12	0-2	47	0
2018	13-15	.867	1-1	5-5	5-6	2-3	0-0	42	0
<b>Total</b>	<b>27-40</b>	<b>.675</b>	<b>1-1</b>	<b>11-11</b>	<b>9-11</b>	<b>6-15</b>	<b>0-2</b>	<b>47</b>	<b>0</b>

### WHITE'S SEASON HIGHS

Points	13 • Vanderbilt, 2018 13 • Missouri, 2018
Extra Points Made	7 • Coastal Carolina, 2018
Field Goals Made	3 • Vanderbilt, 2018 3 • Missouri, 2018
Field Goals Attempted	3 • Vanderbilt, 2018 3 • Missouri, 2018
Long Field Goal	42 • Missouri, 2018

### WHITE'S CAREER HIGHS

Points	13 • Vanderbilt, 2018 13 • Missouri, 2018
Extra Points Made	7 • Coastal Carolina, 2018
Field Goals Made	3 • 3 times
Field Goals Attempted	4 • Arkansas, 2017
Longest Field Goal	47 • Tennessee, 2017

### WHITE'S 2018 GAME-BY-GAME STATISTICS

Opp.	FGM-A	1-19	20-29	30-39	40-49	50+	Lg	Blk
Coastal	--	--	--	--	--	--	--	--
Georgia	1-1	--	1-1	--	--	--	26	--
at Vanderbilt	3-3	--	--	3-3	--	--	36	--
at Kentucky	1-2	--	1-1	0-1	--	--	29	--
Missouri	3-3	--	--	1-1	2-2	--	42	--
Texas A&M	--	--	--	--	--	--	--	--
Tennessee	2-2	1-1	1-1	--	--	--	25	--
at Ole Miss	2-2	--	2-2	--	--	--	23	--
at Florida	1-1	--	--	1-1	--	--	34	--
Chattanooga	0-1	--	--	--	0-1	--	--	--
at Clemson								
Akron								

