

# LESSON



## “Now I See!”

**SERVICE** We serve God when we care for others.

### References

John 9:1-38; *The Desire of Ages*, pp. 470-475.

### Memory Verse

“One thing I do know. I was blind but now I see!” (John 9:25, NIV).

### Objectives

#### The children will:

**Know** that talking about the good things Jesus does for us helps other people to love Him too.

**Feel** thankful that Jesus gives us so many blessings.

**Respond** by telling others about all the good things Jesus does for them.

### The Message



We serve God when we tell others what He has done for us.

## Getting Ready to Teach

### The Bible Lesson at a Glance

Jesus heals a man who has been blind all his life. Now the man can see for the first time. He is so happy that he tells everyone what Jesus has done for him. Even when people tell him to be quiet, he keeps telling them about Jesus. He tells his neighbors, and some of them take him to the Jewish rulers, who don't want to believe Jesus can heal. His par-

ents are questioned and are afraid. But the man tells everyone Jesus healed him.

### ***This is a lesson about service.***

God has done so many wonderful things for us that we often want to share that good news with others. Telling others about the good things God has done for us is one way we serve Him and help others learn about Him.

# FOUR

<b>Program Outline</b>			
LESSON SECTION	MINUTES	ACTIVITIES	MATERIALS NEEDED
<b>Welcome</b>	ongoing	Greet students at door; hear pleased/troubled	none
<b>1 Readiness Options</b>	up to 10	A. <i>Prayer Request Box</i> B. <i>Pass It On</i>	paper circles, pencils, colored pencils or markers, crayons none
<b>* Prayer and Praise*</b>	up to 10	See page 43. <b>*Prayer and Praise</b> may be used at any time during the program.	
<b>2 Bible Lesson</b>	up to 20	Experiencing the Story	Bible-times costumes, props (see activity)
		Bible Study	Bible, <i>Little Voices Praise Him</i>
		Memory Verse	Bible
<b>3 Applying the Lesson</b>	up to 15	<i>Sharing Tag Game</i>	none
<b>4 Sharing the Lesson</b>	up to 15	<i>Draw It!</i>	copies of paper candle (see page 140); crayons, colored pencils, or markers

## Teacher Enrichment

"The great work wrought for their son [the blind man] had brought conviction to the parents, yet they answered, 'We know that this is our son, and that he was born blind: but by what means he now seeth, we know not.' . . .

"The blind man was filled with joy and gratitude; he beheld the wondrous

things of nature, and was filled with delight at the beauty of earth and sky. He freely related his experience" (*The Desire of Ages*, pp. 472, 473).

## Room Decorations

Display pictures of children helping people, such as helping someone across the road, helping around the house, etc.

# Teaching the Lesson

## Welcome

Welcome students at the door. Ask how their week has been—what they are pleased/troubled about. Encourage them to share any experiences from last week's lesson study. Have them begin the readiness activity of your choice.



## Readiness Activities

Select the activity most appropriate for your situation.

### A. Prayer Request Box

Continue activity from last week. Provide paper circles, four to five inches (10 to 12 centimeters) in diameter.

Say: **Draw a picture on your circle of someone who needs help or someone you want to tell about Jesus. An adult helper will write your name on the back and also the name of the person you want to pray for. Then fold your pictures and put them in our prayer request box.**

#### You Need:

- paper circles
- pencils
- colored pencils or markers
- crayons

#### Debriefing

Ask: **Who wants to tell us about the person for whom you want us to pray today?** Allow time. **This week we are going to talk about serving Jesus when we tell others about all He has done for us. Our message today is:**



We serve God when we tell others what He has done for us.

**Say that with me.**

### B. Pass It On

Have the children sit or stand in a circle so they are close enough to speak quietly to the person beside them. Join the circle and say: **We're going to play "Pass It On." When the person on one side of you tells you something, you are to turn to the person on the other side of you and tell them the same thing. When everyone in the circle has heard the message, we will stop.**

Begin by turning to the child on your right and saying quietly, **"Jesus is my friend. He helps me."** Assist as needed to keep the message moving.

#### Debriefing

Allow response time as you ask: **What did you say to each other? Did everyone in our circle hear the message? Why?** (Because we told it to

each other.) **How did you feel about telling someone that Jesus is your friend? Was it easy or hard? Who could you tell how He helps you? What else might you tell them about Jesus? Today we will learn about a man who told others how Jesus helped him. And that's what our message for today says:**



We serve God when we tell others what He has done for us.

**Say that with me.**

## PRAYER AND PRAISE



### Fellowship

Report the students' joys and sorrows (pleased and troubled) as reported to you at the door (as appropriate). Allow time for sharing experiences from last week's lesson study and review the memory verse. Acknowledge any birthdays, special events, or achievements. Give a special warm greeting to all visitors.

### Suggested Songs (for the whole month)

"Prayer Song" (*Little Voices Praise Him*, no. 19)

"I Talk to Jesus" (*Little Voices Praise Him*, no. 228)

"A Little Talk With Jesus" (*Little Voices Praise Him*, no. 227)

"Let's Give the Lord Our Praise" (*Little Voices Praise Him*, no. 219)

"He's Able" (*Little Voices Praise Him*, no. 93)

### Mission

Read or tell a story from *Children's Mission*.

### Offering

**Let's sing our offering song "Giving" (*Little Voices Praise Him*, no. 285) as we put our money in the \_\_\_\_\_.**

**We serve God when we give Him our offering so others can learn about Him too. Today our offering is for \_\_\_\_\_.**

### Prayer

Say: **(Child's name), please go to the Prayer Request Box and pick out one of the circles.** (Read the prayer request and pray for that person/thing.) Say (have children repeat after you): **Dear Jesus, we pray for (name of person). Thank You, Jesus, for helping people. Amen.**

\*Prayer and Praise may be used at any time during the program.

2

**Bible Lesson**

**Experiencing the Story**

**You Need:**

- Bible-times costumes
- walking stick or cane
- blue paper/plastic for pool (optional)
- chairs, table for home (optional)
- podium or "altar" for synagogue (optional)

**Setting the scene:** Clear a large space so there's room for everyone to take part. One corner of the room will be the street where the blind man begged, one will be the Pool of Siloam, one will be the synagogue, and the other the blind man's home. [Optional: Something to designate the areas (blue paper/plastic on the floor for the pool, some chairs and a table for the home, a backdrop for the synagogue).]

**Props:** simple costumes for the main characters and a stick or cane for the blind man.

**Characters in order of appearance:** blind man, Jesus, blind man's friend, neighbors, Jewish rulers, blind man's parents.

Everyone may be included either as neighbors or Jewish rulers. Ask the children to listen to what you are reading and do the actions as you describe them. You may have an adult lead them. Have adult helpers play the part of Jesus, the blind man, the blind man's parents, and the Jewish leaders.

**Narrator:** One day Jesus saw a young man who had been born blind. He sat by the road, begging people to give him a little money. Jesus felt sorry for him. So Jesus spat on the ground, made a little mud with the spit, and put the mud on the man's eyes.

**Jesus: Go and wash in the Pool of Siloam.**

**Narrator:** So the man went and washed. As soon as the mud was rinsed from his eyes, he could see!

**Blind man: I can see! I can see!**

**Narrator:** He was so happy! He told everyone he met what had happened to him. His family was so surprised when he came home

and was able to see. He was like a different person. In fact, the neighbors weren't even sure it was the same man.

**Neighbor 1: Isn't this the same man who used to sit and beg?**

**Neighbor 2: Yes, that's him.**

**Neighbor 3: No, he only looks like him.**

**Blind man: I am the man who was blind. The man they call Jesus made some mud and put it on my eyes. He told me to go to the pool at Siloam and wash. So I went and washed, and then I could see. I can see you! I can see the trees and the birds! It is wonderful that Jesus healed me!**

**Narrator:** The neighbors took the man who had been blind by the arm and marched him off to the Jewish rulers. But the Jewish rulers didn't want to believe that Jesus had made him see. And they didn't want anyone else saying that Jesus had made him see. So they sent for his parents.

**Jewish Leader 1 to parents: Is this your son? Is this the one you say was born blind? How is it that he can see?**

**Narrator:** This man's parents were afraid of the Jewish rulers and they didn't want to answer. But they had to say something.

**Parents: Yes, he is our son. We know he was born blind. But how he can see now, or who opened his eyes, we don't know. Ask him. He will speak for himself.**

**Narrator:** But this young man was not afraid of the Jewish rulers. He was thankful that Jesus had done something good for him, and he wouldn't keep quiet.

**Blind man: Yes, I have been blind all**


**my life—until today. The man they call Jesus made some mud and put it on my eyes. Then He told me to go to the pool at Siloam and wash. So I went there and washed, and then I could see.**

*Narrator:* The Jewish leaders chased the man out of the synagogue. One of the neighbors went to Jesus and told Him what had happened. When Jesus heard, He went to find the man. When Jesus had found the man, He asked, "Do you believe in the Son of man?" The man asked, "Who is he?" Jesus told him that He was the Son of man. That He was the one who had healed him. Then the man responded, "Lord, I believe," and he knelt before Jesus and worshipped Him.

*Blind man:* **Thank You, Jesus, for healing me. I'll never forget this day!**

**Debriefing**

Allow response time as you ask: **In this story, who went out and told people what Jesus had done? What did Jesus do for him? How do you think the man felt? What did the man say to people? Did he say how sad he was? Did he say how happy he was? Has Jesus done something for you? How would you feel about telling others about it? Remember,**

 We serve God when we tell others what He has done for us.

**Bible Study**

**You Need:**


- Bible
- Little Voices Praise Him*

Sing "The Bible Is God's Word to Me" (*Little Voices Praise Him*, no. 52) or "The Bible" (*Little Voices Praise Him*, no. 53).

Open your Bible to John 9 and point to verses 1 through 38 and say: **This is where our story is found in God's Word, the Bible.** Read aloud verses 1 and 6-11.

**Debriefing**

Ask: **What was wrong with the man in this Bible story?** (He was blind.) **How long had he been blind?** (All his life; he had been born blind.) **What did Jesus do?** (He made mud, put it on the man's eyes, and sent him to wash in the Pool of Siloam.) **What happened then?** (The man washed his eyes and he could see.) **How do you think the man felt then? What did he do?** (He told others.) **Do you want to tell others about Jesus too? Remember our message? Let's say it together.**

 We serve God when we tell others what He has done for us.







**Memory Verse**

Open your Bible to John 9:25 and point to the verse. Say: **This is where our memory verse is found in God's Word, the Bible.**

Read the text aloud, then use the following to teach the verse.

**You Need:**

- Bible

- |                        |                                  |   |
|------------------------|----------------------------------|---|
| <b>"One thing</b>      | Point up.                        |  |
| <b>I</b>               | Point to self.                   |  |
| <b>do know.</b>        | Tap forehead.                    |  |
| <b>I was blind</b>     | Cover eyes with hands.           |  |
| <b>but now I see!"</b> | Both hands raised high; look up. |  |
| <b>John 9:25</b>       | Palms together; then open.       |  |

Repeat in a rhythmic manner several times until children know the verse.

## 3

**Applying the Lesson****Sharing Tag Game**

Say: **I will choose one child to be "It." The rest of us will sit on the floor.** Join the children and sit on the floor together.

Say: **Now, (name of child), you go and tell one other child something that Jesus has done for you this week. Then that child can stand up.** Child does this. Now there are two children standing up.

Say: **Now you two children each go and tell another child who is sitting down about something Jesus has done for you. Then they can stand up.** Children do this. Now four children are standing.


Say: **We will play the game until all the children are standing up.** Continue to play until all children are standing.

**Debriefing**

Say: **You may sit down now. What happened as we played the game?** Ask as many similar questions as necessary to elicit the answer: The more children who shared what Jesus had done for them, the more children got to stand up and share.

Say: **Isn't it wonderful that the more we tell others about what Jesus has done for us, the more people there will be who can stand up for Jesus? Remember,**

---



We serve God when we tell others what He has done for us.

---

**Say that with me.**

## 4

## Sharing the Lesson

**Draw It!****You Need:**

- copies of paper candle (see page 140)
- crayons, colored pencils, or markers

Say: **Jesus has done many things for us, and we can tell others about these things. What is something that Jesus has done for you or your family this week?** (helped them not to be afraid of the dark, helped them to find some-


thing they lost, etc.)

Say: **Each of you will get a paper candle. On the candle, draw a picture that shows something Jesus has done for you this week. It should be something that you can tell to someone else.** Distribute the supplies and allow time to finish the drawing.

**Let's sing "This Little Light of Mine" while we work.** (See *Little Voices Praise Him*, no. 313.)

**Debriefing**

Say: **I see that you have drawn some interesting things that Jesus has helped you do this week. Who would like to share your drawing with us?** (Encourage children to share their drawings.) Say: **You have all drawn lovely pictures about what Jesus has done for you this week. Take these home with you. Show them to someone and tell them about your drawing so they will know that Jesus has helped you. Remember:**

 We serve God when we tell others what He has done for us.

**Let's say that together again.**

**Closing**

Sing "Good-bye to You" (*Little Voices Praise Him*, no. 45).

Pray and have children repeat after each phrase: **Thank You, Jesus, for all the good things You do for us. Help us to tell others all about You. Amen.**



STUDENT LESSON

# “Now I See!”

**References**

John 9:1-38;  
*The Desire of Ages*,  
 pp. 470-475

**Memory Verse**

“One thing I do know. I was blind but now I see!”  
 (John 9:25, NIV).

**The Message**

We serve God when we tell others what He has done for us.

*When something wonderful happens to you, whom do you tell about it? A long time ago something wonderful happened to a blind man. Whom do you think he told?*

One day Jesus saw a young man who had been born blind. The young man sat by the road, begging people to give him a little money. But Jesus didn't give him any money. He gave him something much better!

Jesus spit on the ground, made a little mud with the spit, and put the mud on the man's eyes. “Go wash in the Pool of Siloam,” Jesus told the man.

So the blind man went to the pool and washed. An amazing thing happened! As soon as the mud was rinsed from his eyes, he could see! Imagine how happy he was! And imagine how surprised his family was when he came home. He was like a different person. In fact, his neighbors weren't even sure it was the same man. “Isn't this the same man who used to sit and beg?” they asked.

“Yes, that's him,” some said.

“No, he only looks like him,” others said.

This young man couldn't wait to tell them what Jesus had done for him. “Yes! I was blind,” he said. “I was born blind and could never see—until today. The man they call Jesus made some mud and put it on my eyes. He told me to go to Siloam and wash. So I went to the pool and washed the mud off—then I could see!”

Some neighbors took the man who

had been blind to the Jewish rulers. But the Jewish rulers didn't want to believe that Jesus had made him see. And they didn't want anyone else saying that Jesus had made him see. So they sent for his parents.


“Is this your son?” they asked. “Is this the one you say was born blind? How is it that now he can see?”

This man's parents were afraid of the Jewish rulers, and they didn't want to answer. “He is our son,” they said, “and we know he was born blind. But how he can see now, or who opened his eyes, we don't know. Ask him. He will speak for himself.”

The young man was not afraid of the Jewish rulers. He was thankful that Jesus had done something good for him, and he wouldn't keep quiet. He told the

rulers about the mud, and how he had washed it off in the Pool of Siloam. Then they chased him out of the synagogue!

When Jesus heard about that, He went to find the man. When Jesus had found the man, He asked, “Do you believe in the Son of man?” The man asked, “Who is he?” Jesus told him that He was the Son of man. That He was the one who had healed him. Then the man responded, “Lord, I believe,” and he knelt before Jesus and worshipped Him. And he would never stop telling people about the wonderful thing Jesus had done for him.



# Do and Say

## Sabbath

Each day this week read the lesson story and use the following to review the memory verse

**“One thing** . . . . . Point index finger up.

**I** . . . . . Point to self.

**do know.** . . . . . Tap forehead.


**I was blind** . . . . . Cover eyes with hands.

**but now I see!”** . . . . . Both hands raised up high and look up.

**John 9:25** . . . . . Palms together; then open as if opening a book.

## Wednesday

Help your child pretend to be blind by closing their eyes. Give them an object to feel and guess what it is, or lead them from one room to another. Have them tell how it felt to be “blind.” Sing the song from Monday’s activity. Thank Jesus for eyes that can see.



## Sunday

Help your child “read” the pictures in the Bible Study Guide. Thank Jesus for teaching us how to tell others about all He has done for us.

## Monday

Sing these words to the tune of “Three Blind Mice”:

“One blind man, one blind man,  
He couldn’t see, he couldn’t see.  
Then Jesus came and opened his eyes,  
He saw new things, what a big surprise!  
He shared the news of Jesus’ love!  
One happy man, one happy man.”

## Thursday

Get a paper plate. With many colors of crayons, completely color the plate. Then with a black crayon, color over the other colors. Take a spoon and use the end to draw a happy face. What happened? (The colors under the black show through.) The black represents the man when



he was blind, and the happy face tells how the blind man felt when he could see.

## Tuesday

Help your child “read” the pictures in the lesson story, then find pictures in old magazines that show ways to help others. Cut them out and paste them on a piece of paper to make a collage.

## Friday

Role-play the lesson story with your family. Take turns being the blind man. Then sing the song from Monday’s activity. Thank Jesus that you can see.