

OCIE

Sierra Army Depot



Your Tactical Tailor

Field Pack, LG

8465-01-523-6276

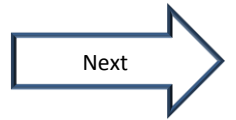
LIN: F59856

CLICK LINKS TO VIEW

Quantity		
<u>Included</u>	<u>NSN</u>	
1 -	8465-01-524-5285	Rucksack Large Field (4180)
2 -	8465-01-524-7226	Sustainment Pouch (4280)
1 -	8465-01-524-7232	Molded Waist Belt (4225)
1 -	8465-01-524-7240	Enhanced Frame Shoulder (4219)
2 -	8465-01-524-7241	Load Lifter Attachment (4224)
2 -	8465-01-524-8415	Buckle, Male Shoulder (4221)
1 -	8465-01-524-8368	Frame (1603)



8465-01-524-5285



Large Field Rucksack



Back to Menu

8465-01-524-7226

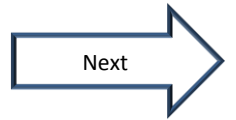
Next

Sustainment Pouch





8465-01-524-7232

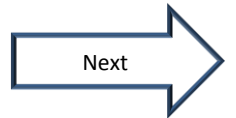


Molded Waist Belt





8465-01-524-7240

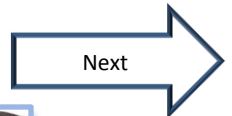


Enhanced Frame Shoulder





8465-01-524-8368



Frame

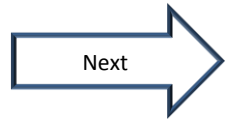


8465-01-524-7241
**Load Lifter
Attachment**





8465-01-524-7241



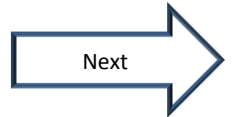
Load Lifter Attachment

LIN: DA657W





8465-01-524-8415



Buckle, Male Shoulder



8465-01-523-6276

- **Product Description**

The MOLLE Large Ruck has a capacity of 4000 cubic inches. The side sustainment pouches can hold 500 cubic inches each.

- The MOLLE Assault Pack and Waist Pack ("Butt Pack") are not included as components of the rucksack, but can be attached to it if desired, during extended-duration operations.
- The rucksack's main body has a zippered internal load divider, and openings at the top and bottom ends, to allow a sleeping bag (or other gear) to be loaded and unloaded independently without the need for an external "sleeping bag carrier."
- The top flap of the Large Ruck is a mesh pocket for small reference and information materials. It is secured with a hook and loop closure.
- The Large Ruck has two large, removable Sustainment Pouches which attach to the side of the ruck using the same interlocking attachment system as the FLC pockets. These Sustainment Pouches each contain two D-rings on the sides, which allow them to be carried by a "General Purpose Sling" for alternate uses.
- The Sustainment Pouches can also be added to the side of the smaller MOLLE Assault Pack to add 1000 cubic inches (2 x 500) to its capacity. All of the large pouches of the MOLLE system have D-rings on the sides to allow the item to be slung with a GP sling.

The MOLLE Rucksack has 5 major components:

- [Plastic Molded Frame](#), 1 each
- [Large Rucksack Body](#) (fabric body), 1 each
- [Sustainment Pouch](#), 2 each
- [Shoulder Straps](#), 2 each
- [Molded Waist Belt](#), 1 each

*E-Tool Case is an optional Accessory that is not part of the Complete Molle Rucksack.

