

# OFFICIAL RULES FOR ALL BRC COMPETITIONS

Including 2016 Area Competitions for the following Championships:

Novice Winter Championships  
Intermediate Winter Championships  
Festival of the Horse  
Horse Trials Championships  
National Championships  
Dressage to Music & Quadrille

Recommended for use at affiliated club events

## LIFE VICE PRESIDENTS

David Briggs  
Peter Felgate  
John Holt  
Grizel Sackville Hamilton  
Tony Vaughan-France

**It is the responsibility of competitors, team managers, stewards and officials to ensure they are fully conversant with these rules.**

The following abbreviations are used in this Rule Book:

<b>BRC:</b> British Riding Clubs	<b>BHS:</b> British Horse Society
<b>BD:</b> British Dressage	<b>EI:</b> Eventing Ireland
<b>BE:</b> British Eventing	<b>BS:</b> British Show Jumping
<b>DI:</b> Dressage Ireland	<b>SJAI:</b> Show jumping Association of Ireland
<b>BEF:</b> British Equestrian Federation	<b>FEI:</b> Fédération Equestre Internationale

**Effective from 1 January 2016**

© British Riding Clubs  
Issued by BRC

# CONTENTS

<b>SECTION G:</b>	<b>GENERAL RULES</b> .....	3
<b>SECTION C:</b>	<b>CODES OF CONDUCT</b> .....	23
<b>SECTION D:</b>	<b>DRESSAGE</b>	
	<b>D1:</b> Dressage .....	25
	<b>D2:</b> Team of Six Dressage .....	30
	<b>D3:</b> Team of Four Dressage .....	31
	<b>D4:</b> Riding Tests .....	32
	<b>D5:</b> Dressage to Music .....	33
	<b>Q1:</b> Quadrille .....	35
<b>SECTION SJ:</b>	<b>SHOW JUMPING</b>	
	<b>SJ1:</b> Show Jumping .....	38
	<b>SJ2:</b> Style Jumping .....	48
<b>SECTION HT:</b>	<b>HORSE TRIALS</b> .....	51
<b>SECTION CH:</b>	<b>CHALLENGE</b> .....	61
<b>SECTION CT:</b>	<b>COMBINED TRAINING</b> .....	66
<b>APPENDICES:</b>	Appendix 1 – Tests and Fees for 2016 .....	69
	Appendix 2 & 3 – Eligibility of Horse and Rider .....	72
	Appendix 4 – Dress Guidelines .....	75
	Appendix 5 – Tack and Equipment .....	78
	Appendix 6 – Tack Summary .....	83
	Appendix 7 – Permitted Bits .....	84
	Appendix 8 – Courses, Speeds & Distances .....	88
	Appendix 9 – Maximum Competitors .....	90
	Appendix 10 – Awards & Numbers to Qualify .....	91
	Appendix 11 – Overall awards .....	93
	Appendix 11b – Evaluating Team Penalties .....	94
	Appendix 12 – Vet Inspections .....	95
	Appendix 13 – Horse Trials Dressage Tests .....	96
	Appendix 14 – Team Dressage Tests .....	103
	Appendix 15 – Pairs Dressage Test .....	106
	Appendix 16 – Pairs to Music Test .....	107
	Appendix 17 – Riding Tests .....	108
	Appendix 18 – Criteria for Riding Tests .....	111
	Appendix 19 – Style Jumping Test .....	112
	Appendix 20 – Criteria for Style Jumping .....	113
	Appendix 21 – Dressage Tests .....	114
	Appendix 22 – Comments Slip .....	117
	Appendix 23 – Affiliated Riding Clubs by area .....	118
	Appendix 24 – Flu Vac Check table .....	123
	Appendix 25 – Drug Testing Procedure .....	124
	Appendix 26 – Contacts .....	127

## G: GENERAL RULES

British Riding Clubs is the sole interpreter of these rules and their decision will be final. These rules have been developed to ensure that competitors may compete against one another under fair and equal conditions. They cannot, however, cover every eventuality; matters that cannot be resolved by interpreting the rule to the letter should be resolved following the spirit of the text to obtain a solution that is fairest to all competitors.

Entries that BRC considers are contrary to the spirit of the competition will be rejected.

### G1: OFFICIAL COMPETITIONS

#### G1.1: Definition

An Official Competition is a qualifier for one of the BRC National Championships. It does not include inter-club or inter-area competitions, except where these are also qualifiers for BRC National Championships. It is, however, recommended that all club competitions should be run under these rules, where applicable.

#### G1.2: Rules

All Official BRC Competitions are conducted under the rules within this rule book. Where a specific situation is not covered within these rules the official rules for British Dressage (BD), British Show Jumping (BS), British Eventing (BE) or other official BRC publications shall apply.

Making an entry for any official BRC Competition constitutes acceptance of these rules. It is the responsibility of competitors, team managers, stewards and officials to ensure that they are fully conversant with these rules.

An unintentional breach of these rules through lack of knowledge will be treated in the same way as a deliberate breach. In all competitions the judge's decision is final unless over-ruled by the Official Steward or, at the Championships, by the Jury of Appeal.

***Every effort is made to ensure that all parts of this rule book are up to date, however if an anomaly is found, then those new rules recorded in bold and italic shall supersede any relevant rules unintentionally left in from a previous year. Amendments after going to print will be released on the BRC website rule book page.***

#### G1.3: Official Competition Year

The Official Competition Year begins on 1 April and ends on 31 March and is divided into two seasons, Summer and Winter. The competitions covered by this rule book, including Area Qualifiers for the following Championships, are:

##### SUMMER SEASON CHAMPIONSHIPS

Horse Trials Championships 2016  
National Championships 2016  
DTM & Quadrille 2016

##### WINTER SEASON CHAMPIONSHIPS

Novice Winter Championships 2016  
Intermediate Winter Championships 2016  
Festival of the Horse (FOTH) 2016

**Please note that there may be new rules for the 2017 Winter Championships, which will come into effect on 1 January 2017. But qualifiers for the 2017 Winter Championships which take place between 1 October 2016 and 31 December 2016 will run under these 2016 rules unless specified in the schedule.**

## **G2: ENTRIES**

### **G2.1.1: Preliminary Entries**

Preliminary entries for teams and/or individuals must be made by the club representative (or by an individual BRC Member) to the BRC Office 21 days before the Area Qualifier or by 30 June whichever is earlier, with appropriate fees (as shown on the entry form). Late entries may be accepted at the discretion of the organiser. Team managers must contact the organiser to seek permission for a late entry in the first instance to see if there is space. Late prelim entries must be made online and will be subject to a £10 surcharge per individual or pair and £20 per team payable over the phone once the BRC office has confirmed this is permissible. The BRC office closes at 3pm Friday afternoon after which time no further prelim entries may be made. No late prelim entries will be accepted after 30 June.

Prelim entry forms can be found on the BRC website on the BRC Downloads page. Or you may pay online at [www.britishhorse.com](http://www.britishhorse.com) by selecting Riding Club Entries.

If an Area Qualifier has to be postponed, for whatever reason, the original closing date for Preliminary Entries to BRC Office will stand and only late entries that are accompanied by a late entry fee will be accepted. If the new qualifier date is more than 21 days later than the original date then prelim entries will be accepted at the normal cost up until the new close of prelim entry. Late entry surcharges will not be refunded in this case. Eligibility will then be taken from the new close of prelim entry.

Preliminary Entry fees are NOT required for the following competitions:

- Teams of Six
- Teams of Four Dressage
- Quadrille

There will be no return of preliminary entry fees however a credit note may be issued at the discretion of BRC.

### **G2.1.2: Loss of Team Members at Area and Championships**

If due to unforeseen circumstances an entered team loses two or more of its members prior to the start of the competition, the remaining member or members may compete as individuals, if there is an individual section. However, there will be no refund for the missing team members.

### **G2.2: Area Entries**

The competition entry fees will be set by the Area Liaison Committee and are payable to the host club/area. Late area entry surcharges will be at the discretion of the area organiser.

Making a Preliminary entry to an official competition constitutes a binding obligation to pay the area competition organiser an additional entry fee irrespective of whether the club and/or individual compete or not. Failure to pay this additional fee could result in the club and/or individual being banned from competitions in future years at the discretion of BRC.

The date of the close of entry for Area Qualifiers is at the discretion of the host club/area, details of the organiser will be published on the BRC website. The entry form must be signed by a club representative/individual BRC Member certifying that all entries are in accordance with the BRC Rules. Entries will not be accepted if the BRC Office has not received a

Preliminary entry. Proof of posting does not constitute evidence where entries have not been received.

Clubs or individuals entering Area Qualifiers must be willing and able to compete at the Championships should they qualify. Teams or individuals not wishing to compete at the Championships may enter the Area qualifier to compete HC if the organiser is willing to accept them and they are eligible. Any team or individual competing HC will not be eligible to compete at the championships.

The BRC declaration form must be completed fully and correctly, the pony/horse name must be that on the flu vaccination certificate and passport, details of appropriate winnings/points must be shown (failure to do so could render the team/individual liable to disqualification).

If the area qualifier becomes cancelled for whatever reason, area entries may or may not be refunded at the discretion of the area liaison committee.

### **G2.3: Championship Entries**

On receipt of the area qualifier results sheet a championship entry form will be sent to the team manager for all teams and/or individuals that have qualified and whose eligibility has been checked. No club and/or individual have actually qualified until they have received notification from the BRC Office. Refer to G11 for rules on reserves.

The Championship Entry Form together with the appropriate entry fees for teams and individuals must be returned to the BRC Office by the due date, details of this year's Championship fees are in Appendix 1. The name shown on the entry form must be that on the flu vaccination certificate see Rule **G7.2** and **G7.5**.

There will be no refunds for stabling fees, see G9.2.

There will be no return of Championship entry fees. In the event of a Championship being cancelled 25% of the fees will be retained, the remaining 75% may be returned as a cheque or credit note at the discretion of BRC.

### **G2.4: Area Teams**

Area teams for championships may be created in conjunction with the area representative by three, or four, highest placed individuals if there were no teams at the qualifier, or if there were no lower placed teams to invite. The highest placed individual could then also be invited, time permitting.

In extenuating circumstances, if the invited team cannot find a reserve from their own club in the run up to the championships, then they may invite a reserve from that area. In this case, the reserve must have taken part in the qualifier. This team would then become an area team.

### **G2.5 Returned Cheques**

If any cheques for any payments in, e.g. prelim entries, championship entries, stabling, affiliation, photographs, tickets or insurance, are returned from the bank as 'refer to drawer' then the club shall be held responsible for the debt and for the additional administrative fee chargeable by the bank.

### **G3: QUALIFYING COMPETITIONS**

#### **G3.1: Area Qualifiers**

Area qualifiers are organised by Area Liaison Committees for both Junior and Senior Competitions in each discipline. These events are listed on the BRC website which is updated regularly, as and when the area informs BRC of these dates.

All Area Qualifiers must take place at least 28 days before the relevant Championships; it is, however, preferable that they take place before this to allow time for processing results, invitations to be sent out, entry forms to be processed etc, the minimum time for which is 21 days before the Championships.

#### **G3.2 Winter Season Competitions**

Qualifiers for the FOTH, Novice and Intermediate Winter Championships must be held after 1 October until four weeks before the Championships. Challenge qualifiers must take place before the horse trials qualifier.

#### **G3.3: Summer Season Competitions**

Qualifiers for the Horse Trials, National Championships and Dressage to Music must be held after 1 April until four weeks before the Championships. Horse trials qualifiers must not be held before Challenge qualifiers.

#### **G3.4: Championships**

Members who qualify at the Area Competitions will compete at the appropriate National Championships.

### **G4: ELIGIBILITY OF CLUBS, INDIVIDUALS AND INVITED TEAMS**

#### **G4.1: Affiliation**

Only Riding Clubs affiliated to the BHS which have paid the minimum corporate insurance deposit by 31 January, and which have paid the Area Liaison subscription fee for the current year, are eligible to enter the official competitions. For competitions held after 1 June in the current year clubs must have paid the balance of their affiliation fees to be eligible to compete.

##### **G4.1.1: Centre Membership**

The British Riding Clubs Centre Membership Scheme has been set up to enable riders who do not own a horse or pony to take part in BRC competitions.

British Riding Clubs Centre Members are permitted to take part in all British Riding Club Competitions. They may enter Area Qualifiers and should they qualify will be eligible to represent their Centre at BRC National Championships.

Centre members, or the horses and ponies taking part, will not be covered by South Essex Insurance Brokers BRC Third Party Insurance Policy and MUST therefore hold their own Equestrian Establishment Insurance which covers all third party liability. The policy number must be provided to BRC Head Office prior to taking part in any BRC competition, by the close of prelim entries.

In order to participate in BRC Area and National Championships a member from the centre must make contact with their Area Representative, we advise that someone from the Centre attends the Area Liaison meetings and must pay any fees due.

Due to the stringent third party liability insurance requirements it is not currently possible to establish a British Riding Clubs Centre at a BHS Approved Livery Yard. We recommend that horse owning riders wishing to compete in Area and National Competitions join an affiliated British Riding Club and will therefore be able to enjoy all the BRC benefits available.

#### **G4.2: Individuals**

Individual members of the BRC movement, who are not members of an affiliated club, must have paid their annual subscription to be eligible to enter official competitions.

#### **G4.3: Allocation of Areas**

An affiliated riding club may enter eligible teams and individuals for the Area Qualifier only in the Area to which the club or individual is allocated.

#### **G4.4: Invited Teams**

BRC may invite teams from overseas clubs or other organisations to compete at Championships. Such teams may compete on horses/ponies hired or borrowed for the occasion provided that previously the horses/ponies have been regularly used for BRC activities and are eligible to compete in qualifying competitions for the Championships involved.

### **G5: ELIGIBILITY OF RIDERS**

#### **G5.1: Representation of Clubs**

A Rider may only compete in official competitions for one riding club at a time. A rider may change clubs between competition seasons (see G1.3, G3.2 and G3.3) but they must remain with their new club for a minimum of 12 months from that change date. Horses may be used by more than one club in the same competition year, for example if the horse is sold or loaned to a different person, or is shared by members of two different clubs, provided the horse doesn't compete more than once in the same class. G6.3 supersedes these rules where relevant.

#### **G5.2: Riders Age**

All riders in Senior competitions must be 18 or over on 1 January in the current year. All riders in Junior competitions must be under 18 on 1 January in the current year. Any Juniors who qualify for the winter competitions (Novice and Intermediate Winter Championships and the FOTH) in the year prior to the championships (i.e. qualifiers held in the Autumn of 2015 for the 2016 Championships) must compete as Juniors at the Championships.

#### **G5.3: Membership**

All riders must be a member of an affiliated Riding Club or an individual member of BRC and must have paid their subscription by the closing date of preliminary entries for the competition they wish to compete in. Their names, addresses etc must appear on the current Membership Database held by the BRC Office at the close of preliminary entries. If the qualifying individual/s or any member of a winning/qualifying team is not on the database when the results arrive with BRC to be processed, then that person will be disqualified and the results will be re-calculated accordingly.

#### **G5.4: Disqualification**

If a rider is found to be ineligible, or not on the current BRC Membership Database, then they will be disqualified. For a team of four with one disqualified combination the results will be re-calculated to remove the disqualified combinations scores. If this still allows the team to qualify for the Championships then the team will be invited to the Championships as a team of three. Should more than one combination be disqualified, the team will no longer exist.

#### **G5.4.1: Disqualification after close of Championship entry**

Should a horse or rider be found ineligible after close of Championship entry, then they shall be disqualified from the Championships. If this disqualification alters the results from the area as described above, the team will also be disqualified. There will be no refunds of any kind in these circumstances.

#### **G5.5: Composition of Teams**

No rider or horse may compete twice in the same team.

#### **G5.6: FEI Competitions**

See Appendix 2 & 3.

### **G6: ELIGIBILITY OF PONIES/HORSES**

#### **G6.1: Age of Ponies/Horses**

Ponies or Horses may only compete in official competitions from 1 January in the year in which they become 4 years old, except for FOTH Challenge and Horse Trials when the minimum age is 5 years old.

#### **G6.1.2: Height of Horses**

It is accepted that in BRC competitions senior members may ride ponies and junior members may ride horses.

#### **G6.2: Downgrading of winnings**

*Horses may be downgraded by 12 BD points, 3 BE points and 50 BS points for each calendar year that they remain unregistered in the appropriate discipline. Riders may calculate this for themselves without the need to apply for downgrading with BRC, and those horses that then meet the eligibility requirements for the riders chosen level of competition may be entered with no need to make a formal application to BRC. Horses who have met this criteria may still be registered, but should any further winnings be gained (excluding BD Quest Points, BD points gained at Prelim level, BE Foundation Points or BS points gained in 70/80cm intro class or any club classes) then the horses full winnings will be reactivated for BRC eligibility purposes.*

*Riders of horses who do not meet eligibility requirements for their chosen level of competition may still apply to BRC for their case to be considered on an individual basis by the downgrading panel.*

*BRC do not recognise downgrades approved by other organisations, and those riders with horses who have been downgraded elsewhere and who are unable to meet eligibility requirements by applying the points deductions above will still need to apply to BRC.*

*Please note that downgrade applications presented with a specific qualifier in mind need to have been approved by the close of preliminary entry to comply with eligibility rules.*

#### **G6.3: Ponies or Horses Competing Twice**

The following should be read in conjunction with the relevant specific rules.

Juniors and seniors may share horses, provided they are competing at the same level.



No pony or horse may compete more than once on the same day in the same competition or discipline at any area qualifier or championship, with the following exceptions:

- Dressage and Riding Test competitions when they may be ridden in more than one test if being competed individually and/or as part of a team provided that each test is different and only one test is as part of the team
- Dressage and Riding Test where a senior and junior are sharing a horse

No horse can be ridden over the same course of jumps on the same day. Competitors taking part in two dressage classes or style jumping sections on the same day judged by the same judge, shall not have access to their judging/score sheets before competing in the second class/section.

For the purpose of this rule Horse Trials and FOTH Challenge competitions are considered to be the same discipline but dressage/show jumping and FOTH Combined Training are not, nor are show jumping and style jumping. ***Competitors taking part in the Challenge 90 or Challenge 100 may also compete in the Challenge Pairs 90.***

Horses and ponies may compete in both Novice Winter Dressage and Intermediate Winter Dressage.

***For the Dressage to Music Championship only, horses will only be permitted to compete in two individual championship classes (warm up classes and pairs not included). Competitors who qualify the same horse in three championship classes will be required to choose which championship classes they will compete in at the Championship. This must be declared to the Official Steward at the qualifier.***

### **G6.3.1 Horse & Pony Competition Eligibility**

Horses & ponies may compete in any competition for which they are eligible, with the following exceptions during the competition year (1 April to 31 March):

- Horses that have competed at elementary dressage level or above in BD competitions or official BRC competitions in the current competition year may not compete in prelim dressage tests ***or the Novice 0 points Dressage to Music***, other than the prelim section of the Intermediate Dressage Championships if other eligibility criteria is met.
- Horses that compete in the BRC HT 100 or BRC HT 100+ may not compete in the BRC HT 80, BRC HT 90 or the BRC Challenge 90 even if the Challenge qualifier is held after 1 April.
- ~~Horses that compete in the Senior Prelim Dressage may not compete in the Senior Open Dressage.~~
- A horse or pony may only compete in one of the Winter Show jumping competitions (senior/junior, novice/intermediate).
- Horses and Ponies that compete in the summer intermediate or open show jumping may not compete in the Novice Winter Show jumping.
- Horses that have competed in the open show jumping may not compete in either the novice or intermediate Winter Show Jumping.
- Upward progression is permitted, so for example a horse could do the BRC HT 90 in the summer season and BRC CH 100 in the winter or a horse could do the Novice Show Jumping in the summer and move up to intermediate in the winter.

### **G6.3.2 BRC Dressage Tests**

BRC Dressage Tests D1 to D3 are prelim level tests. BRC Dressage Test D10 is a novice level test.

#### **G6.4: Mares in Foal**

Mares in foal may not compete after their fourth month of pregnancy or with a foal at foot.

#### **G7: EQUINE INFLUENZA**

Leap years will be ignored for an annual booster, but for the two primary injections and first booster injection, the days must be counted and therefore a leap year would interfere with the correct number of days between injections.

##### **G7.1: Vaccinations against Equine Influenza**

This rule applies in respect of any horse or pony which competes in a BRC Area Qualifier and Championship.

The horse or pony must have been vaccinated against equine influenza by a veterinary surgeon who is not the owner of the animal, in accordance with the following rules:

The horse or pony must have received a primary injection followed by:

- a second primary injection which is given not less than 21 days and not more than 92 days after the first
- a first booster injection which is given not less than 150 days and not more than 215 days after the second primary injection
- further annual booster injections at intervals of not more than a year apart

No vaccination to have been given on the day of a competition or entry to championship stables or on any of the 6 days before a competition or entry to championship stables.

If the current vaccination programme started BEFORE 1 January **2011**:

- the first two primary injections must be correct i.e. the second given between 21 and 92 days after the first
- any errors with first booster (which should be given 150 – 215 days after the second primary injection) or annual booster given BEFORE 1 January **2011** may be ignored
- all annual boosters given AFTER 1 January **2011** must be correct

If the current vaccination programme started AFTER 1 January **2011**:

- the first two primary injections must be correct i.e. the second given between 21 and 92 days after the first
- the first booster must be given between 150 and 215 days after the second primary injection
- all annual boosters must be correct

Leap years will be ignored for an annual booster, but for the two primary injections and first booster injection, the days must be counted and therefore a leap year would interfere with the correct number of days between injections.

Horses may compete at BRC Competitions providing that they have had the first two primary injections. No injection should have been given on any of the 6 days before a competition or entry to championship stables.

In the event of failure to comply with any of the requirements of this rule, the horse or pony will

be disqualified and not permitted to take part in any competition to which these rules apply.

### **G7.2 Checking of Passports and Equine Influenza Records**

For the purposes of determining whether the requirements of these rules have been met, the following documents must be available for inspection in respect of a horse or pony which is taking part in a BRC Area Qualifier or Championship. ***Horses must be presented in a bridle to the flu vac checker at championships and where applicable area qualifiers.***

- any passport issued for the horse and
- the full vaccination records for the horse if this is not contained in the passport

The identification of the horse or pony must be checked against that contained in the passport or on the flu vaccination record. This may be done from the diagram and description of the animal or by microchip providing that the microchip number has been recorded in the passport or flu vaccination record.

The vaccination section of the horse's passport must have been completed by a Veterinary Surgeon who is not the owner of the horse or pony.

The dates on which the vaccinations were given must comply with the requirements as stated in G7.1.

Any alterations to any entries on the vaccination record must have been made, signed and stamped by a veterinary surgeon.

### **G7.3 Disqualification**

Any horse or pony failing the requirements described in these rules will not be permitted to compete.

Any pony/horse that is in a team competition and has been disqualified at an Area Qualifier will be reported to the BRC Office and cannot be replaced with a reserve; the team will have to continue as a team of three, or if already a team of three, will have to compete as individuals only, if there is an individual competition.

No refund of entries or stable fees will be awarded for any disqualified horse/pony.

Every effort will be made to ensure that the checking at Area Qualifiers is carried out correctly. BRC accepts no responsibility whatsoever for any losses suffered, whether directly or indirectly, due to incorrect checking at any BRC Area Qualifier or Championships. It is the sole responsibility of the competitor to ensure that their certificate is valid and it should not be assumed that because a certificate has been accepted at one competition in good faith it would be accepted at another competition.

### **G7.4: Flu Vaccination Checklist**

A copy of the flu vaccination checklist is in Appendix 24 and should be used as follows:

- take the date of the first injection and look this up in the column headed INJECTION DATE
- compare the dates in 21 DAYS and 92 DAYS columns with the date in the flu vac record for second injection, if the date is within range it is fine, if not it is an invalid record

- take the date of the second injection and look this up in the column headed INJECTION DATE again
- compare the dates in 150 DAYS and 215 DAYS columns with the date in the flu vac record for third injection (first booster), if the date is within range it is fine, if not it is an invalid record (unless the two primary injections were before 1 January **2011**)
- leap years are not recorded in the checklist, so you may need to adjust the date to take the extra day into account

### **G7.5: Dual Names**

The name shown on the passport/flu vaccination record must be the one that is used on all official competition entry forms. If a stable name is also shown on the passport/flu vaccination record this must be signed and stamped by a veterinary surgeon.

### **G7.6: Allergic ponies/horses & homeopathic vaccines**

Ponies and horses that, for any reason, are unable to be vaccinated against equine influenza will not be given dispensation to compete. Homeopathic vaccines are not acceptable.

## **G8: ELIGIBILITY FOR CHAMPIONSHIPS**

### **G8.1: Qualifying**

In a competition where an Area Qualifier is compulsory, no team or individual is eligible for the Championships unless they have qualified in front of a judge(s) at a qualifying competition. This rule does not apply to a nominated team reserve, although it is recommended that all reserves have competed at an Area Qualifier for the relevant discipline. If only three riders start the Area Qualifier, one of the Reserves may take the fourth place unless the team of three is as a result of a disqualification of the fourth rider. (See Rules G5.4 and G7.3). HC entries will not be accepted for any Championships.

### **G8.2: Numbers to Qualify**

Full details of the numbers that can qualify per competition are at Appendix 10 and are dependant upon the number actually participating (i.e. must have actually started) in the Area Qualifier, for this purpose any team or individual competing HC are disregarded.

### **G8.3: Evaluating Individual Qualifiers**

For Dressage, Riding Test and Horse Trials competitions the numbers of individuals to qualify will depend on the number of arenas used according to the table in Appendix 9, where the maximum number of permitted competitors allowed per arena is listed. (It is understood that arenas are allocated by the organiser at close of prelim entry, therefore, the number of arenas permitted will be based on this figure regardless of the number of starters on the day of the competition).

**Example:** For a competition using Prelim 12, which allows a maximum of 32 competitors in one arena, if there are 1–32 competitors doing the test then only one arena should be used, if there are 33 to 64 competitors then two arenas should be used and if more than 64 competitors then four arenas should be used. If the organiser wishes to use more arenas than appropriate for the number of competitors entered, they may do so but the qualifiers will be evaluated by combining results from each arena to give the effect of all competitors being in the same arena. An example of the calculations is at Appendix 11.

## **G9: STABLING AT CHAMPIONSHIPS**

### **G9.1: Reservations**

Where stabling is available at the Championship venue, it must be reserved and paid for at

the time of entry. Stabling cannot be guaranteed after close of entries (i.e. within 21 clear days of the Championship date).

## **G9.2: Refunds**

There will be no refund of stabling fees.

## **G9.3 Horses on Site**

In the interest of welfare, British Riding Clubs will not allow horses to be kept on lorries, horseboxes or trailers over night, at any BRC Competition. ***Corralling at any time is not permitted.***

## **G9.4 Stallions**

Stallions may have to be stabled in temporary overnight stables, however, every effort will be made to ensure that they are situated in the best possible environment. Stallions must be identified on all stabling application forms.

## **G10: WITHDRAWALS**

### **G10.1: Withdrawals from Championships**

Any team and/or individual who qualifies for a Championship and is subsequently compelled to withdraw must inform the BRC Competitions Department in writing immediately when they know they will be unable to compete.

### **G10.2: Invitation to replacement teams/individuals**

If a team and/or individual who qualifies for a Championship is subsequently compelled to withdraw then the next highest placed individual or team that took part in the Area Qualifier may be invited to compete at the Championships, if time allows. Please note that this is at the discretion of BRC and is administered by BRC. It is not an automatic process. BRC must receive an official decline in writing/email from the withdrawing club before the place can be passed down the line.

### **G10.3: Withdrawals from Area Qualifiers**

Area organisers will specify withdrawal procedures for area competitions in their schedule.

### **G10.4: Failure to Withdraw**

Failure to compete and failure to withdraw without reasonable cause acceptable to BRC may result in the club or individual being barred from competing in official competitions during the coming and/or following years.

## **G11: RESERVES**

### **G11.1: Team Reserves**

Teams may use up to two reserves. Reserves do not have to be named on the entry form. There must be at least two horse and rider combinations in a team of four or one horse and rider combination in a team of three that were part of the original qualifying team. In dressage, the two original horse and rider combinations must ride the same test as at the qualifier. Reserves' eligibility will be checked at our earliest opportunity. If a reserve is found to be ineligible after a championship, then the results will be recalculated and awards will be altered.

It is recommended that all reserves should have competed at an Area Qualifier for the relevant discipline. For Horse Trials and FOTH Challenge Championships reserves must have completed a cross-country course of the required standard within two years prior to the Championships. This must be verified, by an official within their club, on the entry form.

### **G11.2: Pairs Reserves**

One reserve is allowed for any pairs competition, dressage, dressage to music or FOTH Challenge.

### **G11.3: Individual Reserves**

An individual, who qualifies for a Championship and is subsequently unable to compete on the pony/horse which they qualified on, will be permitted to substitute their pony/horse on production of a veterinary certificate, provided the reserve is eligible. The rider cannot be substituted. This only applies to individual competitions. Horses or ponies that are sold or loaned out cannot be substituted.

### **G11.4: Eligibility of Reserves**

All reserves must be eligible for the competition that they are entered for and must have been an affiliated member of their club at the close of preliminary entries for that competition. Reserves must be eligible at the close of prelim entry.

### **G11.5: Declarations of Alterations**

Team managers must declare any alterations to the original team by filling in a declaration form. These will be made available on the BRC website and at the Championships. Alterations must be made no later than 30 minutes before the start of the class.

At Area Qualifiers each Area can decide when declarations of alterations must be made. These details must be agreed with the organiser of the qualifier and printed in the schedule.

## **G12: REPRESENTATIVES**

The person named at the foot of the entry form, whether team member, individual competitor or Team Manager (Chef d'Equipe) shall be responsible for the conduct and supervision of the team(s) / individual(s) at Area and Championship competitions.

Junior team entries must be made by the Team Manager who will be held responsible for their conduct and supervision. Individual Junior entries must be made by a Senior Member of an affiliated club who must accompany the Junior member to the competition for which they are entered and who will be held responsible for the conduct and supervision of that Junior member.

## **G13: OFFICIAL STEWARD**

The Official Steward shall be appointed by BRC and must attend all qualifiers in their area. If they are unable to attend, it is their responsibility to appoint a Deputy. If no Official Steward is present the qualifier will not be permitted to run. The Official Steward is responsible for health and safety and the application of the Rules. The Official Steward has the authority to stop a qualifier, if for example, the medical cover is not sufficient. Their decision is final.

## **G14: PROTESTS**

### **G14.1: Making a protest**

Protests or complaints may be lodged only by the Chairman, Chef d'Equipe or nominated representative of the club concerned. These must be in writing and accompanied by a deposit of £20. They must be addressed to the organiser of the competition or Official Steward as appropriate. Protests must be made no later than 30 minutes after the incident which gave rise to that protest, 30 minutes after the results have been published or, in the case of protests against qualification of ponies/horses or riders, 60 minutes after the start of the class.

## **G14.2: Protests at Area**

At Area Qualifiers the Official Steward will give their decision after investigation and their decision will be final. The deposit will be forfeited unless the protest is upheld or it was decided that there were good and reasonable grounds for lodging the protest.

## **G14.3: Protests at Championships**

At Championships the Jury of Appeal will give their decision after investigation and their decision will be final, unless they refer the matter to BRC for further action. The deposit will be forfeited unless the protest is upheld or it was decided that there were good and reasonable grounds for lodging the protest.

## **G15: GOOD CONDUCT & DISCIPLINE**

### **G15.1: Disgraceful Conduct**

Any member of an affiliated club or any person participating in any way at an official competition who conducts themselves in a disgraceful manner which brings the name of an affiliated club or the BRC into disrepute shall be guilty of a breach of these rules.

### **G15.2: The Disciplinary Steward**

The Official Steward will be the Disciplinary Steward at official competitions.

### **G15.3 Social Media**

Whilst BRC acknowledges that social media can be an ideal way to communicate with both members and the wider equestrian community any defamatory comments relating to members, officials, volunteers and staff or BRC or the BHS will not be tolerated. An online post is libellous if it is damaging to a person's reputation. Retweeting or reposting can be seen as an endorsement of the original comment. BRC members and clubs may be subject to disciplinary action if found to be in breach of this rule.

### **G15.4: Disciplinary Action**

If, in the opinion of the Official Steward, any member of an affiliated club, any rider, competitor, trainer, or any other person taking part in the event or any person assisting any member, rider, competitor or trainer has been guilty of dangerous riding or a breach of these rules they may either take no action or impose all or any of the following penalties:

- a reprimand
- disqualification
- referred to the BRC Discipline Committee

### **G15.5: The BRC Discipline Committee**

The BRC Discipline Committee is an ad-hoc committee which is formed whenever there are disciplinary matters to deal with. It will be made from members of the BRC Advisory Committee and any relevant Area Representatives. If it appears to the BRC Discipline Committee that any person may at any time have been guilty of a breach of these rules, or on the referral to it by the Official Steward of a matter under Rule G15.1, or on receipt of a complaint against any member of an affiliated club, any rider, competitor, trainer, or any other person assisting any member, rider, competitor or trainer, the BRC Discipline Committee may deal with the matter as detailed below.

If the BRC Discipline Committee decides to deal with the matter they will communicate in writing the substance of the allegations to the person against whom they are made and will give that person the opportunity of making representations whether orally by themselves but

not represented by a third party, or in writing. The BRC Discipline Committee shall determine if a breach of the rules has occurred and, if so, to either take no action or impose all or any of the following penalties:

- a reprimand
- disqualification of the pony/horse and/or rider from any competition or event in which it has taken part. If the incident involves a team, then the team may also be disqualified.
- suspension of the pony/horse and/or rider, trainer or other person responsible to which these rules apply for a period not exceeding 2 years for a first offence
- suspensions of a team or club to which these rules apply for a period not exceeding 2 years for the first offence.
- penalties apply from the date of the committee's decision.
- in the case of drug testing, when the rider elects to have a B sample tested and that returns a positive test, the committee may also ask for the cost of testing the B sample to be met by the rider or person responsible. (See Appendix 25 for full details of the drug testing procedure.)

The BRC Discipline Committee's decision will be final and no appeal will be allowed.

## **G16: DISQUALIFICATION**

### **G16.1: Definition**

Disqualification is a sanction imposed for misconduct and is not imposed for errors or infringements for which specific penalties are described in these rules.

### **G16.2: Reasons for Disqualification**

BRC may disqualify a competitor or team if they are found to be ineligible to compete or not on the Members Database, or the club has not fully paid the affiliation fees to BRC or local Area within the specified date.

The Official Steward or the Senior Judge officiating in any arena or test of any competition (as appropriate) may disqualify a competitor or team for:

- dangerous riding
- unsporting behaviour e.g. purposeful outside assistance
- continuing to ride a horse that is lame, sick or exhausted
- misusing a whip, spurs or any other item of tack or equipment
- causing or permitting ill treatment to a pony or horse
- arguing with Judges, Course Builders or other Officials
- failing to comply with the Equine Influenza rules (Rule G7)
- failing to attend a championship prize giving (Rule G19.1)
- refusal to provide the necessary samples for random drug testing (Rule G17.3)
- any other action that may be considered gross misconduct or liable to bring the BRC into disrepute

### **G16.3: Reporting a Disqualification**

When a competitor is disqualified under BRC rules the Official Steward may take further action (see Rule G15.4 and G15.5) if they deem it necessary. The Official Steward must provide details of any disqualified rider on the Official Results Sheets sent to the BRC Competitions Department after an Area Qualifier.



## **G17: FORBIDDEN SUBSTANCES**

### **G17.1: Acceptable Levels**

Ponies or horses taking part in a competition must be healthy and compete on their inherent merits. The use of Prohibited Substances might influence a pony's/horse's performance or mask an underlying health problem and could falsely affect the outcome of a competition. BRC follows FEI rules regarding substances, and a full list of forbidden substances can be found on the FEI website [www.fei.org/](http://www.fei.org/)

### **G17.2: Use of Drugs during a competition**

If, during a competition, it is necessary to treat a pony/horse with a drug, a Veterinary Surgeon, appointed by the organiser or Official Steward, must be informed immediately. The Veterinary Surgeon will investigate the reason for the treatment given and shall decide whether the pony/horse is allowed to continue or shall be eliminated.

### **G17.3: Random Tests**

BRC reserves the right to initiate at any time at any official competition, random tests in accordance with the standard operating procedure prescribed in the FEI Veterinary Rules. A refusal to allow a random test shall constitute a breach of this rule. Please refer to Appendix 25 for the full procedure. ***BRC reserves the right to allow BEFAR to carry out random testing on their behalf, and BRC members would then be bound to comply with the BEFAR rules and sanctions.***

### **G17.4: Riders**

It is forbidden for any rider to compete whilst under the influence of any stimulating, calming or other drug or substance as detailed in the British Equestrian Federation Rules. The BEF and member bodies are signatories to the World Anti Doping Code.

## **G18: LOCAL CONDITIONS**

If it is necessary for Area Organisers to impose additional local conditions, then these local conditions must be agreed by the Area Liaison Committee concerned or BRC and then all competing clubs notified accordingly.

## **G19: PRIZE GIVING AT CHAMPIONSHIPS**

### **G19.1: Attendance**

Attendance is required as per the schedule of relevant championship.

### **G19.2: Trophies**

Trophies awarded at championships must be signed for by a nominated person who is then responsible for that trophy. The trophy must be returned to BRC at least one month prior to the following year's championships by some means of secure delivery and packaged with due care. Any loss or damage or failure to return a trophy by the specified date will result in the club concerned being invoiced for the cost of replacement. It will also prohibit that club from having custody of any BRC trophy for the following two years.

## **G20: EXERCISING AT COMPETITIONS**

### **G20.1: Exercising**

Competitors may exercise their ponies or horses in the area provided. They may not exercise in the car park or horsebox area or among spectators. They must not enter nor practice in the Dressage or Show Jumping arenas or on the cross-country course. Competitor numbers

must be worn at all times. Any non-members exercising (**see G20.2**), handling or responsible for a horse at an event must have their own third party insurance. Quadrille teams will be allocated numbers for exercising. Bridle numbers may be worn.

### **G20.2: Working In**

Only competitors may work in their ponies/horses on the day of a class or phase. ***Riders are to behave with consideration to their fellow competitors whilst working in:***

- ***Pass left hand to left hand***
- ***Make tack adjustments outside the arena if possible or the middle of the arena***
- ***To avoid accidents, announce that you intend to enter an indoor practice arena***
- ***Do not halt or walk on the outside track***
- ***Give way to the faster pace and lateral movements***

***If a warm up arena becomes overcrowded, the organiser or steward may impose a limit on the number of horses allowed in the warm up arena, giving priority to those closest to their time.***

### **G20.3: Lungeing**

Lungeing of ponies/horses must not take place in such a way or at such times as to interfere with other competitors and/or spectators.

### **G20.4: Use of Forbidden Equipment**

Only equipment and tack allowed in the competition may be used when exercising on the day of the competition, any infringement will result in elimination. Competitors in more than one competition on the same day may warm up prior to each competition in the equipment and tack appropriate to that competition. When working in, side reins may be used for lungeing, the rider may carry a whip and the horse may wear boots, hoof boots or bandages.

## **G21: SADDLERY & TACK**

The main saddlery and tack rules, per discipline, are at Appendix 5.

### **G21.1: Numnahs, Saddlecloths and Logos**

Numnahs are allowed. Saddlecloths may be in club colours and may bear a club name and/or logo. Sponsors and other logos are permitted.

## **G22: DRESS**

### **G22.1: Correct Riding Dress and Logos**

All riders whenever mounted must wear the correct riding clothes whilst riding at competition sites. Full details of correct dress, per discipline are at Appendix 4. Sponsors logos or websites may be visible on riders clothing. BRC will follow FEI rules regarding this. A full list can be found on the FEI website [www.fei.org](http://www.fei.org) or please call the BRC office for clarification.

### **G22.2: Protective Headgear**

***'Protective Headwear' must be worn at all times by anyone, whether or not a Competitor, riding anywhere at any BRC event. Harnesses must be correctly adjusted and fastened at all times. At all BRC Championships and Qualifiers 'Protective Headwear' must have been checked by an official to make sure that it is labelled with one of the accepted standards and then marked with a visible BRC ORANGE hat tag. Failure to do so will incur elimination. Due to a change in the accepted standards for this year, BRC BLUE hat tags will no longer be accepted.***

***'Protective Headwear' constitutes a hat which meets one of the following standards:***

British	PAS 015: 1998 or 2011 provided they are BSI Kitemarked
	VG1 01.040: 2014-12 provided they are BSI Kitemarked
European	VG1 01.040: 2014-12 provided they are BSI Kitemarked
American	ASTM F1163: 2004a or 04a onwards provided they are SEI marked
	SNELL E2001
Australian & New Zealand	AS/NZS 3838: 2006 onwards provided they are SAI global marked

***IMPORTANT CHANGE FOR THE CROSS COUNTRY PHASE: Only a “Jockey Skull” complying to the above standards may be worn for any XC phase. This must not have a peak, any peak type extensions or noticeable protuberances above the eyes or to the front and should have an even round or elliptical shape with a smooth or slightly abrasive surface. A removable hat cover with a light flexible peak may be used if required.***

***Please Note: Due to a change by the European Commission regarding EN1384 and BSEN1384 no longer being an accepted standard, all hats which only meet the standard EN1384 or BSEN1384, and do not comply with another standard from the above list, WILL NOT be accepted and therefore will not be permitted for any BRC competition. Hats which bear EN1384 or BSEN1384 along with another standard from the above list, will be tagged. For example, BSEN1384 & PAS015 (1998 or 2011) along with the Kitemark, would be acceptable, but not BSEN1384 on its own.***

***Skullcap hats must be worn with an appropriate colour silk for that discipline (see Appendix 4). For Quadrille competitions, hats of the above standard are mandatory. Competitors are strongly advised to check their hats regularly and to replace them if damaged or following a fall. It is recommended that hats are replaced every 3 to 5 years depending on usage.***

***Please Note: For the Quadrille competition, please see the Quadrille rules in the Rule Book for further information regarding costumes. No alterations, protrusions or additions are to be made to a hat under any circumstances.***

### **G22.3: Body Protectors**

A body protector is obligatory in all cross-country competitions and is strongly recommended in show jumping competitions. A BETA Level 3 (purple label) which has a 2000 or 2009 label must be worn. Body protectors should be fitted and worn as per the manufacturer's instructions. The up to date BETA list of body protectors can be obtained from [www.beta-uk.org](http://www.beta-uk.org).

If a rider chooses to wear an airbag style body protector it must be worn over a permitted BETA Level 3 (purple label) body protector and if activated, must be deflated or removed before continuing for cross country. Hybrid Air- jackets and ***blouson style air jackets*** are permitted. It is recommended that body protectors are replaced once they are more than 5 years old.

Riders wearing Exo Body Cage protectors must inform the secretary at all events.

### **G22.4: Medical armbands**

Medical armbands are mandatory for any type of cross-country competition. These must be worn on the arm and not on the leg. They should be filled in with the relevant competitor's details. Spot checks will be carried out in the collecting ring.

## **G22.5: Electronic Devices**

No receiving, recording, transmitting or monitoring device maybe used by a competitor during any phase of a competition. ***The use of head cams are strictly prohibited at any BRC affiliated competition. This includes use on the head, chest, bridle or any other part of the horse or rider.***

## **G22.6 Penalties**

If a rider is found to be wearing inappropriate dress, then they may be awarded penalty points at the discretion of the official steward.

## **G23: EQUIPMENT**

No item of saddlery or equipment may be misused.

### **G23.1: Use of Whip, Spurs & Bits**

#### **G23.1.1: Whips**

The use of the whip must be for a good reason, at an appropriate time, in the right place and with the correct severity.

**Good Reason:** the whip must only be used either as an aid to encourage the pony/horse forward or as a reprimand. Thus it must never be used to vent a rider's temper; any use for such a reason is automatically excessive.

**Appropriate Time:** as an aid, the appropriate time is when the pony/horse is reluctant to go forward under normal aids i.e. seat and legs. As a reprimand, the only appropriate time is immediately when a pony/horse has been disobedient e.g. napping or refusing (but not after elimination). Its use, for instance, after a refusal when a pony/horse has turned away and is several metres from the fence, is excessive. Its use after elimination is always excessive.

**Right Place:** as an aid to go forward the whip may be used down the shoulder or behind the leg. As a reprimand, it must only be used behind the leg. The use of a whip on a pony's/ horse's head or neck is always excessive use.

**Correct Severity:** A horse/pony should never be hit more than three times for any incident; and if the pony/horse is marked by the whip (skin broken or a weal) its use is excessive. (The rider is expected to know if the pony/horse has especially sensitive skin and must use the whip accordingly).

**Misuse of a whip:** If, in the opinion of the judge, a whip is misused the rider will be disqualified and reported to the Disciplinary Steward.

**Dropping a whip:** Whips may not be picked up if dropped, with the exception of Horse Trials see HT1.10.

#### **G23.2: Spurs**

Spurs must not be used to reprimand a pony/horse. Such use is always excessive, as is any use that results in a pony/horse being marked by a spur. Misuse of spurs will render the rider liable to disqualification and further disciplinary action.

#### **G23.3: Bits**

The bit must never be used to reprimand a pony/horse. Such use is always excessive and

will render the rider liable to disqualification and further disciplinary action.

## **G24: LAMENESS**

### **G24.1: Judges Decision**

In the case of marked lameness, the Senior Officiating Judge will inform the rider that they have been eliminated. If, in Dressage, there are any doubts as to the soundness of the pony/horse, the competitor will be allowed to complete the test and any unevenness of pace will be severely penalised.

### **G24.2: Vets Opinion**

The Judge may ask for a Veterinary Surgeon's opinion before allowing the competitor's score to go forward for final classification. Refusal to allow an inspection to be made will incur elimination.

## **G25: STALLIONS**

- Stallions must be led from a bit with reins or with a lead rope of a minimum length of 2.5m
- A stallion disc must be displayed on each side of a stallion's bridle at all times
- No person may bring a stallion to a competition without ensuring, at all times, that competitors, ponies/horses and members of the public are not put at risk
- Any breach of this rule is an offence.
- Further the Official Steward may, if they consider that a stallion may cause an accident or injure another person or pony/horse attending the competition, disqualify the stallion and direct that it be returned to its horsebox and be removed from the site

## **G26: JUDGES**

### **G26.1: Ownership**

A judge must not be the owner of or have any financial interest in any pony/horse in the class they are judging.

### **G26.2: Relationship**

The judge must not be in a relationship with or a close relative of a rider or owner in their class.

### **G26.3: Training**

The judge should do their best to avoid judging any combination with whom they have been training on a regular basis (i.e. lessons given fortnightly and/or training in the preceding two weeks), unless exceptional circumstances demand it (i.e. being asked to judge at very short notice) and in this instance a possible conflict of interest must be notified to the organiser.

### **G26.4: Assistance**

No judge should judge Dressage to Music competition if they have assisted in the making of the musical CD used in the competition.

## **G27: DISPENSATIONS TO COMPETE**

Any request for a dispensation must be supported by either a Veterinary Surgeon's or Doctor's letter and must be received at the BRC Office at least 21 days before the competition applied for. The dispensation letter should be taken to all future competitions and it is valid for three years from date of issue.

Dispensation for the use of nose-nets will no longer be required.

## **G27.1: DISABLED RIDERS**

Any rider with a physical disability that leads to them requiring tack and / or equipment that would not usually be permitted may apply to BRC for a Special Dispensation Certificate to allow them to compete. Before entering the competition, the rider or representative must show the certificate to the Official Steward who will then inform the tack steward and the Judge.

## **G28: FALLS AND MEDICAL SUSPENSIONS**

### **G28.1: Falls**

Any competitor who has had a fall or sustains a serious injury anywhere at a BRC competition site must see the Doctor / Paramedic and be passed fit to ride before riding that horse in a further test, the next phase of a competition or before riding another pony/horse.

### **G28.2: Suspensions**

The Doctor / Paramedic may decide that a competitor should be medically suspended. Any suspension will either be for a specified or unspecified duration and details must be recorded in the rider's medical card.

In the case of a head injury, or other injury likely to cause concussion, the following applies:

- No loss of consciousness and no sign of concussion = No mandatory suspension
- No loss of consciousness but with brief symptoms of concussion (symptoms resolving within 15 minutes) = Minimum of 7 days mandatory suspension
- Any loss of consciousness, however brief, or symptoms of concussion persisting after 15 minutes = Minimum 21 days mandatory suspension

The day of injury counts as the first day of the suspension period. If a rider is taken to hospital from an event without having their medical card completed by the doctor, a minimum of 21 days mandatory suspension shall automatically apply.

Once a rider is suspended, they may not compete in any BRC competition until the period of suspension has elapsed AND the rider has written confirmation from a registered medical practitioner that they are fit to compete in events, and this information has been passed to the BRC office.

It is the rider's responsibility to comply with these rules.

## **C: CODES OF CONDUCT**

As with any organisation BRC is required to operate in a professional manner and as such has produced its own Codes of Conduct covering the following:

- Welfare of the Pony/Horse
- Conduct of BRC Members
- Conduct of Judges

### **C1: WELFARE OF THE PONY/HORSE**

It is vitally important for the future of equine sport that the welfare of the pony/horse is the primary consideration at all times. The aim of BRC is to promote the improvement of riding, training of ponies/ horses and horsemanship in the UK.

#### **C1.1 Code of Conduct**

The BRC Code of Conduct for the welfare of the pony/horse is as follows:

- British Riding Clubs expects all those involved in this sport to adhere to the BRC's code of conduct and to acknowledge and accept that at all times the welfare of the horse must be paramount and must never be subordinated to competitive or commercial influences
- At all stages during the preparation and training of competition horses, welfare must take precedence over all other demands. This includes good horse management, training methods, farriery, tack and transportation
- Horses and competitors must be fit, competent and in good health before they are allowed to compete. This encompasses medication use, surgical procedures that threaten welfare or safety, pregnancy in mares and the misuse of aids
- Events must not prejudice horse welfare. This involves paying careful attention to the competition area, ground surfaces, weather conditions, stabling, site safety and fitness of the horse for onward travel after the event
- Every effort must be made to ensure that horses receive proper attention after they have competed and that they are treated humanely when their competition careers are over. This covers proper veterinary care, competition injuries, euthanasia and retirement
- BRC Rules regarding the health and welfare of the pony/horse must be adhered to not only at National Championships and Area Competitions but also at Club level
- Every rider, coach and club official must accept responsibility to uphold the highest level of pony/horse welfare
- All National Championships warm-up areas must be supervised by an officially appointed Steward. At Area Qualifiers there should be a Steward appointed to maintain standards in accordance with BRC Rules
- The onus is on any spectator, rider, coach, judge or BRC member to inform the Official Steward or Secretary, at a club event, if they are concerned about or feel that they have witnessed rough or unfair riding or training. The matter will then be investigated and a decision made on the appropriate action to be taken.

## **C1.2: Examples of Abuse**

Here are some examples of what could be considered abuse and should be used in addition to those mentioned in rule G23.3 and G24:

**Lameness:** Riding any unsound pony/horse

**Tack:** Incorrectly fitted tack

**Over-working:** riding or competing on an obviously exhausted, lame or injured pony/horse

**Distress:** Ignoring the obvious distress of a pony/horse, whether caused by the rider or other external factors

**Blood:** Any sign of blood on an animal is cause for concern. If blood is seen anywhere on the horse when riding in or competing in any discipline, then the horse may be eliminated at the discretion of the Official Steward.

## **C2: CONDUCT OF BRC MEMBERS**

No BRC Member shall:

- Conduct themselves at any competition in a manner which is offensive to the public
- At any competition, argue, behave with incivility or contempt, or use abusive or threatening language, towards a judge, official or other competitor
- Conduct themselves in a manner detrimental to the character and/or prejudicial to the interests of the BRC
- Make, either orally or in writing, to an officer of the BRC or Club, or a third party, a statement on a matter covered by the rules which they know to be untrue
- Smoke when mounted.

If any member is found in breach of any of the above they may find themselves in front of the Disciplinary Committee who will take appropriate action.

## **C3: CONDUCT OF JUDGES**

The BD Code of Conduct for Judges will apply to all BRC Dressage Competitions. The BS Code of Conduct for Judges will apply to all BRC Show Jumping Competitions.

## **C4: SAFEGUARDING**

***British Riding Clubs is a Member Body of the British Equestrian Federation (BEF), and adheres to the policy of the BEF on safeguarding, details of which can be found at [www.bef.co.uk/safeguarding](http://www.bef.co.uk/safeguarding).***

***British Riding Clubs reserve the right to restrict or prohibit attendance at any of its events to anyone who British Riding Clubs considers to be an unsuitable person. For our policy on unsuitable persons please see our website <http://www.bhs.org.uk/our-charity/working-with-the-law/safeguarding-children>.***

### **C4.1: Junior Participation**

***It is the Team Manager's responsibility to gain parental consent for juniors to participate in BRC Events.***



## D1: DRESSAGE

BRC runs a range of dressage competitions for both junior and senior riders, namely:

### SENIORS:

- **Senior Novice Winter Dressage**, for teams of 4 riders, with 3 scores to count *and for individuals (all team members are automatically in the individual competition)*. Two team riders will ride a Prelim Test and two a Novice Test.
- **Senior Intermediate Winter Dressage**, for teams of 4 riders, with 3 scores to count, and for individuals (all team members are automatically in the individual competition). One rider will ride a prelim test, two riders will ride a novice and one rider will ride an elementary test.
- **Open Medium Winter Dressage, for individuals, open to seniors and juniors.**
- **Teams of Six Dressage**, for teams of 6 riders plus one commander, teams may be mixed or separate, *teams may be any combination of senior and/or junior*. All riders ride the same test at the same time in the same arena.
- **Senior Open Dressage**, for teams of 4 riders, with 3 scores to count, and for individuals (all team members are automatically in the individual competition). All riders will ride a different test; there are 3 different Novice Tests and 1 Elementary Test.
- **Senior Medium Dressage**, for senior individuals only.
- **Senior Teams of Four Dressage**, for teams of four riders plus one commander. All riders ride the same test together in the same arena. Open to any seniors.
- **Senior Prelim Dressage**, for teams of 4 riders, with 3 scores to count and individuals. All riders will ride the same Test.
- **Senior Pairs Dressage**, for a pair of riders to ride a test together. The tests at Area Qualifiers and at the Championships will be the same.

### JUNIORS:

- **Junior Novice Winter Dressage**, for teams of 4 riders, with 3 scores to count *and individuals (all team members are automatically in the individual competition)*. Two team riders will ride a Prelim Test and two a Novice Test.
- **Junior Intermediate Winter Dressage**, for teams of 4 riders, with 3 scores to count, and for individuals (all team members are automatically in the individual competition). One rider will ride a prelim test, two riders will ride a novice and one rider will ride an elementary test.
- **Open Medium Winter Dressage, this is a mixed class, please see the senior section.**
- **Junior Dressage**, for teams of 4 riders, with 3 scores to count, and for individuals (all team members are automatically in the individual competition). Three riders will ride a Prelim Test and one a Novice Test.
- **Junior Elementary Dressage**, for junior individuals only.
- **Junior Teams of Four Dressage**, for teams of four riders plus one commander. All riders ride the same test together in the same arena. Open to any juniors.
- **Junior Pairs Dressage**, for a pair of riders to ride a test together. The tests at Area Qualifiers and at the Championships will be the same.
- **Teams of Six Dressage, this is a mixed class, please see the senior section.**

Details of the actual tests to be used at Area Qualifiers and at the Championships are in Appendix 1.

## **D1.1: ELIGIBILITY**

See Appendix 2 & 3 and G6.3

## **D1.2: DRESS, SADDLERY & TACK**

See Appendices 4, 5, 6 and 7

## **D1.3: RESULTS**

### **Team Dressage**

In calculating the team total, the best three scores will count. The team penalties for each member of a team are calculated as in Appendix 11b. The team penalties for best three team members will be added and the team with the lowest total score shall be the winners. Team results can therefore only be calculated when all team members in each phase have been judged.

## **D1.4: TIES**

### **Team Dressage**

In the event of a tie for any team placing the fourth rider's score will count. Therefore, a team of only three members must be at a disadvantage if equality with a team of four arises. In the event of further equality the collective marks for all 4 team members shall be added together and the team with the highest total shall take the higher place.

### **Individuals**

In the event of a tie for individual placings the collective marks shall be added together and the rider with the highest total shall take the higher place. It is imperative that ties at area qualifiers be resolved wherever possible.

### **Pairs Dressage**

In the event of a tie for any place the pair with the highest marks for Method of Performance will be placed highest.

## **D1.5: AWARDS**

See Appendix 10

## **D1.6: NUMBERS TO QUALIFY**

The details in Appendix 10 are applicable providing the correct number of arenas has been used according to Rule G8.3.

## **D1.7: COMMANDERS**

Dressage tests at Area Qualifiers may be commanded, but not at the Championships. Commanders should be courteous when multiple arenas are running and position themselves to avoid disturbing other riders. Commanders should only read out the **printed** text or **extracts** for each movement and must not use any other words or emphasis to prompt the rider.

## **D1.8: JUDGING**

The appropriate list judge from the BD/DI Judge's Panel will be used for all Area Qualifiers and Championships however, if in the event of a judge not being available of a suitable standard, ***dispensation will need to be gained from BRC to use a lower listed judge:***

Preliminary & Novice	List 1 to 6
Elementary & Pairs	List 1 to 5
Medium & Adv. Medium	List 1 to 3
DTM & Pairs DTM	List 1 to 5 (two judges at the championships)

### **D1.8.1: Entering the Arena**

No horse/pony either ridden or led may enter the arena, except when actually competing.  
~~Contravention will incur elimination.~~

Entering before the signal to start or failure to start within 45 seconds following the signal to start will result in a two mark penalty per judge being awarded. Prolonged failure to enter for significantly more than 45 seconds may lead to elimination.

### **D1.8.2: Execution of Tests**

#### **Salute**

All riders must take the reins into one hand when saluting. A whip, if carried, should be held in the rein hand whilst saluting.

#### **Movements to be performed**

All movements forming the test must be ridden in the order laid down on the test sheet.

#### **Execution of the movements**

A movement specified to be carried out at a specific point in the arena must be executed when the rider's body is at that point.

#### **Reins in both hands**

Tests must be ridden with reins in both hands, unless the test sheet specifies otherwise or in the case of a disabled rider (see G27.1)

#### **Transitions**

Transitions may be progressive up to and including Elementary tests unless otherwise indicated on the test sheet. At Medium level direct transitions are required.

#### **Reins in one hand during the test**

The reins and whip, if carried, should be held in the outside hand with the inside arm held down by the rider's side.

#### **Sitting and Rising Trot**

For all tests up to and including Medium the trot movements may be executed sitting or rising.

### **D1.8.3: Leaving the arena**

Riders must leave the arena after the final salute at walk on a long rein at the appropriate exit. This is assumed to be at A unless riders and officials have been advised otherwise.

A horse/pony leaving the arena at any time during the test, out of control, will be eliminated. For this purpose the test begins at A and finishes at A (unless an alternative has been advised – see preceding paragraph) after completing the test.

A horse/pony is eliminated if, during the test, it leaves the arena when the surround is 23cm high or more. When the surround is less than 23cm and is marked by boards or similar, no marks will be given for the movement when the horse/pony places all four feet outside the arena. When the arena is marked by a line only or by intermittent boards, it is at the discretion

of the judge as to the marks to be deducted.

**D1.9: SCORING**

**D1.9.1 Marks**

The judge will allocate from 0 to 10 marks for each numbered movement. Half marks may be used in all tests. These marks are then added together and any penalties deducted to arrive at the total score

If more than one judge officiates then the total score awarded by each judge is calculated, the scores are then added together to give the competitor's final score.

The scale of marks being:

10: Excellent	9: Very Good	8: Good
7: Fairly Good	6: Satisfactory	5: Sufficient
4: Insufficient	3: Fairly Bad	2 Bad
1: Very Bad	0: Not Executed	

Marks 0 and 10 must be awarded when performances warrant their use. Not Executed means that no aspect of the movement was performed.

Penalties for errors of course are:

First error.....	2 penalties
Second error .....	4 penalties
Third error .....	Elimination

**D1.9.2: Errors of course**

A rider is judged to have made an error of course when they depart from the direction or pace laid down in the test sheet.

Usually the judge, having seen an error, will signal to the competitor and, if necessary, will indicate the point at which the test must be resumed and the next movement executed. In some cases although an error has occurred the judge may feel that to stop the rider would impede the fluency of the performance. In such cases the error must be noted in the remarks column and the movement marked accordingly.

If a rider makes an error in the test (i.e. salutes incorrectly) the judge will not stop the rider, but will note the error on the score sheet, the rider will be penalised for making an error of course, and penalties applied accordingly. If the combination does not enter at A in a freestyle test, two marks should be deducted.

**D1.9.3: Resistance**

Any horse/pony refusing to continue the test for a period of 20 seconds during the test shall be eliminated. Grinding teeth or a swishing tail are signs of nervousness, tenseness or resistance on the part of the horse/pony and must be taken into account by the judges in their marks for the movements concerned as well as the appropriate collective mark.

**D1.9.4: Use of voice**

The use of the voice is prohibited and will be penalised by the loss of two marks from those that would have been awarded for the movement in which this occurred.

#### **D1.9.5: Outside Assistance**

Any outside assistance by voice, signs etc is considered as assistance to a rider or to the horse/pony and as such will be penalised by elimination.

#### **D1.9.6: Dismounting and falls**

If a rider dismounts after entering the arena, without an acceptable reason to the judge, no marks will be given for the movement when the rider dismounts. If a horse/pony and/or rider falls during the test the competitor will be eliminated.

#### **D1.9.7: Incorrect equipment or test**

Any competitor entering the arena with incorrect saddlery, or equipment, riding the wrong test or in any other way not complying with the rules will be eliminated from the class. At Area Qualifiers, however, if the Judge, Organiser and Official Steward agree the competitor may be allowed to enter the arena again, properly equipped, and perform the test Hors Concours.

A two point deduction from the final score may be awarded for every minor infringement such as incorrect dress.

#### **D1.9.8: Time allowed**

In Pairs Dressage, if competitors take more than the time allowed for the test it may have an adverse effect on the marks awarded for Artistic Merit.

All other dressage tests have no time limits or time penalties.

#### **D1.10: JUDGES**

On the day of the competition, the appointed judge(s) should refrain from any training activity relating to the competitors whom they are judging. No rider who has qualified may judge the same class in any area during the same competition year. See also Rule G26.

#### **D1.11: ARENAS**

All dressage tests shall be ridden in a standard 20m by 40m arena unless the test states otherwise. All arenas shall be set up on as level ground as possible and shall be adequately separated from each other and from other sources of distraction. Adjacent arenas should be a minimum of 5m apart and preferably 10m. It is the ultimate responsibility of the judge to check that the arena is satisfactory and to have it modified if necessary. Organisers must comply with all reasonable requests from judges in relation to arenas.

#### **D1.12: INTERPRETATION OF DRESSAGE SHEETS**

Notes on the interpretation of dressage sheets, and definitions of paces and movements are given in the current BD Rule Book. The Official BRC Competition Rules have precedence over any information given on a dressage sheet for the test in question where there is conflict. Competitors may be given their judging sheets on the completion of their class but not until the judges have sanctioned their distribution or until 30 minutes after the close of the class. Competitors taking part in two or more dressage classes on the same day judged by the same judge shall not have access to their judging sheets until after their final class.

Judges' marking sheets with remarks, duly signed by the judge, must be treated as confidential until given to the competitor when they then become their property. The competition organisers are not obliged to make public any scores other than total marks awarded and the classification of the results, though they may if they wish.

## **D2: Teams of Six Dressage**

This is an open competition for seniors and juniors (teams may be mixed) with all six horses and riders performing the same team test in a 20m x 60m arena at the same time.

### **D2.1: ELIGIBILITY**

See Appendix 2 & 3 & G6:3

### **D2.2: NUMBERS TO QUALIFY**

There will be no area qualifier for this competition - it is direct entry to BRC office. Entry forms are available on the BRC website. Teams are to be made up of juniors and seniors in any combination.

### **D2.3: SADDLERY & TACK** See Appendices 5, 6 and 7

All horses should be in similar tack. Bridles should all be snaffle bridles. Manes should be plaited and tails pulled or plaited in the same manner, except for Native Breeds and Arabs. A neat, polished appearance is essential.

### **D2.4 DRESS**

All riders and commander should be dressed the same, with black or navy jackets. All breeches should be the same light colour, white or cream stocks, gloves should also be the same colour, black long boots and spurs, if required. See Appendix 4.

### **D2.5: COMMANDERS**

Tests must be commanded. All commanders must be in riding dress, see Appendix 4. Commanders should be courteous when multiple arenas are running and position themselves to avoid disturbing other riders.

### **D2.6: JUDGING**

Two judges are required (see Organisers Rule Book).

### **D2.7: RESULTS**

The team with the highest marks will be placed first. If a team starts with four or five riders instead of six then the scorer (not the judges) will reduce the total score by 1/3 or 1/6 as appropriate.

### **D2.8: TIES**

In the event of a tie, the team with the highest mark for Discipline shall be placed highest.

### **D2.9: AWARDS** See Appendix 10

### **D2.10: GENERAL POINTS**

The test may be ridden in sitting or rising trot. Quiet and smooth aid application is essential and tactful control if a horse is disobedient. The whole team should work as one and should be aware of other riders and horses. Spacing is essential and distances must be maintained.

A close working team looks more professional and polished. Safety is also a factor to be taken into consideration. The choice of leading file and rear file is paramount, as the judges eyes tend to be drawn in that direction. Also the leading file dictates the tempo of the paces and must be aware of the needs of the other team members.

Copies of the BRC Team Dressage Tests are in Appendix 14.

## **D3: Teams of Four Dressage**

This is for Junior teams and Senior teams (separate competitions) with all four riders performing the team test in a 20m x 60m arena at the same time.

### **D3.1: ELIGIBILITY**

See Appendix 2 & 3

### **D3.2: NUMBERS TO QUALIFY**

There will be no area qualifier for this competition - it is direct entry to the BRC office. Entry forms are available on the BRC website. Teams are to be made up of either four juniors or four seniors. Two reserves will be permitted.

### **D3.3: SADDLERY & TACK** See Appendices 5, 6 and 7

All horses should be in similar tack. Bridles should all be snaffle bridles. Manes should be plaited and tails pulled or plaited in the same manner, except for Native Breeds and Arabs. A neat, polished appearance is essential.

### **D3.4 DRESS** See Appendix 4.

### **D3.5: COMMANDERS**

Tests must be commanded. All commanders must be in riding dress, see Appendix 4. Commanders should be courteous when multiple arenas are running and position themselves to avoid disturbing other riders.

### **D3.6: JUDGING**

Two judges are required for the Championships (see Organisers Rule Book).

### **D3.7: RESULTS**

The team with the highest marks will be placed first. If a team starts with three riders instead of four then the scorer (not the judges) will reduce the total score by ¼.

### **D3.8: TIES**

In the event of a tie for any place, the team with the highest mark for Discipline shall be placed highest.

### **D3.9: AWARDS** See Appendix 10

### **D3.10: GENERAL POINTS**

The test may be ridden in sitting or rising trot. Quiet and smooth aid application is essential and tactful control if a horse is disobedient. The whole team should work as one and should be aware of other riders and horses. Spacing is essential and distances must be maintained.

A close working team looks more professional and polished. Safety is also a factor to be taken into consideration. The choice of leading file and rear file is paramount, as the judges' eyes tend to be drawn in those directions. Also the leading file dictates the tempo of the paces and must be aware of the needs of the other team members.

Copies of the BRC Team Dressage Tests are in Appendix 14.

## D4: Riding Test

The Riding Test competitions are open to both Junior and Senior riders, teams to consist of four members. Junior Riding Test team members will all ride the same Prelim Test. Two Senior Riding Test team members will each ride the same Prelim Test and the other two Team members will ride the Novice Test. Details of the Tests to be ridden are at Appendix 1. All Riding Tests will be undertaken in a 20m x 40m arena. Copies of the BRC Riding Tests are in Appendix 17.

### D4.1: ELIGIBILITY

See Appendix 2 & 3 and G6.3

### D4.4: DRESS, SADDLERY & TACK

See Appendices 4, 5, 6 and 7

### D4.5: COMMANDERS

Dressage tests at Area Qualifiers may be commanded, but not at the Championships. Commanders should be courteous when multiple arenas are running and position themselves to avoid disturbing other riders. Commanders should only read out the **printed** text or extracts for each movement and must not use any other words **or emphasis** to prompt the rider..

### D4.6: JUDGING

Judges at Area Qualifiers and Championships should be from the relevant Panel of BRC Riding Test Judges (see Guidelines for Organisers Handbook). This test is to be judged as a test of competence of the rider and their influence on the pony or horse. The rider should sit in a correct position and should be able to understand and apply the aids correctly for each pace and movement. It shall not be judged as a Dressage Test.

All rules appertaining to entering and leaving the arena, execution of tests, dismounting, falls of horse/pony or rider resistances, outside assistance errors of course etc are the same as for Dressage Tests, see Rules D1.8, D1.9 and D1.11.

### D4.7: SCORING

The judge will allocate from 0 to 10 marks for each of the following: Influence of the Rider, Effectiveness of the Rider, Rider's Position, Harmony and Accuracy. Half marks may also be given. These marks are then added together and any penalties deducted to arrive at the total score. See Appendix 17B.

The scale of marks being:

10: Excellent	9: Very Good	8: Good
7: Fairly Good	6: Satisfactory	5: Sufficient
4: Insufficient	3: Fairly Bad	2 Bad
1: Very Bad	0: Not Executed	

Penalties for errors of course are:

First error.....	2 penalties
Second error .....	4 penalties
Third error .....	Elimination



#### **D4.8: NUMBERS TO QUALIFY**

See Appendix 10. The number of highest placed individual riders qualifying for the Championships will be governed by the number of arenas required (see Rule G8.3).

#### **D4.9: RESULTS**

In calculating the team total, the best three scores will count. The team penalties for each member of a team are calculated as in Appendix 11b. The team penalties for best three team members will be added and the team with the lowest total score shall be the winners. Team results can therefore only be calculated when all team members in each phase have been judged.

#### **D4.10: TIES**

##### **Teams**

In the event of a tie for any team placing the fourth rider's score will count. Therefore, a team of only three members must be at a disadvantage if equality with a team of four arises. In the event of further equality the total Rider's Influence, Effectiveness, Position and Harmony marks will be considered in turn to resolve the tie. The scores of any riders who are not in teams must be disregarded.

##### **Individuals**

In the event of a tie for individual placings the Rider's influence, Effectiveness, Position and Harmony marks will be considered in turn to resolve the tie.

It is imperative that ties at Area qualifiers be resolved wherever possible.

#### **D4.11 AWARDS**

See Appendix 10

### **D5: Dressage to Music**

BRC Dressage to Music classes are below:

- **Senior Novice Dressage to Music**, for senior individuals only.
- **Junior Prelim Dressage to Music**, for junior individuals only. Prelim freestyle will be used.
- **Junior Novice Dressage to Music**, for junior individuals only.
- **Pairs Dressage to Music**, for a pair of riders made up of any combination of senior and junior members.
- **Elementary Dressage to Music**, *mixed* class for senior and junior individuals.
- **Pick Your Own Test Dressage to Music**, *mixed class for senior and junior individuals competing at either Medium or Advanced Medium.*

***Horses will only be permitted to compete in two individual championship classes (warm up classes and pairs not included). Competitors that qualify the same horse in three individual championship classes will be required to choose which classes they will contest at the Championship. This must be declared to the Official Steward at the area qualifier on the day.***

The Senior Novice Dressage to Music will have two sections, one section for horses/ponies with no BD points, the second for horses/ponies with 0-124 BD points. BD members in the Novice DTM points section may be in group 6 or above. BD members in the Novice DTM zero points section may be in group 7 or below.

No horse in the Junior Prelim section may have been placed first to third in a Dressage to Music Championship at Novice level or above.

In the pairs dressage to music the horses and riders will be expected to ride together, side by side, for at least 80% of the test.

#### **D5.1: Eligibility**

See Appendix 2 & 3 and G6.3

#### **D5.2: Results**

The winners are the competitor or pair with the highest percentage mark. In the event of a tie in the event of a tie for any place the competitor or pair with the highest mark(s) for Artistic Presentation will be placed highest.

#### **D5.3: Time Allowed**

In Advanced Medium, Medium, Elementary and Pairs Dressage to Music the time allowed is 4½ to 5 minutes. In Novice and Prelim Dressage to Music the time allowed is 4 to 5 minutes. All DTM tests are timed from the first halt to the final halt.

If in Pairs Dressage competitors take more than the time allowed for the test it may have an adverse effect on the marks awarded for Artistic Merit.

All Dressage to Music tests will be executed in a 20m x 60m arena at the championships. At area qualifiers either 20m x 40m or 20m x 60m arenas may be used for any test.

#### **D5.4: The Music**

The music must be recorded on a standard CD. The CDs must be labelled as follows:

##### **On the CD**

Rider's name and competitor number, Horse/pony's name, Club.

##### **On the container**

- Rider's name and competitor number
- Indication of when to start the music (i.e. start music as I salute or start music as I reach D)
- If music is to be played during the exit indicate this on the container

The CD must only contain the entire compilation of music that is to be played for that specific test. It is strongly recommended that each rider has at least one spare copy to hand in.

If the music fails in the beginning, the rider will be stopped and the backup disc will be used. If the music fails at any other time, the rider must keep going unless the judge at C signals for the rider to stop.

It is very important that a definite signal to start is given.

All competitors in DTM competitions must be current music members of BD. CD's must be handed to the secretary at least 30 minutes before the scheduled time of their test. Competitors may provide their own technical adviser to be present in the commentator's box to supervise the playing of the CD. It is recommended that they have a duplicate CD readily

available. Copies of the Pairs DTM Test are in Appendix 16.

No more than 20 seconds of introductory music may be played before the entry at A. All licensing literature will be dealt with via the BD Office. Please contact the BD Music Membership Co-ordinator on 02476 698832 with any queries.

The test executed at the Championships, along with the music used should fundamentally be the same as that which was ridden at the qualifier.

#### **D5.5: Judges**

No judge should judge Dressage to Music competition if they have assisted in the making of the musical CD used in the competition.

### **Q: Quadrille**

The Quadrille is a display of horsemanship that tells a story, set to music with a team of four riders wearing costume. It should be a delight to watch. Good horsemanship, in the widest sense, is more important than pure theatre and the widest latitude is allowed in designing the patterns performed. All riders must play an active part but one or two may perform some movements not undertaken by the full team. The display need not necessarily be based on pure dressage movements.

The Quadrille Championship will consist of a Selection Trial at the Dressage to Music Championships and a Final. The Quadrille is open to senior and juniors. The teams may be made up of any combination of rider age i.e. one senior and three juniors or vice versa; four juniors or seniors; two juniors and two seniors. Teams may also be made up solely of club members or area members.

#### **Q1: ELIGIBILITY OF RIDERS**

Only one rider per team may have been placed first, second or third in a Dressage competition held under FEI Rules.

#### **Q2: ENTRIES**

Entries will be limited to a total of sixteen teams, and will be accepted on a first come first served basis. Clubs may enter a maximum of two teams. A priority of four spaces will be reserved to clubs **on a first come first served basis**, either making an entry for the first time, or who haven't made an entry for the preceding five years. Entries for these spaces open on the 1st March and close on the 21st March to be made via the BHS Bookshop. If this section is oversubscribed those clubs whose entries are rejected will need to resubmit when the general entries open on the 1st of April. Entries will remain open until the available spaces are filled, or 21 days prior to the selections trials, whichever is soonest. In the event of over subscription a wait list will be held. All team and theme details must be submitted no later than 21 days before the Championship.

#### **Q3: NUMBERS TO QUALIFY**

Four teams will be selected to compete at the Final. Only two members of the original team may be substituted with a reserve. If a selected team cannot then make it to the final then the next placed team will be invited.

#### **Q4: THE COMPETITION**

Each team will be required to perform a Quadrille, no jump or caveletti may be used. The movements will be designed by the team. ***All three paces (walk, trot and canter) must be clearly shown on both reins by all horses.***

##### **Q4.1: Size of the Arena**

The Quadrille must be performed within an Arena of 20m x 60m and must be designed on the basis that the entrance will be at A. The 'field of play' includes any area around the arena that may be used with entrance music i.e: the entire indoor arena from the entrance door/collecting ring.

##### **Q4.2: Time Allowed**

The maximum time allowed will be five minutes from the form up and salute at the beginning to the finish and salute at the end. The time allowed for the entrance music is 60 seconds, this will be timed from the moment the first horse enters the arena. Music may also be played as the team leaves the arena, again 60 seconds will be allowed. Teams will be severely penalised for going over the allotted time.

##### **Q4.3: Props**

Props may be carried in and placed on the floor within the arena as part of the routine but may not be placed there prior to the introduction. Any props used in this manner must also be removed by the team prior to the final exit. No Pyrotechnics or smoke effects are permitted.

##### **Q4.4: The Script**

A script of not more than 100 words describing the Quadrille must be sent to the BRC Office, to arrive 21 days before the competition date so that it can be distributed to officials. The script may be read out either before the team enter the arena or during their warm-up lap, at the discretion of the commentator.

##### **Q4.5: The Music**

The suitability of the music to the display will be taken into account. Teams must make copies and bring them to the competition with them. A CD containing the music must be with the commentator at least one hour before the start of the competition. The CD must be clearly marked with the team name and cued ready to start. It is good practice to also mark the case with the team name and any instructions for the commentator, such as whether there is music for an introduction, departure music etc. At least one team member will need to be a music member of BD in order for the team to compete. We recommend recording your music onto CD-ROM if possible. Do not use the re-writeable type (CD-RW), as these often will only play back reliably on the machine on which they were recorded. The write-once type is cheaper and more reliable. It is advisable not to use DVD's or mini-disks as very few venues are able to play them.

##### **Q4.6: The Costume**

Riders may wear modern or period costumes. Judges may inspect linings of jackets, skirts etc. Service dress, Period, or military costumes should look authentic throughout, including footwear, hats, wigs, gloves etc. however dress spurs will not be permitted. ***Hats must comply with the BRC accepted standards listed in G22.2 and must be correctly tagged. Any costumes or decoration added to riders hats must be made of soft materials only which will not impact on the hats safety performance, and they must not be permanently fixed to the hat with glue, screws or other fixings.***

***Horses costumes must not affect their wellbeing in any way. This includes the horse becoming increasingly hot through the performance.***

#### **Q4.7: Fall of rider**

If a rider falls during the performance the music may be stopped to allow the rider to regain their decorum and be checked over if necessary. The decision will be made by the judge at C. Riders may dismount as part of the performance. ***Provided that all competitors are mounted for both salutes, a competitor may dismount as part of the performance.***

#### **Q5 SELECTORS, JUDGES & JUDGING**

There will be three selectors at the Selection Trial and three judges at the Final. All Selectors/Judges will judge both parts of the competition, the turnout and the display. Unless otherwise stated, all salutes should be made facing C to the President of the Jury.

##### **Part 1: Turnout**

This section encompasses:

- Appearance of costume
- Accuracy of theme
- Fitting of saddlery (side saddles are allowed and all tack must be safe and fitted correctly, tack need not be identical on all team horses)
- Overall Turnout of horses

To be judged in a short inspection before the display in the arena, usually in the collecting ring. 20 marks are available for this section of the competition.

##### **Part 2: Content and performance**

This section encompasses:

- The choice and pattern of the movements in the display
- The skill and ingenuity with which they are linked
- The ability of all horses to carry out the movements
- Freedom and regularity of paces (***all three paces must be clearly shown on both reins by all horses***) – see also Rule G24.1
- The standard of riding

40 marks are available for this section of the competition.

##### **Part 3: General Artistic Impression**

This section encompasses:

- The Quadrille as a whole – as a display of horsemanship
- The music – its suitability and fitting into the theme
- The entertainment value

40 marks are available for this section of the competition.

Marks will be awarded as above and will be available on the score boards at the selection trials. Score sheets will be available to collect at the selection trial and the final.

## SJ1: Show Jumping

BRC organises several different show jumping competitions for both Junior and Senior riders.

- **Novice and Intermediate Winter Showjumping** Junior and Senior for teams of four riders only, there is no individual competition.
- **Novice and Intermediate Summer Showjumping** for Senior teams and Junior teams of four riders and individuals.
- ***Open Show Jumping, this is a mixed class open to senior and junior teams and individuals, teams may be any combination of senior and/or junior.***

Riders jump two rounds. The second round is timed and these times are used to determine minor placings when faults cannot do this. If there is equality for first place after the second round then there will be a jump off against the clock. The best three scores in each round will count for the total score.

### SJ1.1: ELIGIBILITY

See Appendix 2 & 3 and G6.3.

### SJ1.2: NUMBERS TO QUALIFY

See Appendix 10

### SJ1.3: DRESS, SADDLERY & TACK

See Appendices 4, 5, and 6

### SJ1.4: THE COURSE

The course will consist of a designated number of obstacles (see Appendix 8) that are to BS/SJA1 standard or above. A proportion of the fences should be built with fillers (brushes, walls etc). The top pole of any fence should, where possible, be wooden.

The maximum height of **first round obstacles** in Area competitions and at Championships are found in Appendix 8c.

The second round course may be raised and/or altered at the discretion of the judge and the Official Steward.

Judges and course builders are reminded that it is not necessary for fences to be set at maximum height or spread.

Safety cups, to FEI standard, must be used on the back and centre of spread fences.

### SJ1.5: WALKING THE COURSE

All competitors may be allowed to walk the course dismounted before the start of the competition. Competitors are allowed to walk the second round or jump-off course only if the track has been substantially altered by the re-siting of fences. If, after walking the course, a rider considers any aspect of the course contravenes the rules then they must make representation to the judge. If the competitor is unable to obtain satisfaction they can then lodge a formal protest in accordance with Rule G14.

### SJ1.6 ORDER OF JUMPING

At the Championships the first member of each team will jump first followed by the second member and so on, whole teams will not jump in succession. The same system is

recommended at Area qualifiers, but, it may be varied at the discretion of the organiser with the agreement of the Official Steward.

### **SJ1.7 TIME ALLOWED & TIME LIMIT**

The distance of the measured course is divided by the optimum speed for all competitions (325mpm) to assess the time allowed. The time limit is twice the time allowed, exceeding this will incur elimination.

### **SJ1.8 RESULTS & TIES**

#### **SJ1.8.1: Teams**

Each team will jump two rounds with the best three scores in each round to count for the team total. If a team member is eliminated in the first round they are permitted to compete in the second round, if two or more team members are eliminated in the first round or one team member from a team of three, then the team is eliminated and cannot continue into the second round. In competitions with individual awards (summer competitions) the team members not eliminated may compete in the second round purely as individuals.

#### **SJ1.8.2: Individuals**

Competitor's scores in the team competition will also count as their individual score.

Individuals will jump two rounds, if an individual is eliminated in the first round they are not permitted to compete in the second round.

#### **SJ1.8.3: Ties of Teams**

In the event of equality for qualifying places at the end of the second round, there will be a jump-off against the clock over a shortened course which may be raised at the discretion of the judge and the Official Steward. The order in which teams will jump may be drawn. Every member of the tying team will take part in the jump-off irrespective of previous faults or eliminations in the first two rounds. Equality for minor places will be decided on the aggregate times of the three scoring members of each tying team in the second round.

The places will be decided by the best three scores in each team and, if equality persists, by the aggregate times of the three scoring competitors in each team.

#### **SJ1.8.4: Ties of Individuals**

In the event of equality for qualifying places at the end of the second round, there will be a jump-off against the clock over a shortened course which may be raised at the discretion of the judge and the Official Steward. The order in which riders will jump may be drawn. Team members must jump in the same order as the first two rounds. Equality for minor places will be decided on the second round times.

The rider with the least faults will be the winner, if equality persists, the jump-off times will be used to decide the winner.

At the Championships there will be two separate jump-offs, for teams and individuals, over different courses with the team jump-off first. The same system is recommended at Area qualifiers, but, it may be varied at the discretion of the organiser and judge with the agreement of the Official Steward.

### **SJ1.9: AWARDS** See Appendix 10.

## **SJ1.10: COURSE INFORMATION**

### **SJ1.10.1: Course Plan**

A course plan indicating the course track, time allowed, time limit and jump off course must be displayed in the collecting ring at least 30 minutes before the start of the competition. An identical plan must be provided to the judge(s). A dotted line on the plan indicates an optional track that may be followed or left without penalty. A full line indicates a mandatory track that must be followed. The start and finish must also be displayed on the course plan.

### **SJ1.10.2: Start & Finish**

The start and finish line must be a minimum of 6m and a maximum of 25m from the first/last fence. The start and finish lines must be defined by two flags or markers.

### **SJ1.10.3 Measuring the Course**

The course must be measured by following the track that would be taken by a careful rider who would not wish to take chances by cutting corners. The jump-off course(s) must be separately measured in the same way.

### **SJ1.10.4: Checking the Course**

It is the responsibility of the judge to check the course before the start of the competition and inspect all fences. Should they consider that any alteration is necessary they should instruct the course builder accordingly.

### **SJ1.10.5: Representations**

If a competitor makes representations about the course they must make them to the judge, who should consult with the course builder and decide if any alteration is necessary. If any alterations are made all competitors must be informed and the course plans amended.

### **SJ1.10.6: Course Incorrectly Erected**

If, once the signal to start is given, a competitor jumps the course as set their score is valid even though one or more fences may have been incorrectly erected.

### **SJ1.10.7: Re-siting Of Fences**

Fences may be re-sited or removed during a competition if, in the opinion of the judge, a deterioration in the going or other special circumstances necessitates such action. Fences, which cannot be re-sited, such as a water jump, ditches or other permanent fences, must be taken out of the course. If removed the scores of all competitors penalised at such fences must be adjusted by cancelling the faults and time penalties incurred. All eliminations will still stand.

### **SJ1.10.8: Practice Fences**

There must be a minimum of two practice fences in the collecting ring, one upright and one spread. All fences must be capable of being knocked down in the normal manner and must not be fixed, jammed or positioned in a manner that prevents them from falling.

One pole may be laid flat on the ground at the ground line or up to 1m from the ground line but parallel to the fence on the take off side. At least one end of a pole or plank must be supported by a standard cup.

Sloping poles are permitted on vertical obstacles and may be placed on the front element only of spreads providing that the top end is not placed higher than the horizontal pole. Unsupported ends of sloping poles must rest at or in front of the ground line. Alternate sloping poles (ie Swedish Oxer, St Andrews Cross) are not allowed.



Practice fences must be flagged in order that they are jumped in one direction only. Red flags on the right, white flags on the left. False ground lines are not allowed. The height and spreads of practice fences must not exceed the maximum dimensions allowed for the competition in progress.

No pole or other articles of any kind are to be held by hand for the horse/pony to jump.

#### **SJ1.10.9: Timing**

Automatic timing equipment should be used in all competitions wherever possible. In addition the judge must operate a stopwatch. If electronic timing is not used at least two timekeepers with stopwatches shall be used.

If the judge considers that the course may have been incorrectly measured thus affecting the time allowed they may alter the time allowed. No competitor or other person has the right to demand the re-measurement of the course or alteration of the time allowed.

The clock should be started immediately as the competitor crosses the start line in the correct direction and is stopped immediately as the competitor crosses the finish line having jumped all fences. The clock may also be stopped and restarted under certain circumstances during the round. The period when the clock is stopped is known as "interrupted time". The competitor's time for the round is the elapsed time from starting to finishing minus interrupted time (if any) plus time penalties (if any). Every second commenced after the time allowed has elapsed will incur one time penalty.

#### **SJ1.10.10: Entering The Arena**

Competitors are only allowed to enter the arena in the following circumstances:

- To walk the course dismounted
- When called to commence their round
- When called to parade before or after a competition for ceremonial, prize giving etc
- Publicity or other special purposes
- To lead another competitor into the arena
- To render authorised assistance
- With special permission of the judge

Infringement of this rule may incur elimination at the discretion of the judge.

Competitors must enter the arena within one minute of being called to commence their round, failure to do so may incur elimination at the discretion of the judge. They must enter mounted and via the designated entrance, again failure to do so may incur elimination at the discretion of the judge. Competitors may be led into the arena by an assistant who may be mounted or on foot, the assistant must leave the arena immediately the competitor is inside.

#### **SJ1.10.11: Ringing The Bell**

The arena bell is rung in the following circumstances:

- To instruct competitors walking the course to leave the arena
- To commence a competitor's round
- To stop a competitor after a refusal has disturbed a fence
- To stop a competitor if a fence is blown down or not re-erected in time
- To signal a competitor to re-commence a round
- To eliminate a competitor
- To disqualify a competitor
- To retire a competitor

If a competitor ignores the bell during their round and continues then the judge must decide if to eliminate them or not. If the competitor is not eliminated for ignoring the bell all faults and penalties incurred will be included in their score.

#### **SJ1.10.12: Commencing The Round**

**Indoor Competitions:** The starting line may be crossed and re-crossed while waiting for the starting bell without penalty, but, crossing the start line before the bell and attempting to jump the first fence will incur elimination.

**Outdoor Competitions:** Crossing the start line before the bell incurs elimination. Crossing the start line in the wrong direction is not penalised providing it is subsequently re-crossed before attempting the first fence in the direction of the course plan.

The round commences when, following the bell, the competitor first crosses the starting line in the direction of the course plan.

Failure to commence the round within 45 seconds of the bell may incur elimination at the discretion of the judge.

#### **SJ1.10.13: Jumping The Wrong Course**

Jumping a fence in the wrong order or in the wrong direction as indicated on the course plan will incur elimination.

Jumping a fence, which does not form part of the course whether before starting, after finishing or during a round, incurs elimination. The only exception is, in indoor competitions, if after crossing the finish line the competitor jumps an additional fence which is sited within 10m of the finish it is not penalised. The term fence includes passing over the site of a fence which has been knocked down or demolished.

#### **SJ1.10.14: Failing To Jump Within 45 Seconds**

Any competitor who fails to jump their next fence on the course within 45 seconds, excluding interrupted time, incurs elimination.

#### **SJ1.10.15: Outside Assistance**

Any time after the signal to start has been given any outside assistance to a competitor, whether solicited or not, which in the judge's opinion might improve the competitor's performance, incurs elimination at the judge's discretion.

#### **SJ1.10.16: Stopping Voluntarily**

A competitor who decides that they cannot continue their round because the course is obstructed or because a fence is incorrectly erected may stop voluntarily and signal to the judge by pointing clearly with their whip or hand at the obstruction, or fence concerned. The bell will be rung and the obstruction, if any, will be removed and/or the fence will be checked and if necessary re-erected. The competitor will not be penalised unless the judge decides that the course was not obstructed or that the fence was correctly erected, in which case the competitor will be penalised as for a disobedience.

A competitor who is stopped by a judge or who stops voluntarily in accordance with the above must not continue with their round until the bell is rung again. Continuing before the bell and/or continuing from a point nearer to the next fence or the finishing line than the point at

which they pulled up incurs elimination. Circling after the bell to continue has rung constitutes disobedience and is penalised accordingly.

**SJ1.10.17: Stopping & Restarting The Clock**

The clock is stopped when the competitor pulls up and is restarted when the bell is rung to instruct the competitor to continue. When the clock is stopped the normal rules for interrupted time apply. When a competitor stops voluntarily (Rule SJ1.10.16) the judge may deduct up to 6 seconds from a competitor’s time to compensate for any delay in stopping the clock.

**SJ1.10.18: Restarting The Whole Course**

Only in very exceptional circumstances (i.e. the failure of both automatic timing and stopwatches) will a competitor who has been stopped be allowed or required to start the whole course again. In such circumstances they will start the whole course again, any faults incurred prior to being stopped will be discounted.

A competitor who has completed the course against the clock and who is required to restart because the timing has failed may elect not to do so and in this instance they will be placed immediately below a competitor with whom they would have been placed equal on faults alone.

**SJ1.10.19: Finishing The Course**

To complete the course, the competitor must cross the finishing line mounted and in the correct direction. Failure to do so incurs elimination. Passing outside the finishing line markers is penalised as a run out (see Rule SJ1.11.7) and the competitor must return to finish correctly if not eliminated for a third disobedience. If the competitor passes outside the finishing line markers and in doing so displaces a flag or marker will incur a 6 second time penalty.

**SJ1.10.20: Leaving The Arena**

Having completed the course competitors must leave the arena mounted and by the designated exit. Failure to do so incurs elimination, except in cases of injury to horse/pony and/or rider.

A competitor and/or horse/pony that leaves the arena before the completion of the round, including prior to starting, will be eliminated.

**SJ1.11: SCORING**

**SJ1.11.1: Jumping and timing Penalties**

Jumping faults will be incurred as follows:

Knocking down any part of an obstacle including the wing .....	4 faults
First disobedience on the whole course.....	4 faults
Second disobedience on the whole course.....	8 faults
Third disobedience on the whole course.....	Elimination
Fall of horse and/or rider .....	Elimination
Every second commenced over the time allowed.....	1 time penalty

**SJ1.11.2: Elimination**

Elimination is a penalty for infringing specific rules as summarised below, it is not a punishment or sanction and does not necessarily preclude a competitor from being placed or from qualifying for further competitions. Unless otherwise stated in the competition schedule,

all eliminated competitors are placed equal in the round or jump-off in which the elimination occurs immediately below competitors who completed the round or jump-off but, above competitors who retired.

An eliminated competitor must leave the arena and take no further part in the competition, unless otherwise stated in the competition schedule. Before leaving the arena after elimination for a refusal or run-out the competitor may take two attempts to jump a fence that they have already jumped, in the correct direction.

#### **SJ1.11.3: Mandatory Elimination:**

- Exceeding the time limit
- Third disobedience during the round
- Failure to re-attempt a fence after a run-out
- First fall of horse/pony and/or rider after entering the arena and before completing the course
- Crossing the starting line before the bell
- After being stopped by the judge, or stopping voluntarily, continuing the round before bell and/or from a point nearer the next fence or finish
- Re-attempting a fence, which has been disturbed, before the bell
- Failing to re-attempt a fence following a first or second disobedience
- Failure to re-attempt all fences in an open combination or leaving a closed combination by the wrong route
- Jumping a fence in the wrong order or in the wrong direction
- Jumping a fence that is not part of the course (but see Rule SJ1.10.13)
- Failing to jump a fence within 45 seconds
- Knocking the timing equipment
- Incorrectly leaving the arena
- Failing to cross the finish line mounted
- Failing to leave the arena mounted and by the designated exit, unless injured

#### **SJ1.11.4: Elimination At Judges Discretion**

- Unauthorised access to the arena
- Failure to enter the arena mounted and through the designated entrance
- Failure to enter the arena within 60 seconds of being called
- Failure to commence the round within 45 seconds
- Ignoring the bell when required to stop a round
- Receiving outside assistance

#### **SJ1.11.5: Retiring**

A competitor who has started their round may retire without completing the course for any of the following reasons:

- Safety
- Fitness of horse/pony or rider
- Failure of saddlery or equipment
- Severity of the fences
- Deterioration of the going
- When they have no chance of winning a prize

A competitor who decides to retire must signal their intention to the judge by raising their whip or hand.

### **SJ1.11.6: Knock Downs**

A fence is considered to have been knocked down when, through the fault of horse/pony or rider:

- the whole or any part of it is lowered, even if the part that falls does not actually touch the ground
- at least one end no longer rests on a cup
- any item, including wing or support intended to maintain stability of the fence and forming an integral part of it falls
- the pillars or wings of a wall placed outside the flags (if used) falls

When a fence, or part of the fence, is composed of several elements placed on top of one another in the same vertical plane, the knock down of the top element alone is penalised. A lower element is not deemed to be in the same vertical plane if the centre of the top element, when seen from the side, lies beyond the centre of the lower element in the direction of jumping.

Penalties for a knock down are only incurred in respect of fences which are knocked down as a direct result of being jumped in the correct order and providing the fence has started to fall before the competitor crosses the finish line.

Touches and displacements, in whatever direction, do not count. If the judge is in doubt they should give the benefit of the doubt to the competitor. A competitor cannot be penalised for more than one knock down per attempt no matter how much of the fence is knocked down.

### **SJ1.11.7: Disobediences**

The following are considered as disobediences and are penalised as such:

- a corrected deviation from the course
- a refusal
- a run-out (including jumping the wing)
- a resistance (including a halt)
- a more or less regular circle or group of circles no matter where they occur on the course or for whatever reason (except as defined below)
- passing outside the flags or markers of the finishing line

The first disobedience incurs 4 faults, the second 8 faults and a third elimination. A refusal with a knockdown anywhere on the course incurs a 6 second time penalty.

Disobediences during interrupted time are not penalised.

The following are NOT considered disobediences:

- circling after a disobedience or failing to re-position to re-attempt the fence
- approaching a fence at an angle and/or turning sharply to attempt it without going past it

### **Refusal**

It is a refusal when:

- a horse/pony stops or fails to take off at a fence, whether or not the fence is knocked down or displaced
- a horse/pony, when stopping, slides through a fence and knocks it down

It is not a refusal when:

- a horse/pony stops in front of a fence without knocking it down and immediately does a standing jump over the fence

It is for the judge to decide if a refusal has occurred and if so to ring the bell and stop the clock. If the bell is not rung the competitor must continue having been penalised for a knock down only.

### **Run-out**

It is a run-out when:

- the horse/pony or part of the horse/pony passes to one side of a fence to be jumped and in doing so crosses an extended line of the fence's ground line the horse/pony jumps the wing of the fence, whether or not the wing is knocked down

Following a run-out the rider must return and attempt the fence again, failure to do so incurs elimination.

### **Resistance**

It is a resistance when a horse/pony, for whatever reason, ceases to go forward, halts, rears, turns on the spot or steps back, even if this occurs as a result of a deliberate action by the rider (i.e. halting to adjust saddlery). Uninterrupted resistances are penalised as a single disobedience but, if after retaking the track the horse/pony resists again this is then penalised separately.

### **Circle**

It is a circle if the competitor deviates from the planned course and in doing so crosses their previous track.

### **SJ1.11.8: Falls**

A horse/pony is considered to have fallen when the shoulder and quarters on the same side touch the ground or touch a fence and ground simultaneously.

A rider is considered to have fallen when there is separation between them and their horse/pony, which necessitates remounting or vaulting into the saddle.

A fall of horse/pony and/or rider after entering the arena and before completing the course incurs elimination.

### **SJ1.11.9: Penalties At Single Fences**

A refusal with a knockdown anywhere on the course incurs a 6 second time penalty in addition to any faults or elimination incurred.

The bell is rung and the clock stopped immediately, when the fence is re-erected and/or checked the bell is rung again and the clock restarted when the horse is represented at the fence. The competitor must then re-attempt the fence, re-attempting the fence before the bell is rung incurs elimination. Circling after the bell has rung is a further disobedience and is penalised separately. Failing to re-attempt the fence incurs elimination unless the competitor indicates retiring (see Rule SJ1.11.5).

### **SJ1.11.10: Penalties At Open Combinations**

Each fence of an open combination is judged as a single fence, but following a disobedience all fences must be re-attempted in the correct order and faults and time penalties are cumulative over each element at each attempt. Failure to re-attempt all elements incurs elimination.

If there is a disobedience at elements B or C of a combination fence without disturbance but a previous element requires re-erection or checking then the bell will be rung and the clock stopped as per Rule SJ1.10.17

Time penalties in open combinations are as follows:

Error	Time Penalties
Fence A disturbed by disobedience	6 seconds
Fence A knocked down or disturbed followed by a disobedience at B without disturbing it	6 seconds
Fence B disturbed regardless of the state of A	6 seconds
Fences A and/or B knocked down or disturbed followed by a disobedience at C	6 seconds
Fence C disturbed regardless of the state of A and B	6 seconds
Similar errors with disobedience between further fences in the combination	6 seconds

#### **SJ1.11.11: Penalties at Closed Combinations**

If a closed combination is used then each element of the combination is judged as a single fence (see Rule SJ1.11.9). If, having jumped the first element, the horse/pony and/or rider leave the closed combination by any route other than jumping the remaining elements in the correct order, they will incur elimination.

#### **SJ1.11.12: Water Jumps**

If a water jump is included in any course it shall be judged and faulted as laid down in the current edition of the BS Member Handbook.

## **SJ2: Style Jumping**

Style Jumping is for both senior and junior riders. It is open to teams of four riders and to individuals. Each team consists of two riders jumping a 75cm course and two riders jumping an 85cm course. Individuals may choose. Riders jump one round and are judged on the style of their riding. Riders must salute the judge when entering the arena, and then canter a figure of eight until the signal to start is given; during this time, they will be judged for style on the flat.

When jumping, the rider is judged on how they ride the whole course, particular attention being given to how they ride the turns and present the horse at a fence. The rider needs to show balanced approaches to the fences and be able to maintain a good forward canter in rhythm. The position of the rider at take-off, in the air, on landing and in the following strides is assessed along with the correct judgement of pace. It is assumed that the rider is aware of the correct leading leg and is able to change it if needed (a flying change correctly and quietly done is also acceptable as is a simple change through trot). A copy of the current style jumping sheet and criteria is in Appendix 19.

### **SJ2.1: ELIGIBILITY**

See Appendix 2 & 3 and G6.3

### **SJ2.2: NUMBERS TO QUALIFY**

See Appendix 10

### **SJ2.3: DRESS, SADDLERY & TACK**

See Appendices 4, 5, and 6

### **SJ2.4: THE COURSE**

The course will have 8 to 12 obstacles, one of which should be a double. There should be no water jump. All aspects of the course should comply with BS standards. See Appendix 8c.

### **SJ2.5: TIME**

The optimum speed for this competition is set at 325mpm. One penalty point will be deducted for every second over the optimum time.

### **SJ2.6: COMMENCING & FINISHING THE ROUND**

#### **SJ2.6.1 Commencing**

Having saluted the judges, the competitor ***must canter a simple figure of eight showing a change of leg.***

#### **SJ2.6.2 Finishing**

The round will finish when the horse and rider ***jump the last fence and have passed through the finish.***

#### **SJ2.6.3 Leaving the arena**

There is no need to salute before leaving the arena. A competitor/horse leaving the arena before the completion of their round, including prior to starting, will be eliminated.

### **SJ2.7: JUDGES AND JUDGING**

There must be one judge at Area Qualifiers and Championships drawn from the relevant Panel of BRC Style Judges (see Organisers Rule Book).



**SJ2.7.1 Judging - Objectives**

To encourage riders to adopt a correct jumping position and to ride their horses/ponies with sufficient impulsion to maintain balance and rhythmical pace. They will be expected to adjust the length of their horse's stride so as to be able to jump the whole course without undue shortening or lengthening in front of the fence.

**SJ2.8: ORDER OF JUMPING**

At the Championships the first member of each team will jump first followed by the second member, whole teams will not jump in succession. The same arrangement is recommended at Area competitions, but this may be varied at the discretion of the organiser with the consent of the Official Steward.

**SJ2.9: SCORING**

**SJ2.9.1 Bonus Marks**

The judge will watch the rider continuously and give marks for each general aspects:

- Assessment of the rider before commencing the round, riding a simple figure of eight in canter showing a change of leg .....20 marks
- Equestrian feel and skill, ability to present the horse correctly at the fence and ride accurate lines. Be able to maintain a clear rhythm and correct pace. Confidence. Ability to influence the horse correctly .....30 marks
- Riders leg position, balance and ability to follow the horses movement over the fence. Security of the lower leg. Independence of the rein .....20 marks
- Horse balance and rhythm. Desire to move forward, attention and confidence, harmony, lightness and ease of movement, acceptance of the bridle, calmness of the jump .....30 marks

The evaluation of the marks to be the same as Dressage Tests.

The maximum marks available being 100.

**SJ2.9.2 Penalties**

From the marks described in SJ2.9.1 the following penalties will be deducted:

- For every second or part thereof over the optimum time ..... 1 penalty
- Knocking down any part of an obstacle including the wing..... 2 penalties
- First refusal on the whole course ..... 3 penalties
- Second refusal on the whole course ..... 6 penalties
- Third refusal on the whole course ..... Elimination
- Fall of horse and/or rider ..... Elimination
- Taking the wrong course ..... Elimination
- Failing to salute the judges ..... Elimination
- Commencing the course before the signal..... Elimination

## **SJ2.10: RESULTS**

### **SJ2.10.1 Teams**

The scores of the best three riders will count towards the team total. The team penalties for each member of a team are calculated as in Appendix 11b. The team penalties for best three team members will be added and the team with the lowest total score shall be the winners. Team results can therefore only be calculated when all team members in each phase have been judged.

### **SJ2.10.2 Individuals**

The competitor with the highest score shall be placed first in each section.

### **SJ2.10.3 Ties of Teams**

In the event of equality, the fourth riders score shall count. If there is still equality the total general aspects marks will be taken into account. If further equality the total rider's equestrian feel and skill, total horses' balance and rhythm and total rider's position and balance marks will be considered in turn to resolve the tie. A team of three riders must be at a disadvantage if equality with a team of four arises.

### **SJ2.10.4 Ties of Individuals**

In the event of equality for individual places, the competitor with the highest general aspects marks will be placed highest. If there is still equality the competitor's equestrian feel and skill, horses' balance and rhythm and rider's position and balance marks will be considered in turn to resolve the tie.

## **SJ2.11: AWARDS**

See Appendix 10.

## HT: Horse Trials

BRC runs Horse Trials competitions for Junior and Senior competitors:

**Open HT 100+** is a mixed class open to senior and junior teams and individuals, teams may be any combination of senior and/or junior. The best three scores to count. At Championships this will be a three day event.

**Senior HT 100** for teams of four riders, the best three scores to count and individuals. At Championships this will be a three day event.

**Senior HT 90** for teams of four riders, the best three scores to count and individuals. At Championships this is a two day event.

**Senior HT 80** for teams of four riders, the best three scores to count and individuals. At the Championships this will be a one day event.

**Junior HT 100** for teams of four riders, the best three scores to count and individuals. At the Championships this will be a three day event.

**Junior HT 90** for teams of four riders, the best three scores to count and individuals. At Championships this will be a two day event.

**Junior HT 80** for teams of four riders, the best three scores to count and individuals. At Championships this will be a one day event.

### HT1: ELIGIBILITY

See Appendix 2 & 3 and G6.3.

For 100+ junior competitors must be 12 years old and over on 1 January

**BE Tickets:** Competitors on a ticket with BE are eligible to gain points, unless the entry to BE is HC. Therefore the use of tickets will re-activate downgraded winnings.

**Reserves:** A reserve for a Horse Trials Championship must have completed a cross-country course to the required standard within two years prior to the Championships. This must be certified by a club official on the entry form.

**Horses practicing over obstacles:** in the interest of fairness to all competitors, courses used for Area Qualifiers and Championships would ideally only be used for those events, but since it may not be practicable to enforce this, these rules attempt to set a minimum restriction on practising over official courses. It cannot be over emphasised that any riding over obstacles which are subsequently used for an official competition is against the spirit of the rules, if not against the letter.

Area Horse Trials Qualifiers may not be held at Horse Trials Championship venue.

No pony or horse may have been ridden over or through any cross-country fences, elements, obstacles, ditches, steps or water jumps at the same venue as the Area Qualifier during the five days prior to the cross-country phase of the qualifier.

Any pony or horse, which competes at the Championships, may not have been ridden over or through any cross-country fences, elements, obstacles, ditches, steps or water jumps at the same venue as the Championship course during ten days prior to the cross-country phase

of the Championships.

## **HT1.2: Riders**

See Appendix 2 & 3.

Any rider, who competes at the Championships, may not have ridden over or through any cross-country fences, elements, obstacles, ditches, steps or water at the same venue as the Championship course during the ten days prior to the cross-country phase of the Championships.

### **HT1.2.1: Numbers to Qualify**

See Appendix 10. The number of highest placed individual riders qualifying for the Championships will be governed by the number of arenas required (see Rule G8.3).

## **HT1.3: DRESSAGE PHASE**

### **HT1.3.1: Dressage Rules**

The Dressage Phase of the Horse Trials competition will be run under the rules for Dressage (Rule D1). Except when a rider falls during a test where they will not be eliminated. They will be penalised by the effect of the fall on the execution of the movement concerned and in the collective marks.

### **HT1.3.2: Saddlery, Tack and Dress**

Full details are at Appendices 4, 5, 6 and 7.

### **HT1.3.3: Tests**

Examples of the current Horse Trials Dressage Tests are at Appendix 13.

### **HT1.3.4: Scoring**

The good marks from 0 to 10 awarded to a competitor for each numbered movement of the Dressage Test are added together with the collective marks. Then any error of course is deducted. Half marks may be awarded.

The percentage of the maximum possible good marks obtainable is then calculated. This percentage is obtained by dividing the total good marks of the judge (minus any error of course or test) by the maximum possible good marks obtainable, then multiplying by 100 and rounding the result to one decimal place. In order to convert average percentage into penalty points, this must be subtracted from 100, with the resulting figure being rounded to one decimal point. The result is the score in penalty points for the test.

### **HT1.3.5: Commanders**

Dressage tests at Area Qualifiers may be commanded, but not at the Championships. Commanders should be courteous when multiple arenas are running and position themselves to avoid disturbing other riders. Commanders should only read out the **printed** text or **extracts** for each movement and must not use any other words **or emphasis** to prompt the rider..

## **HT1.4: SHOW JUMPING PHASE**

### **HT1.4.1: Saddlery, Tack and Dress**

Full details are at Appendices 4, 5, and 6.

### **HT1.4.2: The Course**

The course will consist of a designated number of obstacles (see Appendix 8) that are to BS/SJAI standard or above. A proportion of the fences should be built with fillers (brushes, walls etc). Safety cups, to FEI standard, must be used on the back and centre of spread fences. ***Safety cups must also be used for practice fences.***

The maximum height of any obstacle in Area competitions and at Championships will be as per Appendix 8.

Judges and course builders are reminded that it is not necessary for fences to be set at maximum height or spread.

**HT1.4.3: Order of Jumping**

At all competitions the order of jumping will be at the discretion of the organiser, but, if possible riders from the same team should not follow each other in succession.

**HT1.4.4: Time Allowed & Penalties**

The Time Allowed will be based on a speed of 325mpm. Every commenced period of 1 second in excess of time allowed will be penalised by 1 time penalty.

**HT1.4.5: Jumping Penalties**

Jumping penalties will be incurred as follows:

Knocking down any part of an obstacle including the wing .....	4 penalties
First disobedience <b>on the whole course</b> .....	4 penalties
Second disobedience <b>on the whole course</b> .....	8 penalties
Third disobedience <b>on the whole course</b> .....	Elimination
First fall of rider.....	8 penalties
First fall of horse.....	Elimination
Second fall of horse and/or rider .....	Elimination
Exceeding 24 penalties (excluding time penalties).....	Compulsory Retirement

**HT1.4.6: Scoring**

The jumping penalties are added to the time penalties incurred to calculate the total penalties for this phase

**HT1.5: CROSS-COUNTRY PHASE**

**HT1.5.1: Saddlery, Tack and Dress**

Full details are at Appendices 4, 5, and 6.

**HT1.5.2: Heights**

The maximum height of any obstacle in Area competitions and at Championships will be as per Appendix 8.

**HT1.5.3: Plan**

A plan of the course shall be displayed by the time it is open for inspection. It must include:

- The course to be followed and its length
- The optimum time and the time limit
- The numbering of the fences
- Any compulsory turning points
- Fences with alternatives

**HT1.5.4: Inspection of the Course**

The cross-country course must be completed and ready for inspection by competitors by 9am on the day of the cross-country test. Competitors may view the course on foot only, after 2pm on the day preceding the competition but the course will not be finalised before 9am on the day of competition. Unauthorised alteration to or tampering with fences or direction markers on the course is strictly forbidden and may be penalised by elimination.

### **HT1.5.5: Marking the Course**

Red or white boundary markers are used to mark the start and finish and compulsory sections of the course, to define fences and indicate compulsory changes of direction. They are placed in such a way that a rider must leave a red marker on the right and a white marker on the left, failure to do so will incur elimination.

Direction markers or signs may vary in colour and are intended merely to show the general direction to be taken and to help the rider find their way. Passing close to them is not obligatory.

Boundary and direction markers will be large and placed in a conspicuous position. All fences, boundary and direction markers which have to be observed by riders must be exactly positioned by the time the course is open for inspection by riders and any variations in the course for different classes clearly marked.

### **HT1.5.6: Modifications to the Course**

After the course is open for inspection by riders no alteration may be made, except that, where exceptional circumstances (such as heavy rain) make one or more fences unfair or dangerous, the organisers, or Official Steward is authorised to reduce the severity of or to bypass such fences. In such cases the chief cross-country steward and every rider must be officially and personally informed of the proposed alteration before the start of the test. An official may be stationed at the place where the alteration has been made, in order to warn riders.

If it is necessary, in the interests of safety, to order a fence to be by-passed during the competition, all jumping faults previously incurred at that fence shall be cancelled with the exception of elimination. A competitor who had been eliminated shall NOT be re-instated in the competition. Once taken out, the fence shall NOT be re-introduced. The Official Steward will decide what arbitrary adjustment shall be made to competitors' times.

### **HT1.5.7: Alternative Fences**

Alternative fences or elements may be flagged separately and must be identified by the same number/letter as on the direct route. In this case both sets of flags must be marked with a black line. Such "black flag" alternatives are to be judged as separate fences or elements, only one of which has to be jumped. A competitor is permitted to change, without penalty, from one black flagged line to another (e.g. jumping 6A left hand route and 6B right hand route) provided they have not presented their pony/horse at the next element of the original line.

### **HT1.5.8: Fences**

As with BE, BRC count the number of jumping efforts rather than the number of fences in the cross-country course. The number is counted by taking the direct route at combination fences. All fences must be solid and fixed. Where natural hedges are used they must be reinforced as necessary, so that they present as far as possible the same problem throughout the competition. All fences must be flagged and numbered.

Any fence at which a pony/horse, in falling, is liable to be trapped or to injure itself, must be secured by cord in such a way that parts of the fence can be quickly dismantled and rebuilt exactly as before.

### **HT1.5.9: Measurement of Fences**

Fences are measured from the point from which the average pony/horse would normally take off. In the case of a fence where the height cannot be clearly defined (e.g. natural hedge, brush fence) the measurement is taken to the fixed and solid part of the fence, through which

the pony/horse cannot pass with impunity.

The overall height of a natural hedge or brush fence may not exceed the maximum height by more than 20cm; however the brush or hedge above the normal maximum height must be brushable through and must not be likely to injure a horse. (A conventional birch steeplechase type fence does normally meet these criteria, provided the top has only thin branches).

There is no limit to the overall height of a bullfinch, provided that the average pony/horse can reasonably be expected to pass through and the fixed and solid part is clearly defined. In the case of a fence with a spread only (e.g. dry ditch, water jump), a guardrail or hedge not exceeding 50cm, which facilitates jumping, is permitted in front, but must be included in the measurement of the spread.

**Drop Fences:** The depth of a drop is measured from the highest point of the obstacle, including from the top of the brush, to where the average pony/horse would normally land. The maximum depth of the drop must not exceed the following:

HT 80 and 90	1.2m	Open 100+	1.6m
HT 100	1.4m		

**Water:** Where a pony/horse is required to jump a fence in or out of water, or where there is a fence in the water, the depth of the water is measured from firm ground where the pony/horse would normally take off or land. Elsewhere the water should not greatly exceed the maximum depth. In order to discourage a pony/horse from attempting to jump over it, any water crossing ought to be as long as possible and should ideally be not less than 6m from point of entry to point of exit. The maximum depth of the water in a drop in/out of water fence must not exceed the following:

HT 80, 90 and 100	0.2m	Open HT 100+	0.3m
-------------------	------	--------------	------

**Overhead Obstructions:** Any roof or other fixed and solid barrier over a fence must be not less than 3.36m above ground level.

#### **HT1.5.10: Dimensions of Fences:**

Details of the dimensions of cross-country fences are at Appendix 8. Fences do not have to be uniform in terms of height, spread etc throughout their length, or that these dimensions may never be exceeded anywhere between the red and white flags marking the extent of the fence. It is sufficient if all parts of the fence, where the average pony/horse and rider could reasonably and conveniently be expected to jump; do not exceed the maximum permitted dimensions.

### **HT1.6: ONE, TWO & THREE DAY EVENTS**

#### **HT1.6.1: Order of Phases**

The Horse Trials Championships are a combination of one, two and three day events, and, as such will have the following phases:

##### **Senior and Junior HT 80 – One Day Event**

Day 1                      Dressage, Show Jumping, Cross-country

##### **Senior and Junior HT 90 – Two Day Event**

Day 1                      Dressage and Show Jumping

Day 2                      Roads & Tracks, Steeplechase and Cross-country

## **Senior and Junior HT 100 and HT Open 100+ – Three Day Events**

Day 1	Vet Inspection and Dressage
Day 2	Roads & Tracks, Steeplechase and Cross-country
Day 3	Vet Inspection and Show Jumping

***Vet Inspection: Horses should be plaited where applicable and presented in a bridle. Dress is as for dressage (day on 1), show jumping (day 3) or smart casual dress with appropriate footwear. See Appendix 12 for more details.***

The same pony/horse and rider must complete all phases mounted; spot checks will be carried out to ensure compliance.

The **HT90, HT100 and Open 100+ events** include two Road & Tracks (Phases A and C) a Steeplechase (Phase B) and a Cross-country phase (Phase D). Except for the compulsory 1 minute halt before Phase B and the 10 minute halt before Phase D all the phases will follow one another without interruption in the order. A course plan will be displayed giving distance, optimum time and time allowed for each phase, based on the speeds in appendix 8.

**Phases A & C:** In addition to directional signs there will be markers at 1km intervals from the start. Competitors may dismount at any time on the Roads & Tracks and walk beside their pony/horse but they must be mounted to pass through the finish of each phase. Exceeding the optimum time per phase will incur 1 penalty point per second, exceeding the time limit (one fifth more than the optimum time) per phase will incur elimination.

**Phase B:** There is a compulsory 1 minute halt between the end of Phase A and the start of Phase B. Exceeding the optimum time per phase will incur 0.8 penalty points per second, exceeding the time limit (four times optimum time) will incur elimination. Faults at Steeplechase fences will be penalised as per Rule HT1.8.1.

**Phase D:** There is a compulsory 10 minute halt between the end of Phase C and the start of Phase D. During this halt a panel of a veterinary surgeon and officials will inspect each pony/horse; this panel has the right to eliminate any pony/horse that is unfit to continue onto Phase D. Exceeding the optimum time per phase will incur 0.4 penalty points per second, exceeding the time limit (twice the optimum time) will incur elimination. For every second in excess of 15 seconds under the optimum time will incur 0.4 penalty points per second.

### **HT1.6.2: Independence of Phases**

The four phases are independent of each other. Loss of time in one phase cannot be made up in another.

### **HT1.7: METHOD OF STARTING**

Competitors must start from within a simple enclosure which must be erected at the start, measuring approximately 5m square, with an open front marked with a red and white flag. Alternatively, a similar sized enclosure may be used with an open front and a gap of approximately 2m in one or both sides from which ponies/horses will enter, provide that the sides of the side opening are padded or otherwise constructed to ensure that neither pony/horse nor rider entering through the side can be injured. The starter will count down from five before giving the signal to start and the competitor may move around the enclosure. Cantering through a side entrance may be considered inappropriate or dangerous riding and, as such, may be eliminated at the discretion of the Official Steward.

If a pony/horse fails to cross the start line within 60 seconds of the signal being given the



competitor will be eliminated.

Assistance within the starting enclosure is permitted, provided it ceases immediately the start signal is given. From that instant the competitor is considered to be on the course and thus any further assistance is forbidden.

The order of starting will be for the first rider of each team will go first followed by the second rider of each team and so on. No team will ride in succession.

## **HT1.8: SCORING**

### **HT1.8.1 Penalties**

These penalties are cumulative:

First disobedience at a jump .....	20 penalties
Second disobedience at the same jump .....	40 penalties
Third disobedience at the same jump .....	Elimination
Fourth disobedience on the whole course .....	Elimination
Fall of rider at a fence .....	65 penalties
Second fall of rider on the course .....	Elimination
Fall of pony/horse at a fence .....	Elimination
Every commenced period of 1 second in excess of the optimum time .....	0.4 penalties
Every commenced period of 1 second in excess of 15 seconds under the optimum time .....	0.4 penalties
Exceeding the time limit (cross-country) .....	Elimination
Error of course (omission of jump, boundary flag, not rectified, retaking an obstacle already jumped .....	Elimination
Jumping an obstacle in the wrong order .....	Elimination
Jumping an obstacle with crossed flags .....	Elimination
Trapped pony/horse .....	Elimination
Inappropriate or dangerous riding .....	Discretionary 25 penalties
Riding improperly dressed .....	Discretionary Elimination
Starting early .....	Discretionary Elimination

There will be no marked penalty zones. Faults (refusals, run-outs, circling and falls) will be penalised only, if, in the opinion of the judge concerned, they are connected with the negotiation of one of the numbered fences. Jumping penalties will be added to any time penalties to calculate the total cross-country penalties.

Competitors are free to choose their pace whilst on the course, but should be aware that any sudden slowing down in the final third of the course may be categorised as inappropriate riding and penalised accordingly.

### **HT1.8.2: Definition of Faults**

**Refusals:** A pony/horse is considered to have refused if it stops in front a fence to be jumped and that fence exceeds 30cm. A stop at fences of 30cm or less in height followed immediately by a standing jump is not penalised. A pony/horse may step sideways, but if the pony/horse steps back, even a single pace, voluntarily or not, or if the halt is prolonged, this constitutes a refusal. If a pony/horse that has already stepped back once is re-presented at the fence and halts or steps back a second time, or if the halt is prolonged and the rider redoubles or changes their effort, still without success, this constitutes a second refusal and so on. After

the fourth cumulative refusal the competitor is eliminated.

**Run-Outs:** A pony/horse is considered to have run out if it avoids a fence to be jumped and runs out to one side or the other.

**Circles:** A pony/horse is considered to have circled if it crosses its original track, from whichever direction, while negotiating or attempting to negotiate a fence or part thereof. If a pony/horse completes a circle while being re-presented at a fence after a refusal, run-out or a fall, it will only be penalised for the disobedience or fall. A competitor may circle without penalty between fences even if they are quite close together, provided they clearly do not present their pony/horse in an attempt to negotiate the second fence after jumping the first. However, if two or more elements of a fence are lettered A, B or C i.e. are designed as one integral test, then any circling between these elements shall be penalised.

**Fall of Rider:** A rider is considered to have fallen when they are separated from their pony/horse, which has not fallen, in such a way as to necessitate remounting or vaulting into the saddle.

**Fall of Pony/Horse:** A pony or horse is considered to have fallen when the shoulder and the quarters have touched either the ground or the fence and the ground.

**Fences not on the course:**

There is no penalty for jumping a fence that is not on the course unless it has crossed flag/s.

**HT1.8.3: Double, Treble or Multiple Fences**

If two or more fences, although sited close together, are designed as separate problems, each will be numbered and judged independently. A competitor may circle between them without penalty, provided that this is not as a result of attempting to negotiate a fence that they have already jumped.

If however, a fence is formed of several elements such as banks or steps, a normal or an angled combination, each part will be flagged and marked with a different letter (A, B or C etc) but only the first need be numbered and it will be judged as one fence. A competitor may refuse only twice in all without incurring elimination and any circle is penalised as for a refusal but, if a competitor refuses at any part, they are at liberty to retake the complete obstacle.

**HT1.8.4: Elimination & Retiring**

Competitors eliminated or retiring from any part of the course for any reason whatsoever shall leave the course at a walk and shall take every precaution to avoid disturbing other competitors. They shall not jump fences after elimination or retiring. At the discretion of the Official Steward disciplinary action may be taken for contravention of this rule.

At Area Qualifiers or Championships, senior officials (i.e. the Official Steward, assistant steward, chief show jumping judge, cross-country steward, cross-country controller or the doctor), may at any time exclude from the competition any competitor who, in their considered opinion, is severely injured or unfit to continue, for instance as a result of a fall.

**HT1.8.5: Medical Suspension**

Any competitor who has had a fall must see the doctor and be passed fit to ride, before continuing the competition with that pony/horse or before riding another pony/horse. See also G28.

### **HT1.9: COMPETITOR IN DIFFICULTY**

Any competitor who has refused at a fence must, under penalty of elimination at the discretion of the Official Steward, quickly clear the way for a following competitor and must await the instructions of the fence judge before making another attempt. The time they are delayed is not recorded.

If a fence is completely obstructed by a competitor in difficulty, or is in need of repair, subsequent competitors must be halted. In such a case, the fence judge must record the length of time the competitor was held. Whenever competitors are held by fence judges, permission to restart must be co-ordinated with cross-country control.

If, in attempting to negotiate a fence, a pony/horse becomes trapped in such a way that it is liable to injure itself or be unable to proceed without assistance, the fence judge shall decide if parts of the fence shall be dismantled or if any other assistance shall be given to extricate the pony/horse. In such a case the fence judge will first instruct the competitor to dismount. The competitor will be eliminated from the competition.

### **HT1.10: OUTSIDE ASSISTANCE**

Outside assistance is forbidden, under penalty of elimination. Any intervention by a third party, whether solicited or not, with the object of facilitating the task of the rider or helping their horse is considered outside assistance. Similarly it is forbidden for a competitor to join or accept a lead from another competitor. Examples of outside assistance include:

- joining another competitor and continuing with them
- following or in any other way being accompanied by another person while on the course
- arranging for associates to provide signals or encouragement
- tampering with an obstacle or its marker flags
- the use of any electronic equipment by riders
- spectators who draw attention to a competitor to any deviation from the course
- a fence judge or official assisting a competitor by directions to rectify an error of course.

Assistance within the starting enclosure is permitted, provided it ceases immediately the start signal is given. From that instant the competitor is considered to be on the course and thus any further assistance is forbidden.

The following forms of assistance are allowed:

- whips, headgear or spectacles may be handed to a competitor without dismounting.
- fence judges are allowed to call first or second refusal etc. A competitor may receive clarification of jumping penalties from the fence judge (e.g. after knocking a flag at the corner of a fence).

The Official Steward will decide whether or not a competitor has received outside assistance. Fence judges should record the details on the fence score sheets if they consider outside assistance has been given with full details.

### **HT1.11: OVERTAKING**

#### **HT1.11.1: Between Fences**

A competitor catching up another may overtake but only at a safe and suitable place. In such circumstances the leading competitor must give way. It is forbidden, under penalty of elimination at the discretion of the Official Steward, for either competitor to wilfully obstruct or cause any damage to the other.

### **HT1.11.2: At any Fence**

When the leading competitor is committed to jumping a fence, a following competitor may jump that fence only in such a way that will cause no interference to another; if interference occurs they may be eliminated, at the discretion of the Official Steward.

### **HT1.12: TIME KEEPING**

Time is counted from the signal to start until when the pony's/horse's nose passes the finish. Time is counted in whole seconds, fractions being taken to the next second (i.e. 30.4 seconds is recorded as 31 seconds). Periods when a competitor has been held by a fence judge or an official will be deducted from the total time on the course in order to give the actual time for completing the course.

In the event of a timing error the Official Steward is allowed to make an accurate estimate of a competitor's time utilising official times taken around the course.

### **HT1.13: SCORING**

#### **HT1.13.1: Total Score**

The total score for an individual is obtained by adding the Dressage, Show Jumping and Cross-country penalties together. The team total is obtained by adding together the three lowest individual penalty scores.

#### **HT1.13.2 Ties**

In the event of a tie for any place in a team one day event, the score of the fourth rider will be taken into consideration. If there is still equality the total marks for all the riders in the tying teams will be considered in the following order:

- lowest total cross-country penalties (jumping and time)
- lowest total deviation from the cross-country optimum time
- highest total good dressage marks

In the event of a tie for any place in an individual one day event, the riders will be placed by considering their marks in the following order:

- lowest total cross-country penalties (jumping and time)
- nearest the cross-country optimum time
- highest good dressage marks

In the event of a tie for any place in a team two or three day event, the score of the fourth rider will be taken into consideration. If there is still equality the total marks for all the riders in the tying teams will be considered in the following order:

- lowest total cross-country penalties (jumping and time)
- best steeplechase score
- lowest total deviation from the cross-country optimum time

In the event of a tie for any place in an individual two or three day event, the riders will be placed by considering their marks in the following order:

- lowest total cross-country penalties (jumping and time)
- best steeplechase score
- lowest total deviation from the cross-country optimum time

### **HT1.14: AWARDS**

See Appendix 10.

## CH: CHALLENGE

The Festival of the Horse Challenge (FOTH Challenge) is a test of the ability of a pony/horse and rider to negotiate a show jumping course together with a cross-country course. BRC runs six Challenge competitions for Junior and Senior riders:

**Senior Challenge 90 and Challenge 100** for teams of four riders, (the best three scores to count) and individuals.

**Senior Pairs Challenge 90** for teams of two senior members.

**Junior Challenge 90 and Challenge 100** for teams of four riders, (the best three scores to count) and individuals.

**Junior Pairs Challenge 90** for teams of two junior members.

All pairs competitions at Area and at the Championships will be run after the corresponding Team/Individual Novice competition.

### CH1: ELIGIBILITY OF PONIES/HORSES

See Appendix 2 & 3 and G6.3.

Horses that compete in either the CH90 or CH100 may also compete in the Pairs CH90.

**BE Tickets:** Competitors on a ticket for BE are eligible to gain points unless the entry to BE is HC, therefore the use of tickets will re-activate downgraded winnings.

**Reserves:** A reserve for the FOTH Championship must have completed a cross-country or an FOTH Challenge course to the required standard within two years prior of the Championships. This must be verified by a club official on the championship entry form.

**Horses practicing over obstacles:** See Rule HT1.1. Area Challenge qualifiers must not be held at the Challenge championship venue.

#### CH1.1.1 ELIGIBILITY OF RIDERS

See Appendix 2 & 3.

Any rider, who competes at the Championships, may not have ridden over or through any cross-country fences, elements, obstacles, ditches, steps or water at the same venue as the Championship course during the ten days prior to the day of the Championships.

#### CH1.2: NUMBERS TO QUALIFY

See Appendix 10.

#### CH1.3: SADDLERY, TACK AND DRESS

Full details are in Appendices 4, 5, and 6.

#### CH1.4: THE COURSE

Consists of 7-10 show jumping obstacles followed by 15 - 25 cross-country jumping efforts.

##### CH1.4.1: Heights

Full details are in Appendix 8.

##### CH1.4.2: Plan

A plan of the entire course shall be displayed by the time it is open for inspection. It must include:

- The course to be followed and its length
- Which fences are show jumps which are cross-country jumps
- The numbering of the fences
- Any compulsory turning points
- Fences with alternatives

#### **CH1.4.3: Inspection of the Course**

See Rules SJ1.5 and HT1.5.4

#### **CH1.4.4: Marking the Course**

See Rule HT1.5.5

#### **CH1.4.5: Modifications to the Course**

See Rule HT1.5.6

#### **CH1.4.6: Alternative Fences**

See Rule HT1.5.7

#### **CH1.4.7: Fences**

Show Jumping:

The show jumping course will:

- consist of 7 - 10 show jumps, including at least one double (at least two doubles at the Championships), and include a proportion with fillers (brushes, walls etc)
- be built to BS standards
- have safety cups, to FEI, standard on the back and centre of spread fences
- black flag alternatives may be used
- offset doubles may be used

Cross-country:

The FOTH Challenge course:

- will consist of 15 – 25 jumping efforts
- will be strongly built with a good ground line and should look imposing
- will have all fences flagged and numbered
- will have any fence at which a pony/horse, in falling, is liable to be trapped or to injure itself, secured by cord in such a way that parts of the fence can be quickly dismantled and rebuilt exactly as before
- may include up to 3 dressing fences in the Junior and Senior Pairs at Championships (optional at Area)

#### **CH1.4.8: Measurement of Fences**

See Rule HT1.5.9

#### **CH1.4.9: Dimensions of Fences:**

See Rule HT1.5.10 and Appendix 8

### **CH1.5: METHOD OF STARTING**

#### **CH1.5.1: Team & Individual competitions:**

The rider will, when instructed by the judge to do so, commence their show jumping round, once they have completed show jumping they will then go directly onto the cross-country course, they must go through the show jumping finish and the cross-country start lines, these may be combined if necessary.

**CH1.5.2: Pairs Competitions**

The show jumping phase will be run as a pairs relay, the second rider to wait in a designated area whilst the first rider competes and until the first rider has passed a whip to them to commence their round. The whip must be exchanged in the box. If the whip is dropped by either pair, they may dismount in order to pick it up and request help to remount from the box steward. When the second rider has completed their show jumping round the pair will go directly onto the cross-country course. (If the first rider requires a whip for the cross-country phase this may be held for them by the change-over steward and handed to them prior to leaving the box). If a rider leaves the box prior to hand over of the whip they must return to exchange correctly. The second rider will go directly from show jumping onto the cross-country phase, the first rider may leave the box when the second rider has jumped their last show jump. ***For the cross-country phase disobediences are accrued separately by each rider.***

**CH1.6: SCORING**

**CH1.6.1 Penalties**

Show Jumping Phase:

Jumping penalties will be incurred as follows:

Knocking down any part of an obstacle including the wing.....	4 penalties
First disobedience on the whole course.....	4 penalties
Second disobedience on the whole course.....	8 penalties
Third disobedience on the whole course.....	Elimination
First fall of rider .....	8 penalties
First fall of horse.....	Elimination
Second fall of horse and/or rider .....	Elimination
Exceeding 24 jumping penalties .....	Compulsory retirement (Therefore not allowed to continue on the cross country course)

Cross-country Phase:

Penalties will be incurred as follows, these penalties are cumulative:

First disobedience at a jump .....	20 penalties
Second disobedience at the same jump.....	40 penalties
Third disobedience at the same jump .....	Elimination
Fourth disobedience on the whole course .....	Elimination
Fall of rider at a fence .....	65 penalties
Second fall of rider on the course .....	Elimination
Fall of pony/horse at a fence .....	Elimination
Error of course (omission of jump, jumping a fence in the wrong direction, jumping a fence with crossed flags, jumping the boundary flag etc) not rectified, retaking an obstacle already jumped .....	Elimination
Trapped pony/horse.....	Elimination
Inappropriate or dangerous riding .....	Discretionary 25 penalties

**CH1.6.2: Dressing Fence Penalties**

The Judge will allocate a mark from 0 to 10. If more than one judge officiates then the scores awarded by each judge will be averaged to give the competitor's mark. This mark will be converted by the scorers to penalties by subtracting from 10.

The marks are given on a sliding scale from 10 for a pair that are side by side on the approach, take off, over the fence, landing and riding away, down to 0 for a pair that are never side by

side throughout the jumping process.

### **CH1.6.3: Time**

Show Jumping Phase:

The Time allowed will be based on a speed of 325mpm. Every commenced period of 1 second in excess of time allowed will be penalised by 1 time penalty.

Cross-country Phase:

The Optimum Time will be based on a speed of 450mpm (Challenge 90) or 475mpm (Challenge 100).

The time penalties being:

Every commenced period of 1 second in excess of optimum time ..... 0.4 penalties  
Every commenced period of 1 second under the optimum time ..... 0.4 penalties  
If any Challenge 90 competitor exceeds the Challenge 100 speed (475mpm) -  
Every commenced period of one second under the Challenge 100 speed ..... 1 penalty  
If any Challenge 100 competitor exceeds 520mpm - Every commenced  
period of the second under 520mpm speed ..... 1 penalty

### **CH1.6.4: Definition of Faults**

See Rules SJ1.11 and HT1.8.2

### **CH1.6.5: Double, Treble or Multiple Fences**

See Rule HT1.8.3

### **CH1.6.6: Elimination & Retiring**

See Rules SJ1.11.2 and HT1.8.4

### **CH1.7: COMPETITOR IN DIFFICULTY**

See Rule HT1.9

### **CH1.8: OUTSIDE ASSISTANCE**

See Rules SJ1.10.15 and HT1.10

### **CH1.9: OVERTAKING**

See Rule HT1.11

### **CH1.10: TIME KEEPING**

The entire competition will be timed. The show jumping and cross country phases will be separately timed. Manual time is counted in whole seconds, fractions being taken to the next second (i.e. 30.4 seconds is recorded as 31 seconds). Automatic time is counted to fractions of a second.

The time in the pairs competitions is counted from the signal to start the first rider in each phase to when the second pony's/horse's nose passes the finish after each phase.

Periods when a cross-country fence judge or an official has held a competitor will be deducted from the total time on the course in order to give the actual time for completing the course.

### **CH1.11: SCORING**

#### **CH1.11.1: Total Score**

The team total is obtained by adding together the three lowest individual penalty scores per team.



The pairs total is obtained by adding together each rider's penalty scores, and add any dressing fence penalties and any time penalties the pair accrued.

#### **CH1.11.2 Ties**

In the event of a tie for any team place in a competition, the score of the fourth rider will be taken into consideration. If there is still equality the total marks for all the riders in the tying teams will be considered in the following order:

- lowest total penalties
- fastest show jumping times
- nearest to cross-country optimum time (if still equal preference will be given to the nearest OVER the time allowed)

In the event of a tie for any place in an individual competition, the riders will be placed by considering their marks in the following order:

- lowest total penalties
- fastest show jumping time
- nearest to cross-country optimum time (if still equal preference will be given to the nearest OVER the time allowed)

In the event of a tie for any place in a pairs competition, the pairs will be placed by considering their marks in the following order:

- lowest total penalties
- fastest show jumping times
- nearest to cross-country optimum time (if still equal preference will be given to the nearest OVER the time allowed) for the pair

#### **CH1.12: AWARDS**

See Appendix 10.

## CT: Combined Training

BRC runs two FOTH Combined Training competitions, one for juniors and one for seniors.

**Seniors** for teams of four with the best three scores to count and individuals. Two team members compete in the Prelim/75 section and two in the Novice/85 section.

**Juniors** for teams of four with the best three scores to count and individuals. Two team members to compete in the Prelim/75 section and two in the Novice/85 section.

### CT1: ELIGIBILITY

See Appendix 2 & 3 and G6.3

### CT2: ORDER OF TESTS

Combined Training consists of two phases, Dressage and Show Jumping and they must be taken in that order. The same horse and rider must complete both phases and elimination from one phase will result in elimination from the competition.

#### CT2.1: DRESSAGE PHASE

##### CT2.1.1: Dressage Rules

The Dressage Phase of the Combined Training competition will be run under the Rules for Dressage (Rule D1).

##### CT2.1.2: Saddlery, Tack and Dress

Full details are at Appendices 4, 5, 6 and 7. Refer to Horse Trials Tack and dress for the relevant discipline.

##### CT2.1.3: Tests

Examples of the current Tests are at Appendix 13.

##### CT2.1.4: Commanders

Dressage tests at Area Qualifiers may be commanded, but not at the Championships. Commanders should be courteous when multiple arenas are running and position themselves to avoid disturbing other riders. Commanders should only read out the **printed** text or **extracts** for each movement and must not use any other words **or emphasis** to prompt the rider.

##### CT2.1.4: Scoring

The good marks from 0 to 10 awarded to a competitor for each numbered movement of the Dressage Test are added together with the collective marks. Then any error of course is deducted. Half marks may be awarded.

The percentage of the maximum possible good marks obtainable is then calculated. This percentage is obtained by dividing the total good marks of the judge (minus any error of course or test) by the maximum possible good marks obtainable, then multiplying by 100 and rounding the result to one decimal place. In order to convert average percentage into penalty points, this must be subtracted from 100, with the resulting figure being rounded to one decimal point. The result is the score in penalty points for the test.

#### CT2.2: SHOW JUMPING PHASE

##### CT2.2.1: Saddlery, Tack and Dress

Full details are at Appendices 4, 5, 6 and 7. Refer to Horse Trials tack and dress for the relevant discipline.

**CT2.2.2: The Course**

The course will consist of a designated number of obstacles (see Appendix 8) that are to BS/ SJA1 standard or above. A proportion of the fences should be built with fillers (brushes, walls etc). Safety cups, to FEI standard, must be used on the back and centre of spread fences.

The maximum height of any obstacle in Area competitions and at Championships will be as per Appendix 8.

Judges and course builders are reminded that it is not necessary for fences to be set at maximum height or spread.

**CT2.2.3: Order of Jumping**

At all competitions the order of jumping will be at the discretion of the organiser, but if possible, riders from the same team should not follow each other in succession.

**CT2.2.4: Time Allowed & Penalties**

The time allowed will be based on a speed of 325mpm. Every commenced period of 1 second in excess of time allowed will be penalised by 1 time penalty.

**CT2.2.5: Jumping Penalties**

Jumping penalties will be incurred as follows:

Knock down.....	4 penalties
1 <sup>st</sup> disobedience .....	4 penalties
2 <sup>nd</sup> disobedience .....	8 penalties
3 <sup>rd</sup> disobedience .....	Elimination
1 <sup>st</sup> fall of rider.....	8 penalties
2 <sup>nd</sup> fall of rider .....	Elimination
1 <sup>st</sup> fall of horse.....	Elimination
Every second commenced over the time allowed.....	1 penalty

**CT2.2.6: Scoring**

The jumping penalties are added to the time penalties incurred to calculate the total penalties for this phase.

**CT3: RESULTS**

**CT3. 1: Total Score**

The total score for an individual is obtained by adding the Dressage and Show Jumping penalties together.

**CT3. 2: Individuals**

The individual with the lowest total score will win.

**CT3. 3: Teams**

In calculating the team total, the best three scores will count.

The team penalties for each member of a team are calculated as in Appendix 11b.

The team penalties for best three team members will be added and the team with the lowest total score shall be the winners.

Team results can, therefore, only be calculated when all team members in each phase have

been judged.

#### **CT3.4: Ties**

##### **CT3.4.1: Teams**

In the event of a tie for any team placing the fourth rider's penalties will count. Therefore, a team of only three members must be at a disadvantage if equality with a team of four arises. In the event of further equality the dressage penalties for all team members shall be added together and the team with the lowest total shall take the higher place. If equality still remains the fastest aggregate time of all team members in the show jumping phase shall be the deciding factor.

##### **CT3.4.2: Individuals**

In the event of equality of individuals for any place, then the lowest dressage penalties shall be the deciding factor. If equality still remains the fastest time in the show jumping phase shall be the deciding factor.

#### **CT4: AWARDS & NUMBERS TO QUALIFY**

See Appendix 10. The number of highest placed individual riders qualifying for the Championships will be governed by the number of arenas required (see Rule G8.3).

## APPENDIX 1: Dressage Tests and Entry Fees

	AREA	CHAMPIONSHIPS
<b>Winter Dressage Championships</b>		
<b>Novice Winter Dressage 2016</b>	BRC D2 (2014)	BRC D2 (2014)
	BRC D10 (2014)	BRC D10 (2014)
<b>Novice Winter Dressage 2017</b>	Prelim 2 (2016)	Prelim 2 (2016)
	Novice 27 (2007)	Novice 27 (2007)
<b>Intermediate Winter Dressage 2016</b>	BRC D3 (2014)	BRC D3 (2014)
	BRC D10 (2014)	BRC D10 (2014)
	Novice 30 (2006)	Novice 30 (2006)
	Elementary 44 (2002)	Elementary 44 (2002)
<b>Intermediate Winter Dressage 2017</b>	Prelim 7 (2002)	Prelim 7 (2002)
	Novice 30 (2006)	Novice 30 (2006)
	Novice 34 (2009)	Novice 34 (2009)
	Elementary 43 (2006)	Elementary 43 (2006)
	Medium 71 (2002)	Medium 71 (2002)
<b>Festival of the Horse Championships</b>		
<b>Combined Training 2016</b>	BRC HT 90 Q (2013)	BRC HT 90 Q (2013)
	BRC HT 100 Q (2013)	BRC HT 100 Q (2013)
<b>Combined Training 2017</b>	BRC HT 90 Q (2013)	BRC HT 90 Q (2013)
	BRC HT 100 Q (2013)	BRC HT 100 Q (2013)
<b>National Horse Trial Championships</b>		
<b>BRC HT 80</b>	BRC HT 80 Q&C (2013)	BRC HT 80 Q&C (2013)
<b>BRC HT 90</b>	BRC HT 90 Q (2013)	BRC HT 90 C (2013)
<b>BRC HT 100</b>	BRC HT 100 Q (2013)	BRC HT 100 C (2013)
<b>BRC HT 100+</b>	BRC HT 100+ Q (2013)	BRC HT 100+ C (2013)
<b>National Championships</b>		
<b>Senior Prelim Dressage</b>	Prelim 14 (2006)	Prelim 14 (2006)
<b>Senior Open Dressage</b>	Novice 24 (2010)	Novice 24 (2010)
	Novice 27 (2007)	Novice 27 (2007)
	Novice 28 (2009)	Novice 28 (2009)
	Elementary 43 (2006)	Elementary 43 (2006)
<b>Senior Medium</b>	Medium 69 (2005)	Medium 69 (2005)

## APPENDIX 1: Dressage Tests and Entry Fees

	AREA	CHAMPIONSHIPS
<b>Senior Riding Test</b>	BRC Prelim RT (2014)	BRC Prelim RT (2014)
	BRC Novice RT (2014)	BRC Novice RT (2014)
<b>Senior Team of Four</b>	N/A	BRC Senior Team Test (2013)
<b>Team of Six</b>	N/A	BRC Team of Six Test (2013)
<b>Senior and Junior Pairs</b>	BRC Pairs 5 (2014)	BRC Pairs 5 (2014)
<b>Junior Dressage</b>	Prelim 7 (2002)	Prelim 7 (2002)
	Prelim 12 (2005)	Prelim 12 (2005)
	Prelim 14 (2006)	Prelim 14 (2006)
	Novice 24 (2010)	Novice 24 (2010)
<b>Junior Elementary</b>	Elementary 43 (2006)	Elementary 43 (2006)
<b>Junior Riding Test</b>	BRC Prelim RT (2014)	BRC Prelim RT (2014)
<b>Junior Team of Four</b>	N/A	BRC Junior Team Test (2013)
<b>Dressage to Music</b>		
<b>Novice DTM</b>	BD Novice Freestyle to Music (2016)	
<b>Elementary DTM</b>	BD Elementary Freestyle to Music (2016)	
<b>Pick a Test DTM</b>	BD Medium Freestyle to Music (2016) or BD Advanced Medium Freestyle to Music (2016)	
<b>Junior Prelim DTM</b>	BD Prelim Freestyle to Music (2016)	
<b>Pairs DTM</b>	BRC Pairs Dressage to Music (2014)	

## APPENDIX 1: Dressage Tests and Entry Fees

QUALIFIERS		TEAM	INDIVIDUAL
Novice Winter Qualifiers	Dressage	£28	£9
	Show Jumping	£28	N/A
Intermediate Winter Qualifiers	Dressage	£28	£9
	Show Jumping	£28	N/A
Festival of the Horse Qualifiers	FOTH Challenge	£29	£9
	Pairs Challenge	£11	N/A
	Combined Training	£29	£9
Horse Trials Qualifiers	All classes	£51	£13
National Qualifiers	Dressage & Show Jumping	£29	£9
	Pairs Dressage	£14	N/A
Dressage to Music Qualifiers	Dressage to Music	N/A	£20
	Pairs Dressage to Music	£26	N/A

CHAMPIONSHIPS		TEAM	INDIVIDUAL
Novice Winter Championships	Dressage	£62	£16
	Show Jumping	£62	N/A
Intermediate Winter Championships	Dressage	£62	£16
	Show Jumping	£62	N/A
Festival of the Horse Championships	FOTH Challenge	£108	£27
	Pairs Challenge	£55	N/A
	Combined Training	£90	£23
National Horse Trial Championships	Senior & Junior HT 80	£202	£50
	Senior & Junior HT 90	£291	£73
	Senior & Junior HT 100	£358	£90
	Senior & Junior HT 100+	£358	£90
National Championships	Dressage & Show Jumping	£108	£27
	Pairs Dressage	£39	N/A
	Teams of Six	£94	N/A
	Teams of Four	£50	N/A
	In the Pink	N/A	£14
Dressage to Music Championships	Dressage to Music	N/A	£33
	Pairs Dressage to Music	£51	N/A
	Quadrille	£65	N/A
	Warm Up Classes	N/A	£15

APPENDIX 2 & 3: Eligibility of Horse and Rider

Championship	Class/Level	BD	BE	BS (eff/g)	Rider Eligibility (not permitted)	Notes
Novice Winter Championship Senior and Junior	Prelim	0 (points gained at prelim level will not be counted)			FBHS, BHSI, BHSII (a), BHSAI, BRC Eq 4, BD groups 1-6 (b), PCA Test (a), (c)(i)	Horses cannot have competed in elementary or above in the same competition year BD or BRC.
	Novice	124 (points gained at prelim level will not be counted)			FBHS, BHSI	
	Show Jumping		1 (d)	0	(c)(ii)	Horses cannot have competed at intermediate or open show jumping in the same competition year. Horses cannot compete at both Novice Winter Show Jumping and Intermediate Winter Show Jumping.
	Prelim	0 (points gained at prelim level will not be counted)			(c)(i)	
Intermediate Winter Championship Senior and Junior	Novice	124 (points gained at prelim level will not be counted)			(c)(i)	
	Elementary	199 (points gained at prelim level will not be counted)			(c)(i)	
	Medium	299 (points gained at prelim level will not be counted)			(c)(i)	
	Show Jumping		20	500	(c)(ii)	Horses cannot have competed at open show jumping in the same competition year. Horses cannot compete at both Novice Winter Show Jumping and Intermediate Winter Show Jumping.
	Challenge 90		1 (d)		None	Horses may not have competed at BRC CH 100 or BRC HT 100 or above in same competition year. Competitors may also compete in the Pairs 90 Challenge. (d) (h)
Festival of the Horse Senior and Junior	Challenge 100		20		None	No pony or horse may compete at more than one level in the same discipline at any qualifier or corresponding Championship. Horses may also compete in the Pairs 90 Challenge. (h)
	Pairs		20		None	(h)
	CT Prelim/75	0 (points gained at prelim level will not be counted)	0	0	None	Horses may be currently registered with BE but must not have been placed in the top six at BE 90 or completed a BE100, BRC HT/CH 100 or above in the current or previous calendar year at close of prelim entry.
	CT Novice/85	124 (points gained at prelim level will not be counted)	10	225	None	
Horse Trials Senior and Junior	HT 80		0		Riders not to have completed a BE100, BRC HT100 or BRC CH100 or above in the current or previous calendar year at close of prelim entry. Riders not to have competed in International 3 Star or above in previous five calendar years (c)	Horses may be currently registered with BE but must not have been placed in the top six at BE 90 or completed a BE100 or above in the current or previous calendar year at close of prelim entry. Combinations not to have been placed in the top ten overall in the BRC HT 90 or above in the previous year. (h)

Please use in conjunction with G6.3. Competition Year runs from 1 April until 31 March



## APPENDIX 2 & 3: Eligibility of Horse and Rider

Championship	Class/Level	BD	BE	BS (eff/g)	Rider Eligibility (not permitted)	Notes
Horse Trials Senior and Junior (continued)	HT 90		1 (d)		Riders not to have competed in International 3 Star or above in previous five calendar years (c)	Combinations not to have been placed in the top ten overall in the BRC HT 100 or above in the previous calendar year. (d) (h)
	HT 100		20			Horses not to have completed a BE Novice competition or above in the current <b>or previous</b> calendar year at close of prelim entry. Combinations may not have been placed in the top ten overall in the BRC HT Open 100 + in the previous calendar year. (h)
	100+		No Limit		Must be 12 years old or older on 1 January in the year they wish to take part in the Open 100+ (c)(li)	
				0	(c)(li)	No pony or horse may compete at more than one level in the same discipline at any qualifier or Championship. (d)
National Championships Senior and Junior	Novice Show Jumping		1 (d)	0	(c)(li)	No pony or horse may compete at more than one level in the same discipline at any qualifier or Championship. (d)
	Intermediate Show Jumping		20	500	(c)(li)	No pony or horse may compete at more than one level in the same discipline at any qualifier or Championship.
	Open Show Jumping			No Limit	(c)(li)	
	Style 75		0	0	FBHS, BHSI, BHSII (a) (c)(li)	Horses may be currently registered with BE but must not have been placed in the top six at BE 90 or completed a BE/100 or above in the current or previous calendar year at close of prelim entry.
	Style 85		10	225	FBHS, BHSI, BHSII (a), (c)(li)	
	Novice Dressage	124 (points gained at prelim level will not be counted)			(c)(li)	
	Elementary Dressage	199 (points gained at prelim level will not be counted)			(c)(li)	
	Pairs	124 (points gained at prelim level will not be counted)				
	Prelim RT	60 (points gained at prelim level will not be counted)			FBHS, BHSI, BHSII (a), BD Groups 1-6 (b), PC A Test (a) (c)(li)	
	Teams of 4				(c)(li)	
	Mixed Team of Six				(c)(li)	

## APPENDIX 2 & 3: Eligibility of Horse and Rider

Championship	Class/Level	BD	BE	BS(e/f/g)	Rider Eligibility (not permitted)	Notes
Senior only	Prelim Dressage	0 (points gained at prelim level will not be counted)			FBHS, BHSI, BHSII (a), BD Groups 1-6 (b), PCA Test (a) (c)(i)	Horses cannot have competed in elementary or above in the same competition year BD or BRC. <b>Horses may compete in both Senior Open Dressage and Senior Prelim Dressage.</b>
	Novice RT	124 (points gained at prelim level will not be counted)			FBHS, BHSI(c)(i)	
	Medium Dressage	299 (points gained at prelim level will not be counted)			(c)(i)	
	Prelim Dressage	0 (points gained at prelim level will not be counted)			(c)(i)	Horses cannot have competed in elementary or above in the same competition year BD or BRC.
Junior Only	Quadrille				Only 1 member of the team may have been placed first to third in dressage competition held under FEI rules	
Dressage to Music Senior and Junior	Pairs	124 (points gained at prelim level will not be counted)			(c)(i)	
	Elementary	199 (points gained at prelim level will not be counted)			(c)(i)	
	Medium	299 (points gained at prelim level will not be counted)			(c)(i)	
	<b>Advanced Medium</b>	<b>425 (points gained at prelim level will not be counted)</b>			(c)(i)	
	Novice OpIs	0 (points gained at prelim level will not be counted)			BD Groups 1-6 (b) (c)(i)	<b>Horses cannot have competed in elementary or above in the same competition year BD or BRC.</b>
	Novice -124pts	124 (points gained at prelim level will not be counted)			(c)(i)	
Dressage to Music Senior Only	Prelim	0 (points gained at prelim level will not be counted)			(c)(i)	Horses cannot have competed in Elementary or above in the same competition year BD or BRC. No horse may have been placed first to third in Dressage to Music Championship at Novice level or above.
Dressage to Music Junior Only	Novice	124 (points gained at prelim level will not be counted)			(c)(i)	

- (a) Qualification not to have been gained within the past ten years.
- (b) Refers to active members of BD during the last 5 years.
- (c) Riders who have competed under FEI Rules (with the exception of the European Championships – formerly Rural Riders) since 1 January, 5 Calendar years at the close of prelim entry are ineligible as follows:
- (i) All Dressage and Riding Tests – CDI/CDIO/CDIW abroad
  - (ii) All Show Jumping and Style Jumping – CSI/CSIO/CDIW abroad
- (d) All horses may be currently registered with BE but must not have been placed in the first six in any BE 100 competition in the current or previous calendar year at close of prelim entry.
- (e) Other than notional points gained in 70cm and 80 cm classes held at BS Intro shows.
- (f) BS Club points gained at any level will not be counted.
- (g) SJA points should be converted into pounds by multiplying by 9 for horses that gained winnings in 120cm classes or above, 3 for horses that gained winnings in classes lower than 120cm and 2.5 for ponies.
- (h) Horses may only compete from 1 January in calendar year it becomes 5 years old.
- (i) All points gained for double clears will not be counted.

## APPENDIX 4: Dress Guidelines - Dressage and Riding Tests

<b>DRESSAGE &amp; RIDING TESTS</b> <b>(Including dressage phase of Horse Trials and Combined Training)</b>		
<b>Hats</b> (Must be worn to at least this standard with a harness properly adjusted and fastened - Skull caps must be worn with a silk). <b>All Hats must be BRC tagged</b>	<b>British</b>	<b>PAS 015: 1998 or 2011 provided they are BSI Kitemarked VG1 01.040: 2014-12 provided they are BSI Kitemarked</b>
	<b>European</b>	<b>VG1 01.040: 2014-12 provided they are BSI Kitemarked</b>
	<b>American</b>	<b>ASTM F1163: 2004a or 04a onwards provided they are SEI marked SNELL E2001</b>
	<b>Australian and New Zealand</b>	<b>AS/NZS 3838: 2006 onwards provided they are SAI global marked</b>
<b>Jodhpurs &amp; Breeches</b>	White, cream or beige breeches or jodhpurs	
<b>Boots</b>	Plain black or brown which may also be top boots or jodhpur boots. The boots should be a traditional style. Gaiters may be worn providing they are of identical leather to the boots and have no decoration of any sort. Suede half chaps may be worn providing they are of identical colour to the boots and have no decoration <b>or tassels</b> of any sort.	
<b>Jackets, Shirts &amp; Body Protectors</b>	<b>Jackets may be any conservative dark colour e.g. black, navy, bottle green, charcoal etc. and may not be multi coloured or boldly pinstriped. Subtle pinstripes are permitted, as are colours and contrast piping to collar, lapels, pockets and vents.</b> Tweed jacket with coloured stock or collar and tie. White stocks, white American collar or white shirts with collar and tie may be worn. Body protectors may be worn. If worn, it should be fitted and worn as per the manufacturers' guidelines. Helite Air Jackets are permitted. <b>Service Dress is permitted.</b>	
<b>Hair &amp; Jewellery</b>	Hair must be neatly secured and <b>MUST</b> not hang lower than the shoulder line when standing normally. Any item of jewellery or alternative medical treatment wrist bands must be covered up by clothing or gloves, if they cannot be removed, at the riders own risk.	
<b>Gloves</b>	Gloves must be worn.	
<b>Whips</b>	Whips are permitted for horse trials dressage, combined training dressage and all other dressage and riding tests. Whips must not be used in a way or be of a length that disturbs other riders and may not be picked up if dropped during a test.	
<b>Spurs</b>	The band round the heel must be smooth. Comb spurs are not permitted and any shank on the back of the heel must point towards the rear and the end must be clearly horizontal to the ground or pointing downwards. Dummy spurs are permitted as are swan neck spurs subject to the above restriction. Rowels must be free to rotate. Rowels which have points must have rounded edges. Shanks must be made of metal. <del>Spurs are compulsory for Medium Dressage.</del> For the horse trials, spurs must not exceed 4cm measured from the back of the boot/inside of the spur.	
<b>Quarter marks</b>	Quarter marks, if used, must be simple with no glitter or colouring. Diamante plaiting bands may be used.	

At the discretion of the judge, competitors may be permitted to ride without jackets in excessively hot weather, but a suitable shirt that fastens at the neck (not bright or multi-coloured) with a tie. American collar or correctly fastened stock must be worn. Short sleeved shirts may be worn at the discretion of the organiser. Plain, dark coloured waterproof coats may be worn in wet weather.

## APPENDIX 4: Dress Guidelines - Show and Style Jumping

<b>SHOW &amp; STYLE JUMPING</b> <b>(Including show jumping phase of Horse Trials and Combined Training)</b>		
<b>Hats</b> (Must be worn to at least this standard with a harness properly adjusted and fastened - Skull caps must be worn with a silk). <b>All Hats must be BRC tagged</b>	<b>British</b>	<b>PAS 015: 1998 or 2011 provided they are BSI Kitemarked VG1 01.040: 2014-12 provided they are BSI Kitemarked</b>
	<b>European</b>	<b>VG1 01.040: 2014-12 provided they are BSI Kitemarked</b>
	<b>American</b>	<b>ASTM F1163: 2004a or 04a onwards provided they are SEI marked SNELL E2001</b>
	<b>Australian and New Zealand</b>	<b>AS/NZS 3838: 2006 onwards provided they are SAI global marked</b>
<b>Jodhpurs &amp; Breeches</b>	White, cream or beige breeches or jodhpurs	
<b>Boots</b>	Plain black or brown which may also be top boots or jodhpur boots. The boots should be a traditional style. Gaiters may be worn providing they are of identical leather to the boots and have no decoration of any sort. Suede half chaps may be worn providing they are of identical colour to the boots and have no decoration of any sort.	
<b>Jackets, Shirts &amp; Body Protectors</b>	<b>Traditional Style fitted show/hacking jackets in any colour are allowed.</b> Show jumping shirts, white stocks, white American collar or white shirts with collar and tie may be worn. Body protectors may be worn. If worn, it should be fitted and worn as per the manufacturers' guidelines. Helite Air Jackets are permitted. <b>Service Dress is permitted.</b>	
<b>Hair &amp; Jewellery</b>	Hair must be neatly secured and <b>MUST</b> not hang lower than the shoulder line when standing normally. Any item of jewellery or alternative medical treatment wrist bands must be covered up by clothing or gloves, if they cannot be removed, at the riders own risk.	
<b>Gloves</b>	Gloves are optional.	
<b>Whips</b>	<b>MUST</b> be between 45cm and 75cm and <b>MUST</b> not be weighted or with a hard point at the end.	
<b>Spurs</b>	Spurs designs which include necks set to inside of heel, spurs with roughened/cutting edges and serrated spurs with or without necks are not permitted. Spurs with smooth rowels not exceeding 1cm are allowed. Spurs may only be worn in the traditional manner, with the curve, if any, of the neck of the spur directed downwards. Spur shanks must be made of metal. Spurs with necks up to <b>3cm</b> are allowed <b>for seniors and 2.5cm for junior</b> . For the horse trials, spurs must not exceed 4cm. Spurs will be measured from the back of the boot/inside of the spur. Comb spurs or swan neck spurs are not allowed.	

At the discretion of the judge, competitors may be permitted to ride without jackets in excessively hot weather, but a suitable shirt that fastens at the neck (not bright or multi-coloured) with a tie. American collar or correctly fastened stock must be worn. Short sleeved shirts may be worn at the discretion of the organiser. Plain, dark coloured waterproof coats may be worn in wet weather.

## APPENDIX 4: Dress Guidelines - Horse Trials and FOTH Challenge

HORSE TRIALS & FOTH CHALLENGE		
<b>Hats</b> (Must be worn to at least this standard with a harness properly adjusted and fastened - Skull caps must be worn with a silk). <b>All Hats must be BRC tagged</b>	<b>British</b>	<b>PAS 015: 1998 or 2011 provided they are BSI Kitemarked VG1 01.040: 2014-12 provided they are BSI Kitemarked</b>
	<b>European</b>	<b>VG1 01.040: 2014-12 provided they are BSI Kitemarked</b>
	<b>American</b>	<b>ASTM F1163: 2004a or 04a onwards provided they are SEI marked SNELL E2001</b>
	<b>Australian and New Zealand</b>	<b>AS/NZS 3838: 2006 onwards provided they are SAI global marked</b>
<b>Jodhpurs &amp; Breeches</b>	White, cream or beige breeches or jodhpurs	
<b>Boots</b>	Plain black or brown which may also be top boots or jodhpur boots. The boots should be a traditional style. Gaiters may be worn providing they are of identical leather to the boots and have no decoration of any sort. Suede half chaps may be worn providing they are of identical colour to the boots and have no decoration of any sort.	
<b>Jackets, Shirts &amp; Body Protectors</b>	Sweatshirt or shirt. Short sleeved shirts may be worn at the discretion of the organiser. Hunting stock is recommended for safety. A body protector Level 3 (purple label) which has a 2000 or 2009 label should be fitted and worn as per the manufacturers' guidelines. See also G22.3. Air Jackets are permitted in addition to standard body protector on cross country phases including roads and tracks if applicable. <b>Service Dress is permitted.</b>	
<b>Hair &amp; Jewellery</b>	Hair must be neatly secured and MUST not hang lower than the shoulder line when standing normally. Any item of jewellery or alternative medical treatment wrist bands must be covered up by clothing or gloves, if they cannot be removed, at the riders own risk.	
<b>Gloves</b>	Gloves are recommended.	
<b>Whips</b>	MUST be between 45cm and 75cm and MUST not be weighted or with a hard point at the end.	
<b>Spurs</b>	Spurs of designs which include necks set to inside of heel, spurs with roughened/cutting edges and serrated spurs with or without necks are not permitted. Spurs with smooth rowels not exceeding 1cm are allowed. Spurs may only be worn in the traditional manner, with the curve, if any, of the neck of the spur directed downwards. Spur shanks must be made of metal. Spurs with necks up to 4cm are allowed for Horse Trials. Spurs will be measured from the back of the boot/inside of the spur. Comb spurs or swan neck spurs are not allowed.	
<b>Medical Armbands</b>	Medical armbands are compulsory and MUST be properly completed with the relevant competitor's details and worn on the arm.	
<b>Watches</b>	Stop watches are FORBIDDEN in one day cross-country and FOTH Challenge events only. Competitors are NOT permitted to take mobile phones onto the course when competing. No receiving, recording, transmitting or monitoring device may be used by a competitor during any phase in any competition.	

## APPENDIX 5: Tack Rules - Dressage and Riding Test

### TACK: The following ARE permitted:

- English type saddles
- Preliminary, novice, teams of six, teams of four and riding tests - snaffle bridles only
- ***Miklem Bridles without clips are allowed as snaffle bridles with permitted bits only at any level***
- Elementary and medium tests – ordinary snaffle or double bridles
- Nosebands are obligatory (drop, flash or cavesson with a snaffle and a cavesson with a double bridle)
- Discreet padding of the bridle at the poll or noseband
- Nose nets that are discreet and cover the nose only, leaving the mouth and bit visible
- Breastplates
- Neckstraps – at any level
- Anti fly impregnated brow-bands or fly repellent discs
- Discreet fly fringes, gauzes or ear covers (outdoors only)
- Numnahs and saddle cloths
- Sponsors logos on clothing (see FEI website)
- A stallion disc MUST be displayed on each side of a stallions bridle at all times
- Side saddles (Dressage only)

### The following ARE NOT permitted:

- Martingales
- Bit guards, tongue guards and tongue straps or tying down the horses tongue
- Grackle
- Boots and bandages except in warm up
- Substitutes for conventional shoes, except in warm up
- Elasticated reins
- Saddle covers and seat savers, except an unobtrusive saddle coloured gel pad seat saver, unless the rider has dispensation from BRC office
- Market Harborough's, side, draw, check or running reins
- Hackamores and other bitless bridles
- Blinkers or hoods
- Ear plugs (Spot checks may be carried out – evidence of use for sound muffling may incur elimination)
- Fine wire, twine or cord around the horses mouth
- Full faced fly shields
- Sheepskin cheekpieces or any other attachment that may affect the horse's vision

### EQUIPMENT:

- Whips are allowed in all competitions including the Championships but must not be used in a way or be of a length that disturbs other riders
- Comb spurs or spurs with necks set on the inside of the heel, roughened or cutting edges serrated spurs with or without necks are NOT permitted
- Swan neck spurs are permitted as long as the curve of the neck is directed downwards
- Seniors may wear smooth rowels not exceeding 1cm in diameter
- Spurs that have a smooth rotating rubber, plastic or metal ball on the shank are permitted, but all shanks must be made of metal
- ~~Spurs are compulsory for medium dressage tests~~
- Spurs are permitted for dressage and riding tests
- Cruppers and balancing straps are permitted
- You may not warm up in equipment not permitted in the actual test

## APPENDIX 5: Tack Rules - Horse Trials and Combined Training Dressage

### TACK: The following ARE permitted:

- English type saddles
- Nosebands are obligatory (drop, grackle, flash or cavesson with a snaffle)
- **Miklem Bridles without clips are allowed as snaffle bridles with permitted bits only**
- Discreet padding of the bridle at the poll or noseband is permitted
- Breastplates
- Anti fly impregnated browbands or fly repellent discs
- Numnahs and saddle cloths
- Sponsors logos on clothing (see FEI rules)
- A stallion disc **MUST** be displayed on each side of a stallions bridle at all times
- Neckstraps – at any level
- Discreet fly fringes, gauzes or ear covers
- Nose nets that are discreet and cover the nose only, leaving the mouth and bit visible

### The following ARE NOT permitted:

- Side saddles
- Martingale
- **Double Bridles are not permitted**
- Bit guards, tongue guards and tongue straps or tying down the horses tongue
- Boots and bandages except in the warm up
- Saddle covers and seat savers, except an unobtrusive saddle coloured gel pad seat saver, unless the rider has dispensation from BRC office
- Elasticated reins
- Market Harborough's, side, draw, check or running reins
- Hackamores and other bitless bridles
- Blinkers or hoods
- Fine wire, twine or cord around the horses mouth
- Full faced fly shields
- Sheepskin cheekpieces or any other attachment that may affect the horse's vision
- Substitutes for conventional shoes, except in warm up

### EQUIPMENT:

- Whips are allowed in all competitions including championships but must not be used in a way or be of a length that disturbs other riders
- Comb spurs or spurs with necks set on the inside of the heel, roughened or cutting edges serrated spurs with or without necks are NOT permitted
- Spurs **MUST** be worn with the curve of the neck directed downwards
- Swan neck spurs are not permitted
- Seniors may wear smooth rowels not exceeding 1cm in diameter
- Spurs that have a smooth rotating rubber, metal or plastic ball on the shank are permitted, but all shanks must be made of metal
- For horse trials and combined training dressage spurs must not exceed 4cm measured from the back of the boot/inside of the spur
- Cruppers and balancing straps are permitted
- You may not warm up in equipment not permitted in the actual test except boots or bandages on the horse

## APPENDIX 5: Tack Rules - Show and Style Jumping

### The following ARE permitted:

- English type saddles
- More than one noseband may be worn at a time
- Market Harborough's (juniors and seniors) but not in combination with any other martingale and only with a snaffle bit
- Only one martingale (standing, Irish or running) standing MUST be attached to the cavesson part of the noseband fitted above the bit, running MUST have rein stops
- Tongue guards that are properly made and detached from the reins and bits
- Hackamores and other bitless bridles – senior competitions only
- Micklem bridles with permitted bits
- Bitguards provided that they are made of rubber and are smooth on both sides
- Boots and bandages
- Breastplates
- Neckstraps at any level
- ***Discreet fly fringes, gauzes or ear covers***
- Anti fly impregnated browbands or fly repellent discs
- Numnahs and saddle cloths
- Sponsors logos on clothing (see FEI rules)
- A stallion disc MUST be displayed on each side of a stallions bridle at all times
- Side Saddles
- Nose nets that are discreet and cover the nose only, leaving the mouth and bit visible

### The following ARE NOT permitted:

- Saddle covers and seat savers, except an unobtrusive saddle coloured gel pad seat saver, unless the rider has dispensation from BRC office
- Side, draw, check or running reins
- Hackamores and other bitless bridles - junior competitions only
- Blinkers or hoods which impede the horses vision
- Fine wire, twine or cord around the horses mouth
- Full faced fly shields
- Sheepskin cheekpieces or any other attachment that may affect the horse's vision
- Tongue straps or tying down the horses tongue
- Substitutes for conventional shoes, except in warm up

### EQUIPMENT:

- Whips are permitted but MUST be between 45cm and 75cm
- Comb spurs or spurs with necks set on the inside of the heel, roughened or cutting edges serrated spurs with or without necks are NOT permitted
- Spurs MUST be worn with the curve of the neck directed downwards
- Swan neck spurs are not permitted
- Seniors may wear smooth rowels not exceeding 1cm in diameter
- Spurs that have a smooth rotating rubber, metal or plastic ball on the shank are permitted, but all shanks must be made of metal
- Spurs must NOT exceed 3cm for seniors and 2.5cm for juniors, measured from the back of the boot/inside of the spur



## **APPENDIX 5: Tack Rules - Horse Trials and Combined Training Show Jumping**

### **TACK:**

#### **The following ARE permitted:**

- English type saddles
- More than one noseband may be worn at a time
- Only one martingale (Irish or running) running MUST have rein stops
- Tongue guards that are properly made and detached from the reins and bits
- Hackamores and other bitless bridles - senior competitions only
- Micklem Bridles with permitted bits
- Bitguards provided that they are made of rubber and are smooth on both sides
- Boots and bandages
- Breastplate
- Neckstraps
- Anti fly impregnated browbands or fly repellent disc
- Numnah and saddle cloths
- A stallion disc MUST be displayed on each side of a stallions bridle at all times
- Nose nets that are discreet and cover the nose only, leaving the mouth and bit visible
- Fly Fringe

#### **The following ARE NOT permitted:**

- Side saddle
- Saddle covers and seat savers, except an unobtrusive saddle coloured gel pad seat saver, unless the rider has dispensation from BRC office
- Market Harborough
- Side, draw, check or running reins
- Hackamores and other bitless bridles - junior competitions
- Blinkers or hoods which impede the horse's vision
- Fine wire, twine or cord around the horse's mouth
- Full faced fly shields
- Sheepskin cheekpieces or any other attachment that may affect the horse's vision
- Tongue strap or tying down the horses tongue
- Substitutes for conventional shoes, except in warm up

### **EQUIPMENT:**

- Whips are permitted but MUST be between 45cm and 75cm
- Comb spurs or spurs with necks set on the inside of the heel, roughened or cutting edges serrated spurs with or without necks are NOT permitted
- Spurs MUST be worn with the curve of the neck directed downwards
- Swan neck spurs are not permitted
- Seniors may wear smooth rowels not exceeding 1cm in diameter
- Spurs that have a smooth rotating rubber, metal or plastic ball on the shank are permitted, but all shanks must be made of metal

## APPENDIX 5: Tack Rules - Cross-Country including Festival Challenge

- Spurs must NOT exceed 4cm measured from the back of the boot/inside of the spur

### TACK:

#### The following ARE permitted:

- English type saddles
- More than one noseband may be worn at a time
- Only one martingale (Irish or running) running MUST have rein stops
- Tongue guards that are properly made and detached from the reins and bits
- Hackamores and other bitless bridles – senior competitions only
- Micklem bridles with permitted bits
- Bitguards provided that they are made of rubber and are smooth on both sides
- Boots and bandages
- Breastplates
- Neckstraps
- Anti fly impregnated browbands or fly repellent discs
- Numnahs and saddle cloths
- Sponsors logos on clothing (see FEI rules)
- A stallion disc MUST be displayed on each side of a stallions bridle at all times
- Nose nets that are discreet and cover the nose only, leaving the mouth and bit visible
- Fly Fringes

#### The following ARE NOT permitted:

- Side saddles **and Racing saddles**
- Saddle covers and seat savers, except an unobtrusive saddle coloured gel pad seat saver, unless the rider has dispensation from BRC office
- Market Harborough
- Side, draw, check or running reins
- **Standing Martingales**
- Hackamores and other bitless bridles in junior competitions
- Blinkers or hoods which impede the horses vision
- Fine wire, twine or cord around the horses mouth
- Full faced fly shields
- Sheepskin cheekpieces or any other attachment that may affect the horse's vision
- Tongue strap
- Substitutes for conventional shoes, except in warm up

### EQUIPMENT:

- Watches are NOT to be worn in one day events or hunter trials
  - NO electronic devices or head cams may be worn
  - Medical armbands MUST be worn on the arm
  - Whips are permitted but MUST be between 45cm and 75cm
  - Comb spurs or spurs with necks set on the inside of the heel, roughened or cutting edges serrated spurs with or without necks are NOT permitted
  - Spurs MUST be worn with the curve of the neck directed downwards
  - Swan neck spurs are not permitted
  - Seniors may wear smooth rowels not exceeding 1cm in diameter
  - Spurs that have a smooth rotating rubber, metal or plastic ball on the shank are permitted, but all shanks must be made of metal
82. Spurs must NOT exceed 4cm measured from the back of the boot/inside of the spur.

## APPENDIX 6: Tack Summary

COMPETITIONS	BRIDLE	BIT GUARD	TONGUE GUARD	NOSE BAND	BREAST PLATES	NECK STRAPS	WHIPS	SPURS	M/GALES	BANDAGES BOOTS
Prelim Dressage	Snaffle	No	No	Drop, Flash or Cavesson (h)	Yes	Yes	Yes (d)	Note (e)	No	No
Novice Dressage	Snaffle	No	No	Drop, Flash or Cavesson (h)	Yes	Yes	Yes (d)	Note (e)	No	No
Elem Dressage	Snaffle or Double	No	No	Note (e) & (h)	Yes	Yes	Yes (d)	Note (e)	No	No
Medium and Advanced Medium Dressage	Snaffle or Double	No	No	Note (e) & (h)	Yes	Yes	Yes (d)	Compulsory (e)	No	No
Riding Test Prelim	Snaffle	No	No	Drop, Flash or Cavesson (h)	Yes	Yes	Yes (d)	Yes	No	No
Riding Test Novice	Snaffle	No	No	Drop, Flash or Cavesson (h)	Yes	Yes	Yes (d)	Yes	No	No
Show Jumping	Note (a)	Yes	Yes	Yes	Yes	Yes	45-75cm	Note (e)	Only one (f)	Yes
Style Jumping	Note (a)	Yes	Yes	Yes	Yes	Yes	45-75cm	Note (e)	Only one (f)	Yes
Horse Trials and Combined Training Dressage	Note (b)	No	No	One only (h)	Yes	Yes	Yes (d)	4cm (e)	No	No
Horse Trials and Combined Training Show Jumping	Note (b)	Yes	Yes	Yes	Yes	Yes	45-75cm	4cm (e)	Note (g)	Yes
Horse Trials Cross-country	Note (b)	Yes	Yes	Yes	Yes	Yes	45-75cm	4cm (e)	Note (g)	Yes
FOTH Challenge	Note (c)	Yes	Yes	Yes	Yes	Yes	45-75cm	4cm (e)	Note (g)	Yes

**NOTES:** (a) Any bit except bitless for juniors

(b) See BE Rules and Appendix 7

(c) See BE Cross-country Rules

(d) Area and championships

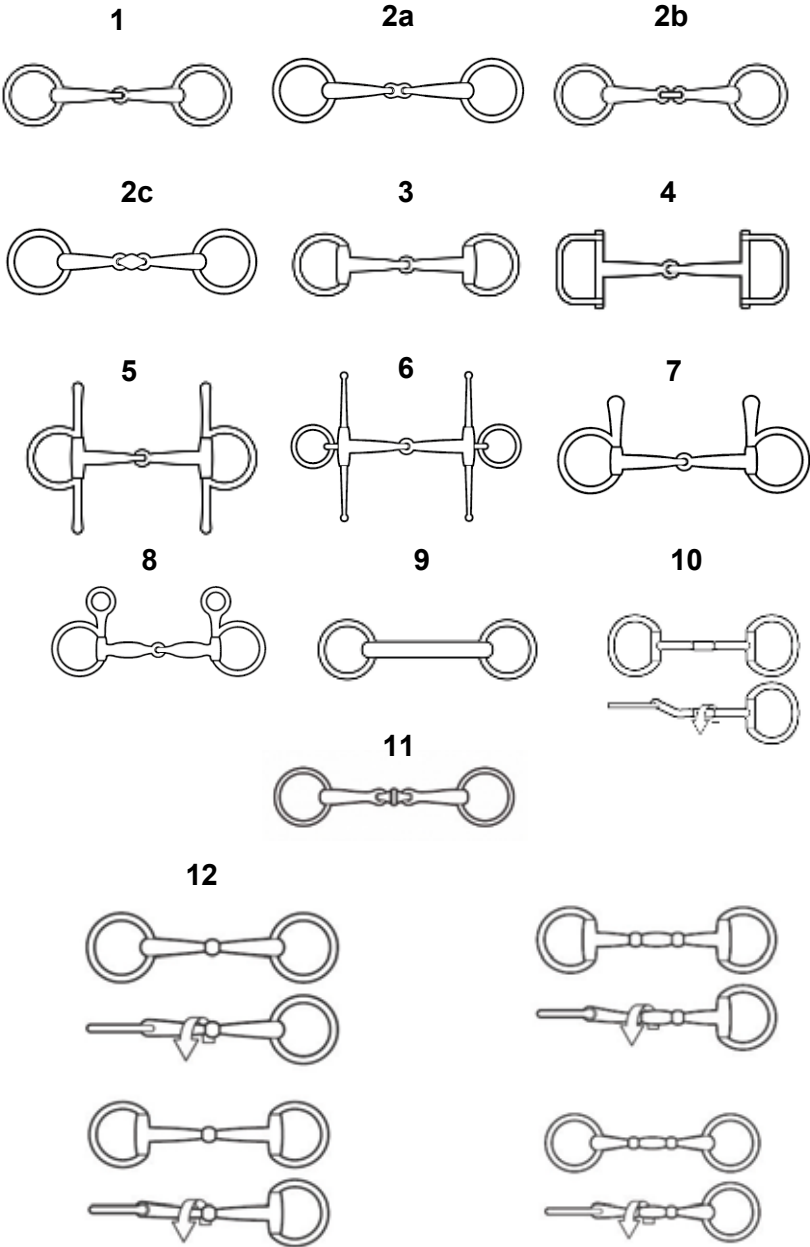
(e) See Appendix 5

(f) Only one – standing, Irish or running

(g) Running or Irish only

(h) Discreet padding of bridles at the poll or noseband is permitted

**APPENDIX 7: Permitted Bits; Snaffle bridles - all tests including horse trials and combined training**

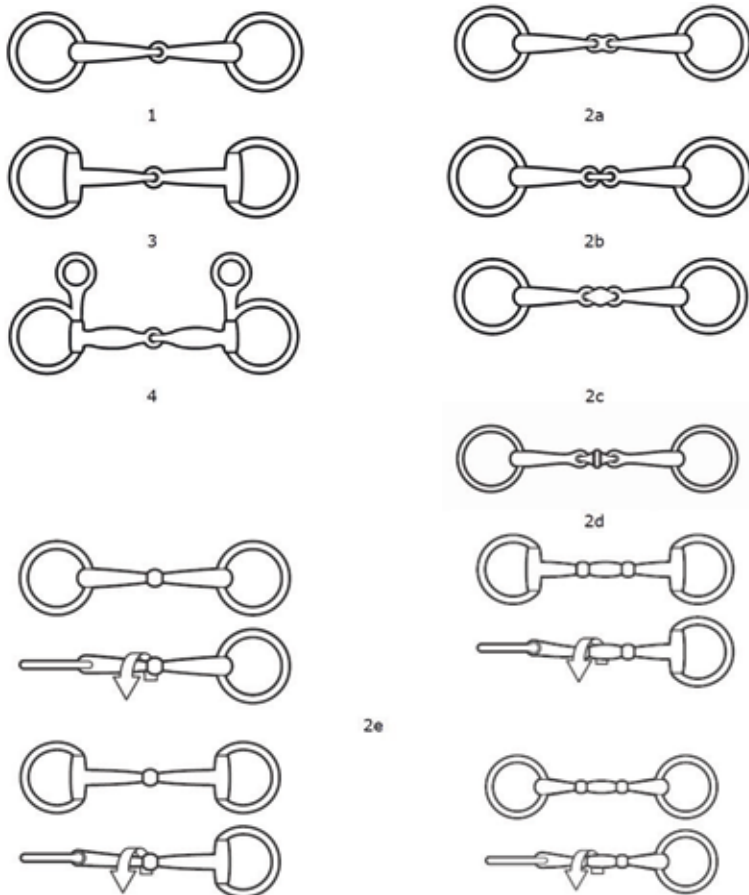


Unless bits follow the configuration of those illustrated (based on FEI Rules) they are not permitted. Where there is any doubt, guidance should be sought from the Competitions Chairman, in writing (via British Riding clubs) with a diagram.

1. Loose ring snaffle
2. a,b,c, Snaffle with jointed mouthpiece where middle piece should be rounded.
3. Egg-butt snaffle.
4. Racing snaffle D-ring.
5. Egg-butt snaffle with cheeks.
6. Loose ring snaffle with cheeks (Fulmer).
7. Snaffle with upper cheeks only.
8. Hanging cheek snaffle.
9. Straight bar snaffle. Permitted also with mullen mouth and with egg butt rings.
10. Snaffle with rotating mouthpiece.
11. Snaffle with rotating middle piece.
12. Rotary bit with rotating middle piece.

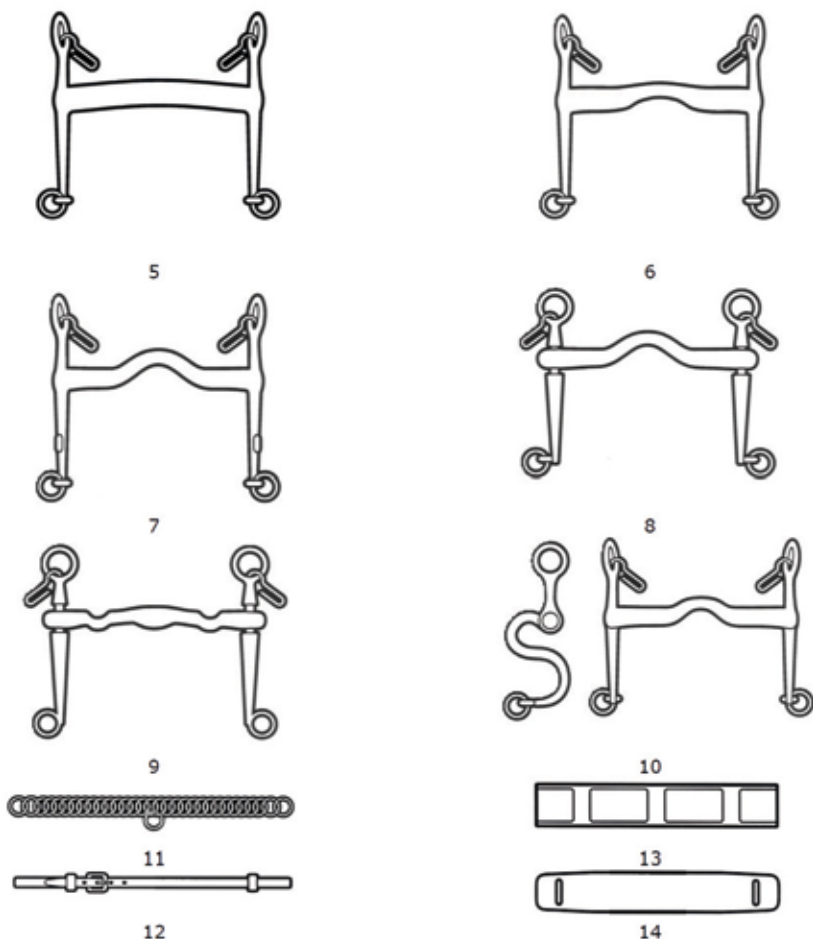
Bits of rubber, nylon or other synthetic materials are permitted. Bits must be used in their manufactured condition without any addition to/on any part. Only the bits that are illustrated are permitted, mouthpieces may be used with any of the cheeks or rings illustrated. A mix of metals in the mouthpiece are permitted. A plastic snaffle with a cylindrical rotating mouthpiece is permitted. Minimum diameter of the mouthpiece should be 10mm.

## APPENDIX 7: Permitted Bits; Double bridles - Elementary and Medium only



Bridoons:

1. Loose ring bridoon bit.
2. a,b,c Bridoon bit with jointed mouthpiece where the middle piece should be rounded. Eggbutt sides also allowed.
2. d Bridoon bit with rotating middle piece.
2. e Bridoon Rotary bit with rotating middle piece.
3. Egg-butt bridoon bit.
4. Bridoon bit with hanging cheeks.



Curbs :

5. Half-moon curb bits.
- 6.+7. Curb bit with straight cheeks and port.
8. Curb bit with port and sliding mouthpiece (Weymouth).  
A curb bit with rotating lever arm is also allowed.
9. Variation of bits No 6, 7 & 8.
10. Curb bit with S-curved cheeks.
11. Curb chain (metal or leather or a combination).
12. Lip strap.
13. Leather cover for curb chain.
14. Rubber cover for curb chain.

## APPENDIX 8A: Speeds and Distances

COMPETITION	DISTANCE XC	SPEED XC	SPEED SJ
<b>SENIORS &amp; JUNIORS</b>			
Show Jumping and Style Jumping			325mpm
HT 80 Cross-country	1600 to 2800m	435mpm	325mpm
HT 90 Roads/Tracks (A)	1100 to 4500m	200mpm	
HT 90 Steeplechase (B)	1000m	500mpm	
HT 90 Roads/Tracks (C)	2000 to 5000m	150mpm	
HT90 XC (D) & Challenge 90	1600 to 2800m	450mpm	325mpm
HT 100 Roads/Tracks (A)	1100 to 4500m	200mpm	
HT 100 Steeplechase (B)	1100m	550mpm	
HT 100 Roads/Tracks (C)	2000 to 5000m	150mpm	
HT 100 (D) & Challenge 100	1800 to 2800m	475mpm	325mpm
HT 100+ Roads/Tracks (A)	1100 to 4500m	220mpm	
HT 100+ Steeplechase (B)	1100m	550mpm	
HT 100 + Roads/Tracks (C)	2000 to 5000m	160mpm	
HT 100+ Cross-country (D)	1800 to 2800m	475mpm	325mpm

## APPENDIX 8B: Summary of Cross-Country Course Requirements

COMPETITION	JUMPING EFFORTS	MAXIMUM HEIGHT	MAXIMUM WIDTHS		
			HIGHEST POINT	AT BASE	SPREAD ONLY
<b>SENIORS &amp; JUNIORS</b>					
HT 80	18 to 25	80cm	0.90m	1.25m	1.00m
HT 90	18 to 25	90cm	1.00m	1.50m	1.20m
HT 100 & HT 100+	18 to 25	1.00m	1.10m	1.80m	1.80m
HT 90 Steeplechase	6	90cm			
HT 100 and 100+ Steeplechase	6	1.10m			
Challenge 90 & Challenge Pairs 90	15–25	90cm	1.00m	1.50m	1.20m
Challenge 100	15–25	1.00m	1.10m	1.80m	1.80m



## APPENDIX 8C: Summary of Show Jumping Course Requirements

COMPETITION	No. OF FENCES		DOUBLES		TREBLES		WATER JUMP		WATER TRAY		MAX HEIGHT	SPREAD	TRIPLEBAR
	AREA	CHAM	AREA	CHAM	AREA	CHAM	AREA	CHAM	AREA	CHAM	A & C	A & C	A & C
Novice Winter SJ	8-10 (b) (c)	10-12 (b) (c)	1	(a)	No	1 (a)	No	No	No	No	80cm(g)	85cm (g)	1.00m(g)
Intermediate Winter SJ	8-10 (b) (c)	10-12 (b) (c)	1	(a)	No	1 (a)	No	No	Yes	Yes	95cm(g)	1.00cm (g)	1.30m(g)
Novice Outdoor SJ	9-12 (b) (c)	10-12 (b) (c)	1-2	(a)	No	1 (a)	No	No	No	No	80cm(g)	85cm (g)	1.00m(g)
Intermediate Outdoor SJ	9-12 (b) (c)	10-12 (b) (c)	2	(a)	No	1 (a)	No	Yes	Yes	Yes	95cm(g)	1.00m (g)	1.30m(g)
Open SJ	9-12	10-12	2	2 (a)	No	1 (a)	No	Yes	Yes	Yes	1.10m(g)	1.15m (g)	1.45m(g)
HT 80	9-10 (d)	9-10 (d)	1-2	(a)	No	No	No	No	No	No	80cm (e)(f)	80cm	90cm
HT 90	9-10 (d)	9-10 (d)	1-2	(a)	No	No	No	No	No	No	90cm (e)(f)	1.00m	1.20m
HT 100	9-10 (d)	9-10 (d)	1-2	(a)	No	No	No	No	No	No	1.00m (e)(f)	1.15m	1.30m
HT 100+	9-10 (d)	9-10 (d)	1-2	(a)	No	1 (a)	No	No	No	No	1.10m (e)(f)	1.35m	1.50m
Challenge 90 & Pairs Challenge 90	7-10 (d)	7-10 (d)	1-2	2	No	No	No	No	No	No	90cm (f)	1.00m	1.20m
Challenge 100	7-10 (d)	7-10 (d)	1-2	2	No	No	No	No	No	No	1.00m (f)	1.15m	1.30m
Style 75 and Combined 75	8-12 (d)	8-12 (d)	1	1	No	No	No	No	No	No	75cm	80cm	90cm
Style 85 and Combined 85	8-12 (d)	8-12 (d)	1	1	No	No	No	No	No	No	85cm	90cm	1.00m

(a) Either 2 doubles or 1 double and 1 treble (where allowed).

(b) ~~In the first round the doubles should not be set at maximum height~~

(c) If the first fence is a spread it must be of an ascending profile

(d) The first 2 fences must not exceed 85cm in the first round

(e) At least 3 must be spreads

(f) At area and championships 2 fences should be set 5cm above max height

(g) First 3 fences should be set approx 5cm below max height

(h) Maximum in 1<sup>st</sup> round

## APPENDIX 9: Maximum number of competitors in an arena

Dressage Test	Max no of	Arena Size	Interval
BRC D2	32	20 x 40	6 & 7
BRC D3	32	20 x 40	6 & 7
BRC D10	30	20 x 40	7
Prelim 2	32	20 x 40	6 & 7
Prelim 7	32	20 x 40	6 & 7
Prelim 12	32	20 x 40	6 & 7
Prelim 14	32	20 x 40	6 & 7
Novice 24	32	20 x 40	6 & 7
Novice 27	32	20 x 40	6 & 7
Novice 28	32	20 x 40	6 & 7
Novice 30	32	20 x 40	6 & 7
Novice 34	32	20 x 40	6 & 7
Elementary 43	30	20 x 60	7
Elementary 44	30	20 x 40	7
Medium 69	30	20 x 60	7
Medium 71	30	20 x 40	7
BRC Pairs 5 Dressage	34	20 x 40	6
BRC HT 80 Q & C	36	20 x 40	6
BRC HT 90 Q	36	20 x 40	6
BRC HT 90 C	36	20 x 60	6
BRC HT 100 Q	36	20 x 40	6
BRC HT 100 C	36	20 x 60	6
BRC HT 100+ Q	36	20 x 40	6
BRC HT 100+ C	36	20 x 60	6
Prelim Riding Test	32	20 x 40	6 & 7
Novice Riding Test	32	20 x 40	6 & 7
BD Prelim Freestyle to Music	30	20 x 60	7
BD Novice Freestyle to Music	30	20 x 60	7
BD Elementary Freestyle to Music	30	20 x 60	7
BD Medium Freestyle to Music	30	20 x 60	7
BD Adv. Medium Freestyle to Music	30	20 x 60	7
BRC Pairs Freestyle to Music	30	20 x 60	6 & 7

The maximum number of riders per arena should be adhered to at all area qualifiers and championships. The numbers to qualify (relating to 'highest placed individual' per arena) will be based on the number of actual prelim entries being split in to the correct number of arenas as per this table.

**For the Dressage to Music all tests will be executed in a 20 x 60m arena at the championships. The organiser may use a 20 x 40m arena at the area qualifiers at their discretion.**

## APPENDIX 10A: Summary of awards and numbers to qualify - Seniors

COMPETITION	NO. TO QUALIFY		AWARDS			
	TEAM	IND	TEAM		INDIVIDUAL	
			AREA	CHAM	AREA	CHAM
Novice Winter Dressage	1 to 20: 1 21 to 30: 2 31 to 40: 3 40 or more : 4	<i>One from each test per area. If more than one arena per test is used then Appendix 11a will be applied to resolve the qualifying place</i>	1 to 6	1 to 10	1 to 6 per test	1 to 10 per arena (a)
Intermediate Winter Dressage	1 to 20: 1 21 to 30: 2 31 to 40: 3 40 or more : 4	Highest placed rider in each arena not part of the qualifying team	1 to 6	1 to 10	1 to 6	1 to 10 per arena (a)
Prelim Dressage & Open Dressage (National Champs)	1 to 15: 1 16 or more: 2	Highest placed rider in each arena not part of the qualifying team	1 to 6	1 to 10	1 to 6	1 to 10 per arena (a)
Winter and Summer Medium Dressage	N/A	<b>1 to 9: 1, 10 to 14: 2 15 to 19: 3 and so on</b>	N/A	N/A	<b>1 to 6</b>	<b>1 to 10</b>
Pairs Dressage	1 to 6: 1 7 or more: 2	N/A	1 to 6	1 to 10	N/A	N/A
Team of Six & Senior Team of Four	N/A	N/A	N/A	1 to 10	N/A	N/A
DTM Novice(c)	N/A	1 to 10: 1 11 to 20: 2 and so on	N/A	N/A	1 to 6	1 to 10
DTM Elementary	N/A	<b>1 to 9: 1 10 to 14: 2 15 to 19: 3 and so on</b>	N/A	N/A	1 to 6	1 to 10
DTM Pick your Own	N/A	<b>1 to 5: 1 6 to 10: 2 and so on</b>	N/A	N/A	<b>1 to 6</b>	<b>1 to 10</b>
DTM Pairs (mixed)	1 per area	N/A	1 to 6	1 to 10	N/A	N/A
Riding Test	1 to 6: 1 7 or more: 2	Highest placed rider in each arena not part of the qualifying team	1 to 6	1 to 10	1 to 6	1 to 10 per arena (a)
Novice and Intermediate Winter SJ	1 to 15: 1 16 or more: 2	N/A	1 to 6	1 to 10	N/A	N/A
Novice SJ (Summer)	1 to 15: 1 16 or more: 2	Highest placed rider not part of the qualifying team	1 to 6	1 to 10	1 to 6	1 to 10
Intermediate SJ (Summer)	1 to 9: 1 10 or more: 2	Highest placed rider not part of the qualifying team	1 to 6	1 to 10	1 to 6	1 to 10
Open SJ	1 to 7: 1 8 or more: 2	Highest placed rider not part of the qualifying team	1 to 6	1 to 10	1 to 6	1 to 10
Style Jumping	1 per area	Highest placed rider at each height not part of the qualifying team	1 to 6	1 to 10	1 to 6	1 to 10
Combined Training	1 to 12: 1 13 to 20: 2 21 or more: 3	Highest placed rider in each arena not part of the qualifying team	1 to 6	1 - 10	1 to 6 per arena	1 to 10 per arena
Challenge 90	1 to 12: 1 13 to 20: 2 21 or more: 3	Highest placed rider not part of the qualifying team	to 6	1 to 10	1 to 6	1 to 10 (b)
Challenge 100 & Pairs Challenge	1 to 6: 1 7 to 14: 2 15 or more: 3	Highest placed rider not part of the qualifying team	1 to 6	1 to 10	1 to 6	1 to 10 (b)
HT 80 & HT 90	1 to 12: 1 13 to 20: 2 21 or more: 3	Highest placed rider in each arena not part of the qualifying team	1 to 6	1 to 10	1 to 6 per arena	1 to 10 (b)
HT 100	1 to 6: 1 7 or more: 2	Highest placed rider in each arena not part of the qualifying team	to 6	1 to 10	1 to 6 per arena	1 to 10 per arena (a) (b)
Open HT 100+	1 to 4: 1 5 or more: 2	2 highest placed riders in each arena not part of the qualifying team	1 to 6	1 to 10	1 to 6 per arena	1 to 10 per arena (a) (b)

(a): Plus best overall score calculated mathematically by the Chief Scorer

(b): Additional prize at Championships for best team with all four scores counting

(c): The novice DTM will be split, 1 for ponies/horses with no dressage points, the other for ponies/horses with up to 124 BD points

**Please Note:** These summaries are intended as a guide. The number of individuals invited to the Championships will depend on the number of arenas that should have been used according to Appendix 9.

## APPENDIX 10B: Summary of awards and numbers to qualify - Juniors

COMPETITION	NO. TO QUALIFY		AWARDS			
			TEAM		INDIVIDUAL	
	TEAM	IND	AREA	CHAM	AREA	CHAM
Novice Winter Dressage	1 to 20: 1 21 to 30: 2 31 to 40: 3 40 or more : 4	One from each test per area. If more than one arena per test is used then Appendix 11a will be applied to resolve the qualifying place	1 to 6	1 to 10	1 to 6 per test	1 to 10 per arena (a)
Intermediate Winter Dressage	1 to 20: 1 21 to 30: 2 31 to 40: 3 40 or more : 4	Highest placed rider in each arena not part of the qualifying team	1 to 6	1 to 10	1 to 6	1 to 10 per arena (a)
Open Medium Winter Dressage	<b>Mixed Class - See Senior Numbers to qualify Appendix 10A</b>					
Junior Dressage (National Champs)	1 to 4: 1 5 or more: 2	Highest placed rider in each arena not part of the qualifying team	1 to 6	1 to 10	1 to 6	1 to 10 per arena (a)
Elementary Dressage (National Champs)	N/A	1 to 5: 1 6 to 10: 2 and so on	N/A	N/A	1 to 6	1 to 10
Pairs Dressage	1 to 4: 1 5 or more: 2	N/A	1 to 6	1 to 10	N/A	N/A
Team of Six & Junior Team of Four	N/A	N/A	N/A	1 to 10	N/A	N/A
DTM Prelim & Novice	N/A	1 to 5: 1 6 to 10: 2 and so on	N/A	N/A	1 to 6	1 to 10
DTM Elementary	<b>Mixed Class - See Senior Numbers to qualify Appendix 10A</b>					
DTM Pick your Own	<b>Mixed Class - See Senior Numbers to qualify Appendix 10A</b>					
DTM Pairs (mixed)	1 per area	N/A	1 to 6	1 to 10	N/A	N/A
Riding Test	1 to 4: 1 5 or more: 2	Highest placed rider in each arena not part of the qualifying team	1 to 6	1 to 10	1 to 6	1 to 10 per arena (a)
Novice and Intermediate Winter SJ	1 to 6: 1 7 or more: 2	N/A	1 to 6	1 to 10	N/A	N/A
Novice SJ (Summer)	1 to 6: 1 7 or more: 2	Highest placed rider not part of the qualifying team	1 to 6	1 to 10	1 to 6	1 to 10
Intermediate SJ (Summer)	1 to 6: 1 7 or more: 2	Highest placed rider not part of the qualifying team	1 to 6	1 to 10	1 to 6	1 to 10
Open SJ	<b>Mixed Class - See Senior Numbers to qualify Appendix 10A</b>					
Style Jumping	1 per area	Highest placed rider at each height not part of the qualifying team	1 to 6	1 to 10	1 to 6	1 to 10
Challenge 90 Challenge 100 and Pairs Challenge (b)	1 to 4:1 5 or more: 2	Highest placed rider not part of the qualifying team	1 to 6	1 to 10	1 to 6	1 to 10 (b)
Challenge 100 (b)	1 to 4:1 5 or more: 2	<b>2 highest placed riders not part of the qualifying team</b>	1 to 6	1 - 10	1 to 6	1 - 10 (b)
Combined Training	1 to 4:1 5 or more: 2	Highest placed rider in each arena not part of the qualifying team	1 to 6	1 - 10	1 to 6 per arena	1 to 10 per arena
HT 80, HT 90 & HT 100	1 to 4:1 5 or more: 2	Highest placed rider in each arena not part of the qualifying team	1 to 6	1 to 10	1 to 6 per arena	1 to 10 per arena (a) (b)
HT 100	1 to 4:1 5 or more: 2	2 highest placed riders not part of the qualifying team	1 to 6	1 to 10	1 to 6	1 to 10 (b)
Open HT 100+	<b>Mixed Class - See Senior Numbers to qualify Appendix 10A</b>					

(a): Plus best overall score calculated mathematically by the Chief Scorer

(b): Additional prize at Championships for best team with all four scores counting

## APPENDIX 11A: Overall Awards

### Examples of evaluating overall individual awards

1. Calculate the average percentage score for each arena (for horse trials and combined training only use the dressage penalties) after discarding the highest and lowest score from each arena.
2. Decide which is the best scoring arena (highest average percentage for dressage or riding test, lowest average penalties for horse trials and combined training)
3. Assess the difference between the average of each arena and the average of the best arena
4. Add (or subtract for horse trials and combined training) the difference to/from the score of each competitor in each other arena
5. Now assess the best overall mark

#### Dressage Example

Arena 1	Average 49%
Arena 2	Average 45%
Arena 3	Average 47%
Arena 4	Average 50%

So, the best marked Arena is Arena 4 at 50%, therefore, we would need to add 1 to Arena 1 competitors scores, 5 to Arena 2 scores and 3 to Arena 3 scores.

#### Horse Trials / Combined Training Example

Arena 1	Average 35 penalties
Arena 2	Average 32 penalties
Arena 3	Average 37 penalties
Arena 4	Average 33 penalties

So, the best marked Arena is Arena 2 at 32 penalties, therefore, we would need to deduct 3 from the Arena 1 competitors scores, 5 from Arena 3 scores and 1 from Arena 4 scores.

## APPENDIX 11B: Evaluating Team Penalties

For competitions where a team's score is decided by the positions of its team members in their respective arenas.

Once the placings for an arena have been calculated, the team penalties for all team riders in that arena can be worked out.

This is done as follows:-

The individual positions of each team rider in the arena, discounting non team members, are converted to penalties as follows:- 1st = 1 penalty; 2nd = 2 penalties, 3rd = 3 penalties and so on.

Example

Rider Number	Position in Arena	Team Penalties
123	1st	Non Team Member
134	2nd	1
156	3rd	2
132	4th	3
140	5th	Non Team Member
170	6th	4
168	7th	5
157	8th	Non Team Member
180	=9th	6
181	=9th	6
182	11th	8

## APPENDIX 12: Veterinary Inspections

### 1 Horse Trials Trot-up:

As the Senior and Junior HT 100 and HT 100+ are three day events, competitors will have to attend three veterinary inspections or trot ups as they are more commonly known; one prior to the start of the competition the second takes place in the ten minute box after phase C and before the start of cross country, and the third on day three before the show jumping phase.

#### Officials:

The trot ups are officiated by an appointed BRC Ground Jury of two assisted by a vet, with a second vet for referrals, and a steward. These inspections are held so as to ensure the welfare and future competitiveness of your horse is not jeopardised.

#### Tack:

The following is required:

- Bridle, preferably with a snaffle bit (with a bridle tag for a stallion)
- No saddle or other tack
- No head collars
- No bandages or boots
- No studs

#### Dress:

The following is required:

- As for dressage (day 1) or show jumping (day 3) or Smart casual dress (remember suitable and safe shoes for leading a horse in hand – no Wellington boots except in wet weather, or high heels)
- Competition number or bridle number
- ***Horses should be plaited where applicable***

#### Procedure:

Competitors should report to the steward ahead of your allocated time, the steward will call you forward in order and you will be asked to stand your horse square in front of the jury and then after a static inspection asked to trot up on a hard surface. Once the horse is in trot, let them have a loose rein. The Ground Jury will confer with the vet, if necessary, you may be asked to trot up several times, and you will be told that your horse has either:

Been accepted – your horse has passed the inspection and you may return to the stabling area or go to the appropriate area for your next phase

Been referred – you will be asked to go to the holding area; there you will be asked to report to the second vet for a further check. The vet will discuss any apparent problem with you. You will then be asked to represent to the Ground Jury for a re-assessment or you may choose to withdraw from the competition. After the second assessment the Ground Jury will advise you that your horse has been accepted or will advise you that your horse will not be allowed to proceed to the next phase.

#### Appeals:

There can be no appeal against the decision of the Ground Jury however, if requested, the Chairman of the jury must give a reason for the decision after the whole of the inspection has been completed.

## APPENDIX 13: Horse Trials Tests

### British Riding Clubs BRC Horse Trials Test 80Q&C (2013)

Arena 20m x 40m. Approx. **time 4.5 - 5** minutes  
Trot work may be executed either sitting or rising

			Max Marks
1	A	Enter in working trot, proceed down centre line without halting	
	C	Track right.....	10
2	B	Circle right 20m diameter	
	BFAK	Working trot .....	10
3	KXM	Change the rein	
	MCHE	Working trot .....	10
4	E	Circle left 20m diameter	
	EKAF	Working trot .....	10
5	FXH	Change the rein .....	10
6	C	Medium walk .....	10
7	B	Half 20m circle in free walk on a long rein	
	E	Medium walk .....	10 x 2
8	H	Working trot	
	Between		
	C and M	Working canter right	
	MBFA	Working canter.....	10
9	A	20m circle in working canter. Between X and A transition to working trot .....	10
10	KXM	Change the rein in working trot .....	10
11	Between		
	C and H	Working canter left	
	HEKA	Working canter.....	10
12	A	20m circle in working canter left, between X and A transition to work trot .....	10
13	FXH	Change the rein	
	HCMB	Working trot .....	10
14	B	Half circle right 10m	
	X	Down the centre line .....	10
15	G	Halt, immobility, salute .....	10

#### Collectives

16	<b>Paces.</b> Freedom and regularity .....	10
17	<b>Impulsion.</b> Desire to move forwards, elasticity of the steps, suppleness of the back and engagement of the hind quarters .....	10
18	<b>Submission.</b> Attention and confidence, harmony, lightness and ease of movements, acceptance of the bridle and lightness of the forehand .....	10
19	<b>Rider.</b> Position and seat, correctness and influence of the aids .....	10

**TOTAL 200**



**British Riding Clubs**  
**BRC Horse Trials Test 90Q (2013)**

Arena 20m x 40m. Approx. **Time 4.5 – 5 mins**  
Trot work may be executed either sitting or rising

			<b>Max Marks</b>
1	A	Enter in working trot, proceed down centre line without halting	
	C	Track right	10
2	MXK	Change the rein	10
3	FM	A loop 5m in from the track	10
4	HXF	Change the rein	10
5	KH	A loop 5m in from the track	10
6	HC	Working trot	
	Between		
	C and M	Working canter right	10
7	B	Circle right 20m in working canter	10
	Between		
	F and A	Transition to working trot	
8	KXM	Change the rein in working trot	10
9	Between		
	M and C	Working canter left	10
10	E	Circle left 20m in working canter	10
	Between		
	K and A	Transition to working trot	
11	FXH	Change the rein in working trot	10
12	Between		
	C and M	Medium walk	10
13	MXK	Change the rein in free walk on a long rein	10x2
	K	Medium walk	
14	A	Turn down the centre line	10
	D	Transition to working trot	
15	G	Halt. Immobility. Salute.	10
<b>Collectives</b>			
16	<b>Paces.</b>	Freedom and regularity	10
17	<b>Impulsion.</b>	Desire to move forwards, elasticity of the steps, suppleness of the back and engagement of the hind quarters	10
18	<b>Submission.</b>	Attention and confidence, harmony, lightness and ease of movements, acceptance of the bridle and lightness of the forehand	10
19	<b>Rider.</b>	Position and seat, correctness and influence of the aids	10
			<b>TOTAL 200</b>

**British Riding Clubs**  
**BRC Horse Trials Test 90C (2013)**  
 Arena 20m x 60m. Approx. **time 4.5 – 5 minutes**  
 Trot work may be executed either sitting or rising

			<b>Max Marks</b>
1	A	Enter in working trot, proceed down centre line without halting	
	C	Track right	10
2	B	20m circle right	
	FAK	Working trot	10
3	KH	A loop 5m from the track	
	HCM	Working trot	10
4	MV	Change the rein in working trot	10
5	FM	A loop 5m from the track	
	MCH	Working trot	10
6	HP	Change the rein in working trot	10
7	Between		
	A and K	Working canter right	10
8	E	20m circle right	10
9	SHCMR	Working canter	10
10	RK	Change the rein, with a transition to working trot when crossing the centre line	10
11	Between		
	A and F	Working canter left	10
12	B	20m circle left	10
13	RMCHS	Working canter left	10
14	SF	Change the rein with a transition to working trot when crossing the centre line	10
15	A	Medium walk	10
16	VP	Half 20m circle in medium walk, with a transition to free walk over the centre line	
	P	Medium walk	10x2
17	F	Working trot	
	A	Down the centre line.	10
18	X	Halt. Immobility. Salute.	10

**Collectives**

19	<b>Paces.</b> Freedom and regularity	10
20	<b>Impulsion.</b> Desire to move forwards, elasticity of the steps, suppleness of the back and engagement of the hind quarters	10
21	<b>Submission.</b> Attention and confidence, harmony, lightness and ease of movements, acceptance of the bridle and lightness of the forehand	10
22	<b>Rider.</b> Position and seat, correctness and influence of the aids	10

**TOTAL 230**

**British Riding Clubs**  
**BRC Horse Trials Test 100Q (2013)**  
 Arena 20m x 40m. Approx. **4.5 - 5** minutes  
 Trot work may be executed either sitting or rising

**Max Marks**

1	A	Enter in working trot, proceed down centre line without halting	
	C	Track right	10
2	MBFA	Working trot	
	KXM	Change the rein	10
3	HXF	Change the rein	10
4	AX	Half 20m circle right	
	XC	Half 20m circle left	10
5	Between		
	C and H	Working canter left	10
6	E	20m circle left	
	KAF	Working canter left	10
7	FXH	Change the rein, with a transition to working trot between X and H	10
8	Between		
	C and M	Working canter right	10
9	B	20m circle right	
	FAK	Working canter right	10
10	KXM	Change the rein, with a transition to working trot between X and M	10
11	C	Transition to medium walk	
	HXF	Change the rein in free walk on a long rein	10x2
12	FA	Medium walk	
	A	Down the centre line	10
13	D	Transition to working trot	10
14	G	Halt. Immobility. Salute	10

**Collectives**

15	<b>Paces.</b>	Freedom and regularity	10
16	<b>Impulsion.</b>	Desire to move forwards, elasticity of the steps, suppleness of the back and engagement of the hind quarters	10
17	<b>Submission.</b>	Attention and confidence, harmony, lightness and ease of movements, acceptance of the bridle and lightness of the forehand	10
18	<b>Rider.</b>	Position and seat, correctness and influence of the aids	10

**TOTAL 190**

**British Riding Clubs**  
**BRC Horse Trials Test 100C (2013)**  
 Arena 20m x 60m. Approx **time 4.5 - 5** minutes  
 Trot work may be executed either sitting or rising

			<b>Max Marks</b>
1	A	Enter in working trot, proceed down centre line without halting	
	C	Track right	10
2	MV	Change the rein	
	VKA	Working trot	10
3	A	20m circle left in working trot	
		when crossing the centre line transition to working canter left	10
4	AFBR	Working canter	
	Between		
	R and M	Transition to working trot	10
5	HP	Change the rein	
	PFA	Working trot	10
6	A	20m circle right	
		When crossing the centre line transition to working canter right	10
7	AKVES	Working canter	
	Between		
	S and H	Transition to working trot	10
8	C	Begin a 3 loop serpentine finishing at A	10
9	A	Transition to medium walk	10
10	KB	Change the rein in free walk on a long rein	10x2
11	Between		
	B and R	Transition to medium walk	
	RMC	Medium walk	10
12	C	Transition to working trot	
	CHSEV	Working trot	10
13	VL	Half 10m circle	10
14	L	Down the centre line	10
15	G	Halt. Immobility. Salute.	10
<b>Collectives</b>			
16	<b>Paces.</b>	Freedom and regularity	10
17	<b>Impulsion.</b>	Desire to move forwards, elasticity of the steps, suppleness of the back and engagement of the hind quarters	10
18	<b>Submission.</b>	Attention and confidence, harmony, lightness and ease of movements, acceptance of the bridle and lightness of the forehand	10
19	<b>Rider.</b>	Position and seat, correctness and influence of the aid	10
			<b>TOTAL 200</b>

**British Riding Clubs**  
**BRC Horse Trials Test HT 100+Q (2013)**  
 Arena 20m x 40m. Approx. **time 4.5 - 5** minutes  
 Trot work may be executed either sitting or rising

			<b>Max Marks</b>
1	A	Enter in working trot, proceed down centre line without halting	
	C	Track left	10
2	HXF	Change the rein, showing some medium trot strides over X	10
3	AX	Half 20m circle right, transition to walk over X one horse's length, returning to working trot	10
4	XC	Half 20m circle left	10
5	Between C and H	Working canter left	10
6	E	20m Circle left	10
7	KAF	Working Canter	10
8	Between F and M	Show some medium canter strides	10
9	M	Working canter	10
10	C	Transition to working trot	10
	CEA	Working trot	10
11	AX	Half 20m circle left, transition to walk over X one horses length, returning to working trot	10
12	XC	Half 20m circle right	10
13	CM	Working trot	
	Between M and F	Show some medium trot strides	10
14	F	Working trot	
	Between A and K	Working canter right	10
15	E	20m circle right	10
16	HM	Working canter	10
17	Between M and F	Show some medium canter strides	10
18	F	Working canter	
	A	Transition to working trot	10
19	K	Medium walk	10
20	EB	Half 20m Circle right in free walk on a long rein,	
	B	Medium walk	10x2
21	F	Working trot	
	A	Down the centre line	10
22	X	Halt, immobility and Salute	10
<b>Collectives</b>			
23	<b>Paces.</b>	Freedom and regularity	10
24	<b>Impulsion.</b>	Desire to move forwards, elasticity of the steps, suppleness of the back and engagement of the hind quarters	10
25	<b>Submission.</b>	Attention and confidence, harmony, lightness and ease of movements, acceptance of the bridle and lightness of the forehand	10
26	<b>Rider.</b>	Position and seat, correctness and influence of the aids	10

**TOTAL 270**

**British Riding Clubs**  
**BRC Horse Trials Test 100+C (2013)**

Arena 20m x 60m. Approx. **time 4.5 - 5** minutes  
Trot work may be executed either sitting or rising

			<b>Max Marks</b>
1	A	Enter in working trot, proceed down centre line without halting	
	C	Track left	10
2	SF	Change the rein showing some medium trot strides	
	FA	Working trot	10
3	A	Begin a 5 loop serpentine, finishing at C on the right rein	10
4	RK	Change the rein showing some medium trot strides	10
5	Between		
	A and F	Working canter left	10
6	P	20m circle left	10
7	BMC	Working canter	
8	C	Give and retake the inside rein	10
9	Between		
	H and V	Show medium canter strides	10
10	V	Working canter	10
11	K	Working trot	10
12	A	Down the centre line	10
13	X	Half 10m circle right to B	
	BPFA	Working trot	10
14	Between		
	A and K	Working canter right	10
15	V	20m circle right	10
16	EHC	Working canter	10
17	C	Give and retake the inside rein	10
18	Between		
	M and P	Show some medium canter strides	10
19	P	Working canter	10
20	F	Working trot	10
	A	Medium walk to V	10
21	VXR	Change the rein in a free walk on a long rein	
	Between		
	R and M	Transition to medium walk	10x2
22	C	Working trot	10
23	EX	Half 10m circle left	
	X	Down the centre line	10
24	G	Halt. Immobility. Salute.	10
<b>Collectives</b>			
25	<b>Paces.</b>	Freedom and regularity	10
26	<b>Impulsion.</b>	Desire to move forwards, elasticity of the steps, suppleness of the back and engagement of the hind quarters	10
27	<b>Submission.</b>	Attention and confidence, harmony, lightness and ease of movements, acceptance of the bridle and lightness of the forehand	10
28	<b>Rider.</b>	Position and seat, correctness and influence of the aid	10

**TOTAL 290**

## APPENDIX 14: Team Tests

### British Riding Clubs Team of Six Dressage Test (2013)

Arena 20m x 60m Approximate time 14 minutes

To be ridden in sitting *or rising trot*.

**Max Marks**

1.	A	Enter working trot – single file down the centre line	
	C	Track right	
	Before A	Turn down the arena in single file – line up abreast stirrup to stirrup	
	BXE	Halt. (Chef d'equipe to right of ride). Salute by Chef d'equipe only	
		Proceed individually at working trot	
	C	Track right .....	10 x 2
2.	CA	Working trot	
	AC	Serpentine, 5 equal loops to go to side of arena, finishing at C .....	10 x 2
3.	MP	When last rider reaches M, between M & P turn half right, medium trot	
	SK	Leading file on reaching K, working trot to A .....	10 x 1
4.	A	Down centre line, working trot	
	DB	Leg yield to right, (left leg yielding) .....	10 x 2
5.	HV	When last rider reaches H, between H & V, turn half left, medium trot	
	RF	Leading file on reaching F, working trot to A.....	10 x 1
6.	A	Down centre line, working trot	
	DE	Leg yield to left, (right leg yielding) .....	10 x 2
7.	A	Down centre line in single file, line up abreast 2m apart	
	BXE	Halt. Rein back 3 steps. Proceed individually at working trot one horses length between horses	
	C	Track left .....	10 x 2
8.	FH	Change rein at working trot, when 3 <sup>rd</sup> rider on X, medium walk	
	MK	Change rein at medium walk, when 3 <sup>rd</sup> rider on X, working trot .....	10 x 1
9.	A	Down centre line, when 1 <sup>st</sup> rider reaches X, whole ride turn half right	
	FM	Working canter left .....	10 x 1
10.	E	Circle twice (20m) return to track at E. Working canter.....	10 x 1
11.	FC	Medium canter	
	CE	Working canter	
	E	Working trot .....	10 x 2
12.	FM	Leading file at M, change the rein in form of 'S', returning to track between K & H	
	KH	Working Canter right .....	10 x 2
13.	B	Circle twice (20m) return to track at B. Working canter.....	10 x 1
14.	KC	Medium canter	
	CB	Working canter	
	B	Working trot .....	10 x 2
15.	A	Down the centre line, line up abreast, stirrup to stirrup	
	MGH	Halt. (Chef d'equipe to right of ride) Salute. Proceed individually at walk	
	C	Track right	
	CMX	Walk to centre line, leave arena at A on a long rein.....	10 x 2

#### Collective Marks

16.	Tack and turn out of horses and riders – overall impression.....	10 x 3
17.	Suppleness, rhythm, ground cover, impulsion and submissiveness in the transitions .....	10 x 3
18.	Riders position and seat.....	10 x 3
19.	Obedience and dressing (attention of riders, precision of movements, distances) .....	10 x 3

**TOTAL 360**

**British Riding Clubs**  
**Senior Team of Four Dressage Test (2013)**  
 Arena 20m x 60m. Approx. time 5 minutes  
*To be ridden in sitting or rising trot.*

		<b>Max Marks</b>
1	A Enter at working trot in single file on the centre line	
	CA Track left proceeding to A.....	10
2	A Serpentine 5 equal loops, each loop to reach the side of the arena finish at	
	C Proceed to E.....	10
3	E Leading file on reaching E, whole ride together half circle left 10m onto	
	Centre line, straighten and immediately turn right half circle 10m,	
	returning to single file on the right rein.....	10
4	VM Whole ride right incline together to change the rein whilst crossing the	
	centre line. Show some medium trot strides returning to single file at M	
	MCH Working trot.....	10
5	SF Whole ride left incline together to change the rein whilst crossing the centre	
	line. Show some medium trot strides returning to single file at F at working	
	Trot.....	10
6	K Leading file transition to Medium walk together with the rest of the ride	
	Proceeding to V in Medium walk .....	10
7	VM Change the rein in free walk on a long rein in single file	
	M Medium walk .....	10 x 2
8	H Whole ride on leading file reaching H, transition to working trot	
	S Circle left 20m. On crossing the centre line for the first time, each rider	
	Transition into working canter, proceeding to V .....	10
9	V Circle left 20m, each rider on crossing the centre line for the second time,	
	transition to working trot	
	VAF Working trot.....	10
10	FXH Change the rein	
	HCR Working trot.....	10
11	R Circle right 20m. On crossing the centre line for the first time, each rider	
	Canthers right, proceeding in working canter	
	RP Working Canter .....	10
12	P Circle right 20m. On crossing the centre line for the second time, each rider	
	forward into working trot	
	PA Working trot.....	10
13	A Turn down the centre line in single file, with the leading file leaving the	
	centre line gradually coming forward to halt at the left of X, each	
	Subsequent rider halts to their right to form a line, two horses either side of	
	X On halting the whole ride should salute at the signal of either one rider	
	or the commander. From the halt the leading file leads the whole ride in	
	single file to the exit (usually at A) in free walk on a long rein .....	10
<b>Collective Marks</b>		
14	Paces (freedom and regularity) .....	10
15	Impulsion (desire to move forwards, elasticity of the steps, suppleness of the back and	
	engagement of the hind quarters) .....	10
16	Submission (attention & confidence, harmony, lightness and ease of movements,	
	acceptance of the bridle & lightness of the forehand .....	10
17	Rider position and seat, correctness & influence of the aids.....	10
18	Dressing as a team .....	10 x 3
		<b>Total 210</b>



**British Riding Clubs**  
**Junior Team of Four Dressage Test (2013)**  
 Arena 20m x 60m. Approx. time 5 minutes  
*To be ridden in sitting or rising trot.*

		<b>Max Marks</b>
1.	A Enter at working trot in single file down centre line	
	CP Track right proceeding to P.....	10
2.	PL Whole ride in single file half circle right 10m diameter	
	onto centre line continue to I	
	IS Whole ride in single file half circle left 10m diameter returning to	
	the track at S	
	Go large to V .....	10
3.	K Leading file on reaching K, whole ride together half circle left 10m	
	Onto centre line. Together proceed up centre line	
	G Leading file on reaching G, whole ride together half circle right 10m	
	returning to the track	
	Go large to A .....	10
4.	A In single file ride a five loop serpentine finishing at C, each loop to	
	reach the long side of the arena	
	Go large to B .....	10
5.	B Half circle right 20m diameter, on crossing the centre line the first	
	time transition to canter right to E	
	Go large to C .....	10
6.	C Circle right 20m diameter, going large to B.....	10
7.	B Each rider, on reaching B, transition to working trot to A .....	10
8.	A Each rider, on reaching A, transition to medium walk	
	AKV Medium walk .....	10
9.	VXR Change the rein in free walk on a long rein	
	RMC medium walk .....	10 x 2
10.	C On reaching C, whole ride together, transition to working trot	
	Go large in single file to E.....	10
11.	E Half circle left 20m diameter, on crossing the centre line the first	
	time transition to working canter left to B	
	B Go large to C .....	10
12.	C Circle 20m diameter	
	Go large to E .....	10
13.	E Each rider on reaching E working trot.....	10
14.	A Down centre line in single file, with leading file leaving centre line	
	Gradually coming forward to halt at left of X, each subsequent rider	
	halts at their right to form a line, two horses either side of X.	
	On halting, salute on signal of one rider or commander.	
	From halt leading file leads whole ride in single file to exit in free	
	walk on a long rein.....	10
<b>Collective Marks</b>		
15.	Paces (freedom and regularity).....	10
16.	Impulsion (desire to move forwards, elasticity of the steps, suppleness	
	of the back and engagement of the hind quarters) .....	10
17.	Submission (attention & confidence, harmony, lightness and ease of	
	movements, acceptance of the bridle & lightness of the forehand).....	10
18.	Riders position and seat, correctness and influence of the aids .....	10
19.	Dressing as a team.....	10 x 3
		<b>Total 220</b>

## APPENDIX 15: Pairs Dressage Test

**British Riding Clubs**  
**Pairs Dressage Test 5 (2014)**  
Arena 20m x 40m.  
To be ridden in a snaffle bridle  
Time allowed **4.5 – 5 minutes**

Method of Performance	Max Marks
1. Halts at beginning and end of test .....	10
2. Medium Walk (minimum 20m) .....	10
3. Free walk on a long rein (approx. 20m) .....	10
4. Working trot on right rein (including 20m circle) .....	10
5. Working trot on left rein (including 20m circle) .....	10
6. Some Medium strides at trot .....	10
7. Working canter right (including 20m circle) .....	10
8. Working canter left (including 20m circle) .....	10
9. Transitions between paces .....	10
<b>Total Performance</b>	<b>90</b>
<b>Artistic Merit</b>	
10. Rhythm, regularity, energy and elasticity of horses and ponies .....	10
11. Impulsion and submission .....	10
12. Harmony between riders and horses / ponies when working together and dressing. (At least 80% of the test) .....	10
13. Composition of the test and suitability of the patterns.....	10
14. Riding positions and effect on the correct way of going .....	10
<b>Total Artistic Mark</b>	<b>50</b>
<b>GRAND TOTAL</b>	<b>140</b>

### Criteria

To be ridden in a 20m x 40m Arena. Set out with appropriate Markers.  
Open to Pairs of Horse / Ponies with a maximum of 124 BD points per Horse/Pony.  
The Majority of the Test (at least 80%) to be Ridden as a Pair but may separate.  
Time Allowed 4.5 – 5 minutes.  
Any movements used must be at BD Novice Level, but not above. Rein back is optional.  
The Test Starts and Finishes with Salutes. The time is started at the first salute.

## APPENDIX 16: Pairs Dressage to Music Test

### British Riding Clubs Pairs Dressage to Music Freestyle (2014) Arena 20m x 60m.

To be ridden in a snaffle bridle  
*Time allowed 4.5 to 5 minutes*

Method of Performance	Max Marks
1. Halts at beginning and end of test .....	10
2. Medium Walk (minimum 20m) .....	10
3. Free walk on a long rein (approx. 20m) .....	10
4. Working trot on right rein (including 20m circle) .....	10
5. Working trot on left rein (including 20m circle) .....	10
6. Some Medium strides at trot .....	10
7. Working canter right (including 20m circle) .....	10
8. Working canter left (including 20m circle) .....	10
9. Transitions between paces .....	10
<b>Total Performance</b>	<b>90</b>
<b>Artistic Merit</b>	
10. Rhythm, regularity, energy and elastically of horses / ponies .....	10
11. Impulsion and submission .....	10
12. Harmony between riders and horse/ponies. When working together and dressing. (At least 80% of the test) .....	10
13. Choreography / use of arena/ effectiveness .....	10
14. Music and inventiveness .....	10
15. Riding position and effect on the correct way of going .....	10
<b>Total Artistic Mark</b>	<b>60</b>
<b>GRAND TOTAL</b>	<b>150</b>

#### Criteria

To be ridden in a 20m x 60m Arena at the championships (any size at the qualifiers). Set out with appropriate Markers.

Open to Pairs of Horse /Ponies with a maximum of 124 BD points per Horse/Pony.

The Majority of the Test (at least 80%) to be Ridden as a Pair but may separate.

Time Allowed 4.5 to 5 minutes

Any movements used must be at BD Novice Level, but not above. Rein back is optional.

The Test Starts and Finishes with Salutes. The time is started at the first salute.

## APPENDIX 17A: Riding Tests

### British Riding Clubs Prelim Riding Test (2014)

Arena 20m x 40m. Approx. time 5 minutes  
Trot work may be executed either sitting or rising

- |    |             |   |
|----|-------------|---|
| 1  | A           | Enter in medium walk                        |
|    | X           | Working trot                                |
|    | C           | Track left                                  |
| 2  | HB          | Change the rein                             |
|    | BE          | Half circle right 20m                       |
| 3  | Between     |   |
|    | H&C         | Working canter right                        |
|    | CB          | Working canter                              |
| 4  | B           | Circle right 20m                            |
| 5  | Between     |   |
|    | F&A         | Working trot                                |
|    | Between     |   |
|    | A&K         | Medium walk                                 |
| 6  | KXM         | Change the rein in free walk on a long rein |
|    | Just before |   |
|    | M           | Medium walk                                 |
| 7  | Between     |   |
|    | M&C         | Working trot                                |
|    | CX          | Half circle left 20m                        |
|    | XA          | Half circle right 20m                       |
| 8  | KB          | Change the rein                             |
|    | BE          | Half circle left 20m                        |
| 9  | Between     |   |
|    | K&A         | Working canter left                         |
|    | AB          | Working canter                              |
| 10 | B           | Circle left 20m                             |
| 11 | Between     |   |
|    | M&C         | Working trot                                |
|    | HXF         | Change the rein                             |
| 12 | A           | Down the centre line                        |
|    | X           | Medium walk                                 |
|    | G           | Halt. Immobility, salute                    |

**British Riding Clubs**  
**Novice Riding Test (2014)**

Arena 20m x 40m. Approx. time 5 minutes

Trot work may be executed either sitting or rising

- |    |      |   |
|----|------|---|
| 1  | A    | Enter in working trot and proceed down centre line without halting                        |
|    | C    | Track right   |
|    | MB   | Working trot  |
| 2  | B    | Turn right  |
|    | X    | Circle right 20m in working trot,<br>between X and C give and retake the inside rein      |
| 3  | X    | Circle left 20m in working trot,<br>between A and X give and retake the inside rein       |
|    | XE   | Working trot  |
|    | E    | Track left  |
| 4  | K    | Transition to medium walk   |
| 5  | FXH  | Change the rein in free walk on a long rein   |
|    | H    | Transition to medium walk   |
| 6  | M    | Transition to working trot  |
|    | BE   | Half circle right 20m, on crossing the centre line, transition<br>to working canter right |
| 7  | C    | Circle right 20m, with a transition to working trot at X                                  |
| 8  | MXK  | Change the rein and show a few strides of medium trot                                     |
|    | KAFB | Working trot  |
| 9  | BE   | Half circle left 20m, on crossing the centre line, transition<br>to working canter        |
| 10 | C    | Circle left 20m, with a transition to working trot at X                                   |
| 11 | FXH  | Change the rein and show a few strides of medium trot                                     |
|    | HCMB | Working trot  |
| 12 | BX   | Half circle right 10m   |
| 13 | G    | Halt, immobility, salute  |

## APPENDIX 17B: Riding Test Score Sheet

### Riding Test Scoresheet 2014

Test Used .....

The scale of marks is as follows:

10 Excellent	4 Insufficient
9 Very Good	3 Fairly Bad
8 Good	2 Bad
7 Fairly Good	1 Very Bad
6 Satisfactory	0 Not Performed
5 Sufficient	

Rider No.....Rider.....Horse.....

Marks	Max Score 10 (Half marks allowed)	Coefficient	Total
<b><u>Rider's position</u></b> <ul style="list-style-type: none"> <li>• Straightness</li> <li>• Balance / Security</li> <li>• Elastic and steady contact</li> <li>• Suppleness</li> </ul>		X2	
<b><u>Effective use of aids</u></b> <ul style="list-style-type: none"> <li>• Clear Communication</li> <li>• Preparation</li> <li>• Encourages correct bend</li> <li>• Maintains straightness of horse</li> </ul>		X2	
<b><u>Influence of the rider</u></b> <ul style="list-style-type: none"> <li>• Rhythm</li> <li>• Horse responds well to riders aids</li> <li>• Horse is active</li> <li>• Smooth transitions</li> </ul>		X2	
<b><u>Accuracy</u></b> <ul style="list-style-type: none"> <li>• Correct movements</li> <li>• Positioning</li> <li>• Accuracy of turns and size of circles</li> </ul>		X2	
<b><u>Harmony between horse and rider</u></b> <ul style="list-style-type: none"> <li>• Calm</li> <li>• Focussed</li> </ul>		X3	
			<b>Total</b>
			/110
			<b>Errors</b>
			<b>Final total</b>
			<b>Percentage</b>

Errors of course

Movement

1<sup>st</sup> (2 penalties)

2<sup>nd</sup> (4 penalties)

3<sup>rd</sup> (Elimination)

JUDGE'S COMMENTS

SIGNATURE.....

## APPENDIX 18: Criteria for BRC Riding Tests

### Aims:

This unique competition provides an opportunity for any rider, especially those new to dressage, to develop their skills. The Test has been designed to encourage the rider to ride their horse forward with a steady rhythm and tempo into an elastic contact, with independent steady hands and correctly balanced seat. To show correct geometry of riding the figures in the arena with correct bends in turn, circles and movements. The rider should apply simple aids clearly and effectively avoiding all unnecessary movement. This in turn shows the rider has a basic understanding of the 'Scales of Training' and their importance in the forming of a harmonious partnership.

### Method of Judging

- It is important these tests are judged on the competence of the rider and their influence on the horse or pony, not as a Dressage Test. Although the same scale of marks is given.
- The judge will watch the rider continuously and then give marks for each directive:
  - Rider's Position; in particular, straightness, balance and security, the contact and suppleness.
  - Effective use of the aids; clear communication, preparation, correct bend and straightness of the horse.
  - Influence of the Rider; Rhythm, horse's response to aids, energy and smooth transitions.
  - Accuracy; correct movements, positioning, turns and size of circles.
  - Harmony between horse and rider; calm and focussed.

### Assessment

- Transitions from walk to trot, trot to walk and trot to canter, canter to trot should be performed through sitting trot. With the object of performing smooth transitions.
- Turns from the centre line to the long side and long side to centre line, should be ridden as half circle, touching the track at a point midway between the centre line and the corner and vice versa.
- Horses should be ridden on a light but steady contact, with the exception of the free walk on a long rein. Here the horse is given the freedom to stretch its neck forward and down as far as it can. The rider's hands should not move out to the side so they maintain some contact.
- The rider at the end of the test shows the correct salute as per BD Rules.

### Rules

Judges should refer to the BD Rules regarding all points not covered by specific competition rules as shown in the BRC Rule Book.



## BRITISH RIDING CLUBS STYLE JUMPING TEST (2014)

The scale of marks is as follows:

- 10 Excellent  
9 Very Good  
8 Good  
7 Fairly Good  
6 Satisfactory  
5 Sufficient  
4 Insufficient  
3 Fairly Bad  
2 Bad  
1 Very Bad  
0 Not Performed

DATE.....VENUE.....JUDGE.....

NO	HORSE	RIDER	CLUB
1	1	1	1
2	2	2	2
3	3	3	3
4	4	4	4
5	5	5	5
6	6	6	6
7	7	7	7
8	8	8	8
9	9	9	9
10	10	10	10
11	11	11	11
12	12	12	12
13	13	13	13
14	14	14	14
15	15	15	15
16	16	16	16
17	17	17	17
18	18	18	18
19	19	19	19
20	20	20	20
21	21	21	21
22	22	22	22
23	23	23	23
24	24	24	24
25	25	25	25
26	26	26	26
27	27	27	27
28	28	28	28
29	29	29	29
30	30	30	30
31	31	31	31
32	32	32	32
33	33	33	33
34	34	34	34
35	35	35	35
36	36	36	36
37	37	37	37
38	38	38	38
39	39	39	39
40	40	40	40
41	41	41	41
42	42	42	42
43	43	43	43
44	44	44	44
45	45	45	45
46	46	46	46
47	47	47	47
48	48	48	48
49	49	49	49
50	50	50	50
51	51	51	51
52	52	52	52
53	53	53	53
54	54	54	54
55	55	55	55
56	56	56	56
57	57	57	57
58	58	58	58
59	59	59	59
60	60	60	60
61	61	61	61
62	62	62	62
63	63	63	63
64	64	64	64
65	65	65	65
66	66	66	66
67	67	67	67
68	68	68	68
69	69	69	69
70	70	70	70
71	71	71	71
72	72	72	72
73	73	73	73
74	74	74	74
75	75	75	75
76	76	76	76
77	77	77	77
78	78	78	78
79	79	79	79
80	80	80	80
81	81	81	81
82	82	82	82
83	83	83	83
84	84	84	84
85	85	85	85
86	86	86	86
87	87	87	87
88	88	88	88
89	89	89	89
90	90	90	90
91	91	91	91
92	92	92	92
93	93	93	93
94	94	94	94
95	95	95	95
96	96	96	96
97	97	97	97
98	98	98	98
99	99	99	99
100	100	100	100

Fence	1												Jumping Faults	Time Taken	Time Pens	Total Faults
General Aspects										Max Score 10 (half marks allowed)	Coefficient	Final Score	Observations			
Assessment of the rider before commencing the round riding a simple figure of 8 in canter, showing a change of leg.											X2					
Equestrian feel and skill. ability to present the horse correctly to the fence and ride accurate lines. Able to maintain a clear rhythm and correct pace. Confidence. Ability to influence the horse correctly.											X3					
Rider's position, balance and ability to follow the horse's movement over the fence. Security of the lower leg. Independence of the rein.											X2					
Horse's balance and rhythm. Desire to move forward, attention and confidence, harmony, lightness and ease of movement, acceptance of the bridle, calmness of the jump.											X3					
For every second or part thereof over the optimum time Knocking down any part of an obstacle including the wing										Total / 100						
										Jumping Penalties						
										Time Penalties						
										Total Marks to Count						

For every second or part thereof over the optimum time	1 penalty
Knocking down any part of an obstacle including the wing	2 penalties
First refusal on the whole course	3 penalties
Second refusal on the whole course	6 penalties
Third refusal on the whole course	Elimination
Fall of horse and/or rider	Elimination
Taking the wrong course	Elimination
Failing to salute the judges	Elimination
Commencing the course before the first signal	Elimination

**Judges Signature** .....



## APPENDIX 20: Criteria for the BRC Style Jumping

### **Objectives**

1. To encourage better pace and rhythm in competitions and improved rider training in jumping competitions.
2. To demonstrate the rider's knowledge and effect of developing the canter at 325 metres per minute and its amenability for riding a course
3. That Judges can provide good constructive comments for the benefit of the competitors.

### **Aims**

The aim is to test the rider's ability to demonstrate a good jumping technique. A light balanced position prior to jumping, including changes of pace- maintaining an independent and balanced position during the course and showing the ability to ride suitable turns and approaches. The difficulty of the horse's way of going is expected to be taken into account by the judges.

### **Time**

To be ridden at 325 metres per minute. The measurement of the course should be generous. This is meant to encourage riders to ride forward, demonstrating the ability to ride positively in pace, maintaining balance and rhythm. The course should be well spread about the arena with eight to twelve fences. This should include a stile or narrow fence, with at least one dog leg and including a double. This must be built with a spread in and an upright out.

### **Method of Judging**

The judge will watch the rider continuously and give marks for the position before the round and an assessment of how the course is jumped. The assistant will write down the Assessment of the rider before commencing the round mark on the score sheet as well as any jumping penalties incurred. After the completion of the round the judge will award marks for a) the rider's equestrian feel and skill b) the rider's leg position, balance and ability to follow the horse's movement over the fences and c) the horse's balance and rhythm. A timing judge will be required to award any time penalties.

Particular attention should be paid to the development of a 325 m.p.m canter and its balance and rhythm throughout the round.

In case of equality of marks, jumping penalties will decide, then in order, the rider's equestrian feel and skill, the horse's balance and rhythm and the rider's leg position, balance and ability to follow the horse's movement over the fences.

### **Assessment**

In assessing the competitors, judges should take into account how they ride the whole course. Particular attention should be given to how they ride the turns and present the horse at the fence. The rider needs to show balanced approaches to the fences and be able to maintain a good forward canter. The position of the rider at take-off, in the air, on landing and in the following strides should be included in the assessment for each fence. Correct judgement of pace must be taken into consideration. It is assumed that the horse should be on the correct leg, unless it is capable of a well-balanced counter canter. A flying change, if correctly and quietly executed, is also acceptable as a simple change through trot.

### **Tack**

Judges should ensure that the rules regarding saddlery etc. are observed (see Riding Clubs rulebook).

### **Rules**

Judges should refer to the specific competition rules as shown in the Riding Clubs rulebook.

### **The Test**

The rules for the competition are set out in the Riding Clubs' Official Rule Book. The actual form of the competition is as follows: the horse enters the arena; the rider halts and salutes the judges, then proceeds in canter whilst their position and balance is assessed before jumping. They are expected to work mainly in canter showing changes of paces and transitions on straight lines and small circles on both reins. The signal to start is then given and the course jumped, the rider is judged on how they ride the whole course, particular attention being given to how they ride the turns and present the horse at a fence. The course is completed when the horse passes through the finish. There is no need to salute the judge before leaving the arena. The Judge will award the following marks for the round:-

- 1) Equestrian feel and skill, ability to present the horse correctly at the fence and ride accurate lines. The ability to maintain a clear rhythm and correct pace. Confidence. Ability to influence the horse correctly
- 2) Riders leg position, balance and ability to follow the horses movement over the fence. Security of the lower leg. Independence of the rein
- 3) Horse's balance and rhythm. Desire to move forward, attention and confidence, harmony, lightness and ease of movement, acceptance of the bridle, calmness of the jump

The relative value of the marks should correspond to those used in dressage tests with the use of half marks allowed.

## APPENDIX 21: Dressage Tests

### British Riding Clubs

#### Preliminary Dressage Test D2 (2014)

Arena 20m x 40m. Approx. time 4.5 minutes

Trot work may be executed either sitting or rising

		Max Marks
1	A Enter in working trot and proceed down centre line without halting . . . . .	10
2	C Track right	
	B Turn right . . . . .	10
3	X Circle right 20m diameter . . . . .	10
4	X Circle left 20m diameter	
	On returning to X	
	XE Working trot . . . . .	10
5	E Track left	
	Between	
	A&F Working canter . . . . .	10
6	B Circle left 20m diameter . . . . .	10
7	Between	
	B&M Transition to working trot	
	M Transition to medium walk . . . . .	10
8	C Halt. Immobility 4 seconds	
	Proceed in medium walk . . . . .	10
9	HXF Change the rein in a free walk on a long rein	
	F Transition to medium walk . . . . .	10x2
10	Between	
	F&A Transition to working trot	
	Between	
	A&K Transition to working canter . . . . .	10
11	E Circle right 20m diameter . . . . .	10
12	H Working trot . . . . .	10
13	M Medium walk . . . . .	10
14	BX Half circle right 10m diameter	
	XE Half circle left 10m diameter . . . . .	10
15	Between	
	E&K Working trot	
	A Turn down the centre line . . . . .	10
16	X Halt. Immobility. Salute	
	Leave the arena in a free walk on a long rein . . . . .	10

#### Collectives

17	Paces: Freedom and regularity . . . . .	10x2
18	Impulsion: Desire to move forward, elasticity of steps and suppleness of back, and engagement of the hindquarters . . . . .	10x2
19	Submission: Attention and confidence, harmony, lightness and ease of the movements, acceptance of the bridle and lightness of the forehand . . . . .	10x2
20	Rider's position and seat: Correctness and effect of the aids . . . . .	10x2

**TOTAL 250**

**British Riding Clubs**  
**Preliminary Dressage Test D3 (2014)**  
 Arena 20m x 40m. Approx. time 4.5 minutes  
 Trot work may be executed either sitting or rising

		<b>Max Marks</b>
1	A Enter in working trot and proceed down centre line without halting	
	C Track right. . . . .	10
2	MBFA Working trot	
	KH One loop 5m from the track . . . . .	10
3	CX Half circle right 20m diameter	
	XA Half circle left 20m diameter . . . . .	10
4	Between	
	A&F Working canter left . . . . .	10
5	C Circle left 20m diameter . . . . .	10
6	Between	
	H&E Transition to working trot . . . . .	10
7	Between	
	A&F Transition to medium walk . . . . .	10
8	FXH Change the rein in a free walk on a long rein	
	H Transition to medium walk . . . . .	10x2
9	C Transition to working trot . . . . .	10
10	MXK Change the rein	
	KAF Working trot . . . . .	10
11	FM One loop 5m from the track . . . . .	10
12	CX Half circle left 20m diameter	
	XA Half circle right 20m diameter. . . . .	10
13	Between	
	A&K Working canter right . . . . .	10
14	C Circle right 20m diameter . . . . .	10
15	Between	
	M&B Transition to working trot . . . . .	10
16	A Turn down the centre line	
	X Halt. Immobility. Salute	
	Leave the arena in a free walk on a long rein. . . . .	10

**Collectives**

17	Paces: Freedom and regularity . . . . .	10x2
18	Impulsion: Desire to move forward, elasticity of steps and suppleness of back, and engagement of the hindquarters. . . . .	10x2
19	Submission: Attention and confidence, harmony, lightness and ease of the movements, acceptance of the bridle and lightness of the forehand. . . . .	10x2
20	Rider's position and seat: Correctness and effect of the aids . . . . .	10x2

**TOTAL 250**

**British Riding Clubs**  
**Novice Dressage Test D10 (2014)**  
 Arena 20m x 40m. Approx. time 5 minutes  
 Trot work may be executed either sitting or rising

		<b>Max Marks</b>
1	A Enter in working trot and proceed down centre line without halting	
	C Track left . . . . .	10
2	C Working trot	
	HEKA Working trot . . . . .	10
3	A Circle left 20m diameter	
	On return to A transition to medium walk. . . . .	10
4	AX Half circle left 20m diameter in medium walk . . . . .	10
5	XC Half circle right 20m diameter in a free walk on a long rein. . . . .	10x2
6	C Transition to medium walk	
	M Working trot . . . . .	10
7	MBF Working trot	
	A Working canter right . . . . .	10
8	E Circle right 20m diameter	
	H Working trot . . . . .	10
9	MXK Change the rein showing some lengthened strides . . . . .	10
10	K Working trot	
	A Working canter left . . . . .	10
11	B Circle left 20m diameter	
	C Working trot . . . . .	10
12	HK One loop 5m from the track	
	KAF Working trot . . . . .	10
13	FXH Change the rein showing some lengthened strides	
	H Working trot . . . . .	10
14	MF One loop 5m from the track. . . . .	10
15	A Turn down the centre line	
	G Halt. Immobility. Salute	
	Leave the arena in a free walk on a long rein . . . . .	10

**Collectives**

16	Paces: Freedom and regularity . . . . .	10x2
17	Impulsion: Desire to move forward, elasticity of steps and suppleness of back, and engagement of the hindquarters . . . . .	10x2
18	Submission: Attention and confidence, harmony, lightness and ease of the movements, acceptance of the bridle and lightness of the forehand. . . . .	10x2
19	Rider's position and seat: Correctness and effect of the aids . . . . .	10x2

**TOTAL 240**

## APPENDIX 22: Comment Slip

The Competitions Department British Riding Clubs The British Horse

.....

.....

What is wrong with the rule?

.....

.....

.....

.....

.....

.....

.....

.....

.....

.....

.....

For official use only

Date Received:

33

\_\_\_\_\_

1

## APPENDIX 23: Affiliated Riding Clubs by Area

### Area Representatives:

**Jennifer Rentoul (Area 1)** 07764 352 332

jenniferrentoul@aol.com

**Hilary McKenna (Area 2)** 07831 729726

hilary.mckenna243@gmail.com

**Chris Walton (Area 3)** 07970 674135

jennamoll@aol.com

**Mary Kay (Area 4)** 07745 756939

westfieldb@tiscali.co.uk

**Tony Parker (Area 5)** 07887 832075

tony.parker@isuzutruck.co.uk

**Peter Dryzek (Area 6)** 07767 457929

peter.dryzek@gmail.com

**David Clark (Area 7)** 07921 298506

davo\_61@hotmail.com

**Emma Pewter (Area 8)** 07778 654768

emmaequus@btconnect.com

**Shelagh Fishlock (Area 9)** 07951 234618

shelaghfishlock@blueyonder.co.uk

**Jean Bywater (Area 10)** 07766 313850

Jean.bywater@bromley.gov.uk

**Cathy Hughes (Area 11)** 01483 770943

s.castle@virgin.net

**Arthur Stevens (Area 12)** 07977 521348

astevens@otterfinancial.co.uk

**Jenny Dentrement (Area 13)** 07825346579

dentrementj@ymail.com

**Steven Small (Area 14)** 07785 338812

GreatOakEquestrian@hotmail.com

**Pam Davidson (Area 15)** 07831 437473

pamdavison31@outlook.com

**Roy Turner (Area 16)** 01673 878875

midcot@btinternet.com

**Nick Fincham (Area 17)** 01258 860783

n.fincham1@btinternet.com

**Noel Ennett (Area 18)** 07980 667012

noel.ennett@gbo.com

**Jane Fisher (Area 19)** 07966 450490

janefisherarea19@aol.com

**Andrew Chadwick (Area 20)** 07721 096311

green.gorse.farm@btinternet.com

**Jonathan Pett (Area 21)** 07977 336654

trojanstud@btinternet.com

**Carol Kyle (Area 22)** 019755 62787

ckyle6217@gmail.com or 077389 39369

**Betty Gaston (Area 23)** 02890 611567

Elizabethgaston@aol.com

### Area 1 (Southern Scotland)

Almond Riding Club of West Lothian

Argyll Riding Club

Arran Riding Club

Ayr Riding Club

Barrhead Riding Club

Dalkeith Park Equestrian Club

Dunedin Combined Training Group

Edinburgh & District Riding Club

Ettrick Forest Riders Association

Galloway Horse Club

Gareloch Riding Club

Girvan And District Riding Club

Glenbrae Riding Club

Ian Stark Equestrian Centre

Kilmaccolm & Kilallan Riding Club

Lanark Riding Club

Lothian's Riding Club

Machars Riding Club

North Ayrshire Riding And Trec Club

North Lammermuir Riding Club

Oban & District Riding Club

Peebles & District Riding Club

Polnoon Castle Riders Association

Renfrewshire Riding Club

Scottish Dressage Group

Scottish Equi Complex

South East Scotland Dressage

South Lammermuir Riding Club

South West Of Scotland Riding Club

Stranraer & District Riding Club

Strathendrick Riding Club

Tannoch Stables Riding Club

Wellsfield Farm Centre

### Area 2 (North East)

Aln Riding Club

Barnard Castle & Teesdale Riding Club

Bay Riding Club

Bishops Riding Club

Border Riding Club

Corbridge & District Riding Club

Cote Hill Riding Centre

Darlington & District Riding Club

Durham & District Riding Club

Ellen Valley Riding Club

Hamsterley Riding Association

John Peel Riding Club

Larkrigg Riding School Centre

Murton Equestrian Centre

Newcastle Riding Club

Penshaw Equestrian Centre

Shipley Lane Riding Club

South Durham Saddle Club

Stepney Bank Stables Centre

Sunnyside Riding Club

Swinhoe Farm Riding Centre

Yarm & District Saddle Club

### Area 3 (North West)

Antrobus Riding Club

Brookhead Riding Club

Cabbyl Riding Club

Caldew Riding Club

Carrington Riding Centre

Chapel & District Riding Club

Cumbria Riding Club

High Peak Riding Club  
 Holly Tree Riding School  
 Kennaa Riding Club  
 Laffak Riding Club  
 Lakes Riding Club  
 Longfield Equestrian Centre  
 Longton Riding Club  
 Macclesfield & District Riding Club  
 Mobberley Riding School Centre  
 Northern Dressage Group  
 Oldham & District Riding Club  
 Pole Moor Riding Club  
 Rochdale & District Riding Club  
 Rossendale Valley Riding Club  
 Rural Fylde Young Riders Club  
 Silsden Riding Club  
 Wilmslow Riding Club  
 Wrea Green Riding Centre

#### **Area 4 (Yorkshire and Humberside)**

Ackworth & District Riding Club  
 Askham Bryan Riding Club  
 Back Lane Stables Centre  
 Brimham Riding Club  
 Calderdale Saddle Club  
 Cliffhollins Riding Centre  
 Craven College  
 Darrowby & District Riding Club  
 East Yorkshire Riding Club  
 Ebor Vale Riding Club  
 Eldwick Riding Club  
 Friars Hill Stables Centre  
 Harewood Combined Training Group  
 Holme Valley Riding Club  
 Malton & District Riding Club  
 Nidd Valley Riding Club  
 North Ryedale Riding Club  
 Northallerton Riding Club  
 Oxmadyke Equestrian Centre  
 Penistone & District Riding Club  
 Scarborough & District Riding Club  
 Selby & District Riding Club  
 Snainton Riding Centre  
 South Holderness Riding Club  
 West Yorkshire Horseplay  
 Whitby & District Riding Club  
 White Rose Riding Club  
 York & District Riding Club

#### **Area 5 (West Midlands)**

Alton Riding School Centre  
 Alvechurch Riding Club  
 Atherstone & District Riding Club  
 Bourne Vale Riding Stables Llp  
 Buckingham Riding Club  
 Burbage Riding Club  
 Caldecote Riding School Centre  
 Cherwell Valley Riding Club  
 Coleshill Heath Riding Club  
 Crown Riding Club  
 East Lodge Riding Club Centre  
 East Shropshire Riding Club  
 Endon Equestrian Centre

Ettington Park & Kineton Riding Club  
 Evergreen Stables Centre  
 Forest Of Arden Riders Group  
 Gate Riding Club  
 Hargate Equestrian Centre  
 Hinckley Dressage Group  
 Holly Riding Centre  
 Holme Farm Equestrian Riding Club Centre  
 Misterton & District Riding Club  
 Moor Farm Stables Centre  
 Moreton Morrell Riding Club  
 National Forest Riding Club  
 North Oxfordshire Riding Club  
 Onley Grounds Riding Club  
 Owston Riding Club  
 Oxford Riding Club  
 Radway Riding School Centre  
 Rugby Riding Club  
 Scropton Riding Club Centre  
 Solihull Riding Club  
 South Staffs Riding Clubs  
 South Warwickshire Riding Club  
 Stoneleigh Riding Club  
 Stratford Upon Avon Riding Club  
 Valley Farm Equestrian Centre

#### **Area 6 (Bucks and Berks)**

Berkshire County Riding Club  
 Berkshire Downs Riding Club  
 Bicester Riding Club  
 Breakspear Riding Club  
 Chalfont Heights Riding Club  
 Chiltern Riding Club  
 Chobham & District Riding Club  
 Cloud Stables Riding Centre  
 Deen City Farm Centre  
 Farley Hall Riding Club  
 Hall Place Equestrian Centre  
 Harrow & District Riding Club  
 High Wycombe Riding Club  
 Hurst Riders Club  
 Hyde Park Riding Stables  
 Mortimer Riding Club  
 Naphill Riding Club  
 Northwood Riding Club  
 Old Berkeley Hunt Riding Club  
 Shardeloes Farm Equestrian  
 South Buckinghamshire Riding Club  
 South Oxfordshire Riding Club  
 Tadley & District Riding Club  
 Thames Valley Riding Club  
 Trent Park Equestrian Centre  
 Vauxhall City Farm  
 Wellington Riding Club  
 Wokingham & Bearwood Riding Club

#### **Area 7 (Herts, Cambs, Beds & Northants)**

Aspley Guise & District Riding Club  
 Cambridge & District Riding Club  
 Contessa Riding Centre  
 Hooks Cross Equestrian Centre  
 Houghton And Huntingdon Riding Club  
 Keysoe Riding Club

Milton Keynes Riding Club  
 North Mymms Riding Club  
 Over And District Riding Club  
 Rockingham Forest Riding Club  
 Shillington Riding Club  
 South Cambridgeshire Equestrian Centre  
 Stevenage & District Riding Club  
 Three Rivers & District Riding Club  
 Wisbech & District Riding Club  
 Wittering Academy Riding Club

#### **Area 8 (Essex)**

Billericay & District Riding Club  
 Essendon & Epping Forest Dressage Group  
 Foxhounds Riding School  
 Ingatestone & Blackmore Riding Club  
 Royal Wood Riding Club  
 Saffron Walden & District Riding Club  
 Stansted & District Riding Club  
 Tendring Hundred Riding Club

#### **Area 9**

Barton End Equestrian Centre  
 Bath Riding Club  
 Berkeley & District Riding Club  
 Cotswold Edge Riding Club  
 Frampton Family Riding Club  
 Kennet Vale Riding Club  
 Kings Leaze Riding Club  
 Ladysmith Equestrian Centre  
 Saxon Dressage Group  
 Severn Vale Riding Club  
 Swindon And District Riding Club  
 Tumpy Green Equestrian Centre  
 Vale Of The White Horse Riding Club  
 Veteran Horse, Pony & Rider Club  
 Wellow Trekking Centre  
 Wessex Gold

#### **Area 10 (Kent and East Sussex)**

Appledore & District Riding Association  
 Battle & District Riding Club  
 Bradbourne Riding Club  
 Braeside Equestrian Centre  
 Chelsham And Bromley Riding Club  
 Chislehurst And Rushmore Equestrian Club  
 Coldblow Equestrian Training Centre  
 Cornilo Riding Centre  
 Dartford & District Riding Club  
 Faversham Riding Club  
 Fawkham & District Riding Club  
 Folkestone Riding Club  
 Forces Equine  
 Hailsham Equestrian Club  
 Heathfield Riding Club  
 Hilltop Riding Club  
 Invicta Riding Club  
 Joydens Riding Club  
 Limpsfield Riding Club  
 Maidstone & District Riding Club  
 Mayfield Equestrian Centre  
 Moat View Riding Club  
 Mount Mascal Riding Club

Netherfield & Mountfield Riding Club  
 Pullens Riding Clubs  
 Rother Valley Riding Club  
 Royal Oak Riding Club  
 Sevenoaks Riding Club  
 Tunbridge Wells Riding Club  
 Warlingham & District Horse Club

#### **Area 11 (Surrey)**

Abinger Forest Riding Club  
 Badshot Lea Equestrian Centre  
 Bookham Riding Club  
 Bridleways Equestrian Centre  
 Chipstead Riding Club  
 Elstead Riding Club  
 Ewshot Riding Club  
 Farnham Riders Club  
 Frensham Riding Club  
 Guildford & South Riding Club  
 Littleton Riding Club  
 Lodge Equestrian Riding Club  
 Newlands Corner Riding Club  
 Orchard Cottage Riding Centre  
 Silvermere Equestrian Centre  
 Surrey Police United Riders  
 Tilford And Rushmoor Riding Club  
 West Surrey Riding Club  
 Wey Valley Riding Club

#### **Area 12 (South West)**

Alstone Court Riding Establishment  
 Blackdown Hills Riding Club  
 Blackdown Mendip Riding Club  
 Brent Knoll Riding Club  
 Cannington Equestrian Centre  
 Clevedon Riding Club Centre  
 Conquest Centre  
 Divoky Riding Centre  
 East Mendip Riding Club  
 Exeter & District Riding Club  
 Hill Farm Equestrian (Somerset)  
 Ilfracombe & District Riding Club  
 Lamberts Castle Riding Club  
 Mid Somerset Riding Club  
 North Devon Riding Club  
 Quantock Riding Club  
 Rosewall Equestrian Centre  
 Royal Navy Riding Club  
 Shipton Riding Club  
 Sid & Otter Valley Riding Club  
 Sidcot Riding Centre  
 South Western Dressage Group  
 Swang Pony Centre  
 Taunton & District Riding Club  
 Urchinwood Manor Riding Club Centre  
 West Somerset Riding Club  
 Weymouth & District Riding Club  
 Widbrook Riding Club Centre  
 Witheridge & District Riding Club  
 Woodspring Riding Club

#### **Area 13 (West Sussex)**

Ardingly Riding Club



Goring & District Riding Club  
Hangleton Equestrian Riding Club  
Horsham & District Riding Club  
Lavant House Riding Club Centre  
Mid Sussex Riding Club  
Rogate & District Riding Club  
Rudgwick & District Riding Club  
Sussex Peggers Club  
Three Counties Riding Club  
West End Riding Club  
West Sussex Riding Club

#### **Area 14 (Eastern Counties)**

Beccles & Bungay Riding Club  
Carleton Riding Club  
Carousel Riding Club  
Colne Valley Riding Club  
Deben Riding Club  
Finn Valley Riding Club  
Gipping Riding Society  
Halesworth & District Riding Club  
High Fen Riding Club  
Hill Farm Equestrian Centre (Suffolk)  
Kimblewick Equestrian Centre  
Lakeside Riding Centre  
Newton Hall Equitation Centre  
Norfolk Horse Training And Equitation Club  
St Edmunds Riding Club  
Suffolk Riding Club  
Wattisfield & District Riding Club  
Worlington Riding Club

#### **Area 15 (Mid & South Wales)**

Blaenavon Stirrup Club  
Cardiff Riding Centre  
Cimla Equestrian Centre  
Cricklands Equestrian Club  
Forest Of Dean Riding Club  
Golden Valley Riding Club  
Hereford & District Riding Club  
Llantwit Major And District Riding Club  
Millbrook Riding Club  
Mynydd Riding Club  
Rhyddid Riding Club  
Riders 2000 Riding Club (Cardiff)  
Rudry Village Riding Club  
Severnvale Equestrian Centre  
Southerndown Riding Club  
Torfaen Riding Club  
Vale Of Arrow Riding Club  
Vale Of Usk Riding Club  
Wye Valley Riding Club  
Y Fenni & District Riding Club

#### **Area 16 (East Midlands)**

Blidworth Equestrian Riding Club  
Brimington Equestrian  
East Midlands Dressage Group  
Fourwinds Equestrian Centre  
Grove House Riding Club Centre  
Heighington Riding Club  
Hope Valley Riding Club  
Kettlethorpe Riding Club

Maltby And District Riding Club  
North Lincs Riding Club  
Rearsby Lodge Riding Club  
Rutland Riding Club  
South Humber Riding Club  
South Lincolnshire Riding Club  
South Wingfield & District Riding Group  
The Peakies Riding Club  
Tickhill Riding Club  
Trent Valley Riding Club Centre  
Welton & District Riding Club  
White Horse Trec Group  
Witham Villa Riding Centre

#### **Area 17 (Hampshire, Isle of Wight & Dorset)**

Alderney Riding Club  
Armiss Equestrian Centre  
Bourne Valley Riding Club  
Chilworth Riding Club  
East Dorset Riding Club  
Gorley Vale Riding Club  
Guernsey Riding & Hunt Club  
Hampshire Rural Riding Club  
Isle Of Wight Riding Club  
Jersey Riding Club  
Meon Riding Club  
New Forest Pony Enthusiasts Riding Club  
New Forest Riding Club  
Purbeck & District Riding Club  
Quob Stables Riding Club Centre  
Russels Equestrian Centre  
Rycroft School Of Equitation  
Shillingstone & District Riding Club  
Solent Riding Club  
South Wiltshire Riding Club  
Stour Valley Riding Club  
Vectis Equestrian Club  
Wessex Classical Riding Group

#### **Area 18 (Oxon, Glos, Hereford & Worcs)**

Baulking Grange Centre  
Bewdley Bridle Club  
Bromsgrove & District Riding Club  
Bromyard & District Riding Club  
Cheltenham & District Riding Club  
Country Treks Equestrian Centre  
Crophorne And Evesham Vale Riding Club  
Evenlode Riding Club  
Isis Dressage Group  
Leadon Vale Family Riding Club  
Malvern Hills Riding Club  
Shropshire South Riding Club  
Tumpey Green Riding Centre  
West Oxfordshire Riding Club  
Worcester & District Riding Club  
Wyvern Riding Club

#### **Area 19 (Devon and Cornwall)**

Bere Horsewatch Riding Club  
Bideford & District Riding Club  
Camel Valley Riding Club  
Cornwall Trec Group  
East Cornwall Riding Club

Holsworthy & District Riding Club  
 Lyd Valley Riding Club  
 Mary Tavy Riding Club  
 Mid Devon Riding Club  
 Newquay Riding Club  
 Peninsula Dressage Group  
 South Brent Riding Club  
 South Devon Riding Club  
 St Austell Bay Equestrian Club  
 Stoke Climsland And District Riding Association  
 Tavy Valley Riding Club  
 Threewaters Riding Club  
 West Devon Riding Club

#### **Area 20 (N & M Wales, Staffs Shrops & MChesh)**

Bradley Dale Riding Club  
 Cae Hic Livery And Riding Centre  
 Caernarfonshire Riding Club  
 Clwb Marchogaeth Mon Riding Club  
 Delamere Forest Riding Club  
 Dolfor Riding Club  
 East Cheshire Combined Training  
 East Clwyd Riding Club  
 Flint And Denbigh Riding Club  
 Freshfields Equestrian Centre  
 Hafren Riding Club  
 Kemberton Riding Stables Centre  
 Llandudno Riding Club  
 Llyn Riding Club  
 Maelor Riding Club  
 Nantwich Riding Club  
 Reaseheath Equestrian Centre  
 Shrewsbury & District Riding Club  
 South Cheshire Riding Club  
 Tushingham And District  
 Vyrnwy Valley Riding Club  
 Weaver Equestrian Riding Club  
 Wrekin North Riding Club

#### **Area 21 (West Wales)**

Beacons Equestrian Centre  
 Cardigan Bay Riding Club  
 Clydach Riding Club  
 Cwm Derwen Riding Club  
 Cwmaman Riding Club  
 Dyffryn Paith Riding Group  
 Gower Riding Club  
 Landsker Riding And Trec Club  
 Red Kite Trec Group  
 Ridden Arab Group Wales  
 Tivyside Riding Club  
 Towy Valley Riding Club  
 Vale Of Aeron Riding Club  
 West Wales Riding Club

#### **Area 22 (Northern Scotland)**

Badenoch Riding Club  
 Black Isle Guys Alternative  
 Buchan Riding Club  
 Caithness Riding Club  
 Caledonian Riding Club  
 Crieff Hydro Riding Centre  
 Deeside And District Riding Club

Fife Riding Club  
 Findon & District Riding Club  
 Forth View Riding Club  
 Gordon Dressage Group  
 Ladyleys Riding Club  
 Lewis & Harris Riding Club  
 Moray Riding Club  
 North East Fife Riding Club  
 North East Riding Club (Scotland)  
 Orkney Riding Club  
 Sanday Saddle Club  
 Skibo Centre  
 Stonehaven And Area Riding Club  
 Strathearn Riding Club  
 Strathisla Riding Club  
 Strathmore & District Riding Club  
 Sutherland Riding Club  
 Tayside Dressage Group  
 The Cabin Equestrian Centre

#### **Area 23 (Northern Ireland)**

Armagh Riding Club  
 Ballycorr Riding Club  
 Ballyknock Riding Club  
 Bann Valley Riding Club  
 Capall Riding Club  
 Clogher Valley Riding Club  
 Cloughy & District Riding Club  
 Craigtlet Riding Club  
 Danescroft Riding Club  
 Downshire Riding Club  
 Erne Lakeland Riding Club  
 Galgorm And District Riding Club  
 Gilford & District Riding Club  
 Gransha Riding Club  
 Kilkeel & District Riding Club  
 Lagan Valley Riding Club  
 Lecale Riding Club  
 Maine Killyless Riding Club  
 Moihill Riding Club  
 Moorlough Riding Club  
 Mossvale Riding Club  
 Mourneview Riding Club  
 Moy Riding Club  
 Newcastle & District (N.I.) Riding Club  
 North Antrim Riding Club  
 North Coast Riding Club  
 Portmore Riding Club  
 Redhall Riding Club  
 Seskinore & Ecclesville Riding Club  
 Six Mile Water Riding Club  
 Strule Valley Riding Club  
 The Beeches Riding Club  
 The Forest Stables Centre  
 Warrenpoint & District Riding Club

#### **Overseas Clubs**

Association Of Irish Riding Clubs Ltd (Os)  
 French Creek Dressage Association (Os)  
 Saifi Stables Riding Club (Os)  
 Willowmay Farm Inc (Os)

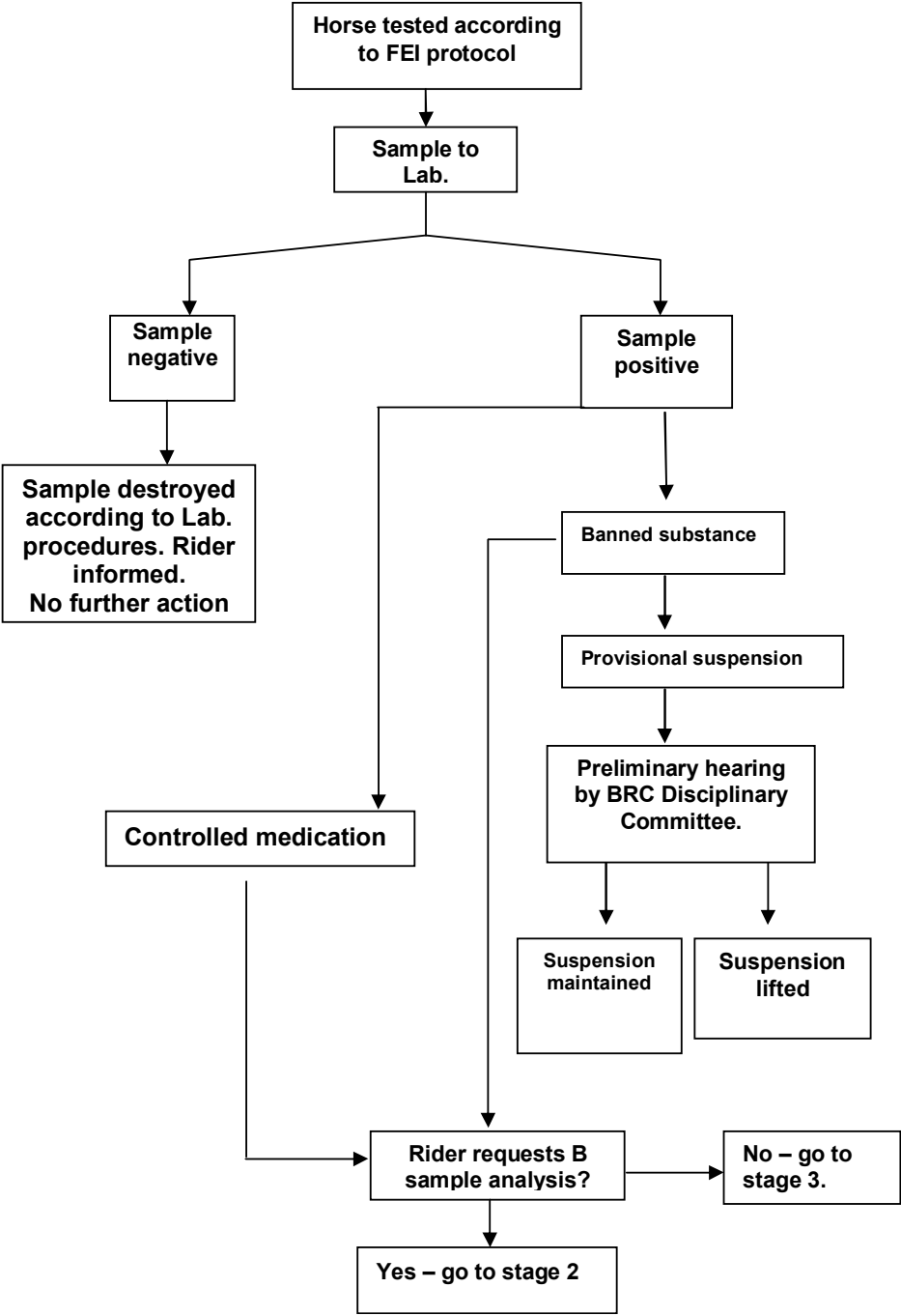
## APPENDIX 24: Flu Vaccination Check Table

Jab 1/ Actual 2 <sup>nd</sup> Jab	2nd INJECTION DUE		BOOSTER DUE		Jab 1/ Actual 2 <sup>nd</sup> Jab	2nd INJECTION DUE		BOOSTER DUE	
	21 DAYS	92 DAYS	150 DAYS	215 DAYS		21 DAYS	92 DAYS	150 DAYS	215 DAYS
01-Jan	22-Jan	03-Apr	31-May	04-Aug	01-Jul	22-Jul	01-Oct	28-Nov	01-Feb
08-Jan	29-Jan	10-Apr	07-Jun	11-Aug	08-Jul	29-Jul	08-Oct	05-Dec	08-Feb
15-Jan	05-Feb	17-Apr	14-Jun	18-Aug	15-Jul	05-Aug	15-Oct	12-Dec	15-Feb
22-Jan	12-Feb	24-Apr	21-Jun	25-Aug	22-Jul	12-Aug	22-Oct	19-Dec	22-Feb
31-Jan	21-Feb	03-May	30-Jun	03-Sep	31-Jul	21-Aug	31-Oct	28-Dec	03-Mar
01-Feb	22-Feb	04-May	01-Jul	04-Sep	01-Aug	22-Aug	01-Nov	29-Dec	04-Mar
08-Feb	01-Mar	11-May	08-Jul	11-Sep	08-Aug	29-Aug	08-Nov	05-Jan	11-Mar
15-Feb	08-Mar	18-May	15-Jul	18-Sep	15-Aug	05-Sep	15-Nov	12-Jan	18-Mar
22-Feb	15-Mar	25-May	22-Jul	25-Sep	22-Aug	12-Sep	22-Nov	19-Jan	25-Mar
28-Feb	21-Mar	31-May	28-Jul	01-Oct	31-Aug	21-Sep	01-Dec	28-Jan	03-Apr
01-Mar	22-Mar	01-Jun	29-Jul	02-Oct	01-Sep	22-Sep	02-Dec	29-Jan	04-Apr
08-Mar	29-Mar	08-Jun	05-Aug	09-Oct	08-Sep	29-Sep	09-Dec	05-Feb	11-Apr
15-Mar	05-Apr	15-Jun	12-Aug	16-Oct	15-Sep	06-Oct	16-Dec	12-Feb	18-Apr
22-Mar	12-Apr	22-Jun	19-Aug	23-Oct	22-Sep	13-Oct	23-Dec	19-Feb	25-Apr
31-Mar	21-Apr	01-Jul	28-Aug	01-Nov	30-Sep	21-Oct	31-Dec	27-Feb	03-May
01-Apr	22-Apr	02-Jul	29-Aug	02-Nov	01-Oct	22-Oct	01-Jan	28-Feb	04-May
08-Apr	29-Apr	09-Jul	05-Sep	09-Nov	08-Oct	29-Oct	08-Jan	07-Mar	11-May
15-Apr	06-May	16-Jul	12-Sep	16-Nov	15-Oct	05-Nov	15-Jan	14-Mar	18-May
22-Apr	13-May	23-Jul	19-Sep	23-Nov	22-Oct	12-Nov	22-Jan	21-Mar	25-May
30-Apr	21-May	31-Jul	27-Sep	01-Dec	31-Oct	21-Nov	31-Jan	29-Mar	03-Jun
01-May	22-May	01-Aug	28-Sep	02-Dec	01-Nov	22-Nov	01-Feb	30-Mar	04-Jun
08-May	29-May	08-Aug	05-Oct	09-Dec	08-Nov	29-Nov	08-Feb	07-Apr	11-Jun
15-May	05-Jun	15-Aug	12-Oct	16-Dec	15-Nov	06-Dec	15-Feb	14-Apr	18-Jun
22-May	12-Jun	22-Aug	19-Oct	23-Dec	22-Nov	13-Dec	22-Feb	21-Apr	25-Jun
31-May	21-Jun	31-Aug	28-Oct	01-Jan	30-Nov	21-Dec	02-Mar	29-Apr	03-Jul
01-Jun	22-Jun	01-Sep	29-Oct	02-Jan	01-Dec	22-Dec	03-Mar	30-Apr	04-Jul
08-Jun	29-Jun	08-Sep	05-Nov	09-Jan	08-Dec	29-Dec	10-Mar	07-May	11-Jul
15-Jun	06-Jul	15-Sep	12-Nov	16-Jan	15-Dec	05-Jan	17-Mar	14-May	18-Jul
22-Jun	13-Jul	22-Sep	19-Nov	23-Jan	22-Dec	12-Jan	24-Mar	21-May	25-Jul
30-Jun	21-Jul	30-Sep	27-Nov	31-Jan	31-Dec	21-Jan	02-Apr	30-May	03-Aug

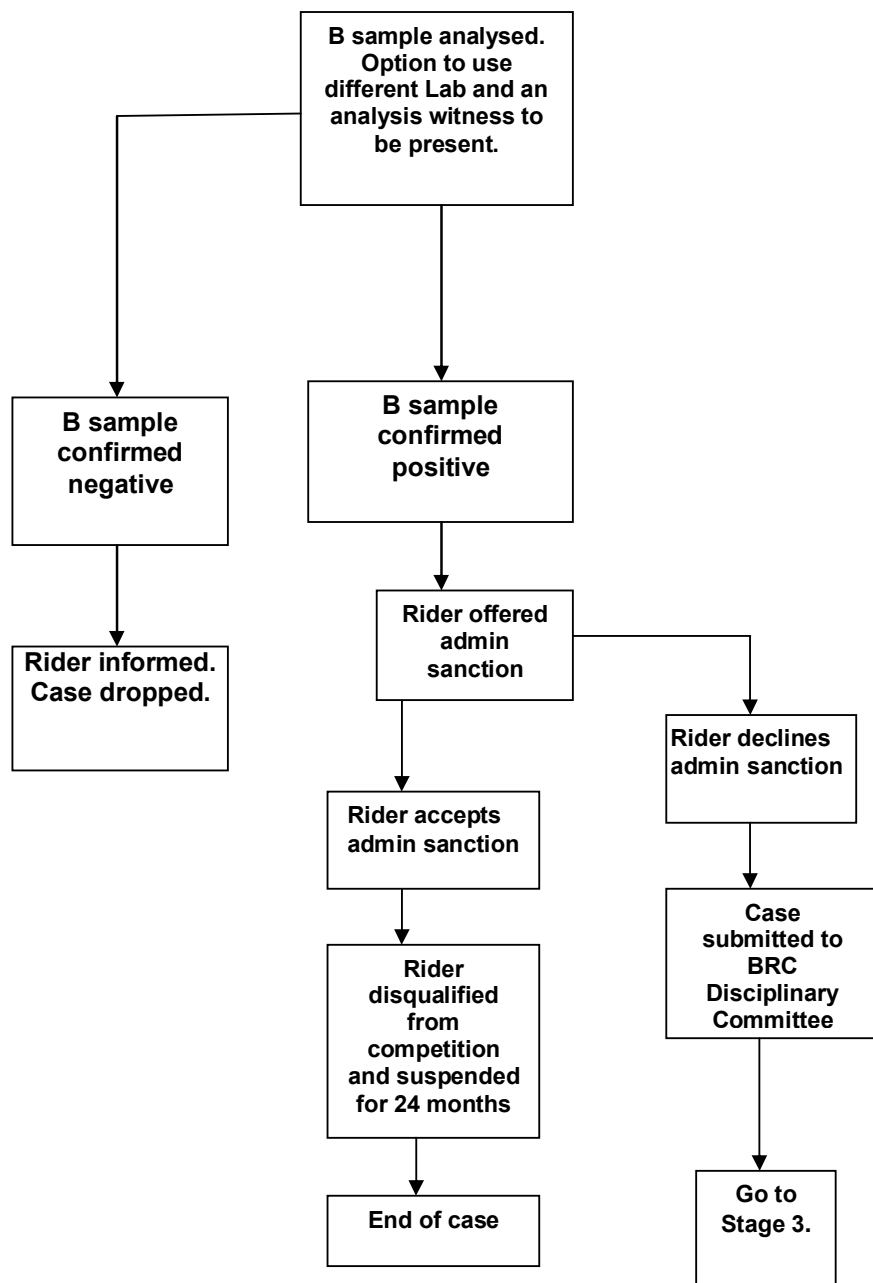
**Example above:** If the first date in your horse's programme is 1 January, then your second injection must fall within the following dates in the next two columns (shown in red). Let's say the second jab was on 22 Jan, which is fine, you must then find that date in the first column again in order to find out when it is permitted to administer the first booster (third injection). In this case it must be given between the two dates shown in green. (If the date of your horse's first jab was on 3 Jan, then the second jab must be given between 24 Jan and 5 April. Third must be given between 23 Jun and 27 Aug).

**Leap years would be ignored for an annual booster, but for the two primary injections and first booster injections, the days must be counted and therefore a leap year would interfere with the correct number of days between injections. Please take this into account when using the chart. Relevant leap years: 1996, 2000, 2004, 2008, 2012, 2016.**

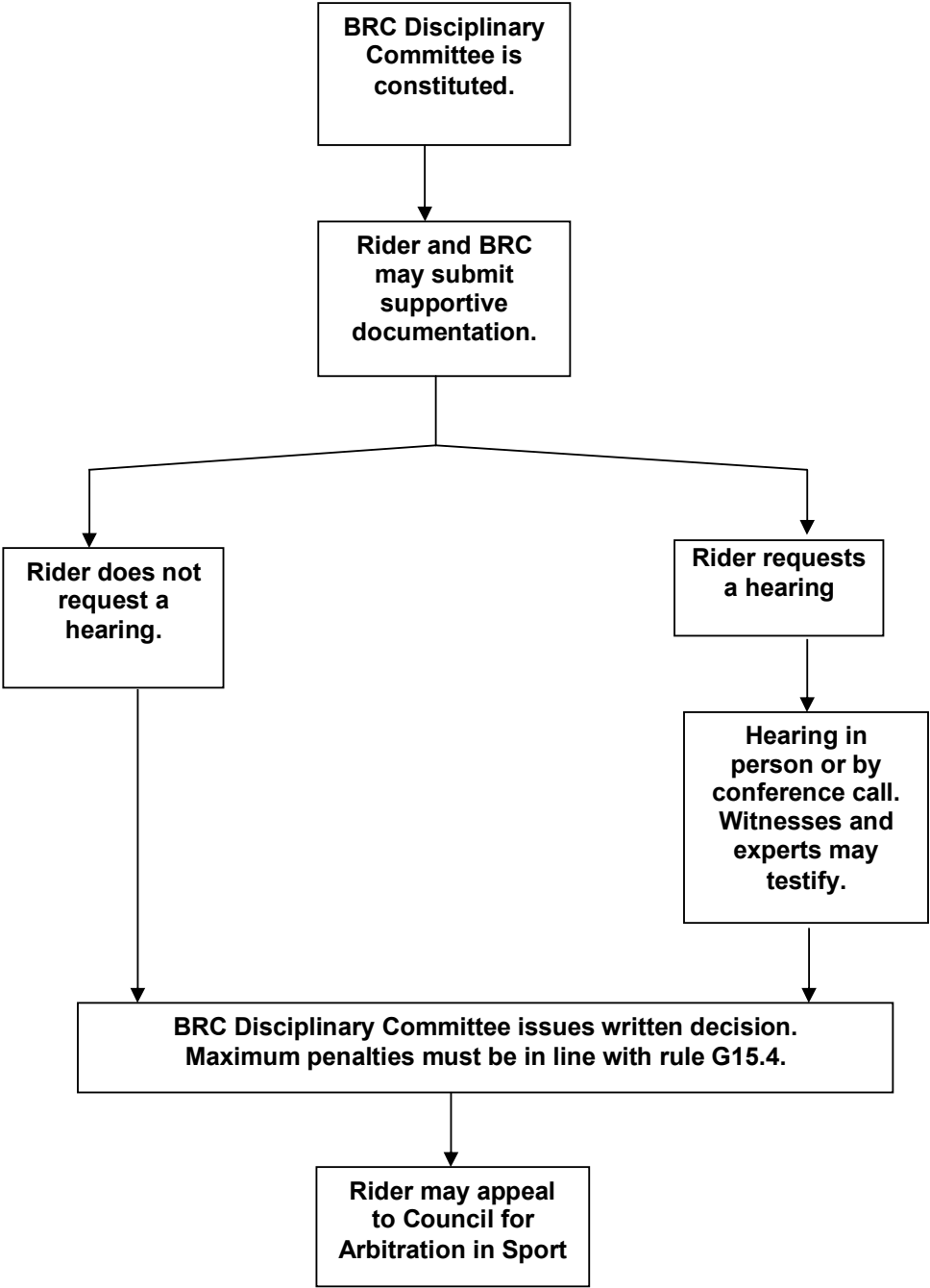
**APPENDIX 25: Drug Testing Procedure Stage 1**



## APPENDIX 25: Drug Testing Procedure Stage 2



**APPENDIX 25: Drug Testing Procedure Stage 3**



## APPENDIX 26: Contacts

**BRC General Enquiries:** 02476 840518

**BRC Website:** [www.britishridingclubs.org.uk](http://www.britishridingclubs.org.uk)

**The BHS Website:** [www.bhs.org.uk](http://www.bhs.org.uk)

**BHS Bookshop:** [www.britishhorse.com](http://www.britishhorse.com)

**Tel:** 02476 840513

**BHS Horse Passport Line:** 02476 840574

**British Dressage:** 02476 698830

**British Eventing:** 02476 698856

**British Showjumping:** 02476 698800

**British Endurance:** 02476 697929

**British Equestrian Federation:** 02476 698871

**Pony Club:** 02476 698300

**RDA:** 0845 658 1082

**BHS Safeguarding:** 02476 840746

**SEIB:** [www.seib.co.uk](http://www.seib.co.uk)

**Tel:** 01708 850000

**British Riding Clubs, The British Horse Society**

**Abbey Park, Stareton, Kenilworth, Warwickshire CV8 2XZ**