

BEHR

OIL-BASED

Product & Color Guide

WOOD FINISHING PRODUCTS



FIND THE RIGHT PRODUCT AND COLOR
FOR YOUR NEXT PROJECT

PREP, STAIN & PROTECT



Pre-Stain Wood Conditioner

- Prepares Wood Surfaces for Oil-Based Staining
- Helps Promote Even Staining
- Seals Soft Wood for a Uniform Color

Helps Prevent Streaks & Blotches

Wood rarely absorbs stain evenly. To minimize this difference and to reduce the blotchiness that can occur when staining, brush on a coat of BEHR Oil-Based Pre-Stain Wood Conditioner after removing the sanding dust, but before you apply your stain.

Three Easy Steps to a Beautiful Finish

1 Prep

Pre-Stain Wood Conditioner properly prepares interior bare or stripped wood surfaces for staining.




2 Stain

Wood Stains create vibrant colors that enhance the natural beauty of wood.



3 Protect

Clear Finishes provide a hard, durable topcoat that resists abrasion, marring & scratching on interior and exterior surfaces.



CLEAR FINISHES

Fast-Drying Polyurethane

- Durable Clear Protective Finish
- Recoat in 2 Hours
- Resists Stains & Scratches
- For Interior Wood Surfaces



Spar Urethane

- Durable Clear Protective Finish
- Fortified with UV Inhibitors
- For Exterior & Interior Wood Surfaces



Choose the Right Sheen

When choosing a sheen, consider all aspects of the project: look, function, and durability.



*Matte finish not available in Spar Urethane.

WOOD STAIN



- For Horizontal & Vertical Surfaces
- Reduces Drips & Runs
- One-Coat Coverage



Sideboard: Red Mahogany B3508,
Semi-Gloss Clear Polyurethane

POPULAR PRE - MIXED COLORS




Red Mahogany
B3508



Golden Oak
B3510



Ebony
B3506




Provincial
B3526



English Chestnut
B3520



Early American
B3516



Jacobean
B3504



Special Walnut
B3514



Gunstock
B3530



Golden Pecan
B3522



Espresso
B3518



Classic Gray
B3512



Red Oak
B3528



Natural
B3524



Dark Walnut
B3502

Colors shown on this printed piece may vary slightly from actual product due to aging, lighting, and printing process. Color samples simulate stain colors on Oak.

CUSTOM COLORS FOR ADVANCED FORMULA WOOD STAIN

CLASSIC COLORS



Amaretto
TIS-001



Documentary
TIS-002




Vintage Maroon
TIS-003



Claret Ash
TIS-004



Tamarind
TIS-005



Curly Maple
TIS-006



Cinnamon Stick
TIS-007



Bird House Brown
TIS-008



Caramel Nougat
TIS-009



Mocha Coffee
TIS-010



Canary Wood
TIS-011



Explorer
TIS-012



Black Currant
TIS-013




Staircase
TIS-014



Tree Rings
TIS-015

CONTEMPORARY COLORS




Kona Blend
TIS-016



Vintage Walnut
TIS-017



Seaworthy
TIS-018



Bold Coffee
TIS-019



Clove
TIS-020



Embossed Wood Gray
TIS-021



Cortado
TIS-022



Cypress Noir
TIS-023



Authentic Ash
TIS-024



Moonlight Shadow
TIS-025



Early Winter
TIS-026



Chapel Oak
TIS-027



Navy Ballad
TIS-028



Hilltop View
TIS-029



Low Stream
TIS-030

ACCENT COLORS




Hibiscus
TIS-031



Flower Market
TIS-032



Cameo Apples
TIS-033



Moroccan Bazaar Spice
TIS-034



Lemon Tree
TIS-035



Ginger Gold
TIS-036



National Park
TIS-037



Alpine Meadows
TIS-038



Pineapple Green Tea
TIS-039



Lime Grass
TIS-040



Aqua Succulent
TIS-041



Unsweetened Tea
TIS-042



North Sea
TIS-043



Fishing Village
TIS-044



Blue Spruce
TIS-045

CASUAL COLORS



Tulipwood
TIS-046



Cantaloupe
TIS-047



Pink Ivory
TIS-048



Dusty Terrarium
TIS-049



White Cedar
TIS-050



Classic Milk Tea
TIS-051



Rolling Fog
TIS-052



New England Breeze
TIS-053



Wintry Drift
TIS-054



Countryside
TIS-055



Bleached Meadow
TIS-056



White Ash
TIS-057



Hampton Cottage
TIS-058



Lacewood
TIS-059



Peaceful Sanctuary
TIS-060

Choose the right products for your project



Project Checklist

Don't forget these items



- | | | | |
|--------------------------|--------------------------|--------------------------|-------------------|
| <input type="checkbox"/> | Pre-Stain Conditioner | <input type="checkbox"/> | Drop Cloth |
| <input type="checkbox"/> | Wood Stain | <input type="checkbox"/> | Stir Stick |
| <input type="checkbox"/> | Clear Finish | <input type="checkbox"/> | Protective Gloves |
| <input type="checkbox"/> | Clean Lint-free Cloths | <input type="checkbox"/> | Safety Glasses |
| <input type="checkbox"/> | Brush or Foam Applicator | <input type="checkbox"/> | Mineral Spirits |
| <input type="checkbox"/> | Sandpaper | | |

NEED MORE HELP? WE'VE GOT YOU COVERED.

Scan this image with your phone's camera for an easy project walkthrough, or visit: behr.com/interiorstains



Front Cover - Dining Table: Espresso B3518, Satin Clear Polyurethane - Dining Chairs: English Chestnut B3520, Satin Clear Polyurethane

To consult with a Behr Certified Coatings Professional, call 1-800-854-0133, Ext. 2 (U.S.); or visit us at behr.com



© 2019 Behr Process Corporation
1801 E St Andrew Place
Santa Ana, CA 92705 U.S.A.

Find Us On: behr.com



C-BEHR-INT-OIL-STAIN-PRTD
Item No. 50008552
11/19