

**Excellent**  
**Watersport**

[www.excellentwatersport.nl](http://www.excellentwatersport.nl)



Quality Replacement Parts for

**OMC/Volvo Penta**

# Table of Contents

COBRA SX STERNDRIVE	OMC COBRA STERNDRIVE
<b>Cobra SX Replacement Sterndrives (1994 &amp; Up)</b> Section 1	<b>OMC Cobra Transom Assembly Parts (1986-1993)</b> Section 5
Upper Gear Housing Breakdown (1994 & Up) ..... 6-7	Transom Assembly - Breakdown (1986-1993) ..... 54-55
Lower Gear Housing Breakdown (1994 & Up) ..... 8-9	Shift Cable (1986-1993) ..... 56
Transom Assembly Breakdown (1994 & Up) ..... 10-11	Transom Bellows ..... 57
U-Joint Bellows & Exhaust Bellows - External ..... 12	Transom Service Kit (1986-1993) ..... 57
Gimbal Bearing ..... 12	Drive Installation Kit (1986-1993) ..... 57
Thrust Plates ..... 12	Gimbal Bearing ..... 57
Drive Shaft Housing Universal Joint Assembly ..... 13	
Drive Shaft Housing U-Joints ..... 13	
Drive Shaft Housing Yokes & Socket ..... 13	
Gear Housing Seal Kits ..... 14	
Bearing Carrier Bearings & Oil Seals ..... 14	
Shift Lever Oil Seal ..... 14	
Drive Shaft - Lower ..... 15	
Prop Shaft ..... 15	
Trim Tab ..... 16	
	<b>OMC STRINGER STERNDRIVE</b>
<b>OMC COBRA STERNDRIVE</b>	<b>OMC Stringer Upper Gear Housing Parts (1985 &amp; Older)</b> Section 6
<b>OMC Cobra Replacement Sterndrives (1986-1993)</b> Section 2	Upper Gear Housing - Applications ..... 60
Sterndrive Unit Application ..... 18	Upper Gear Housing - Complete ..... 61
Complete Upper Gear Housing Assembly ..... 19	Upper Gear Housing - Empty ..... 62
Complete Lower Gear Housing Assembly ..... 19	Bearing Retainer - Assembly Kits ..... 63
	Upper Gear Housing - Rebuild Kits ..... 63
<b>OMC Cobra Upper Gear Housing Parts (1986-1993)</b> Section 3	Upper Gear Housing - Seal Kits ..... 64
Upper Gear Housing - Complete (1986-1993) ..... 22	Upper Gear Sets ..... 65
Upper Gear Housing - Empty (1986-1993) ..... 23	Upper Gear Housing - Breakdown (1973-1985) ..... 66-67
Upper Gear Housing - Assembly & Rebuild Kits (1986-1993) .. 24	Upper Gear Housing Components ..... 68-69
Upper Gear Housing - Seal Kits (1986-1993) ..... 25	Drive Shafts ..... 70
Upper Gear Housing Kits - Applications (1986-1993) ..... 25	Steering Components ..... 71
Upper Gear Set Assembly Kits (1986-1993) ..... 26	
Upper Gear Sets (1986-1993) ..... 27	<b>OMC Stringer Lower Gear Housing Parts (1985 &amp; Older)</b> Section 7
Upper Gear Housing - Breakdown (1986-1993) ..... 28-29	Upper & Lower Gear Housing - Applications ..... 74
Gear Housing Components (1986-1993) ..... 30-32	Lower Gear Housing - Complete ..... 75
Gear Housing Drive Shaft (1986-1993) ..... 33	Lower Gear Housing - Empty ..... 76
	Lower Gear Housing - Assembly Kit ..... 77
<b>OMC Cobra Lower Gear Housing Parts (1986-1993)</b> Section 4	Lower Gear Housing - Seal Kits ..... 77
Lower Gear Housing - Complete (1986-1993) ..... 36	Lower Gear Housing - Breakdown (1978-1985) ..... 78-79
Lower Gear Housing - Empty (1986-1993) ..... 37	Lower Gear Sets ..... 80-83
Lower Gear Housing - Assembly Kit ..... 38	Lower Gear Housing Components (1978-1985) ..... 84
Lower Gear Housing - Rebuild Kit ..... 38	Prop Shaft Parts - 4-Cyl. w/ Mechanical Shift (1978-1985) ..... 85
Lower Gear Housing - Seal Kits (1986-1993) ..... 39	Prop Shaft Parts - V6 & V8 w/ Mechanical Shift (1978-1985) .... 85
Lower Gear Housing - Breakdown (1986-1993) ..... 40-41	Lower Gear Housing - 4-Cyl. w/ Mechanical Shift (1978-1985) ..... 86
Lower Gear Housing Gear Sets ..... 42-45	Lower Gear Housing - V6 & V8 w/ Mechanical Shift (1978-1985) ..... 87
Prop Shaft Parts - 4-Cyl. 2.3L (1987-1990), 3.0L (1986-1990) .. 46	Shift Parts ..... 88
Prop Shaft Parts - 4-Cyl. 3.0L (1990), V6 & V8 (1986-1990) ..... 46	Miscellaneous ..... 88
Prop Shaft Parts - ALL (1991-1993) ..... 47	Electric Shift Lower ..... 89
Lower Gear Housing Components ..... 48-49	
Lower Gear Housing Shift Shaft (1986-1993) ..... 50	<b>OMC Stringer Intermediate Housing Parts (1985 &amp; Older)</b> Section 8
Lower Gear Housing Drive Shaft (1986-1993) ..... 51	Intermediate Housing - Breakdown ..... 92-93
	Intermediate Housing - Seal Kit ..... 94
	Tilt Housing - Seal Kit ..... 94
	Tilt Shaft ..... 94
	Ball Gears, Bearings, Seals ..... 95
	Drive Installation Kits ..... 95
	Transom Boot/Seal ..... 96

# Table of Contents

OMC COBRA & STRINGER	OMC & VOLVO ENGINE
<i>OMC Cobra SX, Cobra &amp; Stringer Prop Hardware, Anodes, Tools</i> Section 9	<i>OMC &amp; Volvo Penta Engine Gaskets, Rear Main Oil Seals</i> Section 14
<i>Prop Hardware (Cobra SX, Cobra &amp; Stringer)</i> ..... 98-99	<i>Head Gaskets</i> ..... 139
<i>Anodes</i> ..... 100	<i>Intake Manifold Gaskets</i> ..... 139
<i>Prop Wrench Kits &amp; Prop Wrenches</i> ..... 101	<i>Valve Cover Gaskets</i> ..... 139
<i>Marine Service Tools</i> ..... 101-102	<i>Lifter Side Cover Gaskets</i> ..... 140
<b>OMC &amp; VOLVO COOLING</b>	<i>Oil Pan Gaskets</i> ..... 140
<i>OMC &amp; Volvo Penta Cooling System</i> Section 10	<i>Timing Chain Cover Gasket Kits</i> ..... 140
<i>Sea Water Pumps - Cobra SX (1994 &amp; Up)</i> ..... 104	<i>Timing Chain Cover Gaskets</i> ..... 141
<i>Sea Water Pumps - Cobra (1986-1993)</i> ..... 104	<i>Crank Shaft Oil Seals</i> ..... 141
<i>Sea Water Pumps - Stringer (1985 &amp; Below)</i> ..... 105	<i>Distributor Gaskets</i> ..... 141
<i>Sea Water Pumps - AQ</i> ..... 106	<i>Engine Gasket Kits</i> ..... 142
<i>Sea Water Pump Drives</i> ..... 106	<b>VOLVO STERNDRIVE</b>
<i>Recirculating Water Pumps</i> ..... 107	<i>Volvo Penta AQ (Up to 1993) Sterndrives &amp; Transom Assemblies</i> Section 15
<i>Recirculating Water Pump Gaskets</i> ..... 107	<i>Upper Gear Housing Breakdown</i> ..... 144-145
<i>Thermostats &amp; Thermostat Kits</i> ..... 108-109	<i>Lower Gear Housing Breakdown</i> ..... 146-147
<i>Thermostat Gaskets &amp; Housings</i> ..... 110	<i>Intermediate Housing Breakdown</i> ..... 148-149
<b>OMC &amp; VOLVO ENGINE</b>	<i>Transom Assembly Breakdowns</i> ..... 150-151
<i>OMC &amp; Volvo Penta Internal Exhaust Hose, Exhaust Gaskets</i> Section 11	<i>Gear Housing Seal Kits</i> ..... 152
<i>Exhaust Manifold Gasket Kits</i> ..... 112	<i>Intermediate Housing Parts</i> ..... 153
<i>Exhaust Manifold-to-Engine Gaskets</i> ..... 113	<i>Tilt Bushings</i> ..... 153
<i>Exhaust Manifold-to-Riser Gaskets</i> ..... 114	<i>U-Joints &amp; Bellows</i> ..... 154
<i>Exhaust Manifold End Cap Gaskets</i> ..... 114	<i>Exhaust Bellows - External</i> ..... 154
<i>Internal Exhaust Hose</i> ..... 115	<i>Drive Cover</i> ..... 154
<i>Exhaust Flappers for Exhaust Tips</i> ..... 115	<i>Transom Assembly Parts</i> ..... 154
<i>OMC &amp; Volvo Penta Fuel Pumps, Filters &amp; Carburetor Parts</i> Section 12	<i>Volvo Penta Aluminum Anodes, Prop Hardware, Size Charts &amp; Quick Reference</i> Section 16
<i>Water/Fuel Separator Brackets</i> ..... 119	<i>Aluminum Anode Kits</i> ..... 156
<i>Water/Fuel Separator Filters</i> ..... 119	<i>Aluminum Anodes</i> ..... 157
<i>Water/Fuel Separator Kits</i> ..... 120	<i>Prop Service Kits &amp; Thrust Rings - Volvo Penta AQ</i> ..... 158
<i>Fuel Filters</i> ..... 121	<i>Oil Seal Shaft &amp; Bore Size Chart</i> ..... 159
<i>Carburetor Kits (Rochester &amp; Holley)</i> ..... 122	<i>Oil Seal Applications</i> ..... 160
<i>Carburetor Kits (Volvo &amp; Carter)</i> ..... 123	<i>O-ring Size Chart</i> ..... 161
<i>Brass Floats, Needle &amp; Seat</i> ..... 123	<b>QUICK REFERENCE GUIDES</b>
<i>Carburetor Kits Application</i> ..... 124	<i>Quick Reference - Engine Side</i> ..... 162-169
<i>Carburetor Mounting Gaskets</i> ..... 125	<i>Quick Reference - Drive Side</i> ..... 170-172
<i>Fuel Pump &amp; Fuel Pump Gaskets</i> ..... 125	
<i>OMC &amp; Volvo Penta Ignition &amp; Electrical</i> Section 13	
<i>Ignition - Prestolite &amp; Delco Complete Tune-Up Kits</i> ..... 128	
<i>Ignition - Prestolite &amp; Delco Tune-Up Kits</i> ..... 128	
<i>Ignition - Delco, Ford, Prestolite Cap &amp; Rotor Kits</i> ..... 128	
<i>Ignition Components - Distributor Caps</i> ..... 129	
<i>Ignition Components - Rotors, Condensers &amp; Points</i> ..... 130-131	
<i>Volvo 4-Cyl. &amp; L6-Cyl. Ignition Components Application</i> ..... 131	
<i>Ignition Coils, Pick-Up Coil Sensors &amp; Oil Filled Coils</i> ..... 132	
<i>Ignition Components Application</i> ..... 133-134	
<i>Electronic Ignition Distributor Parts Application</i> ..... 134	
<i>Voltage Regulators, Power Trim Relays &amp; Solenoid</i> ..... 135	
<i>Voltage Regulators &amp; Solenoid Application</i> ..... 135	

# Section 1

---

## Cobra SX Drive Sterndrives & Transom Assemblies 1994 & Up

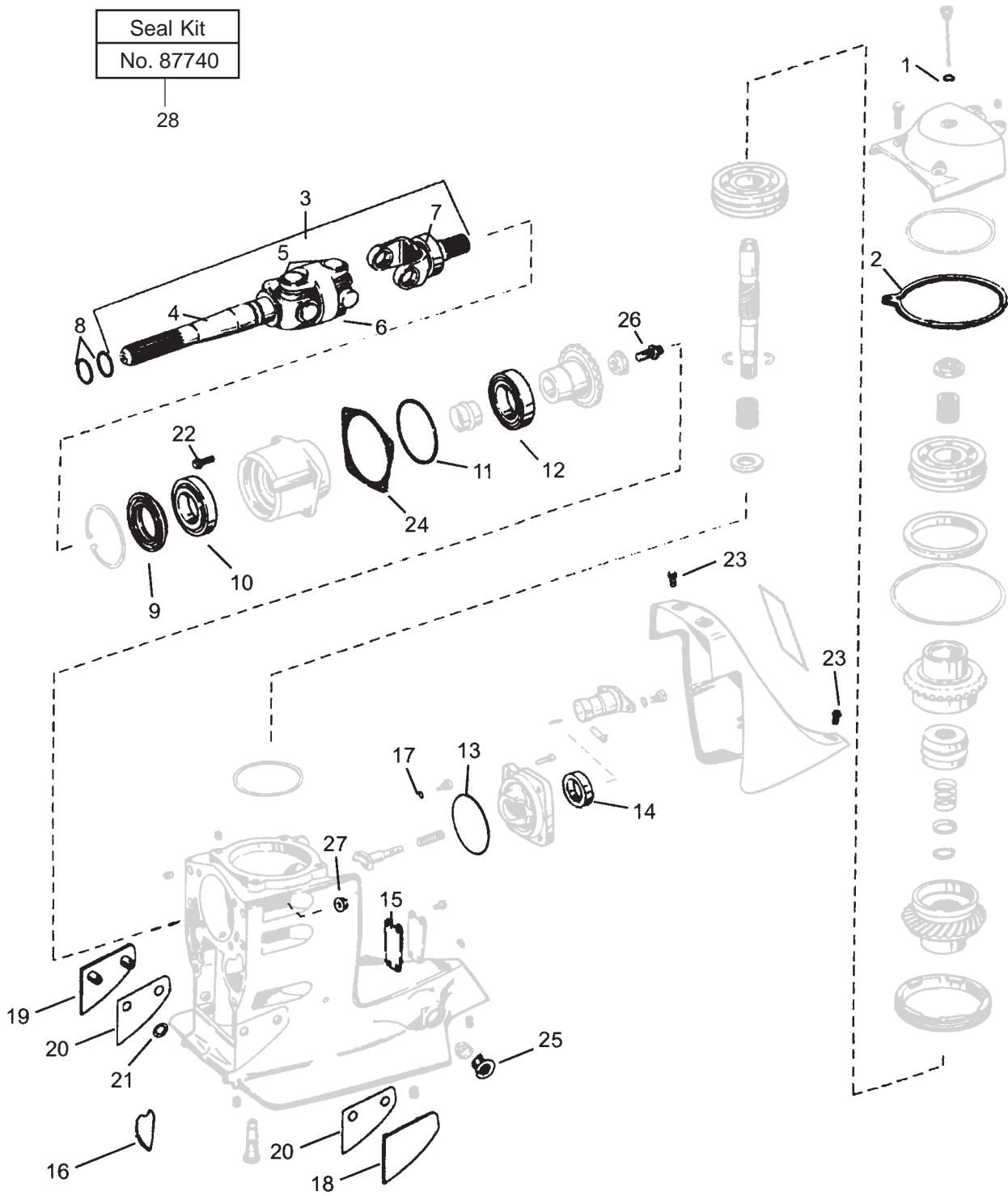
<i>Upper Gear Housing Breakdown (1994 &amp; Up)</i> .....	6-7
<i>Lower Gear Housing Breakdown (1994 &amp; Up)</i> .....	8-9
<i>Transom Assembly Breakdown (1994 &amp; Up)</i> .....	10-11
<i>U-Joint Bellows</i> .....	12
<i>Exhaust Bellows - External</i> .....	12
<i>Gimbal Bearing</i> .....	12
<i>Thrust Plates</i> .....	12
<i>Drive Shaft Housing Universal Joint Assembly</i> .....	13
<i>Drive Shaft Housing U-Joints</i> .....	13
<i>Drive Shaft Housing Yokes &amp; Socket</i> .....	13
<i>Gear Housing Seal Kits</i> .....	14
<i>Bearing Carrier Bearings &amp; Oil Seals</i> .....	14
<i>Shift Lever Oil Seal</i> .....	14
<i>Drive Shaft - Lower</i> .....	15
<i>Prop Shaft</i> .....	15
<i>Trim Tab</i> .....	16

# Cobra SX

## UPPER GEAR HOUSING COMPONENTS (1994 & Up)

Seal Kit
No. 87740

28





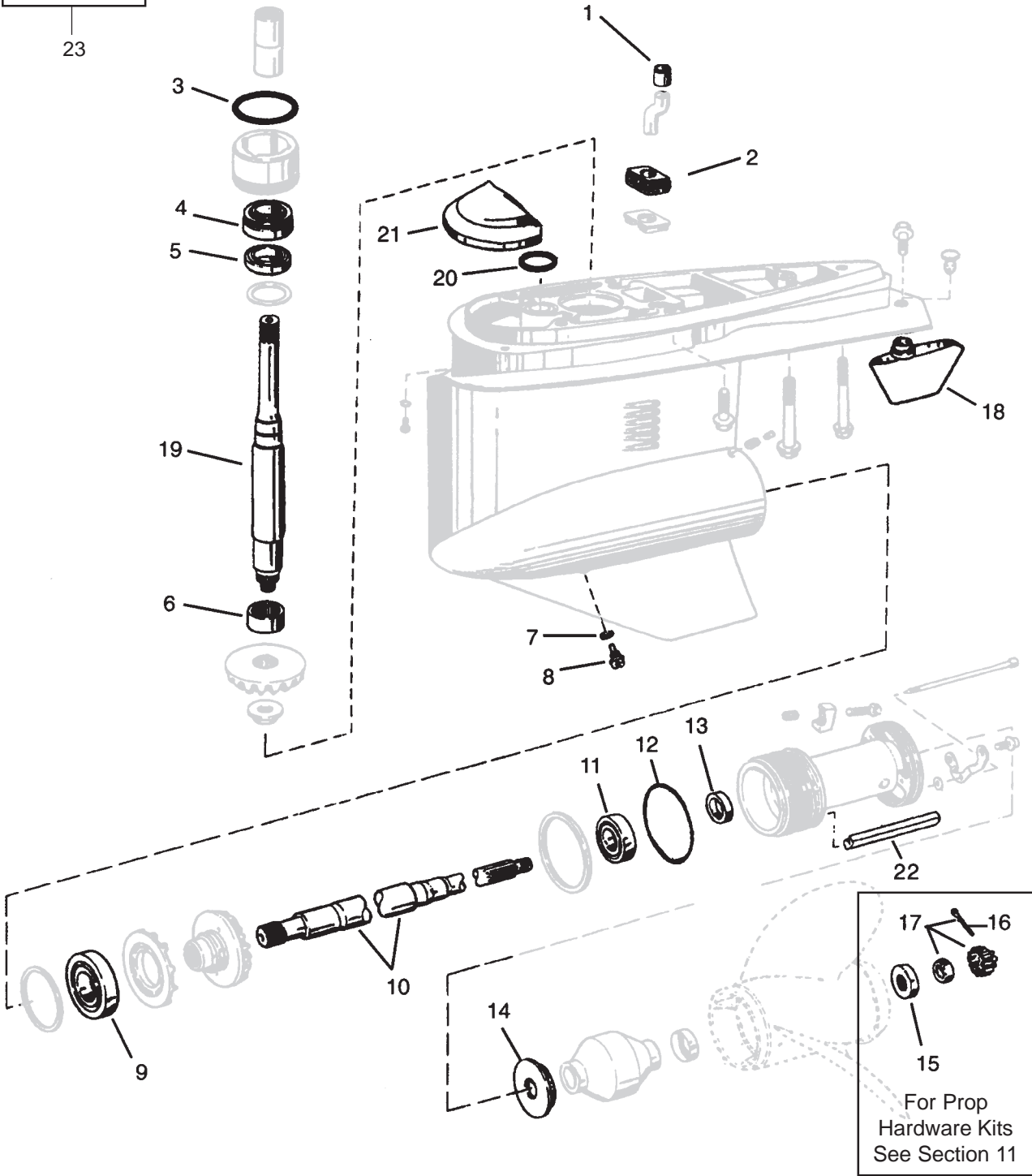


# Cobra SX

## LOWER GEAR HOUSING COMPONENTS (1994 & Up)

Seal Kit  
No. 87750

23





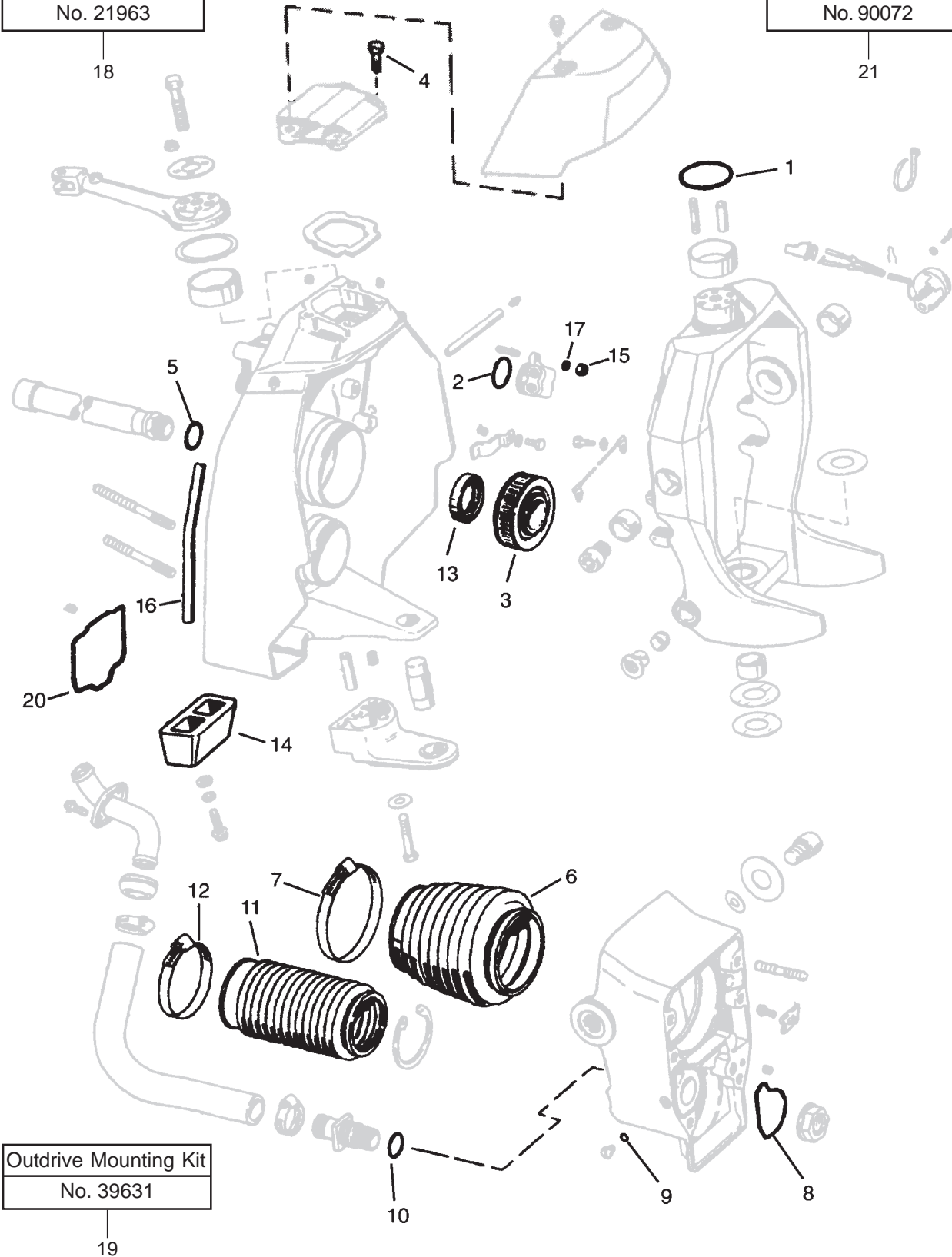


# Cobra SX

## TRANSOM ASSEMBLY (1994 & Up)

Transom Service Kit  
No. 21963

Trailer Clips  
No. 90072



Outdrive Mounting Kit  
No. 39631



# Cobra SX

## No. 21963

OEM: N/A

Kit contents:

EWS	OEM	ITEM
89200	3854127	U-Joint Bellow
89190	3850426	Exhaust Bellow
01090	3852604	Hose Clamp
01070	3852603	Hose Clamp
21906	3853807	Gimbal Bearing
39631	N/A	Outdrive Mounting Kit



Cobra SX (1994 & Up)

## No. 21906

GIMBAL BEARING  
OEM: 3853807

EWS Built  
in U.S.A.

**Maintenance Free!**



Cobra SX (1994 & Up)

## No. 89200

U-JOINT BELLOW  
OEM: 3854127



Cobra SX (1994 & Up)

## No. 39631

OUTDRIVE MOUNTING KIT  
OEM: N/A

Kit contents:

EWS	OEM	ITEM
86300	3852560	Seal
81180(2)	911851	O-ring



For All "Clone Clutch"  
Cobra SX (1994 & Up)

## No. 89190

EXHAUST BELLOW  
OEM: 3850426



Cobra SX (1994 & Up)

## No. 12661

THRUST PLATE - PORT  
OEM: 3852561



Cobra SX (1994 & Up)

## No. 23360

SHIM  
OEM: 3852563



Cobra SX (1994 & Up)

## No. 86690

TRANSOM MOUNT SEAL  
OEM: 3852550



Cobra SX (1994 & Up)

## No. 90072

TRAILER CLIPS  
OEM: 3847547



Cobra SX (1994 & Up)

## No. 12662

THRUST PLATE - STBD  
OEM: 3852562



Cobra SX (1994 & Up)

## No. 21773

RETAINER RING  
OEM: 910953



Cobra SX (1994 & Up)

# Cobra SX

## DRIVE SHAFT HOUSING UNIVERSAL JOINT ASSEMBLY

### No. 28318

U-JOINT ASSY  
OEM: 3852384, 3860842

100% Hot Forged

Internal  
Lock  
Ring



Cobra SX (1994 & Up)



Includes:  
No. 22299  
SCREW  
OEM: 3852309

### No. 28328

U-JOINT ASSY  
OEM: 3860842

100% Hot Forged

External  
Lock  
Ring



Cobra SX (1994 & Up)



Includes:  
No. 22299  
SCREW  
OEM: 3852309

## DRIVE SHAFT HOUSING U-JOINTS

### No. 28030

U-JOINT  
OEM: 3850812

Heavy Duty

Internal  
Lock  
Ring



Cobra SX (1994 & Up)

### No. 28040

U-JOINT  
OEM: 3860232

External  
Lock  
Ring



Cobra SX (1994 & Up)

## DRIVE SHAFT HOUSING YOKES & SOCKET

### No. 28315

YOKE (LONG)  
OEM: 912212



Internal  
Lock  
Ring

### No. 28100

SOCKET  
OEM: 912213

Internal  
Lock  
Ring



### No. 28317

YOKE  
OEM: 3850814

Internal  
Lock  
Ring



### No. 81180

O-RING - DRIVE SHAFT YOKE  
OEM: 3852565



### No. 28316

YOKE (LONG)  
OEM: N/A



External  
Lock  
Ring

### No. 28110

SOCKET  
OEM: N/A

External  
Lock  
Ring



### No. 28323

YOKE  
OEM: N/A

External  
Lock  
Ring



### No. 22299

SCREW  
OEM: 3852309

Included in  
No. 28318  
No. 28328  
No. 28317





# Cobra SX

## LOWER GEAR HOUSING - DRIVE SHAFT (VERTICAL)

**No. 21512**  
TAPERED ROLLER BEARING-UPPER  
OEM: 3854250



**No. 21581**  
TAPERED ROLLER BEARING-LOWER  
OEM: 3854249



**No. 83340**  
O-RING  
OEM: 3852866



**No. 11170**  
DRIVE SHAFT  
OEM: 3851342



**No. 21611**  
PINION BEARING  
OEM: 3853934

Cobra SX (1994 & Up)

## LOWER GEARCASE - PROP SHAFT

**No. 85900**  
OIL SEAL - PROP SHAFT  
OEM: 3858303



**No. 82420**  
O-RING  
OEM: 3852865

**No. 21581**  
TAPERED ROLLER BEARING - REAR  
OEM: 3854249



**No. 11154**  
PROP SHAFT  
OEM: 3857675



**No. 21586**  
TAPERED ROLLER BEARING - FRONT  
OEM: 3850942



Cobra SX (1994 & Up)



# Cobra SX

## LOWER GEAR HOUSING

**No. 86482**

GROMMET - WATER TUBE UPPER  
OEM: 3852315



**No. 86653**

SEAL - WATER TUBE LOWER  
OEM: 3854595



**No. 83240**

O-RING - GEAR OIL PASSAGE  
OEM: 3852959



**No. 23111**

TRIM TAB  
OEM: 3854402



**No. 21885**

SCREEN (2)  
OEM: 337778



**No. 22363**

SCREW (2)  
OEM: 337061



**No. 21731**

SCREW SET  
OEM: 318544



**No. 31171**

GASKET  
OEM: 311598



# Section 2

---

## **OMC Cobra Replacement Sterndrives 1986-1993**

<i>Sterndrive Unit Application .....</i>	<i>18</i>
<i>Complete Upper Gear Housing Assembly .....</i>	<i>19</i>
<i>Complete Lower Gear Housing Assembly .....</i>	<i>19</i>

# Cobra

## STERNDRIVE UNIT APPLICATION (1986-1993)

Year	Model	Ratio	Upper Housing	Upper Complete	Lower Housing	Lower Complete
1987-1989	2.3L	21:21	29900	N/A	N/A	N/A
1986	2.5L	21:18	29900	29920	N/A	N/A
1986-1989	3.0L	21:18	29900	29920	N/A	N/A
1989	3.0L	21:18	29900	29920	N/A	N/A
1989	3.0L High Alt	21:19	29900	29940	N/A	N/A
1990-1993	3.0L All	21:21	29900	N/A	28800	28820
1986-1987	4.3L All	21:19	29900	29940	28800	28820
1988-1993	4.3L	21:19	29900	29940	28800	28820
1988-1993	4.3L High Alt	21:21	29900	N/A	28800	28820
1986-1988	5.0L	21:17	29900	29930	28800	28820
1988	5.0L High Alt	21:18	29900	29920	28800	28820
1989-1993	5.0L	21:18	29900	29920	28800	28820
1989-1993	5.0L High Alt	21:19	29900	29940	28800	28820
1986-1988	5.7L	21:16	29900	29910	28800	28820
1986-1988	5.7L High Alt	21:18	29900	29920	28800	28820
1989-1992	5.7L	21:16	29900	29910	28800	28820
1989-1992	5.7L High Alt	21:17	29900	29930	28800	28820
1988	350 King	21:16	29900	29910	28800	28820
1988	350 King High Alt	21:18	29900	29920	28800	28820
1989	5.8L	21:16	29900	29910	28800	28820
1989	5.8L High Alt	21:17	29900	29930	28800	28820
1990	5.8L	21:18	29900	29920	28800	28820
1990	5.8L High Alt	21:16	29900	29910	28800	28820
1991-1993	5.8L	21:16	29900	29910	28800	28820
1991-1993	5.8L High Alt	21:17	29900	29930	28800	28820
1993	5.8L EFI	21:17	29900	29930	28800	28820
1987-1989	7.5L 460 King	21:17	29900	29930	N/A	N/A
1987-1989	460 King High Alt	21:18	29900	29920	N/A	N/A

# Cobra

## COMPLETE UPPER GEAR HOUSING ASSEMBLY (1986-1993)

### No. 29910

OEM: 986381  
Ratio: 21:16

### No. 29920

OEM: 986382  
Ratio: 21:18

### No. 29930

OEM: 986844  
Ratio: 21:17

### No. 29940

OEM: 986380  
Ratio: 21:19

**100% New**  
with Water Pump



*For more info, see Section 3*

## COMPLETE LOWER GEAR HOUSING ASSEMBLY

### No. 28820

OEM: 987800

1986-1993 V6 & V8  
1990-1993 4-Cylinder 3.0L

**100% New**  
with Heavy Duty Gears



*For more info, see Section 4*



# Section 3

---

## OMC Cobra Upper Gear Housing Parts 1986-1993

<i>Upper Gear Housing - Complete (1986-1993)</i> .....	22
<i>Upper Gear Housing - Empty (1986-1993)</i> .....	23
<i>Upper Gear Housing - Assembly &amp; Rebuild Kits (1986-1993)</i> .....	24
<i>Upper Gear Housing - Seal Kits (1986-1993)</i> .....	25
<i>Upper Gear Housing Kits - Applications (1986-1993)</i> .....	25
<i>Upper Gear Set Assembly Kits (1986-1993)</i> .....	26
<i>Upper Gear Sets (1986-1993)</i> .....	27
<i>Upper Gear Housing - Breakdown (1986-1993)</i> .....	28-29
<i>Gear Housing Components (1986-1993)</i> .....	30-32
<i>Gear Housing Drive Shaft (1986-1993)</i> .....	33



# Cobra

## UPPER GEAR HOUSING COMPLETE (1986-1993)

**100% New**  
with water pump



Engine	Teeth on Original Gears	EWS No.	OEM No.
4-Cylinder, 2.3L (1987-1989)	21T/21T	-	987064
4-Cylinder, 2.5L (1986)	21T/18T	<b>29920</b>	983826
4-Cylinder, 3.0L (1986-1989)	21T/18T	<b>29920</b>	983826
4-Cylinder, 3.0L (1990-1993)	21T/21T	-	987064
V6, 4.3L, 262 CID	21T/19T	<b>29940</b>	985380
V8 Ford, 5.0L, 302 CID	21T/18T	<b>29920</b>	986382
V8 Chevy, 5.0L, 305 CID	21T/17T	<b>29930</b>	986844
V8 Ford EFI, 5.8L, 351 CID	21T/17T	<b>29930</b>	986844
V8 Chevy, 5.7L, 350 CID	21T/16T	<b>29910</b>	986381
V8 Ford, 5.8L, 351 CID	21T/16T	<b>29910</b>	986381
V8 Ford, 7.5L, 460 CID (1987-1989)	21T/17T	<b>29930</b>	988844

# Cobra

## UPPER GEAR HOUSING

**No. 29900**

OEM: 984518

**1986-1993 OMC Cobra Empty Gear Housing  
Ready for Your Components**

**Don't scrap a boat because of a corroded upper gear housing!  
Replace it with a NEW housing from EWS.**

**Sand Cast from superior A356T5 Aluminum Alloy  
(Original is Die Cast from inferior A380T6)**



The EWS #29900 will fit on all 1986-1993 OMC Cobra stern drives. It will accept the original internal and external OMC components.

# Cobra

## COMPLETE UPPER GEAR HOUSING ASSEMBLY KIT

**No. 29919**

OEM: N/A  
Ratio: 21:16

**No. 29929**

OEM: N/A  
Ratio: 21:18

**No. 29939**

OEM: N/A  
Ratio: 21:17

**No. 29949**

OEM: N/A  
Ratio: 21:19



## UPPER GEAR HOUSING REBUILD KIT (1986-1993)

**No. 29911**

OEM: N/A  
Ratio: 21:16

**No. 29921**

OEM: N/A  
Ratio: 21:18

**No. 29931**

OEM: N/A  
Ratio: 21:17

**No. 29941**

OEM: N/A  
Ratio: 21:19




# Cobra

## UPPER GEAR HOUSING SEAL KIT

**No. 87654**

OEM: 987603



For All Cobra Models  
(1986-1993)

### UPPER GEAR HOUSING KITS APPLICATION CHART (1986-1993)

Engine	Teeth on Original Gears	Upper Assembly Kit	Upper Rebuild Kit	Upper Seal Kit
4-Cylinder, 2.3L (1987-1989)	21T/21T	-	-	<b>87654</b>
4-Cylinder, 2.5L (1986)	21T/18T	<b>29929</b>	<b>29921</b>	<b>87654</b>
4-Cylinder, 3.0L (1986-1989)	21T/18T	<b>29929</b>	<b>29921</b>	<b>87654</b>
4-Cylinder, 3.0L (1990-1993)	21T/21T	-	-	<b>87654</b>
V6, 4.3L, 262 CID	21T/19T	<b>29949</b>	<b>29941</b>	<b>87654</b>
V8 Ford, 5.0L, 302 CID	21T/18T	<b>29929</b>	<b>29921</b>	<b>87654</b>
V8 Chevy, 5.0L, 305 CID	21T/17T	<b>29939</b>	<b>29931</b>	<b>87654</b>
V8 Ford EFI, 5.8L, 351 CID	21T/17T	<b>29939</b>	<b>29931</b>	<b>87654</b>
V8 Chevy, 5.7L, 350 CID	21T/16T	<b>29919</b>	<b>29911</b>	<b>87654</b>
V8 Ford, 5.8L, 351 CID	21T/16T	<b>29919</b>	<b>29911</b>	<b>87654</b>
V8 Ford, 7.5L, 460 CID (1987-1989)	21T/17T	<b>29939</b>	<b>29931</b>	<b>87654</b>



# Cobra

## UPPER GEAR SET ASSEMBLY KITS (1986-1993)

### No. 22522

OEM: 983917

#### Ratio 21:16

5.7L 350 Chevy V8  
5.8L 351 Ford V8

### No. 22532

OEM: 983919

#### Ratio 21:17

5.0L 305 Chevy V8  
5.8L 351 Ford V8 EFI  
7.5L 460 Ford V8



### No. 22562

OEM: 983918

#### Ratio 21:18

4-Cylinder 1986 2.5L  
4-Cylinder 1986-1989 3.0L  
5.0L 302 Ford V8

### No. 22542

OEM: 984013

#### Ratio 21:19

4.3L 262 Chevy V6



# Cobra

## UPPER GEAR SETS (1986-1993)

### No. 22520

OEM: 983825  
Ratio 21:16

5.7L 350 Chevy V8  
5.8L 351 Ford V8

#### Comes With:

EWS	OEM	Item
21540	983891	Bearing
21541	983892	Bearing
21542	983877	Bearing
21543	983878	Bearing



### No. 22560

OEM: 983826  
Ratio 21:18

4-Cylinder 1986 2.5L  
4-Cylinder 1986-1989 3.0L  
5.0L 302 Ford V8

#### Comes With:

EWS	OEM	Item
21540	983891	Bearing
21541	983892	Bearing
21542	983877	Bearing
21543	983878	Bearing



### No. 22540

OEM: 984012  
Ratio 21:19

4.3L 262 Chevy V6

#### Comes With:

EWS	OEM	Item
21540	983891	Bearing
21541	983892	Bearing
21542	983877	Bearing
21543	983878	Bearing



### No. 22544

OEM: 983835  
Ratio 21:17

5.0L 305 Chevy V8  
5.8L 351 Ford V8 EFI  
7.5L 460 Ford V8

#### Comes With:

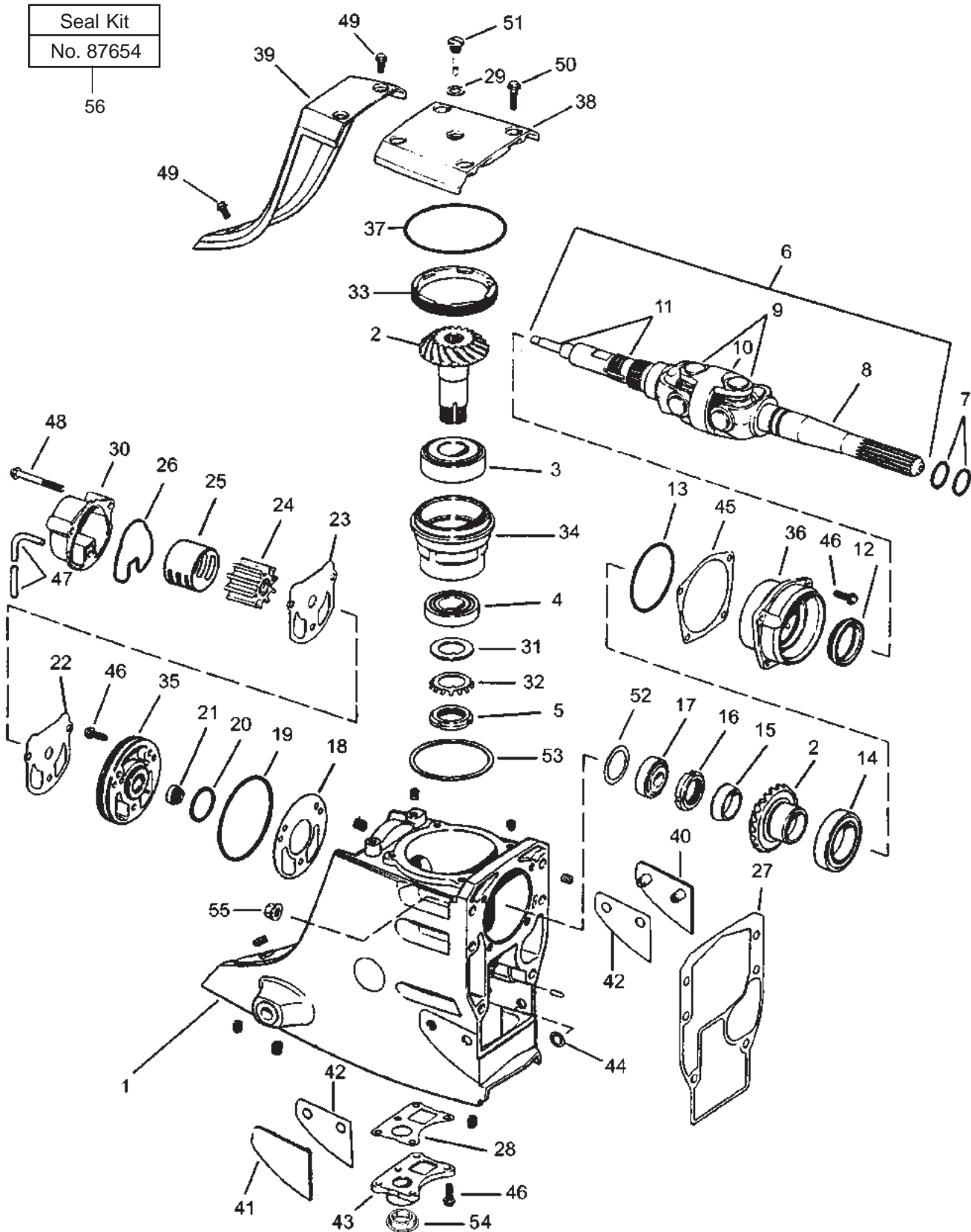
EWS	OEM	Item
21540	983891	Bearing
21541	983892	Bearing
21542	983877	Bearing
21543	983878	Bearing





# Cobra

## UPPER GEAR HOUSING COMPONENTS (1986-1993)



# Cobra

## UPPER GEAR HOUSING COMPONENTS (1986-1993)

EWS No.	Ref No.	OEM No.	Description	EWS No.	Ref No.	OEM No.	Description
29900	1	984518	Upper Gearcase Assembly	22384	46	3852454	Screw
22520	2	983825	Gear Set (21:16 Ratio)	47010	47	912614	Vent Hose
22560	2	983826	Gear Set (21:18 Ratio)	22385	48	912238	Screw
22540	2	984012	Gear Set (21:19 Ratio)	22386	49	3852568	Screw
22544	2	983835	Gear Set (21:17 Ratio)	22387	50	123018	Screw
21540	3	983891	Bearing	21732	51	914488	Dipstick
21541	4	983892	Bearing	23371	52	911662	Shim 0.003"
28460	5	911753	Pinion Nut	23372	52	911663	Shim 0.005"
28325	6	98388	U-Joint & Water Pump Shaft	23373	52	911664	Shim 0.007"
81180	7	3852565	O-ring	23374	52	911665	Shim 0.010"
28315	8	912212	Yoke - Drive Shaft	23375	52	911666	Shim 0.012"
28030	9	915717	Universal Joint	23376	52	911667	Shim 0.015"
28100	10	912213	Socket	23381	53	911668	Shim 0.010"
28320	11	984264	Yoke & Water Pump Shaft	23382	53	-	Shim 0.001"
86530	12	911685	Oil Seal	23383	53	-	Shim 0.003"
82380	13	911686	O-ring	86620	54	911705	Seal
21542	14	983877	Bearing	21170	55	-	Locknut - (use with 28420)
22525	15	912029	Centering Cone	28420	55	-	Washer - (use with 21170)
28470	16	911937	U-Joint Nut	28410	55	-	Locknut - Flanged (no washer needed)
21543	17	983878	Bearing	87654	56	987603	Seal Kit
34771	18	911698	Gasket				
82430	19	911700	O-ring				
81280	20	909316	O-ring				
86610	21	916058	Oil Seal				
34770	22	911702	Gasket				
12760	23	911703	Wear Plate				
89950	24	983895	Impeller				
12391	25	911844	Water Pump Liner				
86630	26	911704	Seal				
34730	27	915840	Gasket				
33910	28	911733	Gasket				
81100	29	303067	O-ring				
12405	30	984744	Pump Housing				
21676	31	911697	Washer				
23202	32	911752	Retainer				
21111	33	911751	Cover Nut				
27800	34	911750	Bearing Carrier				
27900	35	911699	Water Pump Adapter				
27920	36	911683	Bearing Carrier				
82480	37	313175	O-ring				
28404	38	914489	Cover Assembly				
28406	39	983967	Cover Assembly				
12661	40	3852561	Thrust Plate				
12662	41	3582562	Thrust Plate				
23360	42	3852563	Shim				
28408	43	911734	Cover Assembly				
21773	44	910953	Retainer Ring				
23361	45	911678	Shim 0.003"				
23362	45	911679	Shim 0.004"				
23363	45	911680	Shim 0.005"				
23364	45	911681	Shim 0.010"				

# Cobra

## UPPER GEAR HOUSING COMPONENTS (1986-1993)

### No. 21111

NUT - LOWER BEARING CARRIER  
OEM: 911751



### No. 21540

UPPER BEARING  
OEM: 983891



### No. 27800

LOWER BEARING CARRIER  
OEM: 911750



SHIM - LOWER BEARING CARRIER

### No. 23381

SHIM 0.010"  
OEM: 911668

### No. 23382

SHIM 0.001"  
OEM: N/A

### No. 23383

SHIM 0.003"  
OEM: N/A



### No. 21541

LOWER BEARING  
OEM: 983892



### No. 21676

WASHER - DRIVEN GEAR  
OEM: 911697



### No. 23202

RETAINER - DRIVEN GEAR PINION NUT  
OEM: 911752



### No. 28460

PINION NUT - DRIVEN GEAR  
OEM: 911753



# Cobra

## UPPER GEAR HOUSING COMPONENTS (1986-1993)

**No. 23371**

SHIM 0.003"  
OEM: 911662

**No. 23372**

SHIM 0.005"  
OEM: 911663

**No. 23373**

SHIM 0.007"  
OEM: 911664

**No. 23374**

SHIM 0.010"  
OEM: 911665

**No. 23375**

SHIM 0.012"  
OEM: 911666

**No. 23376**

SHIM 0.015"  
OEM: 911667



Rear Shim

**No. 21543**

BEARING  
OEM: 983878



Roller Bearing

**No. 21542**

BEARING  
OEM: 983877



**No. 28470**

U-JOINT NUT -  
DRIVE GEAR  
OEM: 911937



**No. 82380**

O-RING - CARRIER  
OEM: 911686



**No. 22525**

CENTERING CONE -  
DRIVE GEAR  
OEM: 212029



**No. 27920**

FRONT BEARING CARRIER  
OEM: 911683



### SHIMS

BEARING CARRIER

**No. 23361**

SHIM 0.003"  
OEM: 911678

**No. 23362**

SHIM 0.004"  
OEM: 911679

**No. 23363**

SHIM 0.005"  
OEM: 911680

**No. 23364**

SHIM 0.010"  
OEM: 911681

**No. 22384**

SCREW-CARRIER  
OEM: 3852454



**No. 86530**

OIL SEAL - CARRIER  
OEM: 911685



### SHIM KIT

BEARING CARRIER

**No. 23365**

OEM: N/A  
Kit Includes:  
No. 23361  
No. 23362  
No. 23363  
No. 23364



**No. 27900**

WATER PUMP  
ADAPTER  
OEM: 911699



**No. 86610**

OIL SEAL  
OEM: 916058



**No. 81280**

O-RING  
OEM: 909316



**No. 82430**

O-RING  
OEM: 911700



**No. 34771**

GASKET  
OEM: 911698



# Cobra

## UPPER GEAR HOUSING COMPONENTS

### No. 28406

COVER ASSEMBLY  
OEM: 983967

(1986-1993)



### No. 22386

SCREW - COVER  
OEM: 3852568



### No. 28404

TOP COVER ASSEMBLY  
OEM: 914489

(1986-1993)



### No. 22387

SCREW - TOP COVER  
OEM: 123018



### No. 82480

O-RING - TOP COVER  
OEM: 313175



### No. 33910

GASKET  
OEM: 911733



### No. 21732

DIPSTICK - TOP COVER  
OEM: 914488



### No. 28408

WATER POCKET  
COVER ASSEMBLY  
OEM: 911734



### No. 22384

SCREW - COVER  
ASSEMBLY  
OEM: 911734



### No. 81100

O-RING - DIPSTICK  
OEM: 329381

### No. 12661

THRUST PLATE - PORT  
OEM: 3852561



### No. 12662

THRUST PLATE - STBD  
OEM: 3852562



### No. 23360

SHIM  
OEM: 3852563



### No. 21773

RETAINER RING  
OEM: 910953



# Cobra

## UPPER GEAR HOUSING DRIVE SHAFT

### No. 28325

U-JOINT & WATER PUMP SHAFT  
OEM: 983880

100% Hot Forged



000

(1986-1993)

### No. 28315

YOKE  
OEM: 912212

### No. 28030

U-JOINT  
(HEAVY DUTY)  
OEM: 3850812

### No. 28100

SOCKET  
OEM: 912213

### No. 28320

YOKE & WATER PUMP SHAFT  
OEM: 984264

(1986-1993)



### No. 81180

O-RING FOR DRIVE SHAFT YOKE  
OEM: 3852565







# Section 4

## OMC Cobra Lower Gear Housing Parts 1986-1993

<i>Lower Gear Housing - Complete (1986-1993) .....</i>	<i>36</i>
<i>Lower Gear Housing - Empty (1986-1993) .....</i>	<i>37</i>
<i>Lower Gear Housing - Assembly Kit.....</i>	<i>38</i>
<i>Lower Gear Housing - Rebuild Kit .....</i>	<i>38</i>
<i>Lower Gear Housing - Seal Kits (1986-1993) .....</i>	<i>39</i>
<i>Lower Gear Housing - Breakdown (1986-1993) .....</i>	<i>40-41</i>
<i>Lower Gear Housing Gear Sets .....</i>	<i>42-45</i>
<i>Prop Shaft Parts - 4-Cyl. 2.3L (1987-1990), 3.0L (1986-1990) ...</i>	<i>46</i>
<i>Prop Shaft Parts - 4-Cyl. 3.0L (1990), V6 &amp; V8 (1986-1990) .....</i>	<i>46</i>
<i>Prop Shaft Parts - ALL (1991-1993) .....</i>	<i>47</i>
<i>Lower Gear Housing Components .....</i>	<i>48-49</i>
<i>Lower Gear Housing Shift Shaft (1986-1993) .....</i>	<i>50</i>
<i>Lower Gear Housing Drive Shaft (1986-1993) .....</i>	<i>51</i>



# Cobra

## COMPLETE LOWER GEAR HOUSING ASSEMBLY (1986-1993)

***Strongest Lower Gear Housing Assemblies in the Marine Industry for 1986-1993 OMC Cobra Sterndrives***

### No. 28820

OEM: 987800  
Large Gear Housing  
Ratio: 12:22



All EWS #28820 replacement lower gear housings for the OMC Cobra sterndrives have the new heavy duty #22666 gear sets. These durable gears are capable of operating with up to 300 horsepower. They also have the large 1-1/4 inch diameter prop shafts with a reverse thrust washer installed between the shaft and reverse gear.

### No. 28910

OEM: 986669  
Small Gear Housing  
Ratio: 13:26



All EWS #28910 replacement lower gear housing is an economical replacement for 4-Cylinder Cobra sterndrives. It is an exact replacement for your old gear housing. Upgrades include the new style bearing carrier and Mercruiser press-in style pinion bearing.

Model	Year	Lower Complete
2.3L 4-Cyl. Ford	1987-90	<b>28910</b>
3.0L 4-Cyl. Chevy	1986-89	<b>28910</b>
3.0L 4-Cyl. Chevy	1990-93	<b>28820</b>
4.3L V6	1986-93	<b>28820</b>
5.0 L Chevy/Ford	1986-93	<b>28820</b>
5.7L Chevy	1986-93	<b>28820</b>
5.8L Chevy	1989-93	<b>28820</b>

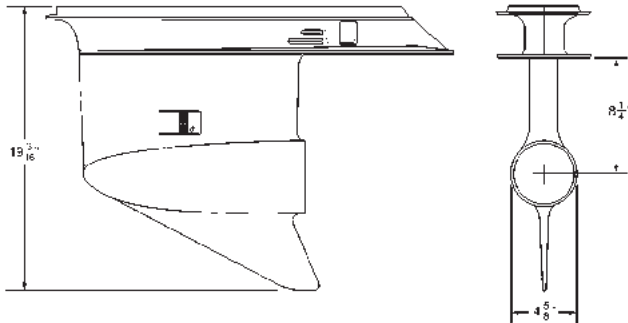
# Cobra

## EMPTY LOWER GEAR HOUSING (1986-1993)

**Ready for Your Components! Don't scrap a boat because of a damaged or corroded lower gear housing! Replace it with a NEW housing from EWS!**

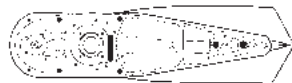
### No. 28800

OEM: 439972  
Large Gear Housing



Side View

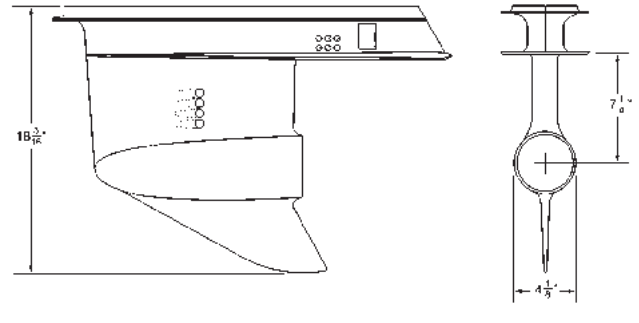
Rear View



Top View

### No. 28900

OEM: 984978  
Small Gear Housing



Side View

Rear View



Top View

### List of Improvements made to the EWS housing:

Sand Cast from superior A356T5 Aluminum Alloy.

Mercruiser style pressed fit pinion needle bearing.

Prop Shaft Carrier is retained with bolts and tabs (1991-93 style).

Prop Shaft Carrier is prevented from rotating with a key and groove.

Water pick-up screens are removable w/out disassembling the drive (1991-93 style).

Model	Year	Gear Housing	Prop Shaft Carrier
2.3L 4-Cyl. Ford	1987-1991	<b>28900</b> Small Housing	<b>11388</b>
3.0L 4-Cyl. Chevy	1986-1989	<b>28900</b> Small Housing	<b>11388</b>
3.0L 4-Cyl. Chevy	1990-1993	<b>28800</b> Large Housing	<b>11406</b> (1990)
4.3L V6	1986-1993	<b>28800</b> Large Housing	<b>11406</b> (1986-1990)
5.0 L Chevy/Ford	1986-1993	<b>28800</b> Large Housing	<b>11406</b> (1986-1990)
5.7L Chevy	1986-1993	<b>28800</b> Large Housing	<b>11406</b> (1986-1990)
5.8L Chevy	1986-1993	<b>28800</b> Large Housing	<b>11406</b> (1986-1990)

# Cobra

## COMPLETE GEAR HOUSING - ASSEMBLY KIT

### No. 28860


OEM: N/A

1.86 Ratio

All Prop Shaft 1-1/4 in. Dia.

1986-1993 V6 & V8

1990-1993 4-Cyl. 3.0L



## COMPLETE GEAR HOUSING - REBUILD KIT

### No. 28862


OEM: N/A

1.86 Ratio

All Prop Shaft 1-1/4 in. Dia.

1991 V6 & V8

1991 4-Cyl. 3.0L



# Cobra

## LOWER GEAR HOUSING SEAL KIT - 2.3L (1987-1990), 3.0L (1986-1989)

**No. 87655**

OEM: 985612

3.0L 1986-1989

2.3L 1987-1990



## LOWER GEAR HOUSING SEAL KIT - 3.0L (1990-1993), V6 & V8 (1986-1993)

**No. 87656**

OEM: 439967

3.0L 1990-1993

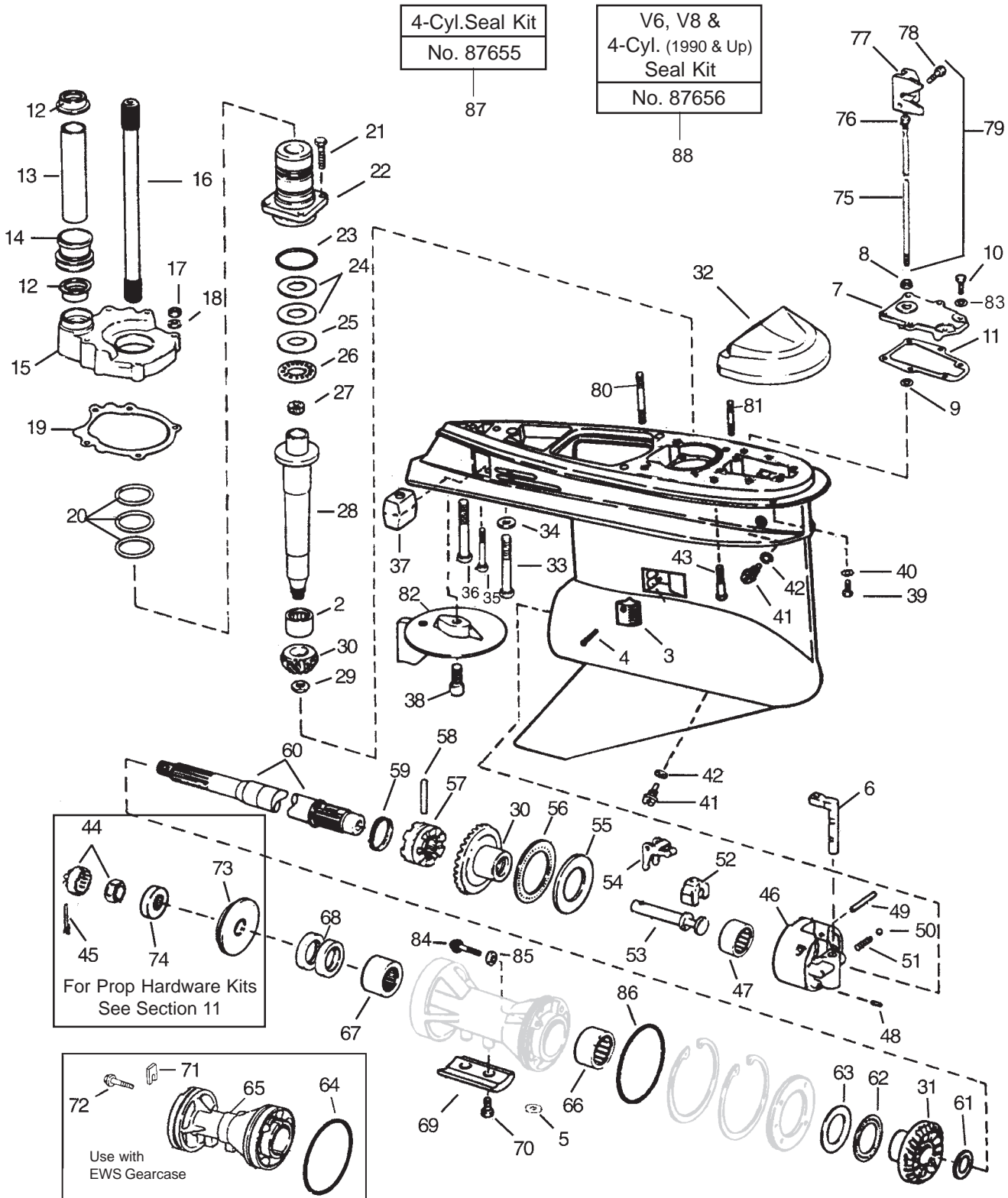
V6 & V8 1986-1993

(Except King Cobra)



# Cobra

## LOWER GEAR HOUSING COMPONENTS (1986-1993)





# Cobra

## LOWER GEAR HOUSING COMPONENTS (1986-1993)

EWS No.	Ref No.	OEM No.	Description	EWS No.	Ref No.	OEM No.	Description
28800	1	439972	Gearcase Assembly	22491	50	160084	Detent Ball
21610	2	387817	Pinion Bearing	11055	51	915995	Spring
21885	3	337778	Screen	27730	52	982422	Cradle
22363	4	337061	Screw	27710	53	322941	Shaft
21679	5	-	Washer	27740	54	322938	Lever
27720	6	915954	Detent	21646	55	327669	Thrust Washer
27750	7	986838	Cover & Seal Assembly	16340	56	389042	Thrust Bearing
22390	8	912157	Wiper	22625	57	914716	Clutch Dog
45200	9	318372	O-ring	21135	58	313448	Cross Pin
22375	10	304027	Screw	11052	59	324369	Spring
33960	11	911878	Gasket	22414	60	395209	Prop Shaft 1-3/16 (1986-90)
86620	12	911705	Seal	22416	60	436888	Prop Shaft (All 4-CYL. 1987-90)
12960	13	911706	Tube	22417	60	435022	Prop Shaft 1-1/4 (1991-93)
12961	14	911715	Guide	21651	61	336565	Thrust Washer
27760	15	915720	Water Passage Housing	16300	62	382408	Thrust Bearing
22404	16	911709	Upper Drive Shaft	21642	63	314731	Thrust Washer
21180	17	121731	Nut	82400	64	305123	O-ring
21490	18	305981	Washer	82370	64	313446	O-ring 4-CYL.
33970	19	915719	Gasket	11406	65	5000074	Bearing Carrier (1986-90)
83250	20	318717	O-ring	11408	65	5004257	Bearing Carrier (1991-93)
22362	21	317624	Screw	22870	66	382407	Bearing
27770	22	984462	Bearing Housing	11410	67	387247	Bearing (1986-90)
81380	23	314728	O-ring	22950	67	434467	Bearing (1991-93)
23590	24	323362	Shim .003	85130	68	320862	Oil Seal (1986-90) 2-pieces
23580	24	323361	Shim .004	86810	68	334950	Oil Seal (1991-93) 2-pieces
23510	24	314745	Shim .005	12737	69	431708	Anode
21645	25	327656	Thrust Washer	22320	70	908158	Screw
16330	26	387656	Thrust Bearing	27850	71	333957	Tab
12962	27	911710	Plug	22373	72	341541	Screw
22406	28	911693	Lower Drive Shaft	22221	73	126870	Thrust Washer
11190	29	314730	Nut	22190	74	320570	Spacer
22623	30	987670	P/Forward Gear Set	21033	75	914736	Shift Rod
22624	31	915273	Reverse Gear (1986-93)	21245	76	914743	Nut
12774	32	3853818	Anode	26440	77	914723	Rod End
22365	33	914535	Screw	22388	78	308825	Screw
21674	34	330265	Washer	21032	79	986658	Shift Rod Assembly
22366	35	328096	Screw	22471	80	911713	Stud
22367	36	330263	Screw	22472	81	911714	Stud
12776	37	436745	Anode	23112	82	912392	Trim Tab
22368	38	313715	Screw	21678	83	306358	Washer
22369	39	912127	Screw	22300	84	316563	Screw & Seal
21761	40	328701	Lockwasher	86640	85	332583	Seal
21731	41	318544	Draining Screw	82370	86	313446	O-ring
31171	42	311598	Gasket	87655	87	985612	Seal Kit - 4-Cyl.
22371	43	331999	Screw	87656	88	439967	Seal Kit - V6/V8 & 4-Cyl. (1990 & Up)
22185	44	398042	Nut & Keeper				
22142	45	306394	Cotter Pin				
27700	46	389455	Housing & Bearing Assembly				
22910	47	389039	Bearing				
21138	48	331880	Pin				
21137	49	328825	Pin				



# Cobra

## LOWER GEAR HOUSING GEARS

# HEAVY DUTY

## Gear Set EWS

### #22666



Includes #21651 thrust washer\*\*

When all three gears need replacing in your OMC Cobra Sterndrive the installation of the JML #22666 heavy-duty gear set is highly recommended. The heavy-duty gears can be used with all four-cylinder sterndrives\* from 1990-1993 and all V6 and V8 OMC Cobra sterndrives from 1986-1993. It is recommended that a new clutch JML #22625 (this clutch is not included with the gear set) be installed with the heavy-duty gears. The gears can be used with the standard 1-3/16" diameter prop shaft (1986-1990) or the heavy-duty 1-1/4" diameter prop shaft (1991-1993).

EWS #22666 heavy-duty gears fit these OMC Cobra Sterndrive units:

3.0L/181CI	4-Cyl.	Chev.	1990-93
4.3L/262CI	V6	Chev.	1986-93
5.0L/302CI	V8	Ford	1986-93
5.0L/305CI	V8	Chev.	1986-93
5.7L/350CI	V8	Chev.	1986-93
5.8L/351CI	V8	Ford	1986-93

### IMPORTANT NOTE:

**The new heavy-duty EWS #22666 gears will not interchange with the standard Cobra gears. For individual Cobra gear replacement, you must use the standard duty EWS #22623 pinion and forward gears or the EWS #22624 reverse gear.**

\*Except 1990 2.3L

\*\*For model year 1991 OMC increased the prop shaft diameter at the carrier needle bearing (not the prop splines) from 1-3/16 to 1-1/4 inches. Some older gearcases may be fitted with the new large diameter prop shaft. The large diameter prop shaft utilizes a thrust washer (included with this gear set) between the prop shaft and reverse gear. Discard the thrust washer when using the small diameter prop shaft.

### ✓ **STRONGER**

OEM gear sets are machined from 8620 forged steel. The EWS gear set is machined from a higher alloy forged steel. The stronger teeth and higher alloy steel results in a gear that is 50% stronger than any other comparable gear set. These durable gears are capable of operating with up to 300 horsepower.

### ✓ **MORE DURABLE**

The new EWS gear set has fewer, larger, and stronger teeth. The pinion gear has 12 teeth and the forward and reverse gears have 22 teeth. The original OEM gear set has 14 teeth on the pinion and 26 teeth on the forward and reverse gears.

### ✓ **QUIETER**

During the gear machining process, an additional pass is made over each tooth for a finer surface. This makes the gear operation especially quiet.


# Cobra

## LOWER GEAR HOUSING GEARS

# STANDARD DUTY

## Replacement Gear Sets

These gearsets are an exact copy of the gears used in the 1986-1993 V6 and V8 OMC Cobra Sterndrives. They also replace the gears used in the 1990-1993 four-cylinder\* OMC Cobra sterndrives. The standard-duty replacement gears are stronger than the original and can be used with the standard 1 3/16" diameter prop shaft (1986 -1990) or the heavy-duty 1 -1/4" diam



<b>COMPLETE GEAR SET</b> - Forward/Pinion/Reverse - 14/26 teeth - Comes with the EWS #22625 clutch	<b>EWS #22622</b>	OEM #986980
<b>FORWARD &amp; PINION SET</b> - May be used with OMC reverse gear - 14/26 teeth	<b>EWS #22623</b>	OEM #987670
<b>REVERSE GEAR</b> - May be used with OMC forward and pinion gears - 26 teeth - Includes thrust washer #21651**	<b>EWS #22624</b>	OEM #915723
<b>CLUTCH</b>	<b>EWS #22625</b>	OEM #915272

\*Except 1990 2.3L

\*\*For model year 1991 OMC increased the prop shaft diameter at the carrier needle bearing (not the prop splines) from 1-3/16 to 1-1/4 inches. Some older gearcases may be fitted with the new large diameter prop shaft. The large diameter prop shaft utilizes a thrust washer (included with this gear set) between the prop shaft and reverse gear. Discard the thrust washer when using the small diameter prop shaft.

It is recommended that the above standard duty replacement gears be used only with the four-cylinder and V6 powered sterndrives listed below:

3.0L/181CI	4-Cyl. Chev.	1990-93
4.3L/262CI	V6 Chev.	1986-93

**EWS recommends the heavy-duty gearset #22666 for all V8 powered sterndrives.**

# Cobra

## LOWER GEAR HOUSING GEARS

# 4-CYLINDER GEARS

These gearsets are an exact copy of the gears used in the 4-Cylinder 3.0L from 1986-1989 and 1987-1990 2.3L.



<b>COMPLETE GEAR SET</b> - Forward/Pinion/Reverse - 13/26 teeth - Comes with the EWS #22633 clutch	<b>EWS #22630</b>	OEM #986979
<b>FORWARD &amp; PINION SET</b> - May be used with OMC reverse gear - 13/26 teeth	<b>EWS #22631</b>	OEM #985050
<b>REVERSE GEAR</b> - May be used with OMC forward and pinion gears - 26 teeth	<b>EWS #22632</b>	OEM #345992
<b>CLUTCH</b>	<b>EWS #22633</b>	OEM #912607

# Cobra





## GEAR SETS & CLUTCH DOGS

Heavy Duty Gears	Clutch for Heavy Duty Gears
<p><b>No. 22666</b> COMPLETE GEAR SET OEM: N/A</p> 	<p><b>No. 22625</b> CLUTCH OEM: 915272</p> 

### For Large Gearcase - 3.0L (1990-1993), V6 & V8 (1986-1993)

<p><b>No. 22622</b> (22623+22624+22625) COMPLETE GEAR SET &amp; CLUTCH OEM: 986980</p> 	<p><b>No. 22623</b> PINION &amp; FORWARD GEAR SET OEM: 987670  <b>14:26 Ratio</b></p> 	<p><b>No. 22624</b> REVERSE GEAR OEM: 915273</p>  <p><b>No. 22625</b> CLUTCH OEM: 915272</p> 
--	--	--

### For Small Gearcase - 2.3L (1987-1990), 3.0L (1986-1989)

<p><b>No. 22630</b> (22631+22632+22633) COMPLETE GEAR SET &amp; CLUTCH OEM: 986979</p> 	<p><b>No. 22631</b> PINION &amp; FORWARD GEAR SET OEM: 985050  <b>13:26 Ratio</b></p> 	<p><b>No. 22632</b> REVERSE GEAR OEM: 345992</p>  <p><b>No. 22633</b> CLUTCH OEM: 912607</p> 
--	--	---

# Cobra

## PROP SHAFT PARTS - 4-CYL 2.3L (1987-1990), 4-CYL 3.0L (1986-1989)

### No. 86030

PROP SHAFT  
SEAL (2)  
OEM: 330137



### No. 22860

PROP SHAFT  
BEARING  
OEM: 379504



### No. 22870

REVERSE GEAR  
BEARING  
OEM: 382407



### No. 21642

THRUST WASHER -  
REVERSE GEAR  
OEM: 314731



### No. 16300

THRUST BEARING -  
REVERSE GEAR  
OEM: 382408



### No. 82370

O-RING -  
BEARING CARRIER  
OEM: 313446



### No. 22416

PROP SHAFT  
OEM: 436888



## PROP SHAFT PARTS - 4-CYL 3.0L (1990), V6 & V8 (1986-1990)

### No. 85130

PROP SHAFT  
SEAL (2)  
OEM: 320862



### No. 11410

PROP SHAFT  
BEARING  
OEM: 387247



### No. 22870

REVERSE GEAR  
BEARING  
OEM: 382407



### No. 21642

THRUST WASHER -  
REVERSE GEAR  
OEM: 314731



### No. 16300

THRUST BEARING -  
REVERSE GEAR  
OEM: 382408



### No. 82400

O-RING -  
BEARING CARRIER  
OEM: 305123



### No. 22414

PROP SHAFT 1-3/16  
(1986-1990)  
OEM: 395209



FOR 1-3/16" DIA. PROP SHAFT  
No. 22414



# Cobra

## PROP SHAFT PARTS - ALL (1991-1993)

### No. 86810

PROP SHAFT  
SEAL (2)  
OEM: 334950



### No. 22950

PROP SHAFT  
BEARING  
OEM: 434467



### No. 11408

BEARING CARRIER  
OEM: 5004257

Comes with:  
86810, 22950, 22870



### No. 22373

SCREW  
OEM: 350271



### No. 82400

O-RING -  
BEARING  
CARRIER  
OEM: 305123

### No. 27850

TAB  
OEM: 333957



### No. 22870

REVERSE GEAR  
BEARING  
OEM: 382407

### No. 16300

THRUST BEARING -  
REVERSE GEAR  
OEM: 382408



### No. 21642

THRUST WASHER -  
REVERSE GEAR  
OEM: 314731

### No. 21651

THRUST  
WASHER  
OEM: 336565



### No. 22417

PROP SHAFT 1-1/4  
(1991-93)  
OEM: 5004765



FOR 1-1/4" DIA. PROP SHAFT

No. 22417

**For the 1991 model year the OMC Cobra lower gear housing was redesigned with a stronger propellor shaft and bearing carrier.**

### Propellor Shaft Changes

A shoulder machined into the propellor shaft contacts the reverse gear and prevents the shaft from being pulled out of the gear housing when shifted into reverse. The 1991-1993 propellor shaft utilizes a hardened steel thrust washer between the shoulder and the reverse gear. This hardened thrust washer keeps the shoulder on the prop shaft from damaging the inside of the gear when the boat is shifted into reverse. The shoulder on the 1991-1993 propellor shaft is machined deeper to accommodate the hardened thrust washer.

Another improvement on the 1991-1993 propellor shaft is an increase in diameter from 1-3/16 inches to 1-1/4 inches. The diameter was increased at the needle bearing, the prop shaft seal and the propellor thrust washer locations. The propellor splines remained the same.

### Bearing Carrier

The 1991 - 1993 bearing carrier was redesigned with two hold-down tabs and two 5/16 inch bolts holding the carrier to the gear housing. The older carrier installs with four 1/4 inch bolts, a retainer plate and two internal retainer rings. The new carrier EWS #11408 also comes with a larger needle bearing and prop shaft seals for the larger diameter prop shaft. It can only be installed into 1991 and newer lower gear housings that have the notches for the hold down tabs.



# Cobra

## LOWER GEAR HOUSING - 4-CYL. 2.3L (1987-1990), 4-CYL. 3.0L (1986-1989)

### No. 11052

SPRING  
OEM: 324369



### No. 21135

CROSS PIN  
OEM: 313448



### No. 22633

CLUTCH DOG  
OEM: 912607



### No. 16310

FORWARD GEAR  
THRUST BEARING  
OEM: 385043



### No. 21644

FORWARD GEAR  
THRUST WASHER  
OEM: 324766



### No. 21135

PIN  
OEM: 313448



### No. 27741

LEVER  
OEM: 324037



### No. 27720

DETENT  
OEM: 915954



### No. 27710

SHAFT  
OEM: 322941



### No. 27730

CRADLE  
OEM: 982422



### No. 22870

FORWARD GEAR  
BEARING  
OEM: 382407



### No. 27702

HOUSING & BEARING ASSY  
OEM: 391365

Includes 22870



### No. 22491

DETENT BALL  
OEM: 160084



### No. 11055

SPRING  
OEM: 911962



### No. 28482

SHAFT & BEARING HSG KIT  
OEM: N/A



# Cobra

## LOWER GEAR HOUSING - 3.0L (1990-1993), V6 & V8 (1986-1993)

**No. 11052**  
SPRING  
OEM: 324369



**No. 21135**  
CROSS PIN  
OEM: 313448



**No. 22625**  
CLUTCH DOG  
OEM: 915272



**No. 16340**  
FORWARD GEAR  
THRUST BEARING  
OEM: 389042



**No. 21646**  
FORWARD GEAR  
THRUST WASHER  
OEM: 327669



**No. 21137**  
PIN  
OEM: 328825



**No. 27740**  
LEVER  
OEM: 322938



**No. 27720**  
DETENT  
OEM: 915954



**No. 27710**  
SHAFT  
OEM: 322941



**No. 27730**  
CRADLE  
OEM: 982422



**No. 22910**  
FORWARD GEAR  
BEARING  
OEM: 389039



**No. 27700**  
HOUSING & BEARING ASSY  
OEM: 389455

Includes 22910



**No. 22491**  
DETENT BALL  
OEM: 160084



**No. 11055**  
SPRING  
OEM: 911962



**No. 28481**  
SHAFT & BEARING HSG KIT  
OEM: N/A



**No. 23112**  
TRIM TAB  
OEM: 912392



**No. 22368**  
SCREW  
OEM: 313715



V6 & V8 (1986-93)  
3.0L (1990-93)

# Cobra

## LOWER GEAR HOUSING SHIFT SHAFT (1986-1993)

### No. 21033

SHIFT ROD  
OEM: 914736

Fits:  
1986-1993 with V6 & V8  
1990-1993 with 4 cyl 3.0L



### No. 26440

ROD END  
OEM: 914723



### No. 21245

NUT  
OEM: 914743



### No. 22388


SCREW  
OEM: 308825



### No. 21032

SHIFT ROD ASSEMBLY  
OEM: 986658

Fits:  
1986-1993 with V6 & V8  
1990-1993 with 4 cyl 3.0L



### No. 22390

WIPER  
OEM: 912157



### No. 22375

SCREW  
OEM: 304027



### No. 27750

COVER & SEAL ASSY.  
OEM: 986838



### No. 33960

GASKET  
OEM: 911878



### No. 45200

O-RING  
OEM: 318372

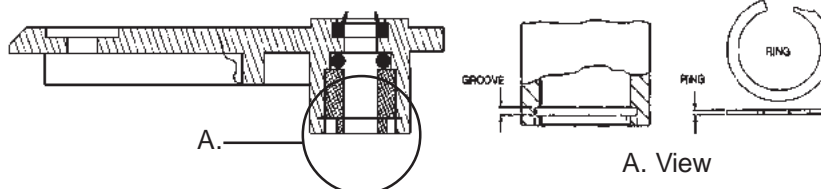


### EWS's RE-DESIGN OF THE COVER & SEAL ASSEMBLY

EWS proudly uses Smalley\* internal snap ring for holding the sealing bushing. Unlike the OEMs which locks it dead. No special tools are required for replacing the seal and a service job can be finished in seconds!

### No. 27750

OEM: 986838



\*Smalley Steel Ring Co. is a GM vendor

# Cobra

## LOWER GEAR HOUSING DRIVE SHAFT (1986-1993)

**No. 12960**

TUBE  
OEM: 911706



**No. 12961**

GUIDE  
OEM: 911715



**No. 86620**

SEAL - TUBE  
OEM: 911705



**No. 21180**

NUT  
OEM: 121731



**No. 21490**

WASHER  
OEM: 305981



**No. 27760**

WATER PASSAGE HOUSING  
OEM: 915720



**No. 33970**

GASKET  
OEM: 915719



Water Passage

**No. 83250**

O-RING - UPPER  
OEM: 318717



**No. 22362**

SCREW  
OEM: 317624



**No. 27770**

BEARING HOUSING  
OEM: 984462



**No. 81380**

O-RING - LOWER  
OEM: 314728



**No. 23590**

SHIM 0.003"  
OEM: 323362

**No. 23580**

SHIM 0.004"  
OEM: 323361

**No. 23510**

SHIM 0.005"  
OEM: 314745



**No. 21645**

THRUST WASHER  
OEM: 327656



**No. 16330**

THRUST BEARING  
OEM: 387656



**No. 22404**

UPPER DRIVE SHAFT  
OEM: 911709



**No. 12962**

PLUG  
OEM: 911710



**No. 22406**

LOWER DRIVE SHAFT  
OEM: 911693

Fits:

1986-1993 with V6 & V8

1990-1993 with 4 cylinder 3.0L



**No. 21610**

PINION BEARING  
OEM: 387817

Fits:

1986-1993 with V6 & V8

1990-1993 with 4 cyl 3.0L



**No. 22880**

PINION BEARING  
OEM: 384195

Fits:

1986-1989 with 3.0L

1987-1990 with 2.3L



**No. 11190**

PINION NUT  
OEM: 314730





# Section 5

---

## **OMC Cobra Transom Assembly Parts 1986-1993**

<i>Transom Assembly - Breakdown (1986-1993)</i> .....	54-55
<i>Shift Cable (1986-1993)</i> .....	56
<i>Transom Service Kit (1986-1993)</i> .....	57
<i>Transom Components</i> .....	57







# Cobra

## SHIFT CABLE

### No. 90520

SHIFT CABLE ADJUSTMENT TOOL KIT  
OEM: 914017 + 915271  
(Aluminum)




**Kit contains:**

EWS	OEM	ITEM
90500	914017	Bellcrank Alignment Plate
90510	915271	Shift Cable Tool

### No. 90580

SHIFT CABLE ADJUSTMENT TOOL KIT  
OEM: 914017 + 915271  
(Plastic)



\*Note: Individual Parts Not Sold Separately

Cobra (1986-1993)

### No. 21455

SHIFT CABLE ASSEMBLY KIT  
OEM: N/A



**Kit contains:**

EWS	OEM	ITEM
21715	987661	Shift Cable Assembly Kit
39630	508105	Drive Installation Kit
89210	911826	Bellow
21465	320107	Cable Tie
21466	317893	Cable Tie

### No. 21715

SHIFT CABLE ASSEMBLY KIT  
OEM: 987661



Now comes with No. 90580  
Shift Cable Adjustment Tool Kit!



Cobra  
(1986-1993)

### No. 21433

SETSCREW  
OEM: 912304



### No. 21435

GUIDETUBE KIT  
OEM: N/A



**Kit contains:**

EWS	OEM	ITEM
21434	914742	Guide Tube
21433 (2)	912304	Set Screw
21432	915918	Anchor
80140	304174	O-ring

For All "Clutch Dog" Cobra

### No. 21434

GUIDETUBE  
OEM: 914742



### No. 21432

ANCHOR  
OEM: 915918



# Cobra

## TRANSOM SERVICE KIT

### No. 21962

OEM: N/A

#### Kit contains:

EWS	OEM	ITEM
39630	508105	Seal Kit
89210	911826	Shift Cable Bellow
89200	3854127	U-Joint Bellow
89190	914036	Exhaust Bellow
01090	3852604	Hose Clamp
01070	912628	Hose Clamp
21906	3853807	Gimbal Bearing
21465	320107	Cable Tie
21466	317893	Cable Tie



Cobra  
(1986-1993)

## TRANSOM COMPONENTS

### No. 39630

OUTDRIVE  
MOUNTING KIT  
OEM: 508105



#### Kit contains:

EWS	OEM	ITEM
34730	915840	Gasket
39631	N/A	Outdrive Mounting Kit

For All "Clutch Dog" Cobra  
(1986-1993)

### No. 21906

GIMBAL BEARING  
ASSEMBLY  
OEM: 983937



EWS Built in U.S.A.

### No. 89210

SHIFT CABLE BELLOW  
OEM: 911826



Cobra  
(1986-1993)

### No. 89190

EXHAUST BELLOW  
OEM: 914036



Cobra  
(1986-1993)

### No. 89200

U-JOINT BELLOW  
OEM: 3854127



Cobra  
(1986-1998)

### No. 90071

TRAILER CLIPS  
OEM: 174448



For OMC Cobra



# Section 6

---

## **OMC Stringer** **Upper Gear Housing Parts** **1985 & older**

<i>Upper Gear Housing - Applications</i> .....	60
<i>Upper Gear Housing - Complete</i> .....	61
<i>Upper Gear Housing - Empty</i> .....	62
<i>Bearing Retainer - Assembly Kits</i> .....	63
<i>Upper Gear Housing - Rebuild Kits</i> .....	63
<i>Upper Gear Housing - Seal Kits</i> .....	64
<i>Upper Gear Sets</i> .....	65
<i>Upper Gear Housing - Breakdown (1973-1985)</i> .....	66-67
<i>Upper Gear Housing Components</i> .....	68-69
<i>Drive Shafts</i> .....	70
<i>Steering Components</i> .....	71



# Stringer

## COMPLETE UPPER AND LOWER GEAR HOUSING ASSEMBLY

### APPLICATION CHART (1973-1985)

Model	Year	Upper Complete	Upper Housing	Lower Complete	Lower Housing
All 4-Cylinder	1973-1977	27500	27000	-	-
All 4-Cylinder	1978-1985	27500	27000	28830*#	-
V6, 165 HP, 250 CID	1973-1977	27300	27000	-	-
V6 Chevy, 3.8L, 229 CID	1981-1985	27400	27000	28830	28600
V6 Chevy, 4.3L, 262 CID	1985	27300	27000	28830	28600
V6 Chevy, 5.0L, 307 CID	1973-1977	27200	27000	-	-
V6 Chevy, 5.0L, 305 CID	1978-1985	27200	27000	28830*	28600*
V8 Ford, 5.0L, 302 CID	1974-1977	27200	27000	-	-
V8 Chevy, 5.7L, 350 CID	1978-1985	27100	27000	28830*	28600*
V8 Ford, 5.8L, 351 CID	1975-1977	27100	27000	-	-
V8 Ford, 5.8L, 351 CID	1978-1979	27100	27000	28830*	28600*

\*The EWS #28830 complete lower gear housing is a direct replacement for the 1981-1985 OMC lower gear housing. The installation of the 1981-1985 ESA (Electronic Shift Assist) components and shift cable are necessary to replace the lower gear housing on the 1978-1980 OMC sterndrives with hydraulic shift.

#The EWS #28830 complete V6/V8 lower gear housing (large diameter) can be used to replace the 1978-1985 four-cylinder lower gear housing (small diameter) if the upper housing gear ratio is changed to 21:20. The installation of the 1981-1985 ESA (Electronic Shift Assist) components and shift cable are necessary to replace the lower gear housing on the 1978-1980 OMC sterndrives with hydraulic shift.

^The EWS #28600 lower housing will not replace the 1978-1980 OMC lower housings with hydraulic shift.

# Stringer

## COMPLETE UPPER GEAR HOUSING ASSEMBLY (1973-1985)

100% New



Engine	Teeth on Original Gears	EWS No.	OEM No.
4-Cylinder, All	21T/18T	27500	982488
V6, 3.8L, 229 CID	21T/20T	27400	982739
L6, 165 HP	21T/19T	27300	981229
V6, 4.3L, 262 CID	21T/19T	27300	981229
V8 Ford, 5.0L, 302 CID	21T/17T	27200	982487
V8 Chevy, 5.0L, 305 CID	21T/17T	27200	982487
V8 Chevy, 5.7L, 350 CID	21T/16T	27100	982488
V8 Ford, 5.8L, 351 CID	21T/16T	27100	982488

# Stringer

## UPPER GEAR HOUSING (1973-1985)

**No. 27000**

OEM: 982226

### 1973-1985 OMC Empty Gear Housing Ready for Your Components

**Don't scrap a boat because of a corroded upper gear housing! Replace it with a NEW housing from EWS.**

The EWS #27000 will work on all 1973-1985 OMC sterndrives and will accept the original internal and external OMC components.



# Stringer

## BEARING RETAINER ASSEMBLY KITS (1973-1985)

**No. 22590** 21T/16T

OEM: 982478

**No. 22580** 21T/17T

OEM: 982477

**No. 22567** 21T/18T

OEM: 982476

**No. 22568** 21T/19T

OEM: 984263

**No. 22570** 21T/20T

OEM: 982738



## UPPER GEAR HOUSING REBUILD KITS (1973-1985)

**No. 22519** 21T/16T

OEM: N/A

**No. 22516** 21T/17T

OEM: N/A

**No. 22537** 21T/18T

OEM: N/A

**No. 22538** 21T/19T

OEM: N/A

**No. 22539** 21T/20T

OEM: N/A



# Stringer

## UPPER GEAR HOUSING SEAL KITS

### No. 87651

OEM: 981799



For 100 thru 245 (1968-1972)

### No. 87650

OEM: 982949



For All Models (1973-1985)

## UPPER GEAR HOUSING KITS APPLICATION CHART (1973-1985)

Engine	Teeth on Original Gears	Upper Rebuild Kit	Bearing Retainer Kit	Upper Seal Kit
4-Cylinder, All	21T/18T	22537	22567	87650
V6, 3.8L, 229 CID	21T/20T	22539	22570	87650
L6, 165 HP	21T/19T	22538	22568	87650
V6, 4.3L, 262 CID	21T/19T	22538	22568	87650
V8 Ford, 5.0L, 302 CID	21T/17T	22516	22580	87650
V8 Chevy, 5.0L, 305 CID	21T/17T	22516	22580	87650
V8 Chevy, 5.7L, 350 CID	21T/16T	22519	22590	87650
V8 Ford, 5.8L, 351 CID	21T/16T	22519	22590	87650



# Stringer

## UPPER GEAR SETS (1973-1985)

***EWS is first in the marine industry to have all of the OMC upper housing gear ratios.***

Different size engines require different gear ratios in the drive. The manufacturer changes these ratios with different gear sets. The gear ratio change is in the upper gear housing\*. All 1973-1985 OMC upper gear housings are identical\*\* except for the tooth count on the gears. Below is a chart showing the tooth count for the different size engines used with OMC sterndrives.



All EWS upper gear sets come with:

EWS No.	OEM No.	Item
21544	382212	Bearing
21545	379585	Bearing
21547	375761	Bearing

Engine	Teeth on Original Gears	EWS No.	OEM No.
4-Cylinder, All	21T/18T	<b>22518</b>	982244
V6, 3.8L, 229 CID	21T/20T	<b>22530</b>	982835
L6, 165 HP	21T/19T	<b>22514</b>	984262
V6, 4.3L, 262 CID	21T/19T	<b>22514</b>	984262
V8 Ford, 5.0L, 302 CID	21T/17T	<b>22512</b>	982259
V8 Chevy, 5.0L, 305 CID	21T/17T	<b>22512</b>	982259
V8 Chevy, 5.7L, 350 CID	21T/16T	<b>22510</b>	982261
V8 Ford, 5.8L, 351 CID	21T/16T	<b>22510</b>	982261

\*All lower gear housing ratios are either 2.0:1 for the four-cylinder engines or 1.83:1 for the six and eight-cylinder engines.

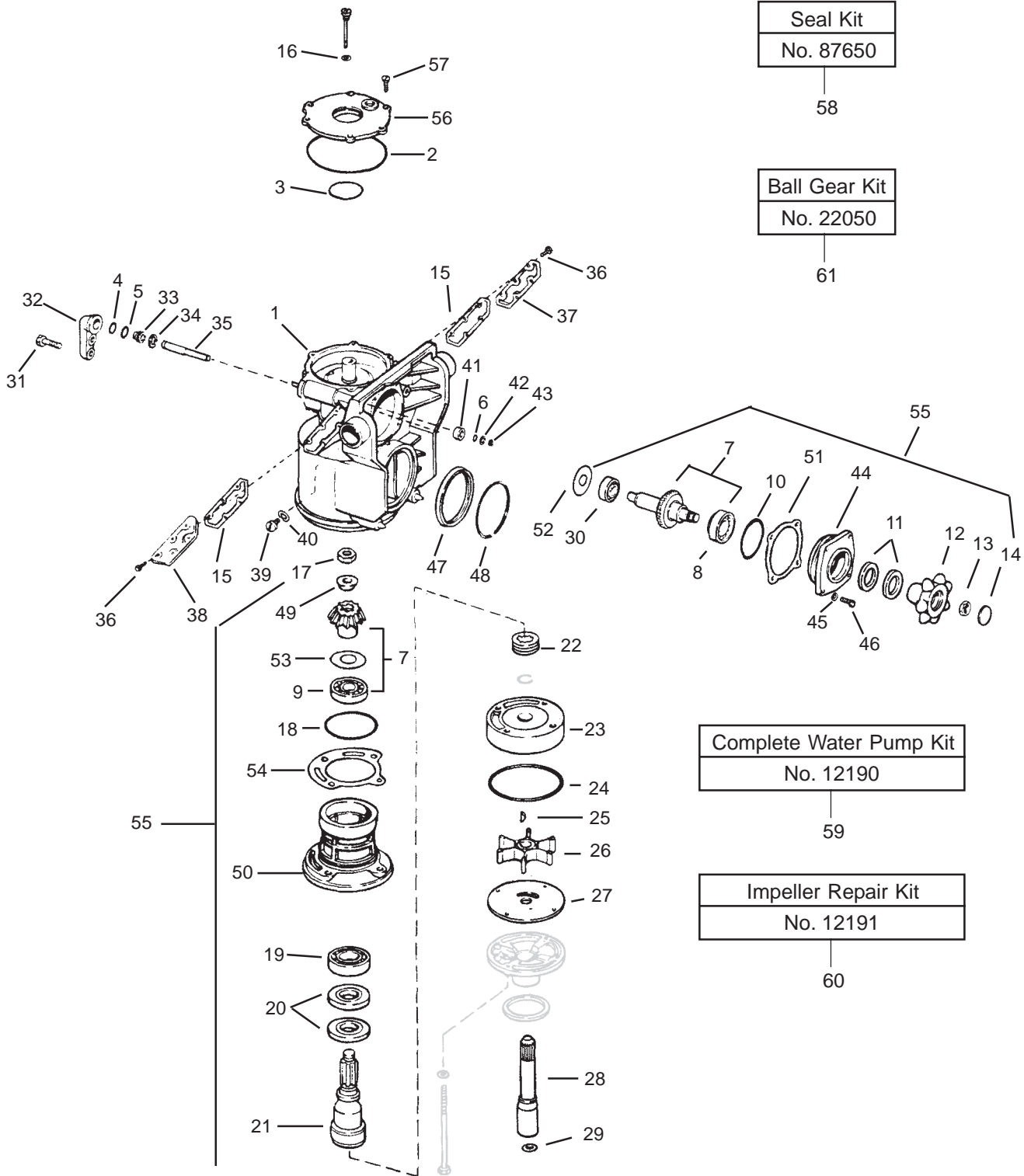
\*\*The original driven gears in 1973 and 1974 upper gear housings are **not** machined for a centering cone. All 1975 and newer driven gears and all EWS replacement driven gears are machined for a centering cone. A new drive shaft with shorter splines and a centering cone must be installed when replacing the original (non-centering cone) driven gear.

Rebuild your OMC powered boat with high quality EWS parts!***EWS is the source for OMC parts!***



# Stringer

## UPPER GEAR HOUSING (1973-1985)



# Stringer

## UPPER GEAR HOUSING (1973-1985)

EWS No.	Ref No.	OEM No.	Description	EWS No.	Ref No.	OEM No.	Description
27000	1	982226	Upper Gearcase Assembly	27830	43	911317	Retaining Ring
82480	2	313175	O-ring	27960	44	313184	Bearing Retainer
82250	3	310327	O-ring (Electric Shift)	21492	45	302290	Lockwasher
82250	3	910582	O-ring (400-800)	22327	46	909386	Screw
82140	4	302540	O-ring (Early Model)	86652	47	308768	Seal
80230	4	909140	O-ring (Late Model)	11056	48	308590	Spring
42140	5	909139	Quad Ring	22515	49	909123	Centering Cone
41120	6	909048	Quad Ring	27950	50	910240	Bearing Housing
22510	7	982261	Gears 21:16	23312	51	313202	Shim .002
22512	7	982259	Gears 21:17	23313	51	313203	Shim .003
22514	7	984262	Gears 21:19	23314	51	313204	Shim .004
22518	7	982835	Gears 21:18	23315	51	313205	Shim .005
22530	7	982244	Gears 21:20	23316	51	313206	Shim .006
21544	8	382212	Bearing	23323	52	313163	Shim .003
21545	9	379585	Bearing	23324	52	313164	Shim .004
82350	10	308621	O-ring	23325	52	313165	Shim .005
86080	11	981196	Oil Seal	23326	52	313166	Shim .006
22020	12	908069	Ball Gear	23327	52	313167	Shim .007
22330	13	908064	Nut	23328	52	313168	Shim .008
22030	14	908052	Cover	23333	53	313193	Shim .003
34180	15	308592	Gasket	23334	53	313194	Shim .004
33050	16	315189	Gasket	23335	53	313195	Shim .005
22310	17	907866	Lock Nut	23336	53	313196	Shim .006
82360	18	553126	O-ring	23337	53	313197	Shim .007
21546	19	382165	Bearing	23338	53	313198	Shim .008
86090	20	981268	Oil Seal	23339	53	313199	Shim .009
22412	21	909121	Drive Shaft (Low Profile)	23340	53	313200	Shim .010
22422	21	981220	Drive Shaft (High Profile)	23345	54	313185	Shim .005
22423	21	382883	Drive Shaft (High Profile)	23346	54	313186	Shim .006
86100	22	907774	Shaft Seal	23347	54	313187	Shim .007
12390	23	983298	Pump Housing	23348	54	313188	Shim .008
82520	24	910238	O-ring	23349	54	313189	Shim .009
89595	25	308928	Key	23350	54	313190	Shim .010
89760	26	777130	Impeller Pump Plate	22567	55	982476	Bearing Retainer Assy. 2.5/3.0L
12590	27	313176	Pump Plate	22570	55	982738	Bearing Retainer Assy. 3.8L
22410	28	909753	Pump Drive Shaft (Low Profile)	22568	55	984263	Bearing Retainer Assy. 4.3L
22411	28	908087	Pump Drive Shaft (High Profile)	22580	55	982477	Bearing Retainer Assy. 5.0L
80220	29	314491	O-ring	22590	55	982478	Bearing Retainer Assy. 5.7L
21547	30	375761	Bearing	27860	56	313228	Cover
22329	31	305282	Screw	22307	57	909638	Screw
27970	32	908870	Bracket	87650	58	982949	Seal Kit
27990	33	908871	Retainer	12190	59	983218	Complete Water Pump Kit
27840	34	911316	Retainer Ring	12191	60	-	Impeller Repair Kit
27980	35	908890	Spacer Shaft	22050	61	-	Ball Gear Kit
22328	36	3852473	Screw				
28440	37	308699	Water Cover - Stbd.				
28450	38	308591	Water Cover - Port				
21731	39	318544	Screw Set				
31171	40	311598	Gasket				
27820	41	308883	Bushing				
31173	42	314390	Gasket				

# Stringer

## UPPER GEAR HOUSING COMPONENTS

### No. 22050

BALL GEAR KIT

Kit contains:

EWS	OEM	ITEM
82350	308621	O-ring
22030	908062	Cover (2)
22010	908063	Ball Gear
22330	908064	Nut (2)
22020	908069	Ball Gear
81440	908383	O-ring
86010	981195	Seal (2)
86080	981196	Seal (2)



### No. 27960

BEARING RETAINER  
OEM: 313184



### No. 86080

SEAL - BEARING  
RETAINER (2)  
OEM: 981196



### No. 22020

BALL GEAR  
OEM: 908069



### No. 22330

BALL GEAR NUT  
OEM: 908064



### No. 21492

LOCKWASHER  
OEM: 302290



### No. 22327

SCREW  
OEM: 909386



### No. 22030

BALL GEAR COVER  
OEM: 908062



### No. 21544

TAPERED ROLLER  
BEARING - RETAINER  
OEM: 382212



### No. 82350

O-RING -  
BEARING - RETAINER  
OEM: 308621



### SHIMS

**No. 23312** (.002)

OEM: 313202

**No. 23313** (.003)

OEM: 313203

**No. 23314** (.004)

OEM: 313204

**No. 23315** (.005)

OEM: 313205

**No. 23316** (.010)

OEM: 313206

**No. 23310**

COMPLETE KIT  
OEM: N/A

### No. 22010

BALL GEAR  
OEM: 908063

Intermediate Housing



### SHIMS - REAR BEARING

**No. 23323** (.003)

OEM: 313163

**No. 23324** (.004)

OEM: 313164

**No. 23325** (.005)

OEM: 313165

**No. 23326** (.006)

OEM: 313166

**No. 23327** (.007)

OEM: 313167

**No. 23328** (.008)

OEM: 313168

**No. 23320**

COMPLETE KIT  
OEM: 313163



### No. 21547

TAPERED ROLLER BEARING  
OEM: 375761



# Stringer

## UPPER GEAR HOUSING COMPONENTS

**No. 22310**

NUT  
OEM: 907866



**No. 22515**

CENTERING CONE  
OEM: 909123



**No. 21545**

UPPER TAPERED  
ROLLER BEARING  
OEM: 379585



**No. 82360**

O-RING - BEARING HOUSING  
OEM: 553126



**SHIMS**

**No. 23333** (.003)

OEM: 313193

**No. 23334** (.004)

OEM: 313194

**No. 23335** (.005)

OEM: 313195

**No. 23336** (.006)

OEM: 313196

**No. 23337** (.007)

OEM: 313197

**No. 23338** (.008)

OEM: 313198

**No. 23339** (.009)

OEM: 313199

**No. 23340** (.010)

OEM: 313200

**No. 23330**

COMPLETE KIT  
OEM: N/A



**SHIMS**

**No. 23345** (.005)

OEM: 313185

**No. 23346** (.006)

OEM: 313186

**No. 23347** (.007)

OEM: 313187

**No. 23348** (.008)

OEM: 313188

**No. 23349** (.009)

OEM: 313189

**No. 23350** (.010)

OEM: 313190



**No. 27950**

BEARING HOUSING  
OEM: 910240



**No. 21546**

LOWER TAPERED  
ROLLER BEARING  
OEM: 382165



**No. 86090**

SEAL (2)  
OEM: 981268



# Stringer

## DRIVE SHAFTS (1973-1985)

### No. 22412

OEM: 909121

All  
(1978-1985)



Low Profile  
(1975-1977)

### No. 22422

OEM: 981220  
Short Spline

Electric Shift  
Use WITH centering cone No. 22515



High Profile  
(1975-1977)

### No. 22423

OEM: 382883  
Long Spline

Electric Shift  
Use WITHOUT centering cone



High Profile  
(1973-1974)

Model	Year	Upper Drive Shaft
All Models High Profile*	1973-1974	22423 Long Shaft
All Models Low Profile*	1973-1974	NLA - Short Shaft
All Models High Profile**	1975-1977	22422 Long Shaft
All Models Low Profile***	1975-1985	22412 Short Shaft

\* Starting with model year 1975 all driven gears were machined to accept a centering cone below the drive shaft retaining nut. This centering cone requires a drive shaft with a shorter spline.

Upper gear housings, model year 1973 and 1974, with the original driven gear (no centering cone) require EWS #22423 drive shaft with longer splines. **This drive shaft fits only the high profile gear case.** EWS does not manufacture the drive shaft with longer splines for the low profile gear case.

All 1975 and newer upper gear housings and all older upper gear housings utilizing the new driven gear (with centering cone) will utilize drive shaft EWS #22412 (low profile) or EWS #22422 (high profile).

\*\*The high profile upper gear housing was discontinued for 1978.

\*\*\*All 1978-1985 upper gear housings are low profile.

# Stringer

**No.28440**

WATER COVER-STBD  
OEM: 308699



**No.28450**

WATER COVER -PORT  
OEM: 308591



**No. 34180**

WATER COVER  
GASKET (2)  
OEM: 308592



**No. 22307**

SCREW  
OEM: 9096381



**No. 82250**

O-RING  
OEM: 910582



**No. 22328**

SCREW  
OEM: 3852473



**No. 27860**

COVER  
OEM: 313228



**No. 86652**

SEAL  
OEM: 308768



**No. 11056**

SPRING  
OEM: 308590



**No. 82480**

O-RING - COVER  
OEM:313175



## STEERING

**No. 27970**

BRACKET  
OEM: 908870



**No. 42140**

QUAD RING  
OEM: 909139



**No. 27820**

BUSHING  
OEM: 308883



**No. 27820**

BUSHING  
OEM: 308883



**No. 31173**

GASKET  
OEM: 314390



**No. 80230**

O-RING  
OEM: 909140



**No. 27990**

RETAINER  
OEM: 908871



**No. 27980**

SPACER SHAFT  
OEM: 908890



**No. 41120**

QUAD RING  
OEM: 909048



**No. 27840**

RETAINER  
OEM: 911316



**No. 22329**

SCREW  
OEM: 305282







# Section 7

---

## **OMC Stringer** **Lower Gear Housing Parts** **1985 & Older**

<i>Upper &amp; Lower Gear Housing - Applications</i> .....	74
<i>Lower Gear Housing - Complete</i> .....	75
<i>Lower Gear Housing - Empty</i> .....	76
<i>Lower Gear Housing - Assembly Kit</i> .....	77
<i>Lower Gear Housing - Seal Kits</i> .....	77
<i>Lower Gear Housing - Breakdown (1978-1985)</i> .....	78-79
<i>Lower Gear Sets</i> .....	80-83
<i>Lower Gear Housing Components (1978-1985)</i> .....	84
<i>Prop Shaft Parts - 4-Cyl. w/ Mechanical Shift (1978-1985)</i> .....	85
<i>Prop Shaft Parts - V6/V8 w/ Mechanical Shift (1978-1985)</i> .....	85
<i>Lower Gear Housing - 4-Cyl. w/ Mechanical Shift (1978-1985)</i> .....	86
<i>Lower Gear Housing - V6/V8 w/ Mechanical Shift (1978-1985)</i> .....	87
<i>Shift Parts</i> .....	88
<i>Miscellaneous</i> .....	88
<i>Electric Shift Lower</i> .....	89

# Stringer

## COMPLETE UPPER AND LOWER GEAR HOUSING ASSEMBLY

### APPLICATION CHART 1973-1985

Model	Year	Upper Complete	Upper Housing	Lower Complete	Lower Housing
4-Cylinder, All	1973-1977	27500	27000	-	-
4-Cylinder, All	1978-1985	27500	27000	28830#	-
L6, 165 HP, 250 CID	1973-1977	27300	27000	-	-
V6 Chevy, 3.8L, 229 CID	1981-1985	27400	27000	28830	28600
V6 Chevy, 4.3L, 262 CID	1985	27300	27000	28830	28600
V8 Chevy, 5.0L, 307 CID	1973-1977	27200	27000	-	-
V8 Chevy, 5.0L, 305 CID	1978-1985	27200	27000	28830*	28600^
V8 Ford, 5.0L, 302 CID	1974-1977	27200	27000	-	-
V8 Chevy, 5.7L, 350 CID	1978-1985	27100	27000	28830*	28600^
V8 Ford, 5.8L, 351 CID	1975-1977	27100	27000	-	-
V8 Ford, 5.8L, 351 CID	1978-1979	27100	27000	28830*	28600^

\*The EWS #28830 complete lower gear housing is a direct replacement for the 1981-1985 OMC lower gear housing. The installation of the 1981-1985 ESA (Electronic Shift Assist) components and shift cable are necessary to replace the lower gear housing on the 1978-1980 OMC sterndrives with hydraulic shift.

#The EWS #28830 complete V6/V8 lower gear housing (large diameter) can be used to replace the 1978-1985 four-cylinder lower gear housing (small diameter) if the upper housing gear ratio is changed to 21:20. The installation of the 1981-1985 ESA (Electronic Shift Assist) components and shift cable are necessary to replace the lower gear housing on the 1978-1980 OMC sterndrives with hydraulic shift.

^The EWS #28600 lower housing will not replace the 1978-1980 OMC lower housings with hydraulic shift.

# Stringer

## COMPLETE LOWER GEAR HOUSING ASSEMBLY - V6 & V8 (1978-1985)

**No. 28830**

OEM: 987242

Ratio: 12:22

### ***Strongest Lower Gear Housing Assembly in the Marine Industry for 1978-1985\* OMC V6 and V8 Sterndrives***

☆ Without Shift Assembly ☆



All EWS replacement lower gear housings for the V6 and V8 OMC Stringer sterndrives have the new heavy duty #22666 gear sets. This new gear set has fewer, larger, stronger teeth. The pinion gear has 12 teeth and the forward and reverse gears have 22 teeth. The original OEM gear set has 14 teeth on the pinion and 26 teeth on the forward and reverse gears. During the gear machining process an additional pass is made over each tooth for a finer surface. This makes the gear operation especially quiet. These durable gears are capable of operating with up to 300 horsepower. All EWS lower gear housings have the large 1-1/4 inch diameter prop shafts with a reverse thrust washer installed between the shaft and reverse gear\*\*.

*\*Many 1978-1980 OMC sterndrives have had the hydraulic shift lower gear housing replaced with the 1981-85 mechanical shift lower gear housing. Sterndrives with the original hydraulic shift lower gear housing do not have an ESA (electronic shift assist) box or overstroke switches on the shift converter. 1978-1980 sterndrives that have been converted to the mechanical shift lower gear housing do/must have the ESA and overstroke switches installed.*

*\*\*For model year 1991 OMC increased the prop shaft diameter at the carrier needle bearing (not the prop splines) from 1-3/16 to 1-1/4 inches. The larger prop shaft/needle bearing is a direct replacement into the 1981-1985 lower gear housing and is installed in all EWS lower gear housings.*

Year	Model	Lower Housing	Lower Complete
1981-85	V6, 3.8L	28600	28830
1985	V6, 4.3L	28600	28830
1981-85	V8, 5.0L, 200-230HP	28600	28830
1981-85	V8, 5.7L, 260HP	28600	28830

# Stringer

## GEAR HOUSING ASSEMBLY (1978-1985)

**No. 28600**

OEM: 438050

### 1978-1985 OMC Empty Gear Housing Ready for Your Components

**Don't scrap a boat because of a damaged or corroded lower gear housing! Replace it with a NEW housing from EWS.**



The EWS #28800 will fit on all 1978 -1985 OMC sterndrives with a V6 or V8 engine and mechanical

shift\*. It will accept the original internal and external OMC components\*\*.

\* Will not fit the 1978-1980 with hydraulic shift.

\*\* Must use the propellor bearing carrier EWS #11406

#### List of improvements made to the EWS housing:

- **Sand Cast from superior A356T5 Aluminum Alloy**  
(Original is Die Cast from inferior A380T6)
- **Mer cruiser style pressed fit pinion needle bearing**  
(Original is held in place with a screw)
- **Prop Shaft Carrier is retained with bolts and tabs (1991-1993 Cobra style)**  
(1978-1985 carriers are held in place with internal snap rings and 1/4" bolts)
- **Prop Shaft Carrier is prevented from rotating with a key and groove**
- **Water pickup screens are removable with out disassembling the drive.**  
(1978-1985 water screens are removed only from the inside of the gear housing)

# Stringer


## COMPLETE GEAR HOUSING ASSEMBLY KIT

### No. 28870

OEM: N/A  
1.86 Ratio  
All Prop Shaft 1-1/4 in. Dia.

V6 & V8 (1978-1985)  
with mechanical shift

\*Kit comes without  
SHIFT ASSY.



## LOWER GEAR HOUSING SEAL KITS

### No. 87620

OEM: 981797

(1968-1977)  
with electric shift



### No. 87630

OEM: 982946

V6 & V8 (1978-1985)  
with mechanical shift



### No. 87640

OEM: 982947

4-Cyl. (1978-1985)  
with mechanical shift





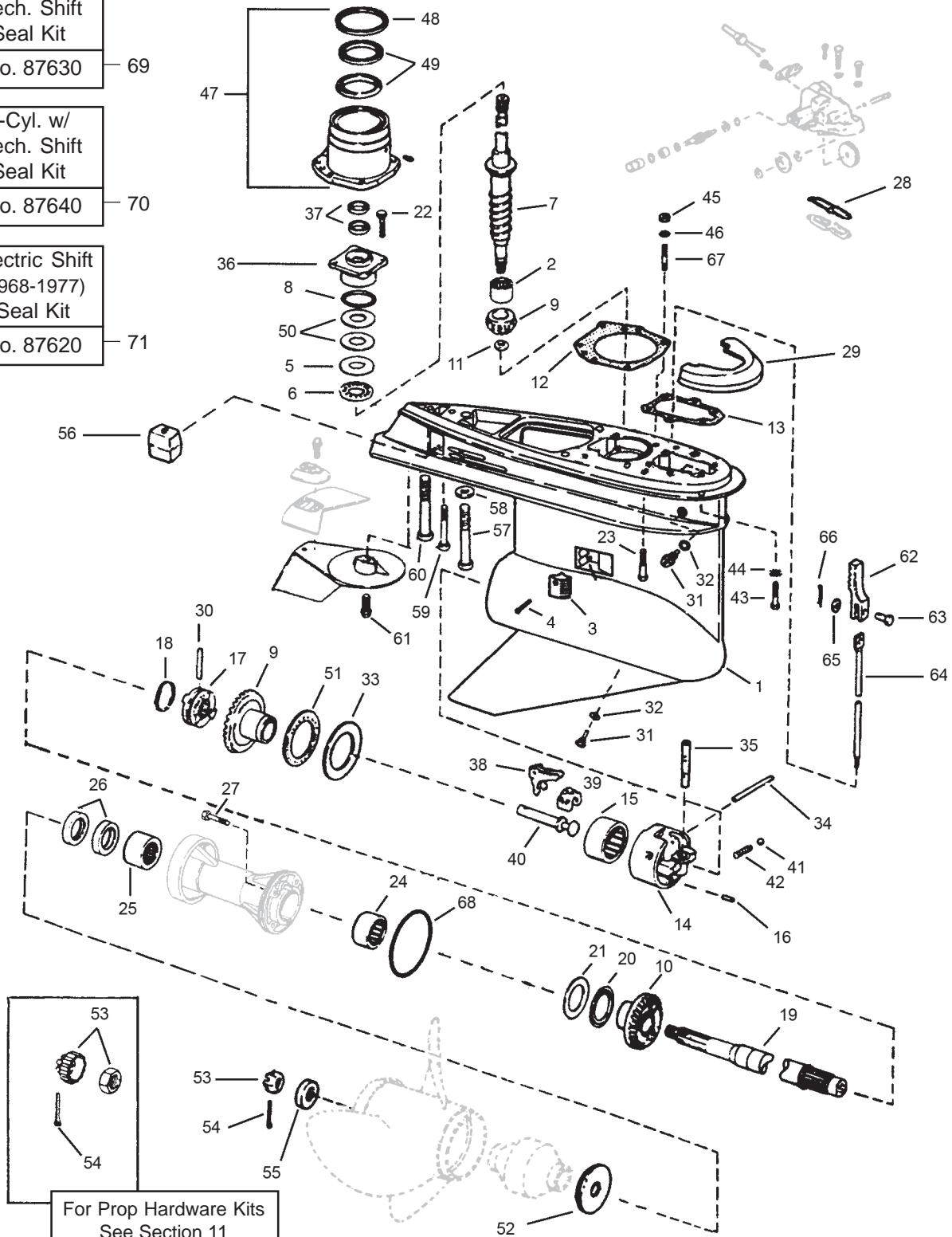
# Stringer

## LOWER GEAR HOUSING COMPONENTS - WITH MECHANICAL SHIFT (1978-1985)

V6, V8 w/  
Mech. Shift  
Seal Kit  
No. 87630

4-Cyl. w/  
Mech. Shift  
Seal Kit  
No. 87640

Electric Shift  
(1968-1977)  
Seal Kit  
No. 87620



For Prop Hardware Kits  
See Section 11

# Stringer

## LOWER GEAR HOUSING COMPONENTS - WITH MECHANICAL SHIFT (1978-1985)

EWS No.	Ref No.	OEM No.	Description	EWS No.	Ref No.	OEM No.	Description
28600	1	438050	Gearcase Assembly	27740	38	322938	Lever
21610	2	387817	Pinion Bearing	27741*	38	324037	Lever 4-Cyl.*
22880*	2	384195	Pinion Bearing 4-Cyl.*	27730	39	982422	Cradle
21885	3	337778	Screen	27710	40	322941	Shaft
22363	4	337061	Screw	22491	41	160084	Detent Ball
21645	5	327656	Thrust Washer	11055	42	911962	Spring
16330	6	387656	Thrust Bearing	22369	43	912127	Screw
22413	7	982424	Drive Shaft	21761	44	328701	Lockwasher
81380	8	314728	O-ring	21180	45	121731	Nut
22623*	9	5004216	P/Forward Gear Set M*	21490	46	305981	Washer
22621*	9	435088	P/Forward Gear Set H*	27780+	47	982439	Swivel Bearing Retainer V6 & V8 +
22631*	9	986979	P/Forward Gear Set 4-Cyl.*	86040	48	310649	Oil Seal
22624	10	910994	Reverse Gear	86050	49	313353	Oil Seal
22632*	10	345992	Reverse Gear 4-Cyl.*	23590	50	323362	Shim .003
22666	9+10	-	Gear Set (Heavy Duty)	23580	50	323361	Shim .004
11190	11	314730	Nut	23510	50	314745	Shim .005
34720	12	910236	Gasket	16340	51	389042	Thrust Bearing
33730*	12	910338	Gasket 4-Cyl.*	16310*	51	385043	Thrust Bearing 4-Cyl.*
33020	13	324670	Gasket	22230*	52	127084	Thrust Washer 4-Cyl.*
27700	14	389455	Housing & Bearing Assembly	22221	52	126870	Thrust Washer
27702*	14	391365	Housing & Bearing Assy. 4-Cyl.*	22150*	53	314503	Nut 4-Cyl.*
22910	15	389039	Bearing	22185	54	398042	Nut & Keeper
22870*	15	382407	Bearing 4-Cyl.*	22120*	54	314502	Cotter Pin 4-Cyl.*
21138	16	331880	Pin	22142	54	306394	Cotter Pin
22625	17	337774	Clutch Dog	22250*	55	315810	Spacer 4-Cyl.*
22633*	17	910578	Clutch Dog 4-Cyl.*	22190	55	320570	Spacer
11052	18	324369	Spring	12776	56	436745	Anode
22414*	19	395209	Prop Shaft M*	22365	57	914535	Screw 7/16 x 3-1/2 -14
22416*	19	436888	Prop Shaft (1976-1986) 4-Cyl.*	21674	58	330265	Washer
16300	20	382408	Thrust Bearing	22366	59	328096	Screw
21642	21	314731	Thrust Washer	22367	60	330263	Screw 3/8 x 3-1/2 -16
22362	22	317624	Screw	22368	61	313715	Screw
22371	23	331999	Screw 3/8 x 1-3/4 -16	27870	62	910311	Rack
22870	24	382407	Bearing	27880	63	910539	Pin
11410	25	387247	Bearing	27890+	64	910309	Shift Rod V6 & V8 +
85130	26	320862	Oil Seal	21678	65	306358	Washer
22300	27	316563	Screw	22145	66	306376	Cotter Pin
34690	28	909604	Gasket	22473	67	910551	Stud
12773	29	983494	Anode	82400	68	305123	O-ring
21135	30	313448	Cross Pin	82370*	68	313446	O-ring 4-Cyl.*
21731	31	318544	Draining Screw	87630	69	982946	Seal Kit V6 & V8 w/ Mech. Shift
31171	32	311598	Gasket	87640	70	982947	Seal Kit 4-Cyl. w/ Mech. Shift
21646	33	327669	Thrust Washer	87620	71	981797	Seal Kit w/ Electric Shift (1968-77)
21644*	33	324766	Thrust Washer 4-Cyl.*	<p>*The 1978-1985 OMC Sterndrives with four-cylinder engines utilize a small diameter lower gear housing.</p> <p>+The 1978-1986 OMC sterndrives with V6 or V8 engines use a large diameter lower gear housing.</p> <p>The lower gear housing parts are interchangeable except where noted with an asterisk or plus sign.</p> <p>M* - Mechanical Shift H* - Hydraulic Shift</p>			
21137	34	328825	Pin				
21135*	34	320145	Pin 4-Cyl.*				
27721	35	910310	Detent				
22730	36	982422	Bearing Housing & Seal				
86060	37	321467	Oil Seal				

# Stringer

## LOWER GEAR HOUSING GEARS - V6 & V8

# HEAVY DUTY

## Gear Set EWS

### #22666



Includes #21651 thrust washer

When all three gears need replacing in your OMC sterndrive the installation of the JML #22666 heavy-duty gear set is highly recommended. The heavy-duty gears can be used with all V6 and V8 OMC sterndrives from 1978-1985 with mechanical shift (not 1978-1980 with hydraulic shift). It is recommended that a new clutch JML # 22625 (this clutch is not included with the gear set) be installed with the heavy-duty gears.

EWS #22666 heavy-duty gears fit these OMC Sterndrive units:

3.8L/229CI	V6	1981-85
4.3L/262CI	V6	1985
5.0L/305CI	V8	1981-85
5.7L/350CI	V8	1981-85

### IMPORTANT NOTE:

**The new heavy-duty EWS #22666 gears will not interchange with the standard gears. For individual gear replacement, you must use the standard duty EWS #22623 pinion and forward gears or the EWS #22624 reverse gear.**

### ✓ **STRONGER**

OEM gear sets are machined from 8620 forged steel. The EWS gear set is machined from a higher alloy forged steel. The stronger teeth and higher alloy steel results in a gear that is 50% stronger than any other comparable gear set. These durable gears are capable of operating with up to 300 horsepower.

### ✓ **MORE DURABLE**

The new EWS gear set has fewer, larger, and stronger teeth. The pinion gear has 12 teeth and the forward and reverse gears have 22 teeth. The original OEM gear set has 14 teeth on the pinion and 26 teeth on the forward and reverse gears.

### ✓ **QUIETER**

During the gear machining process, an additional pass is made over each tooth for a finer surface. This makes the gear operation especially quiet.

\*For model year 1990 OMC increased the prop shaft diameter at the carrier needle bearing (not the prop splines) from 1-3/16 to 1-1/4 inches. Some older gearcases may be fitted with the new large diameter prop shaft. The large diameter prop shaft utilizes a thrust washer (included with this gear set) between the prop shaft and reverse gear. Discard the thrust washer when using the small diameter prop shaft.

# Stringer


## LOWER GEAR HOUSING GEARS - STANDARD

# STANDARD DUTY

## Replacement Gear Sets

These gearsets are an exact copy of the gears used in the V6 and V8 OMC Sterndrives from 1978-1985 with mechanical shift\* (not 1978-1980 with hydraulic shift).

*\*Many 1978-1980 OMC hydraulic shift lower gearcases have been replaced with the 1981-85 mechanical shift lower gearcase. 1978-1980 hydraulic shift gear sets are still available, EWS #22620.*



<b>COMPLETE GEAR SET</b> - Forward/Pinion/Reverse - 14/26 teeth - Comes with the EWS #22625 clutch	<b>EWS #22622</b>	OEM N/A
<b>FORWARD &amp; PINION SET</b> - May be used with OMC reverse gear - 14/26 teeth	<b>EWS #22623</b>	OEM #5004216
<b>REVERSE GEAR</b> - May be used with OMC forward and pinion gears - 26 teeth - Includes thrust washer #21651**	<b>EWS #22624</b>	OEM #910994
<b>CLUTCH</b>	<b>EWS #22625</b>	OEM #337774

**\*\*For model year 1990 OMC increased the prop shaft diameter at the carrier needle bearing (not the prop splines) from 1-3/16 to 1-1/4 inches. Some older gearcases may be fitted with the new large diameter prop shaft. The large diameter prop shaft utilizes a thrust washer (included with this gear set) between the prop shaft and reverse gear. Discard the thrust washer when using the small diameter prop shaft.**

**It is recommended that the above standard duty replacement gears be used only with V6 powered sterndrives listed below:**

3.8L/229CI	V6	Chev.	1981-85
4.3L/262CI	V6	Chev.	1985

**EWS recommends the heavy-duty gearset #22666 for all V8 powered sterndrives.**

# Stringer

## LOWER GEAR HOUSING GEARS - 4 CYLINDER

# 4-CYLINDER GEARS

These gearsets are an exact copy of the gears used in the 4-Cylinder OMC Sterndrives from 1978-1985 with mechanical shift (not 1978-1980 with hydraulic shift).



#22631  
Forward & Pinion Set

#22632  
Reverse Gear


#22633  
Clutch Dog

<b>COMPLETE GEAR SET</b> - Forward/Pinion/Reverse - 13/26 teeth - Comes with the EWS #22633 clutch	<b>EWS #22630</b>	OEM N/A
<b>FORWARD &amp; PINION SET</b> - May be used with OMC reverse gear - 13/26 teeth	<b>EWS #22631</b>	OEM #986979
<b>REVERSE GEAR</b> - May be used with OMC forward and pinion gears - 26 teeth	<b>EWS #22632</b>	OEM #345992
<b>CLUTCH</b>	<b>EWS #22633</b>	OEM #910578



# Stringer

## LOWER GEAR HOUSING GEARS - V6 MECHANICAL / HYDRAULIC SHIFT



<b>COMPLETE GEAR SET</b> - Forward/Pinion/Reverse - 14/26 teeth - Comes with the EWS #22625	<b>EWS #22620</b>	OEM N/A
<b>FORWARD &amp; PINION SET</b> - 14/26 teeth	<b>EWS #22621</b>	OEM #5004941
<b>REVERSE GEAR &amp; CLUTCH</b> - 26 teeth	<b>EWS #22652</b>	OEM #437297
<b>CLUTCH</b>	<b>EWS #22625</b>	OEM #337774, 914716, 915272

## LOWER GEAR HOUSING GEARS APPLICATION GUIDE

Model	Year	Lower Drive Shaft	Prop Shaft	Pinion/Fwd Gear Set	Reverse Gear	Clutch Dog	Complete Set w/ Clutch Dog
<b>HYDRAULIC SHIFT (1978-1980)</b>							
120/140	1978-1980	-	-	-	-	22633	-
185/225	1978-1980	22413	-	22621	22624	22625	22620
240/250 Ford	1978-1979	22413	-	22621	22624	22625	22620
200/230/260	1978-1980	22413	-	22621	22624	22625	22620
<b>MECHANICAL SHIFT (1981-1985)</b>							
120/2.5	1981-1985	-	22416	22631	22632	22633	22630
140/3.0	1981-1985	-	22416	22631	22632	22633	22630
3.8	1981-1985	22413	22414	22666*		22625	-
3.8	1981-1985	22413	22414	22623	22624	22625	22622
4.3	1985	22413	22414	22666*		22625	-
4.3	1985	22413	22414	22623	22624	22625	22622
200/230/260	1981	22413	22414	22666*		22625	-
5.0/5.7	1982-1985	22413	22414	22666*		22625	-

### \* Heavy Duty Gear Set

For the 1978 model year the OMC stringer sterndrive was redesigned, the old electric shift lower gear housing was replaced with this new hydraulic shift assist, large diameter, V6 gear housing. The hydraulic shift assist lower gear housing did not prove to be reliable and was replaced with a mechanical shift lower gear housing on the 1979 and newer V6 outboards and the 1981 and newer OMC sterndrives. OMC made available to owners of 1978-1980 sterndrives a mechanical shift lower gear housing conversion kit for a very low price. This kit consisted of a complete lower gear housing, an ESA (electronic shift assist) box, ESA activation switch and two shift overstroke switches.

**It is the customer's responsibility to determine if a 1978-1980 OMC sterndrive has the original hydraulic shift assist lower gear housing or has been converted to the mechanical shift lower gear housing.**



# Stringer

## LOWER GEAR HOUSING COMPONENTS (1978-1985)

### No. 86040

OIL SEAL - SWIVEL BEARING  
RETAINER  
OEM: 310649



### No. 86050

OIL SEAL - SWIVEL BEARING  
RETAINER  
OEM: 313353



### No. 27780

SWIVEL BEARING RETAINER - V6 & V8  
OEM: 982439



### No. 34720

GASKET - V6 & V8  
OEM: 910236



### No. 33730

GASKET - 4 CYL  
OEM: 910338



### No. 86060

OIL SEAL (2)  
OEM: 321467



### No. 22362

SCREW  
OEM: 317624




### No. 22730

BEARING HOUSING & SEAL  
OEM: 982422



### No. 81380

O-RING  
OEM: 314728



### No. 23590

SHIM 0.003"  
OEM: 323362

### No. 23580

SHIM 0.004"  
OEM: 323361



### No. 23510

SHIM 0.005"  
OEM: 314745

### No. 21645

THRUST WASHER  
OEM: 327656



### No. 16330

THRUST BEARING  
OEM: 387656



### No. 22413

DRIVE SHAFT - V6 & V8  
OEM: 982424



### No. 21610

PINION BEARING - V6 & V8  
OEM: 387817

### No. 22860

PINION BEARING - 4 CYL  
OEM: 379504



### No. 11190

NUT  
OEM: 314730



# Stringer

## PROP SHAFT PARTS - 4-CYL W/MECHANICAL SHIFT (1978-1985)

**No. 86030**

OIL SEAL - PROP SHAFT (2)  
OEM: 330137



**No. 22860**

BEARING - PROP SHAFT  
OEM: 379504



**No. 22416**

PROP SHAFT  
OEM: 436888



**No. 22870**

REVERSE GEAR - BEARING CARRIER  
OEM: 382407



**No. 21642**

THRUST WASHER - REVERSE GEAR  
OEM: 314731



**No. 16300**

THRUST BEARING - REVERSE GEAR  
OEM: 382408



**No. 82370**

O-RING - CARRIER  
OEM: 313446



## PROP SHAFT PARTS - V6 & V8 W/MECHANICAL SHIFT (1978-1985)

**No. 85130**

OIL SEAL - PROP SHAFT (2)  
OEM: 320862



**No. 11410**

BEARING - PROP SHAFT  
OEM: 387247



**No. 22414**

PROP SHAFT  
OEM: 395209



**No. 22870**

REVERSE GEAR - BEARING CARRIER  
OEM: 382407



**No. 21642**

THRUST WASHER - REVERSE GEAR  
OEM: 314731



**No. 16300**

THRUST BEARING - REVERSE GEAR  
OEM: 382408



**No. 82400**

O-RING - CARRIER  
OEM: 305123



# Stringer

## LOWER GEAR HOUSING - 4-CYL. W/MECHANICAL SHIFT (1978-1985)

**No. 11052**  
SPRING  
OEM: 324369



**No. 21135**  
CROSS PIN  
OEM: 313448



**No. 22633**  
CLUTCH DOG  
OEM: 910578



**No. 16310**  
THRUST BEARING -  
FORWARD GEAR  
OEM: 385043



**No. 21644**  
THRUST WASHER -  
FORWARD GEAR  
OEM: 324766



**No. 21135**  
PIN  
OEM: 313448



**No. 27741**  
LEVER  
OEM: 324037



**No. 27721**  
DETENT  
OEM: 910310



**No. 27710**  
SHAFT  
OEM: 322941



**No. 27730**  
CRADLE  
OEM: 982422



**No. 28483**  
SHAFT & BEARING HSG KIT  
OEM: N/A



**No. 22870**  
BEARING  
OEM: 382407



**No. 27702**  
HOUSING &  
BEARING ASSY  
OEM: 391365



# Stringer

## LOWER GEAR HOUSING - V6 & V8 W/MECHANICAL SHIFT (1978-1985)

**No. 11052**

SPRING  
OEM: 324369



**No. 21135**

CROSS PIN  
OEM: 313448



**No. 22625**

CLUTCH DOG  
OEM: 337774



**No. 16340**

THRUST BEARING -  
FORWARD GEAR  
OEM: 389042



**No. 21646**

THRUST WASHER -  
FORWARD GEAR  
OEM: 327669



**No. 21137**

PIN  
OEM: 328825



**No. 27740**

LEVER  
OEM: 322938



**No. 27721**

DETENT  
OEM: 910310



**No. 27710**

SHAFT  
OEM: 322941



**No. 27730**

CRADLE  
OEM: 982422



**No. 28480**

SHAFT & BEARING HSG KIT  
OEM: N/A



**No. 22910**

BEARING  
OEM: 389039



**No. 27700**

HOUSING &  
BEARING ASSY  
OEM: 389455



# Stringer

## SHIFT PARTS

**No. 34690**

GASKET  
OEM: 909604



Shift Housing Cover

**No. 33960**

GASKET  
OEM: 911878



Shift Housing

**No. 27870**

RACK  
OEM: 910311



**No. 27880**

PIN  
OEM: 910539



**No. 22145**

COTTER PIN  
OEM: 306376



**No. 27890**

SHIFT ROD - V6 & V8  
OEM: 910309



## MISCELLANEOUS

**No. 23112**

TRIM TAB V6 & V8  
OEM: 912392



**No. 21731**

SCREW SET  
OEM: 318544



**No. 22368**

SCREW  
OEM: 313715



**No. 31171**

GASKET  
OEM: 311598





# Stringer

## ELECTRIC SHIFT LOWER

### No. 22310

PINION NUT  
OEM: 907866



### No. 86040

OIL SEAL - SWIVEL BEARING RETAINER  
OEM: 310649



### No. 86050

OIL SEAL - SWIVEL BEARING RETAINER (2)  
OEM: 313353



### No. 27782

SWIVEL BEARING RETAINER  
OEM: 980014



### No. 33010

GASKET  
OEM: 313368



## WATER TUBE GROMMETS

### No. 86320

OEM: 310597



4-Cyl.  
Lower Grommet

### No. 86330

OEM: 908594



All  
Upper Grommet

### No. 86340


OEM: 909019



6 & 8-Cyl.  
Lower Grommet

### No. 85110

OIL SEAL - PROP SHAFT (2)  
OEM: 310599



### No. 27931

SHIFT CABLE ASSEMBLY  
OEM: 379628



Electric Shift





# Section 8

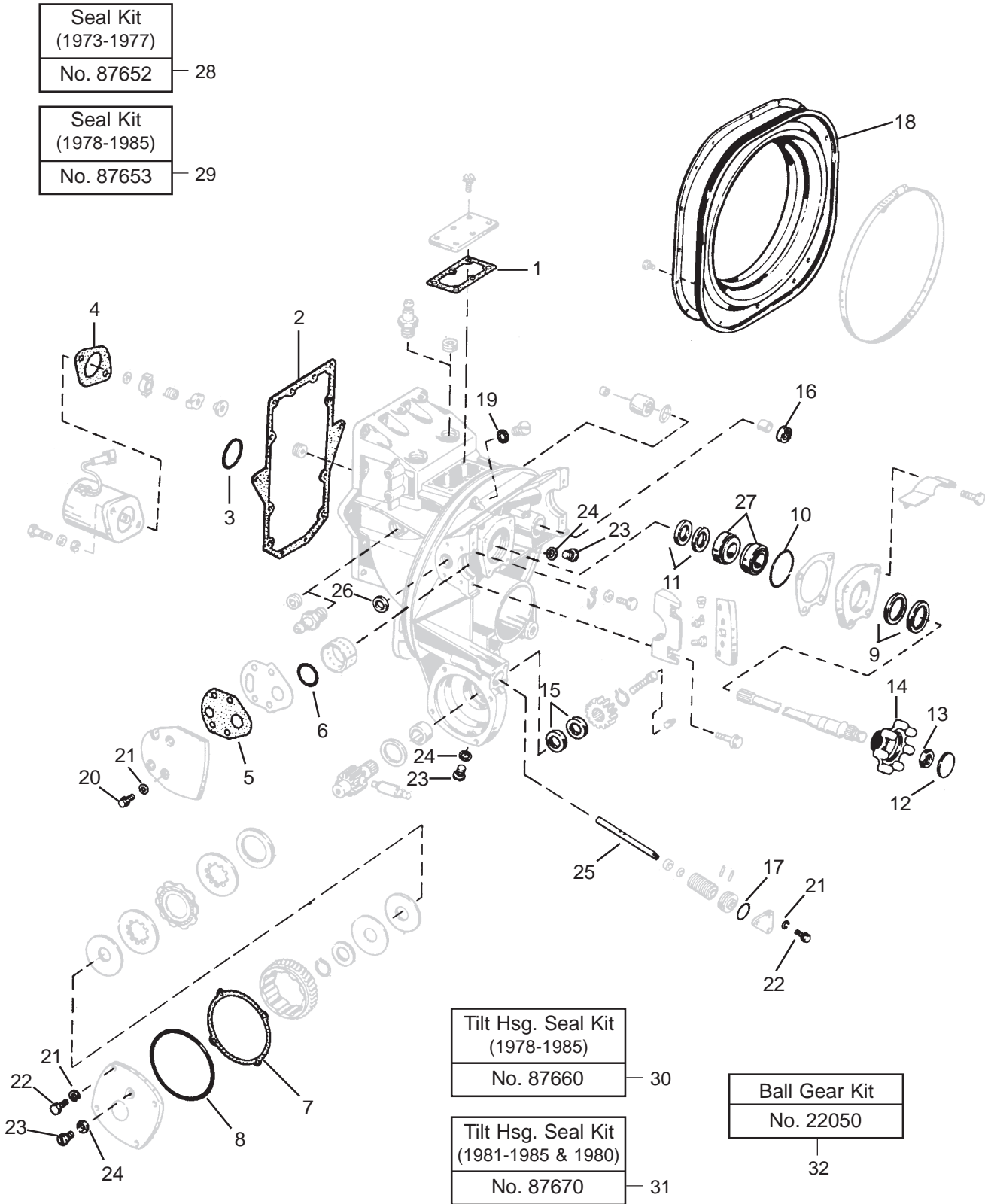
---

## **OMC Stringer** **Intermediate Housing Parts** **1985 & Older**

<i>Intermediate Housing - Breakdown</i> .....	92-93
<i>Intermediate Housing - Seal Kit</i> .....	94
<i>Tilt Housing - Seal Kit</i> .....	94
<i>Drive Installation Kits</i> .....	94
<i>Tilt Shaft</i> .....	95
<i>Ball Gears, Bearings, Seals</i> .....	95
<i>Transom Boot/Seal</i> .....	96

# Stringer

## INTERMEDIATE HOUSING





# Stringer

## INTERMEDIATE GEAR HOUSING SEAL KITS

### No. 87652

OEM: 981801



For All Models (1973-1977)

### No. 87653

OEM: 982948



For All Models (1978-1985)

## TILT HOUSING SEAL KITS

### No. 87660

OEM: N/A

STRINGER MOUNT  
Before 1980

Kit contains:

EWS	OEM	Item	Qty.
82140	302540	O-Ring	1
33060	308799	Gasket	1
31171	311598	Washer	2
81550	908194	O-Ring	1
86070	911019	Seal	1



### No. 87670

OEM: N/A

STRINGER MOUNT  
1981-1985 & 1980  
K & U Suffix Model

Kit contains:

EWS	OEM	Item	Qty.
82140	302540	O-Ring	1
81550	908194	O-Ring	1
33060	308799	Gasket	1
31171	311598	Gasket	2
86060	321467	Seal	2



## DRIVE INSTALLATION KITS

### No. 34820

OEM: N/A

STRINGER MOUNT  
Electric Shift  
Stringer  
(1971-1977)

Kit contains:

EWS	OEM	Item	Qty.
33480	316499	Gasket	2
81270	308626	O-Ring	2
34750	313244	Gasket	2



### No. 34810

OEM: N/A

STRINGER MOUNT  
Mechanical Shift  
Stringer  
(1978-1985)

Kit contains:

EWS	OEM	Item	Qty.
33470	909529	Gasket	2
81270	308626	O-Ring	2
34750	313244	Gasket	2



# Stringer

## INTERMEDIATE HOUSING

### No. 34230

GASKET - TILT MOTOR  
OEM: 311508

(1967-1976)



### No. 22040

TILT WORM SHAFT  
OEM: 980183



### No. 82140

O-RING - TILT SHAFT COVER  
OEM: 302540



### No. 33950

GASKET - TILT MOTOR  
OEM: 909902

(1980-1985)



### No. 21492

LOCKWASHER  
OEM: 302290



### No. 22327

SCREW - TILT SHAFT COVER  
OEM: 909386



### No. 33060

GASKET - TILT  
CLUTCH COVER  
OEM: 308799



### No. 81550

O-RING - TILT  
CLUTCH COVER  
OEM: 908194



### No. 86070

OIL SEAL - TILT  
CLUTCH SHAFT  
OEM: 911019

(1971-  
1979)



### No. 86060

OIL SEAL - TILT  
CLUTCH SHAFT (2)  
OEM: 321467

(1980-  
1985)



## INTERMEDIATE HOUSING - DRIVE SHAFT ASSEMBLY

### No. 85010

OIL SEAL -  
SHAFT INNER  
OEM: 313992




### No. 21512

BEARING - SHAFT  
OEM: 3854250



### No. 86010

OIL SEAL -  
SHAFT OUTER  
OEM: 981195



### No. 22010

BALL GEAR -  
INTERMEDIATE HSG.  
OEM: 908063



### No. 22030

BALL GEAR  
COVER  
OEM: 908062



### No. 81440

O-RING - BEARING RETAINER  
OEM: 908383



### No. 22330

BALL GEAR NUT  
OEM: 908064



### No. 22050

BALL GEAR KIT  
OEM: N/A

#### Kit contains:

EWS	OEM	ITEM
82350	308621	O-ring
22030	908062	Cover (2)
22010	908063	Ball Gear
22330	908064	Nut (2)
22020	908069	Ball Gear
81440	908383	O-ring
86010	981195	Seal (2)
86080	981196	Seal (2)





# Stringer

## INTERMEDIATE HOUSING PARTS

### No. 33470

GASKET -  
SIDE COVER  
OEM: 909529

(1978-1985)



### No. 33480

GASKET -  
SIDE COVER  
OEM: 316499

(1971-1977)



### No. 34750

CORK SEAL -  
SIDE COVER  
OEM: 313244



### No. 81270

O-RING -  
SIDE COVER  
OEM: 308626



### No. 21492

SIDE COVER SCREW  
LOCKWASHER  
OEM: 302290



### No. 22325

SCREW -  
SIDE COVER  
OEM: 909533

### No. 34760

OIL RESERVOIR GASKET  
OEM: 313246



### No. 33900

ENGINE BELL HOUSING GASKET  
OEM: 909515



### No. 86590

STEERING SHAFT SEAL  
OEM: 908855



### No. 21731

SCREW SET - FILL PLUG  
OEM: 318544



### No. 31171

GASKET  
OEM: 311598



### No. 33050

RUBBER GASKET - LARGE DRAIN PLUG  
OEM: 315189



### No. 82260

O-RING - INTERMEDIATE HOUSING  
BELL HOUSING  
OEM: 315189



## TRANSOM SEALS

### No. 86700

OEM: 313080

Electric Shift  
Stringer  
(1967-1977)



Has 16 Screw Holes

### No. 86710

OEM: 909527

Mechanical Shift  
Stringer  
(1978-1986)



Has 22 Screw Holes

# Section 9

---

## **OMC Cobra & Stringer Prop Hardware, Anodes, Tools**

<i>Prop Hardware (Cobra SX, Cobra &amp; Stringer)</i> .....	98-99
<i>Anodes</i> .....	100
<i>Prop Wrenches</i> .....	101
<i>Marine Service Tools</i> .....	101-102

# OMC - Cobra & Stringer

## PROP HARDWARE - 4-CYL (1978-1989) & 2.3L (1990)

**No. 22120**  
COTTER PIN  
OEM: 314502



**No. 22150**  
PROP NUT  
OEM: 314503



**No. 22250**  
13 SPLINE WASHER  
OEM: 315810



**No. 22230**  
THRUST WASHER  
OEM: 127084



**No. 22340**  
KIT WITHOUT THRUST WASHER  
OEM: 175267



**No. 22235**  
KIT WITH THRUST WASHER  
OEM: 5005034



## PROP HARDWARE - 4-CYL 3.0L (1990) & V6 / V8 (1978-1990)

**No. 22142**  
COTTER PIN  
OEM: 3852056



**No. 22185**  
PROP NUT, KEEPER & PIN  
OEM: 398042

Comes with pin No. 22142



**No. 22190**  
15 SPLINE WASHER  
OEM: 320570



**No. 22220**  
THRUST WASHER  
OEM: 333592



**No. 22185**  
PROP NUT, KEEPER & PIN  
OEM: 398042



**No. 22200**  
KIT WITHOUT THRUST WASHER  
OEM: 175266



**No. 22225**  
KIT WITH THRUST WASHER  
OEM: 434153



# OMC - Cobra & Stringer

## PROP HARDWARE - ALL (1991-1993)

### No. 22142

COTTER PIN  
OEM: 3852056



### No. 22185

PROP NUT, KEEPER & PIN  
OEM: 398042

Comes with pin No. 22142



### No. 22190

15 SPLINE WASHER  
OEM: 320570



### No. 22221

THRUST WASHER  
OEM: 3852020



### No. 22185

PROP NUT, KEEPER & PIN  
OEM: 398042



### No. 22200

KIT WITHOUT THRUST WASHER  
OEM: 175266



### No. 22186

PROP WASHER KIT  
OEM: N/A  
(No. 22200 + 22221)



## PROP HARDWARE - ALL (1994-1998)

### No. 22142

COTTER PIN  
OEM: 3852056



### No. 22185

PROP NUT, KEEPER & PIN  
OEM: 398042

Comes with pin No. 22142



### No. 22252

19 SPLINE WASHER  
OEM: 3852350



### No. 22221

THRUST WASHER  
OEM: 3852020



### No. 22185

PROP NUT, KEEPER & PIN  
OEM: 398042



### No. 22188

KIT WITHOUT THRUST WASHER  
OEM: N/A  
(No. 22252 + 22185)



### No. 22189

PROP WASHER KIT  
OEM: N/A  
(No. 22188 + 22221)



# OMC - Cobra & Stringer

## ANODES

### No. 12892

GEARCASE ANODE KIT  
OEM:N/A



Stringer (1978-1985)

### No. 12893

GEARCASE ANODE KIT  
OEM: N/A



Cobra (1986-1993)

### No. 12773

LOWER GEAR HOUSING  
ANODE  
OEM: 983494



Stringer (1984 & 1985)  
Cobra (1986)

### No. 12776

LOWER GEAR HOUSING  
ANODE  
OEM: 436745



Stringer (1982-1985)  
Cobra, except 460 (1986-1993)

### No. 12737

PROP SHAFT CARRIER  
ANODE  
OEM: 431708



Cobra (1986-1993)

### No. 12774

LOWER GEAR HOUSING  
ANODE  
OEM: 3853818



Cobra (1987-1994)

### No. 12683

LOWER GEAR HOUSING  
ANODE  
OEM: 397768



460 Cobra (1987-1989)

### No. 12772

TRANSOM ASSEMBLY  
ANODE  
OEM: 982438



Stringer (1975-1985)

### No. 12775

TRANSOM ASSEMBLY  
ANODE  
OEM: 984547



Cobra (1986-1989)

### No. 12698

TRANSOM ASSEMBLY  
ANODE  
OEM: 3853930



Cobra (1990-1993)

### No. 12699

TRANSOM ASSEMBLY  
ANODE  
OEM: 3854130



Cobra (1994-1998)

### No. 12682

UPPER GEAR HOUSING  
ANODE  
OEM: 3854061



King Cobra (1990-1995)

### No. 12681

PROP SHAFT CARRIER  
ANODE  
OEM: 3852970



Cobra (1994-1998)  
King Cobra (1990-1995)



# OMC - Cobra & Stringer

## PROP WRENCHES

**No. 90061**  
PROP WRENCH  
OEM: 91-859046M4

**1-1/16"**  
Color Coded:  
**Blue**



With Built-In  
Tab Bender



**No. 90062**  
PROP WRENCH  
OEM: 91-859046M3

**15/16"**  
Color Coded:  
**Red**



**No. 90063**  
PROP WRENCH  
OEM: 91-859046M2

**13/16"**  
Color Coded:  
**Yellow**



**No. 90064**  
PROP WRENCH  
OEM: 91-859046M1

**9/16"**  
Color Coded:  
**Purple**



## MARINE SERVICE TOOLS

**No. 90150**  
UNIVERSAL PULLER PLATE  
OEM: 91-37241



Pulls gears & bearings.

**No. 90095**  
PROP & BEARING CARRIER PULLER  
OEM: N/A



**TOES IN**  
For prop & old  
style bearing  
carrier.



**TOES OUT**  
For new style  
bearing carrier.



Capacity:  
5 Tons (min)

For All Style Bearing Carrier and Most Prop.



# OMC - Cobra & Stringer

## MARINE SERVICE TOOLS

### No. 90520

SHIFT CABLE ADJUSTMENT TOOLKIT  
OEM: 914017 + 915271

**NEW**

Kit contains:

EWS	OEM	Item	Qty.
90500	914017	Bellcrank Alignment Plate	1
90510	915271	Shift Cable Tool	1



### No. 90500

BELLCRANK  
ALIGNMENT PLATE  
OEM: 914017



### No. 90530

HEIGHT GAUGE  
FOR SHIFT ROD  
OEM: 912277

**NEW**



OMC Cobra

### No. 90510

SHIFT CABLE TOOL  
OEM: 915271



### No. 90340

PINION NUT ADAPTOR KIT  
OEM: N/A

EWS design to hold 5/8" pinion nut when removing pinion gear and drive shaft on OMC sterndrive and O/B comes with No. 90350



### No. 90460

SPANNER WRENCH  
OEM: 912272

**NEW**



### No. 90350

DRIVE SHAFT ADAPTER  
OEM: 314438



### No. 90330

DRIVESHAFT  
SHIMING TOOL  
OEM: N/A

EWS design one piece vertical shimming tool for most OMC sterndrive and V6 outboard



### No. 90050

ENGINE ALIGNMENT TOOL  
OEM: 912273



Aligns engine and drive unit during installation

### No. 90480

DRIVE SHAFT ADAPTER  
OEM: 311875



Tightens & loosens pinion nut on OMC Stringer

# Section 10

---

## OMC & Volvo Penta Cooling System

<i>Sea Water Pumps - Cobra SX (1994 &amp; Up)</i> .....	104
<i>Sea Water Pumps - Cobra (1986-1993)</i> .....	104
<i>Sea Water Pumps - Stringer (1985 &amp; Below)</i> .....	105
<i>Sea Water Pumps - AQ</i> .....	106
<i>Sea Water Pump Drives</i> .....	106
<i>Recirculating Water Pumps</i> .....	107
<i>Recirculating Water Pump Gaskets</i> .....	107
<i>Thermostats &amp; Thermostat Kits</i> .....	108-109
<i>Thermostat Gaskets &amp; Housings</i> .....	110

# OMC & Volvo Penta

## SEA WATER PUMP - COBRA SX (1994 & Up)


### No. 89540

OEM: 875811  
3862281,  
3862567



### No. 89310

OEM: 21213664



### No. 89610

OEM: 835512, 3854286



## SEA WATER PUMP - COBRA (1986-1993)

### No. 12092

COMPLETE WATER PUMP KIT  
OEM: N/A



### No. 12091

WATER PUMP SERVICE KIT  
OEM: 984461



## Sea Water Pump Kit Components

### No. 22385

SCREW  
OEM: 912238



### No. 12405

PUMP HOUSING  
OEM: 984744



### No. 86630

SEAL  
OEM: 911704



### No. 12391

WATER PUMP  
LINER  
OEM: 911844



### No. 89950

IMPELLER  
OEM: 777128



### No. 12760

WEAR PLATE  
OEM: 911703



### No. 34770

GASKET  
OEM: 911702



### No. 47010

VENT HOSE WATER PUMP ADAPTER  
OEM: 912614



### No. 86610

OIL SEAL  
OEM: 916058



### No. 81280

O-RING  
OEM: 909316



### No. 82430

O-RING  
OEM: 911700



### No. 34771

GASKET  
OEM: 911698



# OMC & Volvo Penta

## SEA WATER PUMP - STRINGER (1985 & Below)

### No. 12190

COMPLETE WATER  
PUMPKIT  
OEM: 983218




#### Kit Contains:

EWS	OEM	ITEM
82100	310584	O-Ring
81160	310585	O-Ring
12590	313178	Pump Plate
80220	314491	O-Ring
89760	379475	Impeller
86100	907774	Seal
82520	910238	O-Ring
12390	983298	Pump Housing

100-260 Sterndrives  
(1962-1985)

### No. 12191

IMPELLER REPAIR KIT  
OEM: N/A



#### Kit Contains:

EWS	OEM	ITEM
82100	310584	O-Ring
81160	310585	O-Ring
12590	313178	Pump Plate
80220	314491	O-Ring
89760	379475	Impeller
86100	907774	Seal
82520	910238	O-Ring

100-260 Sterndrives  
(1962-1985)

### Sea Water Pump Kit Components

#### No. 86100

DRIVE SHAFT SEAL  
OEM: 907774



#### No. 12390

WATER PUMP HOUSING  
OEM: 983298



#### No. 82520

WATER PUMP O-RING  
OEM: 308928



#### No. 89760

IMPELLER  
OEM: 777130



#### No. 12590

WATER PUMP PLATE  
OEM: 313176



#### No. 22410

OEM: 909753  
Low Profile Shaft  
(1973-1985)



#### No. 22411

OEM: 908087  
High Profile Shaft  
(1973-1977)



#### No. 89595

KEY  
OEM: 308928



#### No. 80220

O-RING  
OEM: 314491






# OMC & Volvo Penta

## SEA WATER PUMP - VOLVO AQ

### Gasoline Engines

**No. 15120**

OEM: 857451



Volvo AQ



**No. 89623**

OEM: 21951348



Volvo AQ (For No. 15120)



**No. 89310**

OEM: 21213664



**No. 89520**

OEM: 875808

Jabsco  
673-0001  
Johnson  
09-1026B



**No. 89530**

OEM: 875575

Jabsco  
4568-0001  
Johnson  
09-801B



**No. 89540**

OEM: 875811,  
3862281,3862567  
Jabsco1210-0001  
Johnson09-1027B



**No. 89620**

OEM: N/A  
Includes:  
No. 89610



**No. 89610**

OEM: 835512, 3854286




**No. 89621**

OEM: N/A  
Includes:  
No. 89611



**No. 89611**

OEM: 835874



### Diesel Engines

**No. 89510**

OEM: 875807  
Jabsco 863-0001  
Johnson 09-806B



**No. 89513**

OEM: 875583



**No. 89550**

OEM: 875593  
Jabsco 920-0001  
Johnson 09-1028B



**No. 89560**

OEM: 875660  
Jabsco 836-0001  
Johnson 09-1029B



### Sea Water Pump Drives

**No. 12850**

OEM: 831009, 806256



AQ120, 120B, 125, 130, 131, 140A, 145,  
151, 165, 170, 171, 230A, 250A, 251A  
MD3B, 17C, D; MD 21A, MD 21B

**No. 12851**

OEM: 829433



MD 30A, MD 40A

**No. 12852**

OEM: 858467



MD 31, MD 41

# OMC & Volvo Penta

## RECIRCULATING WATER PUMPS

### *New EWS Water Pump Features:*

- Machined brass impeller, bi-directional and balanced
- Stainless steel seal cup and spring
- Stainless banded ceramic seal seat
- Stainless steel backing plate
- Epoxy painted pump housing

#### **No. 15100**

OEM: 986779, 3854017

Chevrolet L4 & L-6 Cyl.  
Inline Marine Engines

153 CID-2.5L  
181 CID-3.0L  
250 CID-4.0L



#### **No. 15201**

OEM: 3853850

**NEW STYLE**

Chevrolet V6 & V8  
Small Block Marine Engine

229 CID-3.8L  
262 CID-4.3L  
305 CID-5.0L  
350 CID-5.7L



Fits Both Metal & Composite  
Timing Chain Cover

#### **No. 15301**

OEM: 3855991

**NEW STYLE**

Chevrolet V8  
Big Block Marine Engine

454 CID-7.4L  
502 CID-8.2L

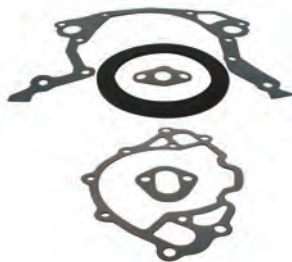


Fits Both Tin & Aluminum  
Timing Chain Cover

## RECIRCULATING WATER PUMP GASKETS

#### **No. 39750**

OEM: N/A



Ford 302 & 351

#### **No. 31900**

OEM: N/A



Ford 302-351

#### **No. 31350**

OEM: N/A



L4 & L6 Cyl. Inline Chevy  
(For No. 15100)

#### **No. 32690**

OEM: N/A



454-502 Chevy  
(For No. 15301)

#### **No. 30231**

OEM: N/A



V6, 305-350 Chevy  
(For No. 15201)

#### **No. 31380**

OEM: N/A



V6, 305-350 Chevy  
(For No. 15201)

#### **No. 31770**

OEM: N/A



454-502 Chevy  
(For No. 15301)



# OMC & Volvo Penta

## THERMOSTATS & KITS

**No. 13020**

THERMOSTAT  
OEM: 3853983

140°



See Quick Reference Guide  
for Specific Models

**No. 13028**

THERMOSTATKIT  
OEM: N/A

140°



**Kit Contains:**  
13020 Thermostat  
31560 Gasket  
82200 O-Ring



7.4 - 8.1

**No. 13030**

OEM: 876305

140°



(1993 & Before)

**No. 13381**

OEM: 876305, 875794

140°

**Kit Contains:**  
13030 Thermostat  
35060 Gasket  
35160 Gasket  
35170 Gasket  
82200 O-ring



(1993 & Before)

**No. 13022**

THERMOSTAT  
OEM: 3587597

150°



See Quick Reference Guide  
for Specific Models

**No. 13025**

THERMOSTATKIT  
OEM: N/A

150°












**Kit Contains:**  
13022 Thermostat  
31560 Gasket  
82200 O-Ring



4.3, 5.0 & 5.7

# OMC & Volvo Penta

## THERMOSTATS & KITS

<p><b>No. 13070</b> 160° THERMOSTAT OEM: 3853799</p>  <p>All OMC and Volvo 4-Cyl. Chevy (1980 &amp; Up)</p>	<p><b>No. 13440</b> 160° THERMOSTATKIT OEM: N/A</p> <p><b>Kit Contains:</b> 13070 Thermostat 33440 Gasket 34260 Gasket</p>  <p>All OMC and Volvo 4-Cyl. Chevy (1980 &amp; Up)</p>	<p><b>No. 13441</b> 160° THERMOSTATKIT OEM: N/A</p> <p><b>Kit Contains:</b> 13070 Thermostat 82180 O-ring</p>  <p><b>NEW</b></p>
<p><b>No. 13060</b> 160° THERMOSTAT OEM: 383307</p>  <p>All OMC (Up to 1993) (except the 1980 and newer 4-Cyl. Chevy)</p>	<p><b>No. 13430</b> 160° THERMOSTATKIT OEM: N/A</p> <p><b>Kit Contains:</b> 13060 Thermostat 33440 Gasket 34260 Gasket 35060 Gasket 82200 O-Ring</p>  <p>All OMC (Up to 1993) (except the 1980 and newer 4-cyl. Chevy)</p>	
<p><b>No. 13060</b> 160° THERMOSTAT OEM: 383307, 3856961</p>  <p>All OMC and Volvo (1994 &amp; Up) (except the 4-Cyl. Chevy)</p>	<p><b>No. 13065</b> 160° THERMOSTATKIT OEM: N/A</p> <p><b>Kit Contains:</b> 13060 Thermostat 82200 O-Ring 82290 O-Ring</p>  <p><b>NEW</b></p>	<p><b>No. 13431</b> 160° THERMOSTATKIT OEM: N/A</p> <p><b>Kit Contains:</b> 13060 Thermostat 31560 Gasket 82200 O-Ring</p>  <p>All OMC and Volvo (1994 &amp; Up) (except the 4-cyl. Chevy)</p>
<p><b>No. 13041</b> 160° THERMOSTAT OEM: 3831426</p>  <p><b>NEW</b></p>	<p><b>No. 13045</b> 160° THERMOSTATKIT OEM: N/A</p> <p><b>Kit Contains:</b> 13041 Thermostat 31560 Gasket</p>  <p><b>NEW</b></p>	

# OMC & Volvo Penta

## THERMOSTAT GASKETS & HOUSING

**No. 33440**

OEM: 314809,  
3852127



**No. 34260**

OEM: 313416,  
3852120



For L4 & L6 Inline Chevy

**No. 33840**

OEM: 310913



**No. 35160**

OEM: 835581



**No. 35170**

OEM: 856004



**No. 30500**

THERMOSTAT  
HOUSING  
TO INTAKE  
MANIFOLD  
GASKET



For Ford 302/351

**No. 35070**

THERMOSTAT  
HOUSING  
TO INTAKE  
MANIFOLD GASKET  
OEM: 835645

**No. 35060**

THERMOSTAT HOUSING TO  
INTAKE MANIFOLD GASKET  
OEM: 835417, 312797, 3701777GM



**No. 31560**

THERMOSTAT HOUSING  
TO INTAKE MANIFOLD GASKET  
OEM: 3852111



with Brass Rivets

**No. 31340**

THERMOSTAT HOUSING  
TO CYLINDER HEAD  
OEM: 311069, 3789161GM



For L4 & L6 Inline Chevy

**No. 82180**

O-RING  
OEM: 3856537

**No. 82200**

O-RING  
OEM: 3852071, 307239



**No. 82240**

O-RING  
OEM: 983944, 302588



### THERMOSTAT HOUSING

**No. 22600**

OEM: 986292, 987716, 3850360



Fits Chevy V6 & V8 (1979 & Up)

### WATER HEATER / CABIN HEATER FITTING KIT

**No. 22601**

OEM: 3856265



Fits: 4.3L, 4.3HO, 5.0L, 5.0L EFI, 5.0HO, 5.7L, 5.7LE, 5.8L, 5.8L EFI, 5.8L KING EFI, Model 350, 351, 351 King EFI, 454, 454HO, 502 OMC King Cobra.

# Section 11

## OMC & Volvo Penta Internal Exhaust Hose, Exhaust Gaskets & Flapper Valves

*Exhaust Manifold Gasket Kits* ..... 112

*Exhaust Manifold-to-Engine Gaskets* ..... 113

*Exhaust Manifold-to-Riser Gaskets* ..... 114

*Exhaust Manifold End Cap Gaskets*..... 114

*Internal Exhaust Hose* ..... 115

*Exhaust Flappers for Exhaust Tips*..... 115






# OMC & Volvo Penta

## EXHAUST MANIFOLD GASKET KITS

### No. 39910


OEM: N/A



Chevy V8 5.0L/305CI, 5.7L/350CI  
OMC (1977-1998), Volvo (1994 & Up)

### No. 39775

OEM: N/A



Chevy V8 5.0L/305CI, 5.7L/350CI  
Volvo (1993 & Below)

### No. 39773

OEM: N/A



Chevy V6 4.3L/262CI  
OMC (1991-1998), Volvo (1992 & Up)

### No. 39774

OEM: N/A



Chevy V6 4.3L/262CI  
Volvo (1991 & Below)

### No. 39940

OEM: N/A



Chevy V8 7.4L/454CI, 8.2L/502CI  
OMC & Volvo (1990 & Up)

### No. 39800

OEM: N/A



Ford V8 7.5L/460CI  
OMC (1987-1990)

### No. 39920

OEM: N/A



Ford V8 5.0L/302CI, 5.8L/351CI  
OMC (1977-1996), Volvo (1994-1996)

### No. 39776


OEM: N/A



Ford 4-Cyl., 2.3L  
OMC (1987-1990)

### No. 39771


OEM: N/A



Chevy 4-Cyl., 3.0L/181CI  
OMC (1990-1998), Volvo (1993 & Up)

### No. 39780

OEM: N/A




Chevy 4-Cyl., 2.5L/153CI/100HP/120HP  
OMC (1965-1985)

### No. 39770

OEM: N/A

Includes 33570 gasket




Chevy 4-Cyl., 2.5L/153CI/120HP, 3.0L/181CI/140HP  
OMC (1985-1990)

### No. 39790

OEM: N/A













Includes 31570 gasket



Chevy 4-Cyl., 3.0L/181CI/140HP  
OMC (1973-1984)

# OMC & Volvo Penta

## EXHAUST MANIFOLD GASKETS

<p><b>No. 31100</b> OEM: 856034, 3852468</p>  <p>Chevy 305 5.0L &amp; 350 5.7L</p>	<p><b>No. 31101</b> OEM: BARR STYLE CHV-47-0000</p>  <p>Chevy 305/350</p>	<p><b>No. 32170</b> OEM: 856116, 3853412</p>  <p>Chevy V6 229 3.8L &amp; 262 4.3L</p>
<p><b>No. 33760</b> OEM: 3852472</p>  <p>Chevy V8 454-7.4L</p>	<p><b>No. 33790</b> OEM: 3852455</p>  <p>Ford 302 5.0L &amp; 351 5.8L</p>	<p><b>No. 31710</b> OEM: 912405</p>  <p>Ford 460 7.5L</p>
<p><b>No. 33780</b> OEM: 913393</p>  <p>Ford 140-2.3L</p>	<p><b>No. 31440</b> OEM: 907932</p>  <p>Chevy Inline L6 250CI/165HP</p>	<p><b>No. 31550</b> OEM: 311068</p>  <p>Chevy 4-Cyl. 153CI/2.5L/120HP</p>
<p><b>No. 31570</b> OEM: 908079 Large Port</p>  <p>Chevy 4-Cyl. 181CI/3.0L/140HP</p>	<p><b>No. 33570</b> OEM: 912164 Large Port</p>  <p>Chevy 4-Cyl. 153-2.5L/181-3.0L</p>	<p><b>No. 33580</b> OEM: 3853256 Small Port</p>  <p>Volvo &amp; OMC 3.0 HO (1991 &amp; Up) Chevy 181 3.0L</p>



# OMC & Volvo Penta

## OMC EXHAUST GASKETS

### No. 33810

GASKET - MANIFOLD TO RISER  
OEM: 3850496



V6 & V8  
(1977-1998)

### No. 33820

GASKET - MANIFOLD TO RISER  
OEM: 910113



V6 3.8L

### No. 33030

GASKET - MANIFOLD TO RISER  
OEM: 912477



4-Cyl. 2.3L

### No. 33770

MANIFOLD TO RISER  
OEM: 3850495



### No. 33330

FRONT END CAP  
OEM: 311121



2.5L/153CI/120HP  
3.0L/181CI/140HP

### No. 32580

REAR END CAP  
OEM: 907761

### No. 32980

EXHAUST ELBOW & FRONT END CAP  
OEM: 908935



### No. 33340

FRONT END CAP  
OEM: 311130



### No. 32990

MANIFOLD END CAP  
OEM: 907775



### No. 33920

MANIFOLD END CAP  
OEM: 311552



### No. 33930


MANIFOLD END CAP  
OEM: 907764



## VOLVO EXHAUST GASKETS

### No. 35080

GASKET - MANIFOLD TO RISER  
OEM: 857618



AQ V6/V8  
(1993 & Before)

### No. 33810

GASKET - MANIFOLD TO RISER  
OEM: 909786, 3850496



V6 & V8 SX  
(1994 & Up)

### No. 33770

GASKET - MANIFOLD TO RISER  
OEM: 3850495



Chevy 3.0L/181CI

### No. 37100

GASKET - MANIFOLD TO ENGINE  
OEM: 855967 (4)



4-Cyl. SOHC Engines  
AQ 120, 125, 131, 140,  
145, 151, 230, 250

### No. 35030

GASKET - MANIFOLD END CAP  
OEM: 856036



Inline L6 AQ165, AQ170

### No. 35040

GASKET - REAR EXHAUST OUTLET  
OEM: 831480



# OMC & Volvo Penta

## INTERNAL EXHAUST HOSE

### Upper Exhaust Hoses

#### No. 89220

EXHAUSTHOSE - UPPER  
OEM: 912374

3-1/2" x 4-1/2"



5.0/5.8 Ford (1989-1990),  
5.7 (1986 late models)  
5.7 (1987-1988), 7.5 460 (1987)

#### No. 89227

EXHAUSTHOSE - UPPER  
OEM: 834751

3-3/4" x 3-3/4"



V6 AQ175, AQ205, AQ430A/B,  
AQ432 & AQ434 (1993 & Before),  
5.0/5.7L 305/350 V8 (1993 & Before)



#### No. 89224

EXHAUSTHOSE - UPPER  
OEM: 3852696

4" x 4"



4.3 (1991), 5.0/5.8 Ford (1991),  
5.7LE (1990-1991), 7.5 460 (1988-1989),  
All "Cone Clutch" (1990-1991)

### Lower Exhaust Hoses

#### No. 89222

EXHAUSTHOSE - LOWER  
OEM: 3852741

3-1/2" x 3-1/2"



2.5 (1986), 3.0 (1986-1991),  
2.3 (1989-1990), 4.3 (1990-1991),  
5.0/5.8 Ford (1991), 5.7 (1986 early model)

#### No. 89230

EXHAUSTHOSE - LOWER  
OEM: 3852742

3-1/2" x 3-1/2"



2.3 (1987-1988), 4.3 (1987-1989),  
5.0/5.8 Ford (1989-1990), 5.7 (1986 late model),  
5.7 (1987-1991), All "Cone Clutch" (1990-1991),  
350/454/454HO/460 King 5.7LE (1990-1991)

## EXHAUST FLAPPER VALVES

#### No. 89240

3 INCH  
OEM: 34765A1  
(with Clamps)



3 Inch

#### No. 89250

4 INCH  
OEM: 12644A1  
(with Clamps)



4 Inch

#### No. 89260

5 & 6 INCH  
OEM: N/A  
(with Clamps)



5 & 6 Inch



# Section 12

## OMC & Volvo Penta Fuel Pumps, Filters & Carburetor Parts

<i>Water/Fuel Separator Bracket Diagram</i> .....	118
<i>Water/Fuel Separator Brackets</i> .....	119
<i>Water/Fuel Separator Filters</i> .....	119
<i>Water/Fuel Separator Kits</i> .....	120
<i>Fuel Filters</i> .....	121
<i>Carburetor Kits (Rochester &amp; Holley)</i> .....	122
<i>Carburetor Kits (Volvo &amp; Carter)</i> .....	123
<i>Brass Floats, Carburetor Needle &amp; Seat</i> .....	123
<i>Carburetor Kits Application</i> .....	124
<i>Carburetor Mounting Gaskets</i> .....	125
<i>Fuel Pump &amp; Fuel Pump Gaskets</i> .....	125

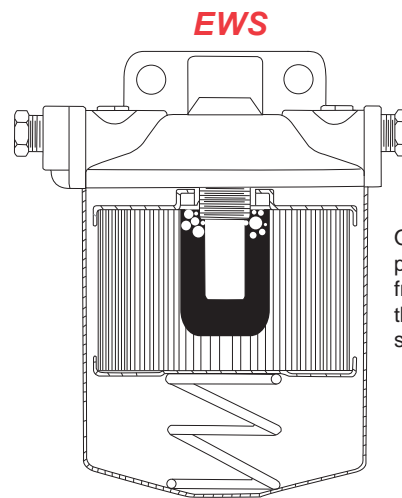
# OMC & Volvo Penta

## ***ELIMINATE FUEL STARVATION WITH EWS's LOW PICK-UP WATER/FUEL SEPARATOR MOUNTING BRACKET***

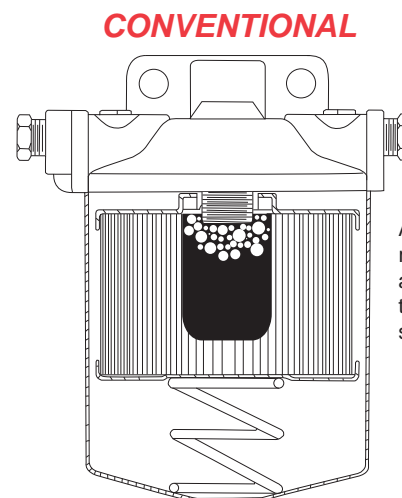
Engine compartment temperatures can soar on hot summer days creating high gasoline temperatures. High temps and agitation caused by rough seas can aerate the gasoline in the water/fuel separator filter turning it into foam. A fuel pump can't pull aerated gasoline from the water/fuel separator and deliver it to the carburetor or fuel rail efficiently. The engine will show signs of gasoline starvation (lean) at high speeds, a situation very similar to vapor lock.

Because this aerated gasoline rises to the top of the water / fuel separating filter, EWS has introduced a filter mounting bracket with a fuel pick-up extending deeper into the filter. Through extensive research and testing the EWS engineers have found the optimum location for the fuel pick-up. The deeper location is low enough to be free of aerated gasoline but high enough to be free of the water in the bottom of the separator.

The deeper fuel pickup is only found on the new EWS water/fuel separator mounting bracket kits. It might solve some of those mysterious fuel delivery problems your engine may be experiencing!



Our design prevents air from entering the fuel system.



Air molecules rise to top and into the fuel system.

---

**\*For trouble free boating always remember to replace your water/fuel separating filter after every 50 hours of engine operation!**

---



# OMC & Volvo Penta

## HOW TO CHOOSE THE CORRECT WATER/FUEL SEPARATOR

Water/Fuel Separators are categorized by their capacity to filter different sized dirt particles. Rated in Microns, (each micron is one millionth of an inch in diameter) marine filters will normally be available with elements capable of filtering 2 micron particles, 10 micron particles, or 28 micron particles. A marine filter capable of filtering 2 micron particles will clean the fuel more efficiently than a 28 micron filter but will be more restrictive to fuel flow. The 2 micron filter will also become dirty sooner and will need replacement more often.

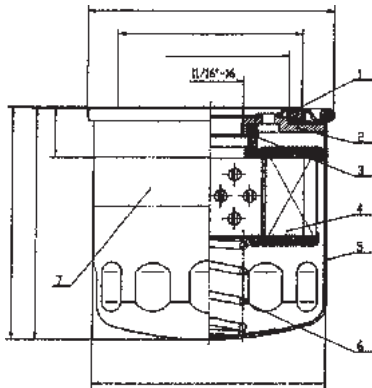
Fuel flow is rated in Gallons Per Hour (GPH). A typical 350/5.7L inboard engine will require 27 GPH at 4,800 rpm, a 454/7.4L inboard engine will require 37 GPH at 4,800 rpm. Selecting a fuel/water separating filter should be based on the amount of fuel the engine requires in GPH at wide open throttle.

A 2 micron fuel filter is generally too restrictive for the average four stroke inboard engine and may separate the

oil from the fuel in two stroke outboard engines. For this reason EWS sells only the 10 and 28 micron fuel filters.











The 28 micron filter is the most common size fuel filter in the marine industry and is the standard replacement filter for all two stroke and four stroke marine engines. The EWS 28 micron filter exceeds all engine manufacturers' specifications for particulate filtering, water separating and fuel flow.

The EWS 10 micron filter will provide exceptional filtering and only moderate fuel pressure loss. When used with sufficient sized fuel lines it will flow enough fuel for inboard engines up to 550 horsepower. It will **not** separate the oil from the gasoline on a two stroke outboard equipped boat. Because a 10 micron filter clogs faster than a 28 micron filter EWS recommends it only for boaters who are vigilant in replacing the water/fuel separator filter at regular intervals.



### EWS Fuel Filter Features

- \* 28 or 10 micron filter paper shaped into 70 pleats total 327 sq. in. filtration. The largest filtering capability in the aftermarket. (4)
- \* BWG #11 heavy duty spring (6).
- \* Gasoline resistant rubber seals (1) (3).
- \* Oxidizing treatment inside powder coated outside for corrosion protection (5).
- \* Minimum 196N.m. torque strength between adapt plate and canister (2).
- \* Will not separate 2 cycle oil from gasoline!

SUS316 STAINLESS STEEL BRACKETS		TRANSLUCENT RED STAINLESS STEEL BRACKETS		DIE CAST ALUMINUM BRACKETS	
<b>No. 25010</b> w/ 2 brass plugs 2 extension tubes  1/4" NPTF Ports (2 inputs & 2 outputs)	<b>No. 25030</b> w/ 2 brass plugs 2 extension tubes  3/8" NPTF Ports (2 inputs & 2 outputs)	<b>No. 25011</b> w/ 2 brass plugs 2 extension tubes  <b>NEW</b> 1/4" NPTF Ports (2 inputs & 2 outputs)	<b>No. 25031</b> w/ 2 brass plugs 2 extension tubes  <b>NEW</b> 3/8" NPTF Ports (2 inputs & 2 outputs)	<b>No. 25000</b> w/ 2 brass plugs 2 extension tubes  1/4" NPTF Ports (2 inputs & 2 outputs)	<b>No. 25020</b> w/ 2 brass plugs 2 extension tubes  3/8" NPTF Ports (2 inputs & 2 outputs)
<b>No. 24942</b> WATER SEPARATOR FUEL FILTER OEM: N/A  10 micron Height 4-7/16"	<b>No. 24940</b> WATER SEPARATOR FUEL FILTER OEM: N/A  28 micron Height 4-7/16"	<b>No. 24941</b> WATER SEPARATOR FUEL FILTER OEM: N/A  28 micron Height 3-3/4"	<b>No. 24930</b> WATER SEPARATOR FUEL FILTER OEM: OMC 502905  28 micron Height 4-7/16"		

# OMC & Volvo Penta

## WATER SEPARATING FUEL FILTER KITS

### With Stainless Steel Bracket

#### No. 24956

(24940+25010)  
OEM: N/A

28 Micron

ø 1/4" NPTF Ports  
Flow: 50 GPH  
with 2 brass plugs & 2 extension tubes



#### No. 24958

(24940+25030)  
OEM: N/A

28 Micron

ø 3/8" NPTF Ports  
Flow: 75 GPH  
with 2 brass plugs & 2 extension tubes



#### No. 24957

(24942+25010)  
OEM: N/A

10 Micron

ø 1/4" NPTF Ports  
Flow: 50 GPH  
with 2 brass plugs & 2 extension tubes



#### No. 24959

(24942+25030)  
OEM: N/A

10 Micron

ø 3/8" NPTF Ports  
Flow: 75 GPH  
with 2 brass plugs & 2 extension tubes



### With NEW! Translucent Red Stainless Steel Bracket

#### No. 24960

(24940+25011)  
OEM: N/A

28 Micron

ø 1/4" NPTF Ports  
Flow: 50 GPH  
with 2 brass plugs & 2 extension tubes



#### No. 24962

(24940+25031)  
OEM: N/A

28 Micron

ø 3/8" NPTF Ports  
Flow: 75 GPH  
with 2 brass plugs & 2 extension tubes



### With Die Cast Aluminum Bracket

#### No. 24950

(24940+25000)  
4-7/16" Filter Height

28 Micron

**No. 24951**  
(24941+25000)  
3-3/4" Filter Height  
ø 1/4" NPTF Ports  
Flow: 50 GPH  
with 2 brass plugs & 2 extension tubes



#### No. 24953

(24940+25020)  
OEM: N/A

28 Micron

ø 3/8" NPTF Ports  
Flow: 75 GPH  
with 2 brass plugs & 2 extension tubes



#### No. 24952

(24942+25000)  
OEM: N/A

10 Micron

ø 1/4" NPTF Ports  
Flow: 50 GPH  
with 2 brass plugs & 2 extension tubes



#### No. 24954

(24942+25020)  
OEM: N/A

10 Micron

ø 3/8" NPTF Ports  
Flow: 75 GPH  
with 2 brass plugs & 2 extension tubes



# OMC & Volvo Penta

## FUEL FILTERS & KITS

### No. 24841

CARB FUEL FILTER  
WITH GASKETS  
OEM: 908034



### No. 24980

CARB FUEL FILTER  
OEM: 983870



### No. 24970

CARB FUEL FILTER  
OEM: 984491



### No. 24850

FUEL PUMP FILTER KIT  
OEM: 509263



### No. 24900

WATER/FUEL SEPARATOR  
CANNISTER STYLE KIT  
OEM: 981920



### No. 24901

WATER/FUEL SEPARATOR  
CANNISTER ONLY  
OEM: 981911



### No. 24910

WATER/FUEL SEPARATOR  
CANNISTER STYLE  
OEM: 982230



## OMC CARBURETOR FUEL FILTER APPLICATION GUIDE

Models / Description	Years	EWS No.
2.3L	1987	24970
2.3L, 4-Cyl. Ford, Holley 2-barrel	1987-1991	24970
120 HP, 140 HP	1973-1981	24841
2.5L, 153 C.I., 120 HP Rochester 2-barrel	1972-1986	24840
2.5L	1982-1956	N.L.A.
3.0L, 181 C.I., 140 HP Rochester 2-barrel	1973-1990	24840
3.0L, 181 C.I., 4-Cyl. Chevy, Holley 2-barrel	1991-1998	24970
165 HP, Inline 6-Cyl., Rochester 2-barrel	1972-1976	24840
3.8L, 229 C.I., V6 Rochester 2-barrel	1982-1985	24970
3.8L, 229 C.I., V6 Rochester 4-barrel	1982-1983	24980
4.3L, 262 C.I., V6 Rochester 2-barrel	1985	24970
4.3L, 262 C.I., V6 Rochester 4-barrel	1985-1989	24980
5.0L, 307 C.I., V8 Rochester 2-barrel	1975-1976	24970
5.0L, 307 C.I., V8 Rochester 4-barrel	1975-1976	24980
5.0L, 305 C.I., V8 Rochester 2-barrel	1978-1985	24970
5.7L, 350 C.I., V8 Rochester 4-barrel	1978-1989	24980
V8 Chevy with Holley 4-barrel	1990-1998	24970
V8 Ford with Holley 4-barrel	1990-1996	24970



# OMC & Volvo Penta

## CARBURETOR KITS

### Rochester Carburetors

**No. 76111**

OEM: 380186



Rochester 1 Barrel

**No. 76120**

OEM: OMC 984487,  
VOLVO 841994



Rochester 2 Barrel

**No. 76068**


OEM: 982384



Rochester 2 Barrel

**No. 76150**

OEM: OMC 983864,  
VOLVO 834985



Rochester 4 Barrel (1977-1989)

### Holley Carburetors

**No. 76081**

OEM: 982538



Holley 2 Barrel

**No. 76088**

OEM: 985052



Holley 4 Barrel, 302 / 351 / 460, (1978-1998)

**No. 76096**

OEM: 982539



Holley 4 Barrel, 351 Ford (1975-1977)

**No. 76104**

OEM: N/A



Holley 4 Barrel, 740A / M55A

# OMC & Volvo Penta

## CARBURETOR KITS, BRASS FLOATS, NEEDLE & SEAT

### Volvo Engine 1-Barrel Carburetors

**No. 76101**

OEM: 841836, 841292  
Solex



AQ115AB, 125AB, 130CD, AQ131ABCD, 145AB,  
AQ151ABC, 171AC, BB115BC, 145A

**No. 76103**

OEM: N/A



AQ80

**No. 76102**

OEM: 841293



AQ120B, 140A, BB140A

**No. 76108**

OEM: 875407



AQ120, AQ130A, B, BB115A

### Carter Carburetors

**No. 76082**

OEM: 979719

Carter 1 Barrel



### Rochester Carburetor Floats

**No. 77210**

OEM: 1397-2610



Rochester 1 Barrel

**No. 77200**

OEM: 841634



Rochester 2 Barrel

### Needle & Seat - All Quadrajets

**No. 40760**

OEM: N/A



All Quadrajets

**No. 77220**

OEM: N/A



Rochester 4 Barrel  
V8 305, 307, 350, 454CID

**No. 77230**

OEM: N/A



Rochester 2 Barrel  
AQ175A, 200DF, 500A

# OMC & Volvo Penta

## OMC CARBURETOR KIT APPLICATIONS

Model	Years	Mfg. Code	Carb. Model	Carb. Kit	Float	Model	Years	Mfg. Code	Carb. Model	Carb. Kit	Float
80	1968-1969	R2	2GC	76068	77200	260	1979-1989	R4	4MV	76150	77220
90	1970-1971	R2	2GC	76068	77200	290 JET	1974-1975	R4	4MV	76160	77220
100	1972-1973	C1	RBS	76082	-	2.3 L	1987-1989	R2	2GE	76120	77200
110	1964	R1	BC	76111	77210	2.5L	1982-1985	R2	2GC	76075	77200
120	1965-1971 (Dual carb)	C1	RBS	76082	-	2.5L	1986-1990	R2	2GE	76120	77200
						2.5L	1986	R2	2GC	76068	77200
120	1972-1985	R2	2GC	76075	77200	3.0L	1982-1990	R2	2GC	76068	77200
140	1973-1985	R2	2GC	76068	77200	3.8L	1979-1985	R2	2GE	76120	77220
150	1964-1965	R1	BC	76111	77210	4.3L	1986-1989	R2	2GE	76120	77200
155	1967-1972	R2	2GC	76075	-	4.3L	1979-1989	R4	4MV	76150	77220
165	1972-1976	R2	2GC	76068	77200	4.3/262	1989	R2	2GE	76120	77200
170	1974	H2	2300	76081	-	5.0L(GM)	1979-1985	R2	2GE	76120	77200
175	1975-1977	H2	2300	76081	-	5.0L(GM)	1979-1989	R4	4MV	76150	77220
185	1978-1981	R2	2GE	76120	77200	5.0L(Ford)	1989	H2	2300	76081	-
185	1989	H2	2300	76081	-	5.7L	1979-1989	R4	4MV	76150	77220
190	1974-1977	H2	2300	76081	-	5.8L	1989	H4	-	76088	-
200	1966-1968	R2	2GC,V	76075	-	7.5L	1987-1988	H4	-	76088	-
200	1979-1985	R2	2GE	76120	77200	305 C.I.I./B	1977-1979	R2	2GE	76120	77200
200	1989	H2	2300	76081	-	305 C.I.I./B	1977-1978	R4	4MV	76150	77220
210	1968-1972	R4	4MV	76160	77220	305 C.I.I./B	1979-1983	R4	4MV	76150	77220
215	1971	R4	4MV	76160	77220	305 C.I.I./B	1979-1983	R4	4MV	76150	77220
225	1972-1976	R4	4MV	76160	77220	350	1988-1989	R4	4MV	76150	77220
230	1975-1976	R4	4MV	76160	77220	350	1988	R2	2GE	76120	77200
230	1979-1989	R4	4MV	76150	77220	454 C.I.I./B	1977-1978	R4	4MV	76160	77220
235	1975-1977	H4	4160	76096	-	460 C.I.	1987-1988	H4	-	76088	-
235	1989	H4	-	76088	-						
240	1978	H4	-	76088	-						
245	1972-1975	R4	4MV	76160	77220						
250	1970-1974	R4	4MV	76160	77220						
250	1979	H4	-	76088	-						
260	1975-1976	R4	4MV	76160	77220						



# OMC & Volvo Penta

## CARBURETOR MOUNTING GASKETS

<p><b>No. 30361</b> OEM: N/A</p>  <p>Holley 4 Barrel</p>	<p><b>No. 31540</b> OEM: N/A</p>  <p>Rochester 4 Barrel</p>	<p><b>No. 30380</b> OEM: N/A</p>  <p>Rochester 4 Barrel</p>	
<p><b>No. 32970</b> OEM: 311555</p> 	<p><b>No. 30580</b> OEM: N/A</p>  <p>Holley 2 Barrel</p>	<p><b>No. 31660</b> OEM: N/A</p>  <p>Rochester 2 Barrel</p>	
<p><b>No. 32130</b> OEM: N/A</p>  <p>Holley 4 Barrel</p>	<p><b>No. 32140</b> OEM: N/A</p>  <p>Holley 2 Barrel</p>	<p><b>No. 32180</b> OEM: N/A</p>  <p>Rochester 2 Barrel</p>	
<p><b>No. 30381</b> INSULATING GASKET 1/4" THICK OEM: 908765</p>  <p>Rochester 4 Barrel</p>	<p><b>No. 31740</b> INSULATING GASKET 1/4" THICK OEM: 909758</p>  <p>Rochester 2 Barrel</p>	<p><b>No. 34700</b> OEM: 315055</p> 	<p><b>No. 30382</b> OEM: 3853283</p> 
<h3>FUEL PUMP</h3>		<h3>FUEL PUMP GASKETS</h3>	
<p><b>No. 77104</b> OEM: 986357</p>  <p>7.4 / 8.2L, 454 / 502 CID, V8 (1990)</p>		<p><b>No. 31360</b> OEM: 3705042</p>  <p>Chevy V8</p>	<p><b>No. 31700</b> OEM: 27-42457</p>  <p>Chevy V6</p>
		<p><b>No. 31800</b> OEM: 27-72805</p>  <p>Ford V8</p>	<p><b>No. 32750</b> OEM: 27-34898</p>  <p>Chevy 305/350</p>



# Section 13

---

## OMC & Volvo Penta Ignition & Electrical

<i>Ignition - Prestolite &amp; Delco Complete Tune-Up Kits</i> .....	128
<i>Ignition - Prestolite &amp; Delco Tune-Up Kits</i> .....	128
<i>Ignition - Delco, Ford, Prestolite Cap &amp; Rotor Kits</i> .....	128
<i>Ignition Components - Distributor Caps</i> .....	129
<i>Ignition Components - Rotors, Condensers &amp; Points</i> .....	130-131
<i>Volvo 4-Cyl. &amp; L6-Cyl. Ignition Components Application</i> .....	131
<i>Ignition Coils, Pick-Up Coil Sensors &amp; Oil Filled Coils</i> .....	132
<i>Ignition Components Application</i> .....	133-134
<i>Electronic Ignition Distributor Parts Application</i> .....	134
<i>Voltage Regulators, Power Trim Relays &amp; Solenoid</i> .....	135
<i>Voltage Regulators &amp; Solenoid Application</i> .....	135

# OMC & Volvo Penta

## IGNITION - TUNE-UP KITS

### Prestolite Complete Tune-Up Kits

**No. 71750**  
(72650 + 71600)



V6, 4.3L, 262 CID

**No. 71730**  
(72650 + 71560)



V8 (w/ Screw-down Cap)

**No. 71770**  
(72640 + 71550)



V8 (w/ Clip-on Cap)  
Strngrs(1974-82),Cobra7.5L(1987)

### Delco Complete Kit

**No. 71700**  
(72630 + 71520)



V8, 200 CID (1966-68)

### Prestolite Tune-Up Kits

**No. 72650**  
(71060 + 70010 + 70510)



V6, 3.8/4.3L, 229/262 CID &  
V8 (w/ Screw-down Cap)

**No. 72660**  
(71050 + 70010 + 70510)



V8 (w/ Clip-on Cap)

**No. 72640**  
(71030 + 70040 + 70540)



V8 (w/ Clip-on Cap)  
Strngrs(1974-82),Cobra7.5L(1987)

### Delco Tune-Up Kit

**No. 72630**  
(71010 + 70030 + 70580)



V8, 200 CID (1966-68)

### Delco, Ford, Prestolite Cap & Rotor Kits

**No. 71830**  
OEM: N/A

**Kit Contains:**

EWS ITEM  
71420 Cap  
71120 Rotor



4-Cyl. Delco EST Breakerless,  
3.0L, 181 CID

**No. 71820**  
OEM: N/A

**Kit Contains:**

EWS ITEM  
71410 Cap  
71110 Rotor



V6 Delco EST Breakerless,  
4.3L, 262 CID

**No. 71890**  
OEM: N/A

**Kit Contains:**

EWS ITEM  
71650 Cap  
71160 Rotor



V6 Delco EST Breakerless,  
4.3L, 262 CID

**No. 71810**  
OEM: N/A

**Kit Contains:**

EWS ITEM  
71400 Cap  
71100 Rotor



V8 Delco EST Breakerless,  
Chevy

**No. 71900**  
OEM: N/A

**Kit Contains:**

EWS ITEM  
71430 Cap  
71160 Rotor



V8 Delco EST Breakerless,  
5.0/5.7L Chevy

**No. 71850**  
OEM: N/A

**Kit Contains:**

EWS ITEM  
71640 Cap  
71140 Rotor



V8 Ford Breakerless,  
5.0/5.8L, 302/351 CID EFI

**No. 71880**  
OEM: N/A

**Kit Contains:**

EWS ITEM  
71560 Cap  
71060 Rotor



V8 Prestolite  
(Screw-down Cap)

# OMC & Volvo Penta

## IGNITION - COMPONENTS

### Distributor Caps

<p><b>No. 71580</b> OEM: 382133 omc 841244-7 volvo</p>  <p>Mallory V8 (Flat Cap Distributor)</p>	<p><b>No. 71600</b> OEM: 3853814 omc 841926-9 volvo</p>  <p>Prestolite V6 4.3L, 262 CID</p>	<p><b>No. 71560</b> OEM: 3853815</p>  <p>Prestolite V8 (Screw-down Cap)</p>	<p><b>No. 71550</b> OEM: N/A</p>  <p>Prestolite V8 Strngrs(1974-82) &amp; Cobra 7.5L(1987)</p>
<p><b>No. 71490</b> OEM: 870690-5</p>  <p>BOSCH 4-Cyl. (Volvo Engines w/ BOSCH Distributors)</p>	<p><b>No. 71460</b> OEM: 243658-2 Large Diameter: 3-3/16" I.D.</p>  <p>BOSCH L6-Cyl. (Inline Volvo Engines w/ BOSCH Distributors)</p>	<p><b>No. 71540</b> OEM: 380541</p>  <p>Delco 4-Cyl. 2.5/3.0L, 153/181 CID, 120/140 HP w/ Delco Points</p>	<p><b>No. 71530</b> OEM: 980152</p>  <p>Delco L6-Cyl. Inline 6-Cyl., 250 CID, 165 HP w/ Delco Points</p>
<p><b>No. 71420</b> OEM: 3854260 omc 3854260-1 volvo</p>  <p>4-Cyl. Delco EST Breakerless, 3.0L, 181 CID</p>	<p><b>No. 71410</b> OEM: 3854331 omc 3854331-0 volvo</p>  <p>V6 Delco ESI Breakerless, 4.3L, 262 CID</p>	<p><b>No. 71650</b> OEM: 3859019</p>  <p>V6 Delco EST Breakerless, 4.3L, 262 CID</p>	<p><b>No. 71520</b> OEM: 383587</p>  <p>V8 Delco 200 CID, (1966-68)</p>
<p><b>No. 71400</b> OEM: 3854548 omc 3854548-9 volvo</p>  <p>V8 Delco EST Breakerless, Chevy</p>	<p><b>No. 71430</b> OEM: 3858975</p>  <p>V8 Delco EST Breakerless, 5.0/5.7L Chevy</p>	<p><b>No. 71640</b> OEM: 3854217</p>  <p>V8 Ford Breakerless, 5.0/5.8L, 302/351 CID EFI Ford</p>	



# OMC & Volvo Penta

## IGNITION - COMPONENTS

### Rotors

#### No. 71000

OEM: 243903-2



BOSCH 4-Cyl. & L6-Cyl. (Small Dia. Cap)  
(Volvo Engines)

#### No. 71120

OEM: 986651 omc  
3854261-9 volvo



4-Cyl. Delco EST Breakerless,  
3.0L, 181 CID

#### No. 71020

OEM: 384735



Delco 4-Cyl. & L6-Cyl.  
2.5/3.0L, 153/181/250 CID,  
120/140/165 HP

#### No. 71060

OEM: 982880 omc  
855845-4 volvo



Prestolite V6 & V8  
V6, 3.8/4.3L, 229/262 CID &  
V8 (w/ Screw-down Cap)

#### No. 71050

OEM: 980892 omc  
834975-5 volvo



Prestolite V8  
(w/ Clip-on Cap)

#### No. 71030

OEM: N/A



Prestolite V8 (w/ Clip-on Cap)  
Stringers (1974-82), Cobra 7.5L (1987)

#### No. 71110

OEM: 3854311 omc  
3854311-2 volvo



V6 Delco EST Breakerless,  
4.3L, 262 CID

#### No. 71160

OEM: 3858977



V6 & V8 Delco EST  
Breakerless,  
4.3/5.0/5.7L, 262 CID

#### No. 71100

OEM: 3854549 omc  
3854549-7 volvo



V8 Delco EST Breakerless,  
Chevy

#### No. 71010

OEM: 381711



V8 Delco  
200 CID, (1966-68)

#### No. 71140

OEM: 3854218



V8 Ford Breakerless,  
5.0/5.8L, 302/351 CID EFI

### Condensers

#### No. 70580

OEM: 382136 omc  
835308-8 volvo



Mallory V8  
(Flat Cap & Standard Cap Distributor)

#### No. 70510

OEM: 980894 omc  
835704 volvo



Prestolite V6 & V8  
(Screw-down & Clip-on Cap Distributor)

#### No. 70540

OEM: N/A



Prestolite V8 (w/ Clip-on Cap)  
Stringers (1974-82), Cobra 7.5L (1987)

### Points

#### No. 70010

OEM: 980893



Prestolite V6 & V8  
(Screw-down & Clip-on Cap Distributor)

#### No. 70040

OEM: N/A



Prestolite V8 (w/ Clip-on Cap)  
Stringers (1974-82), Cobra 7.5L (1987)

#### No. 70020

OEM: 380538



Delco 4-Cyl. & L6-Cyl.  
2.5/3.0L, 153/181/250 CID,  
120/140/165 HP

# OMC & Volvo Penta

## IGNITION - COMPONENTS

Points Continued...

### No. 70030

OEM: 380543 omc  
818701-5 volvo



V8 Delco  
200 CID, (1966-68)

### No. 70082

OEM: 243799-4



BOSCH 4-Cyl.  
(Volvo Engines)

### No. 70100

OEM: 240149

TWO-PIECE



BOSCH 4-Cyl. & L6-Cyl. w/  
Small Dia. Cap (Volvo Engines)

## APPLICATION CHART - VOLVO 4-CYL & 6-CYL INLINE ENGINES

Description	Ignition Part	EWS No.	OEM No.
<b>4-Cyl. Pushrod Engines - AQ 115 &amp; AQ 130</b>			
One Piece Points / External Mounted Condenser Distributor	Points	<b>70082</b>	243799
	Condenser	-	-
	Cap	<b>71490</b>	870690
	Kit	-	-
Two Piece Points / Internal Mounted Condenser Distributor	Points	<b>70100</b>	240149
	Condenser	-	-
	Cap	-	-
	Kit	-	-
For All	Rotor	<b>71000</b>	243903
<b>4-Cyl. Single Overhead Cam Engines - AQ 120, 125, 131, 140, 141, 145 &amp; 151</b>			
For use with Screw Down Distributor Cap	Condenser	-	-
	Cap	-	-
	Rotor	<b>71000</b>	243903
	Kit	-	-
For use with Clip Down Distributor Cap	Condenser	-	-
	Cap	-	-
	Rotor	<b>71000</b>	243903
	Kit	-	-
For All	Points	<b>70082</b>	243799
<b>Inline 6-Cyl. Pushrod Engines - AQ 165 &amp; AQ 170</b>			
One Piece Points / For use with Small Cap Distributor	Points	-	-
Externally Mounted / For use with Small Cap Distributor	Condenser	-	-
For use with Small Diameter Cap	Rotor	<b>71000</b>	243903
Small Diameter Cap	Cap	-	-
Two Piece Points / For use with Internally Mounted Condenser	Points	<b>70100</b>	240149
One Piece Points / For use with Large Cap Distributor	Points	-	-
Internally Mounted / For use with Large Cap Distributor	Condenser	-	-
For use with Large Diameter Cap	Rotor	-	-
Large Diameter Cap	Cap	<b>71460</b>	243658

# OMC & Volvo Penta

## IGNITION COILS

### No. 72118

IGNITION COIL  
OEM: 3287677



AQ 171, AQ 251 (1988-92)

### No. 72110

OIL FILLED COIL  
OEM: 3853548



Used with  
Points Style Ignition

Resistor Wire or External Resistor

### No. 72122

IGNITION COIL  
OEM: 3861267



Volvo Penta 8.1 Gi - GSi - GXi

### No. 72115

OIL FILLED COIL  
OEM: 3852217



Used with Prestolite  
Breakerless Ignition

Use without External Resistor

### No. 72116

IGNITION COIL  
OEM: 3854161

For V8 Ford  
Breakerless Ignitions



OMC/Volvo with Ford 5.0L/302CI EFI  
& 5.8L/351CI EFI (1993-1996)

### No. 72117

OIL FILLED COIL  
OEM: N/A



Used with  
Points Style Ignition

Has Internal Resistor

### No. 72130

PICK-UP COIL SENSOR  
OEM: 3854001

For Delco EST  
Breakerless Ignitions



OMC/Volvo Chevrolet 4-Cyl. V6 & V8 Engines  
with Delco Breakerless Distributors

### No. 72140

PICK-UP COIL SENSOR  
OEM: 3854224



351 EFI King (1993-94), 5.0L EFI (1993-94),  
5.8L EFI King (1993), 5.8L EFI (1994)

# OMC & Volvo Penta

## IGNITION COMPONENTS APPLICATION

Model	Years	Cyl.	Distributor	Points	Condenser	Distrib. Cap	Rotor	Tune-Up Kit	Complete T-Up Kit
2.3L	1987-1990	4	(A)	-	70580	-	-	-	-
2.3L	1990	4	(B)	70010	70510	-	71060	72650	72650
2.5L	1981-1986	4	982351 (D)	-	-	71540	71020	-	-
3.0L	1982-1990	4	982351 (D, G)	-	-	71540	71020	-	-
3.8L	1981-1986	6	982846, 983203 (B, F)	70010	70510 (C)	71600	71060	72650	71750
4.3L	1985-1990	6	(B, F)	70010	70510 (C)	71600	71060	72650	71750
4.3L	1991-1992	6	986855 (B)	-	-	71600	71060	-	-
4.3L	2000 & Up	6	40005334 (D)	-	-	71650	71160	-	71890
5.0L (GM)	1979-1982	8	(B, E)	70040	70540	71550	71030	72640	71770
5.0L (GM)	1979-1982	8	(B, E)	70010	70510 (C)	-	71050	72660	-
5.0L (GM)	1981-1988	8	983453 (A)	-	70580	-	-	-	-
5.0L (GM)	1983-1988	8	IBM 7013C (B, F)	70010	70510 (C)	71560	71060	72650	71730
5.0L (Ford)	1993	8	(B, F)	70010	70510 (C)	71560	71060	72650	71730
5.0L	1991-1992	8	(B, F)	-	-	71560	71060	-	-
5.0L	2000 & Up	8	21622232 (D)	-	-	71430	71160	-	71900
5.7L	1982-1990	8	983453 (A)	-	70580	-	-	-	-
5.7L	1982-1990	8	IBM 7013C (B, F)	70010	70510 (C)	71560	71060	72650	71730
5.7L	1991-1992	8	(B, F)	-	-	71560	71060	-	-
5.7L	2000 & Up	8	21622232 (D)	-	-	71430	71160	-	71900
5.8L (Ford)	1989-1990	8	(B, F)	70010	70510 (C)	71560	71060	72650	71730
5.8L (Ford)	1991-1992	8	(B, F)	-	-	71560	71060	-	-
7.5L	1987	8	(B, E)	70040	70540	71550	71030	72640	71770
7.5L	1987	8	(B, E)	70010	70510 (C)	-	71050	72660	-
7.5L	1987-1989	8	(B, F)	70010	70510 (C)	71560	71060	72650	71730
100	1972-1973	4	384720, 979858 (D)	70020	-	71540	71020	-	-
100	1972-1973	4	980500, 982351 (D)	70020	-	71540	71020	-	-
110	1964	4	(D)	70020	-	71540	71020	-	-
120	1965-1986	4	383581, 384258 (D)	70020	-	71540	71020	-	-
140	1973-1989	4	980500, 982351 (D)	70020	-	71540	71020	-	-
150	1964-1966	6	1110309, 22 (D)	70030	-	-	-	-	-
155	1967-1972	6	1110376 (D)	70030	70580	-	-	-	-
165	1972-1976	6	980156 (D)	70020	-	71530	71020	-	-
170	1974	8	(B, E)	70040	70540	71550	71030	72640	71770
170	1974	8	(B, E)	70010	70510 (C)	-	71050	72660	-
175	1975-1977	8	(B, E)	70040	70540	71550	71030	72640	71770
175	1975-1977	8	980902 (B, E)	70010	70510 (C)	-	71050	72660	-
185	1967-1968	8	381775 (A)	-	70580	71580	-	-	-
185	1978-1980	8	(B, E)	70040	70540	71550	71030	72640	71770
185	1978-1980	8	981659 (A)	-	70580	-	-	-	-
185	1978-1980	8	982320 (B, E)	70010	70510	-	71050	72660	-
190	1974-1977	8	(B, E)	70040	70540	71550	71030	72640	71770
190	1974-1977	8	980902 (B, E)	70010	70510 (C)	-	71050	72660	-
200	1966	9	(D)	70030	-	71520	71010	-	71700
200	1967-1968	8	1111050, 1111053 (D)	70030	70580	71520	71010	-	71700
200	1967-1968	8	1111058, 382127 (D)	70030	70580	71520	71010	-	71700
200	1979-1988	8	981659 (A)	-	70580	-	-	-	-
200	1979-1982	8	(B, E)	70040	70540	71550	71030	72640	71770
200	1979-1982	8	982320 (B, E)	70010	70510 (C)	-	71050	72660	-
210	1968-1972	8	381775 (A)	-	70580	71580	-	-	-
215	1971	8	(A)	-	70580	71580	-	-	-
225	1978	8	981659, 982320 (A)	-	70580	-	-	-	-
225	1972-1976	8	381775 (A)	-	70580	71580	-	-	-
230	1969-1978	8	981659	-	70580	-	-	-	-
230	1979-1982	8	(B, E)	70040	70540	71550	71030	72640	71770
230	1979-1982	8	982320 (B, E)	70010	70510 (C)	-	71050	72660	-
230 (IB)	1975-1976	8	381775 (A)	-	70580	71580	-	-	-

# OMC & Volvo Penta

## IGNITION COMPONENTS APPLICATION

Model	Years	Cyl.	Distributor	Points	Condenser	Distrib. Cap	Rotor	Tune-Up Kit	Complete T-Up Kit
235	1971	8	(A)	-	70580	71580	-	-	-
235	1975-1977	8	(B, E)	70040	70540	71550	71030	72640	71770
235	1975-1977	8	981080 (B, E)	70010	70510 (C)	-	71050	72660	-
240	1978	8	(B, E)	70040	70540	71550	71030	72640	71770
240	1978	8	981080 (B, E)	70010	70510 (C)	-	71050	72660	-
245	1972-1975	8	381775 (A)	-	70580	71850	-	-	-
250 (B)	1970-1974	8	(A)	-	70580	71850	-	-	-
250	1979	8	(B, E)	70040	70540	71550	71030	72640	71770
250	1979	8	981080 (B, E)	70010	70510 (C)	-	71050	72660	-
260 (B)	1975-1976	8	384193 (A)	-	70580	71580	-	-	-
260	1979-1982	8	(B, E)	70040	70540	71550	71030	72640	71770
260	1979-1982	8	981659 (A)	-	70580	-	-	-	-
260	1979-1982	8	982320 (B)	70010	70510 (C)	-	71050	72660	-
262 CID	1989	6	(B, F)	70010	70510 (C)	71600	71060	72650	71750
290 JET	1974-1975	8	(A)	-	70580	71580	-	-	-
305 (IB)	1977-1979	8	980680 (A)	-	70580	71580	-	-	-
305 (IB)	1980-1982	8	981659, 982320 (A)	-	70580	-	-	-	-
350 (IB)	1977-1979	8	981659 (A)	-	70580	71580	-	-	-
350 (IB)	1980-1982	8	982320 (A)	-	70580	-	-	-	-
350 CID	1988-1989	8	(F)	-	70580	-	-	-	-
350 CID	1988-1989	8	(B, E)	70010	70510 (C)	-	71050	72660	-
454 (IB)	1977-1979	8	(A)	-	70580	71580	-	-	-
454 (IB)	1980-1982	8	981659, 982320 (A)	-	70580	-	-	-	-
460 CID	1988-1989	8	(B, F)	70010	70510 (C)	71560	71060	72650	71730

(A) Mallory Ignition  
 (B) Prestolite Ignition  
 (C) Wire Type use No. 70540  
 (D) Delco Ignition

(E) Models w/ Clip-On Dist. Cap  
 (F) Models w/ Screw-On Dist. Cap  
 (G) 90°S Model Point Ignition Only  
 (H) Elec. Dist. (Standard Rotation)

(I) Elec. Dist. (Counter Rotation)  
 (J) Contact Controlled Dist.  
 (K) Does Not Include Models  
 w/ Shift Assist Module

## DISTRIBUTOR PARTS (ELECTRONIC IGNITION)

Model	Years	Distributor No.	Pick-Up	Rotor	Cap
351 EFI King	1994	3854176	72140	71140	71640
3.0L	1994	-	-	71120	71420
4.3L	1994	-	-	71110	71410
5.0L EFI	1994	3854175	72140	71140	71640
5.8L EFI	1994	3854176	72140	71140	71640
7.4L	1994	3855128	N/R	71060	71560
4.3L, 4.3L H.O. (2V Models)	1991-1993	986855	-	71060	71600
5.0L, 5.0L H.O., 5.8	1991-1993	986969, 986970	N/R	71060	71560
3.0L, 3.0L H.O.	1990-1993	986653	-	71120	71420
351 EFI King	1993	987734	72140	71140	71640
351 King	1993	987527	N/R	71130	71560
5.0L EFI	1993	987733	72140	71140	71640
5.8L EFI King	1993	987734	72140	71140	71640
5.7L OMC Cobra	1991-1992	986983	-	71060	71560
351	1992-1993	987527	N/R	71060	71560
454, 454 H.O., 502	1992	987473	N/R	71060	71560
5.7LE	1992	986983	N/R	71060	71560
454 H.O. (744APERGF)	1991	987473	N/R	71060	71560
3.0, 3.0 H.O. (PWS/PWR)	1990	986653	-	71120	71420
4.3L, 4.3L H.O. w/ Dis. Ign.	1990	-	N/R	N/R	N/R



# OMC & Volvo Penta

## VOLTAGE REGULATORS

### No. 72210

OEM: 910599



OMC

### No. 72220

OEM: 841688, 841381



Volvo (1975-1989)

### No. 72230

OEM: 847605, 843547



Volvo (1976-1982)

## VOLVO POWER TRIM RELAYS

### No. 73010

OEM: 876039



5 Terminal  
AQ 175,200,225D, 260, 290A

### No. 73020

OEM: 876037



5 Terminal  
AQ 270,280

### No. 72360

OEM: 586730



## VOLTAGE REGULATORS

Model	Year	EWS No.	Model	Year	EWS No.
Volvo Penta	1975-89	<b>72220</b>	3.8L - OMC	1988	<b>72210</b>
Volvo Penta	1976-82	<b>72230</b>	4.3L - OMC	1988	<b>72210</b>
2.5L - OMC	1988	<b>72210</b>	5.0L - OMC	1988	<b>72210</b>
3.0L - OMC	1988	<b>72210</b>	5.7L - OMC	1988	<b>72210</b>

## STARTER SOLENOID

Model	Year	EWS No.	Model	Year	EWS No.
5.0L, 5.0L H.O.	1989-1991	<b>72360</b>	335 Cobra	1987	<b>72360</b>
5.8L	1989-1991	<b>72360</b>	340 King Cobra	1987	<b>72360</b>
460 King Cobra	1989-1990	<b>72360</b>	7.5L	1987	<b>72360</b>
2.3L	1987-1990	<b>72360</b>			

## TRIM SOLENOID

Model	Year	EWS No.	Model	Year	EWS No.
351 King Cobra	1992-1993	<b>72360</b>	5.7L	1990-1992	<b>72360</b>
502	1992-1993	<b>72360</b>	5.7LE OMC Cobra	1990-1992	<b>72360</b>
3.0L, 3.0L H.O.	1991-1993	<b>72360</b>	350 OMC King Cobra	1988-1991	<b>72360</b>
4.3L	1991-1993	<b>72360</b>	370, 460 CIVIC King Cobra	1989-1990	<b>72360</b>
5.0L, 5.0L H.O., 5.8	1991-1993	<b>72360</b>			
454, 454 H.O. King Cobra	1990-1993	<b>72360</b>			
4.3L H.O	1990-1993	<b>72360</b>			
351 EF1 King Cobra	1993	<b>72360</b>			
5.0L, 5.8L EFI	1993	<b>72360</b>			



# Section 14

---

## OMC & Volvo Penta Engine Gaskets Rear Main Oil Seals

<i>Head Gaskets</i> .....	138
<i>Intake Manifold Gaskets</i> .....	139
<i>Valve Cover Gaskets</i> .....	139
<i>Lifter Side Cover Gaskets</i> .....	140
<i>Oil Pan Gaskets</i> .....	140
<i>Timing Chain Cover Gasket Kits</i> .....	140
<i>Timing Chain Cover Gaskets</i> .....	141
<i>Crank Shaft Oil Seals</i> .....	141
<i>Distributor Gaskets</i> .....	141
<i>Engine Gasket Kits</i> .....	142

# OMC & Volvo Penta

## HEAD GASKETS

### Chevy V8

#### No. 36160

OEM: 914971, 841207, 856474

Chevy  
305/350 CID engines  
(5.0 & 5.7L)



#### No. 36110

OEM: 914849

Chevy  
454 CID engines  
(7.4L)



### Ford V8

#### No. 36170

OEM: 916221

Ford  
351 CID engines  
(5.8L)



#### No. 36120

OEM: 912766

Ford  
460 CID engines  
(7.5L)



### Chevy Inline 6

#### No. 36140

OEM: 908237

Chevy  
250 CID engines  
6-Cyl (4.1L)




### Chevy V6

#### No. 36100

OEM: 3854299

Chevy  
262 CID engines  
(4.3L)



### Buick V6

#### No. 36190

OEM: 985662

Buick  
231 CID engines  
(1964-1972)



### Chevy 4-Cylinder

#### No. 36150

OEM: 914812

Chevy  
181 CID engines  
(3.0L)



#### No. 36130

OEM: 311210

Chevy  
153 CID engines  
(2.5L)



### Volvo 4-Cylinder

#### No. 36090

OEM: 1378646

4-Cyl.  
AQ145 Engine



#### No. 36080












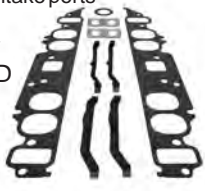
OEM: 1378645

4-Cyl.  
AQ120B, 125A,  
140A, BB140A













# OMC & Volvo Penta

## INTAKE MANIFOLD GASKETS

<p><b>No. 32680</b> OEM: 912471</p>  <p>Ford 140 CID 2.3L</p>	<p><b>No. 31570</b> OEM: 908079</p>  <p>Chevy 4-Cyl, 181, 3.0L (1968-82)</p>	<p><b>No. 33580</b> OEM: 3853256</p>  <p>Chevy 4-Cyl (1996 &amp; Up)</p>	<p><b>No. 30345</b> OEM: 27-824326002</p>  <p>4.3L (1996 &amp; Up)</p>
<p><b>No. 30347</b> OEM: 27-807473A1</p>  <p>5.0/5.7L (1996 &amp; Up)</p>	<p><b>No. 33940</b> OEM: 312737</p>  <p>Buick V6 (1964-72)</p>	<p><b>No. 30349</b> OEM: 312737</p>  <p>Chevy V6</p>	<p><b>No. 30351</b> OEM: N/A</p>  <p>Chevy V6</p>
<p><b>No. 39200</b></p>  <p>Ford 302 CID 5.0L</p>	<p><b>No. 36280</b></p>  <p>Ford 351CID 5.8L</p>	<p><b>No. 30860</b></p>  <p>Chevy 305/350 CID 5.0/5.7L (1997 &amp; Below)</p>	<p><b>No. 39170</b> with oval intake ports</p>  <p>Chevy 454 CID 7.4L</p>

## VALVE COVER GASKETS

<p><b>No. 32210</b> OEM: 3852693</p>  <p>GM 153/181 CID 2.5/3.0L</p>	<p><b>No. 30356</b> OEM: 27-851040</p>  <p>GM 3.0L (1998 &amp; Up)</p>	<p><b>No. 30340</b> OEM: N/A</p>  <p>GM 250 CID 4.1L</p>	<p><b>No. 30359</b> OEM: 3854300</p>  <p>GM 262 CID 4.3L</p>
<p><b>No. 30353</b> OEM: 912965</p>  <p>GM 305/350 CID 5.0/5.7 (1986 &amp; Below)</p>	<p><b>No. 30357</b> OEM: 3852687 (1987 &amp; Up)</p>  <p>GM 305/350 CID 5.0/5.7L (1987 &amp; Up)</p>	<p><b>No. 30470</b> OEM: 3852818</p>  <p>Ford 302/351 CID 5.0/5.8L</p>	
<p><b>No. 30350</b> OEM: 3853513</p>  <p>GM 454/502 CID 7.4/8.2</p>	<p><b>No. 30358</b> OEM: 3854942 (1996 &amp; Up)</p>  <p>GM 4.3L w/ plastic valve cover</p>	<p><b>No. 33040</b> OEM: 912768</p>  <p>Ford 460 CID 7.5L</p>	



# OMC & Volvo Penta

## LIFTER SIDE COVER GASKETS

**No. 30100**

OEM: 3852692

153 & 181 CID  
Push Rod Cover



**No. 30120**

OEM: N/A

140/150/  
160 /165  
6-Cyl.



**No. 32640**

OEM: 3856443

120/140  
4-Cyl.  
w/ stamped cover



## OIL PAN GASKETS

**No. 39470**

OEM: 508886

GM  
153/181CID  
2.5L &  
3.0L



**No. 39460**

OEM: N/A

Chevy  
229 CID  
3.8L, V6



**No. 39130**

OEM: N/A

GM  
250 CID, 4.1L  
165 Inline 6-Cyl.



**No. 39840**

OEM: 3852655

Chevy  
262 CID  
4.3L, V6



**No. 39860**

OEM: 3855801

Chevy  
4.3L, V6



**No. 39850**

OEM: 3852664

GM  
305/350 CID  
5.0/5.7L  
(1986 & Up)



**No. 39490**

OEM: N/A

GM  
454/502CID, 7.4L & 8.2L  
Mark IV  
(1991 & Below)



**No. 39540**

OEM: N/A

Universal Type  
GM 262,265,267,283,302,305,327,  
350 & 400 Small Block Engines  
(1986 & Below)



**No. 39160**

OEM: N/A

Ford  
302 CID  
5.0L



**No. 39500**

OEM: N/A

Ford  
351CID  
5.8L



**No. 30370**

OEM: 3851981

Drain Plug - Oil Pan



## TIMING CHAIN COVER GASKET KITS

**No. 39710**

OEM: N/A

Chevy 4-Cyl. & Inline 6



**No. 39730**

OEM: N/A

Chevy 262 4.3L CID V6



**No. 39740**

OEM: N/A

(1991  
& Below)

Chevy 454 CID engines



Mark IV

**No. 39720**

OEM: N/A





(1997  
& Below)

Chevy 305 & 350 CID



# OMC & Volvo Penta

## TIMING CHAIN COVER GASKETS

<p><b>No. 30360</b> OEM: 3852691</p>  <p>4 &amp; 6-Cyl. Chevy Timing Chain Cover</p>	<p><b>No. 30530</b> OEM: N/A</p> <p>(1997 &amp; Below)</p>  <p>Chevy V6 &amp; SB V8 Timing Chain Cover</p>	<p><b>No. 30440</b> OEM: N/A</p> <p>(1991 &amp; Below)</p>  <p>Chevy 454 CID Timing Chain Cover</p>	<p><b>No. 30460</b> OEM: N/A</p>  <p>Ford V8 Timing Chain Cover</p>
---	---	---	--

## CRANK SHAFT OIL SEALS

<p><b>No. 85780</b> OEM: 3853341</p> <p>One Piece (1996 &amp; Below)</p>  <p>All Chevy</p>	<p><b>No. 85490</b> OEM: 473424</p> <p>Two Piece (1985 &amp; Below)</p>  <p>All Chevy</p>	<p><b>No. 85790</b> OEM: 3852657</p> <p>One Piece (1986 &amp; Up)</p>  <p>4.3/5.0/5.7L Standard Rotation</p>	<p><b>No. 85960</b> OEM: 460571</p> <p>Two Piece (1986 &amp; Below)</p>  <p>7.4/8.2L</p>
<p><b>No. 85980</b> OEM: 913746</p>  <p>Ford 351 CID</p>	<p><b>No. 30354</b> OEM: 3852656</p>  <p>V6, 305, 350 Rear Main Seal Retainer Cover Gasket</p>	<p><b>No. 30110</b> OEM: 3852658</p>  <p>4 &amp; 6-Cyl Chevy Oil Pump Cover Gasket</p>	<p><b>No. 30490</b> OEM: N/A</p>  <p>Oil Pump Mounting Gasket</p>

## DISTRIBUTOR GASKETS

<p><b>No. 32040</b> OEM: N/A</p>  <p>Mallory V8 Distributor Cap</p>	<p><b>No. 31370</b> OEM: 3852109</p>  <p>V6 &amp; V8 Chevy Distributor Mounting</p>	<p><b>No. 32300</b> OEM: N/A</p>  <p>4-Cyl. Distributor Mounting</p>
--	--	---

# OMC & Volvo Penta

## ENGINE OVERHAUL GASKET KIT

### No. 39021

OEM: N/A



4.3L (1996 & Up)

### No. 39022

OEM: N/A



5.7L (1996 & Up)

## CYLINDER HEAD GASKET KITS

### No. 39810

OEM: N/A

Chevy 2.5L,  
153CID, 110,  
120HP  
(1965-1985)



### No. 39661

OEM: N/A

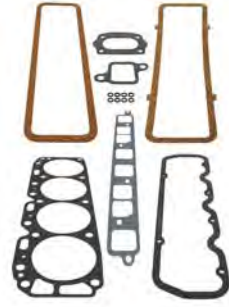
Chevy 2.5L  
(1968-1982)



### No. 39662

OEM: N/A

Chevy 3.0L  
(1968-1982)



### No. 39820

OEM: N/A

Chevy 3.0L,  
181CID,  
140HP  
(1973-1988)



### No. 39663

OEM: N/A

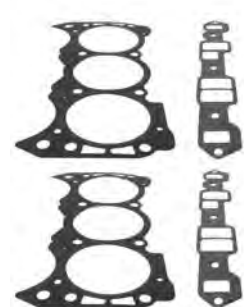
Chevy 3.0L  
(1991 & Up)



### No. 39830

OEM: 985662

Buick V6  
3.8L,  
231CID  
(1964-1972)



### No. 39660

OEM: 27-47453A1

All Chevy  
250 CID,  
165 HP



### No. 39654

OEM: 503796

Chevy 4.3L  
(1996 & Below)



### No. 39670

OEM: 27-56110A1

Ford 5.0L,  
302 CID



### No. 39690

OEM: 27-75611A2

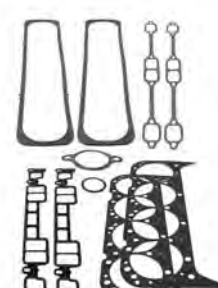
Chevy 5.0L,  
305, 5.7L,  
350 CID  
(1997 & Below)



### No. 39652

OEM: 27-75611A03

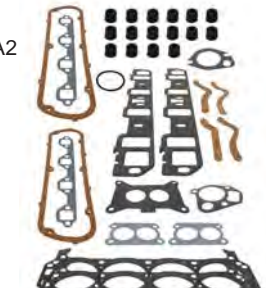
Chevy V8 S.B.  
305/350/377 CID  
(1996 & Up)



### No. 39680

OEM: 27-64763A2

Ford 5.8L,  
351 CID



# Section 15

---

## **Volvo Penta AQ Drive Sterndrives & Transom Assemblies Up to 1993**

<i>Upper Gear Housing Breakdown .....</i>	<i>144-145</i>
<i>Lower Gear Housing Breakdown .....</i>	<i>146-147</i>
<i>Intermediate Housing Breakdown .....</i>	<i>148-149</i>
<i>Transom Assembly Breakdown .....</i>	<i>150-151</i>
<i>Gear Housing Seal Kits .....</i>	<i>152</i>
<i>Intermediate Housing Parts .....</i>	<i>153</i>
<i>Tilt Bushings .....</i>	<i>153</i>
<i>U-Joints &amp; Bellows .....</i>	<i>154</i>
<i>Exhaust Bellows - External .....</i>	<i>154</i>
<i>Drive Cover .....</i>	<i>154</i>
<i>Transom Assembly Parts .....</i>	<i>154</i>

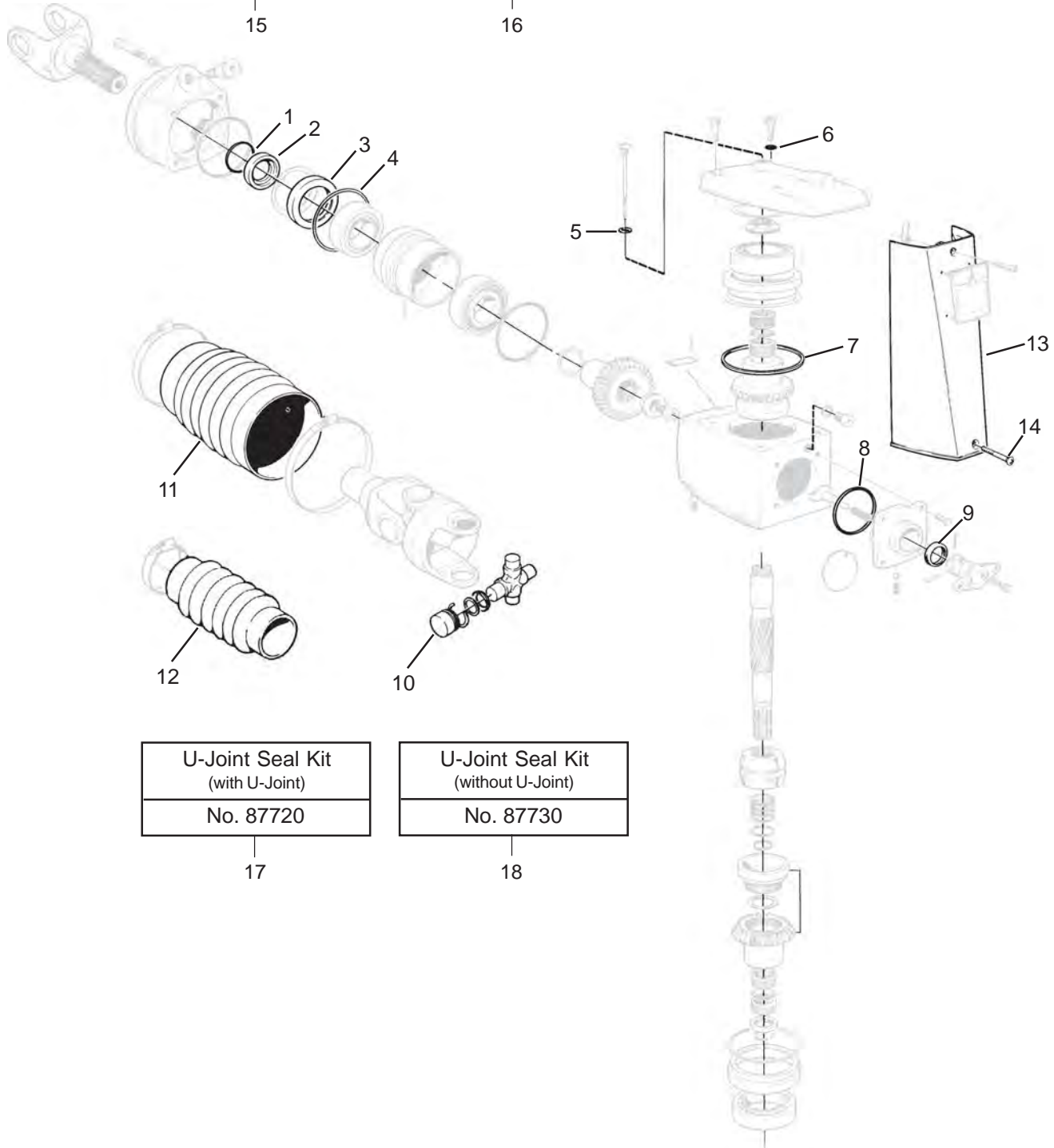


# Volvo Penta - AQ

## UPPER HOUSING

Seal Kit (AQ 200-290, AQSP, AQDP)
No. 87760

Seal Kit (AQ 280-290, AQSP, AQDP)
No. 87820



U-Joint Seal Kit (with U-Joint)
No. 87720

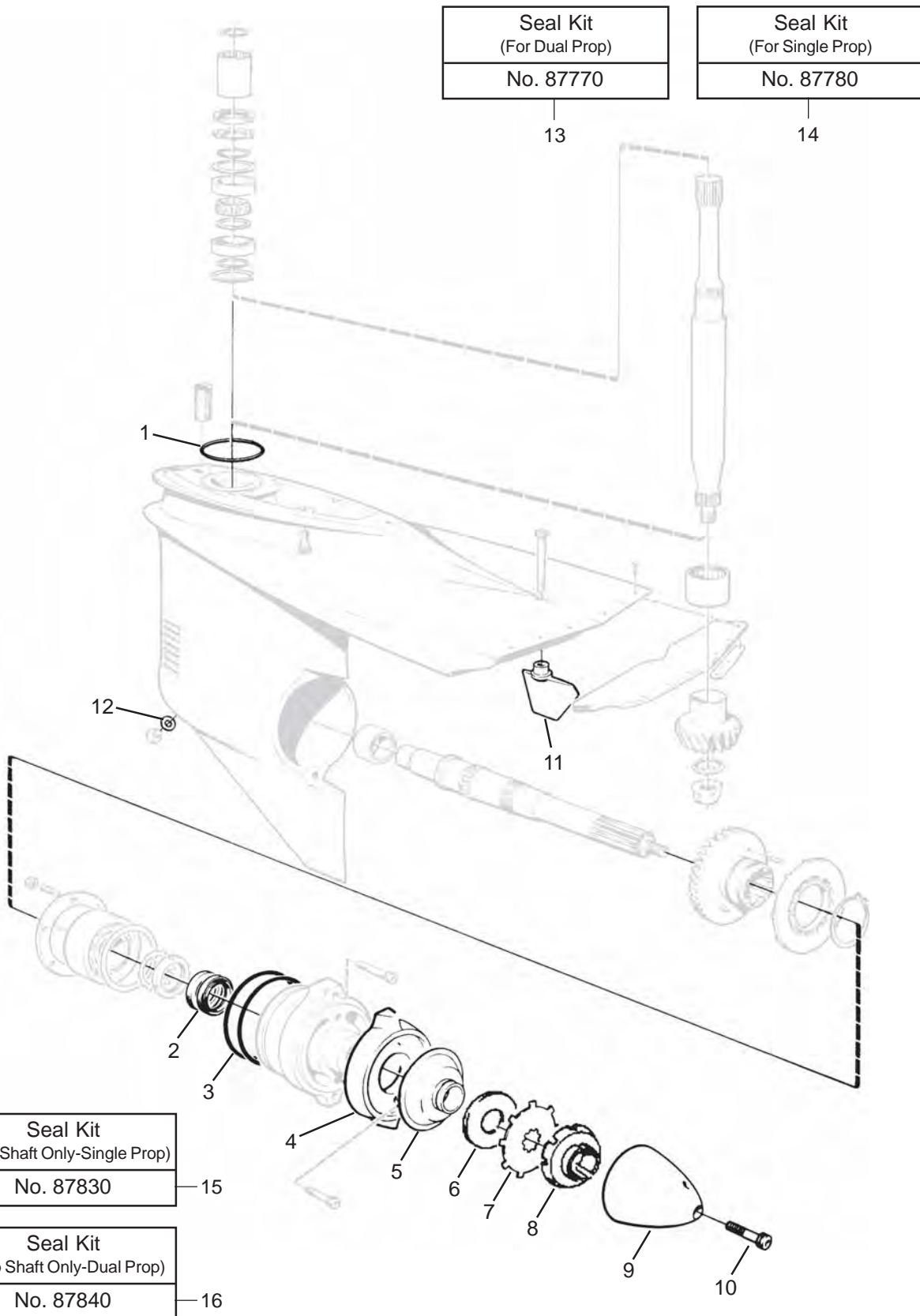
U-Joint Seal Kit (without U-Joint)
No. 87730





# Volvo Penta - AQ

## LOWER HOUSING





# Volvo Penta - AQ

## INTERMEDIATE HOUSING

Steer Stem Repair Kit  
(AQ 200-290)

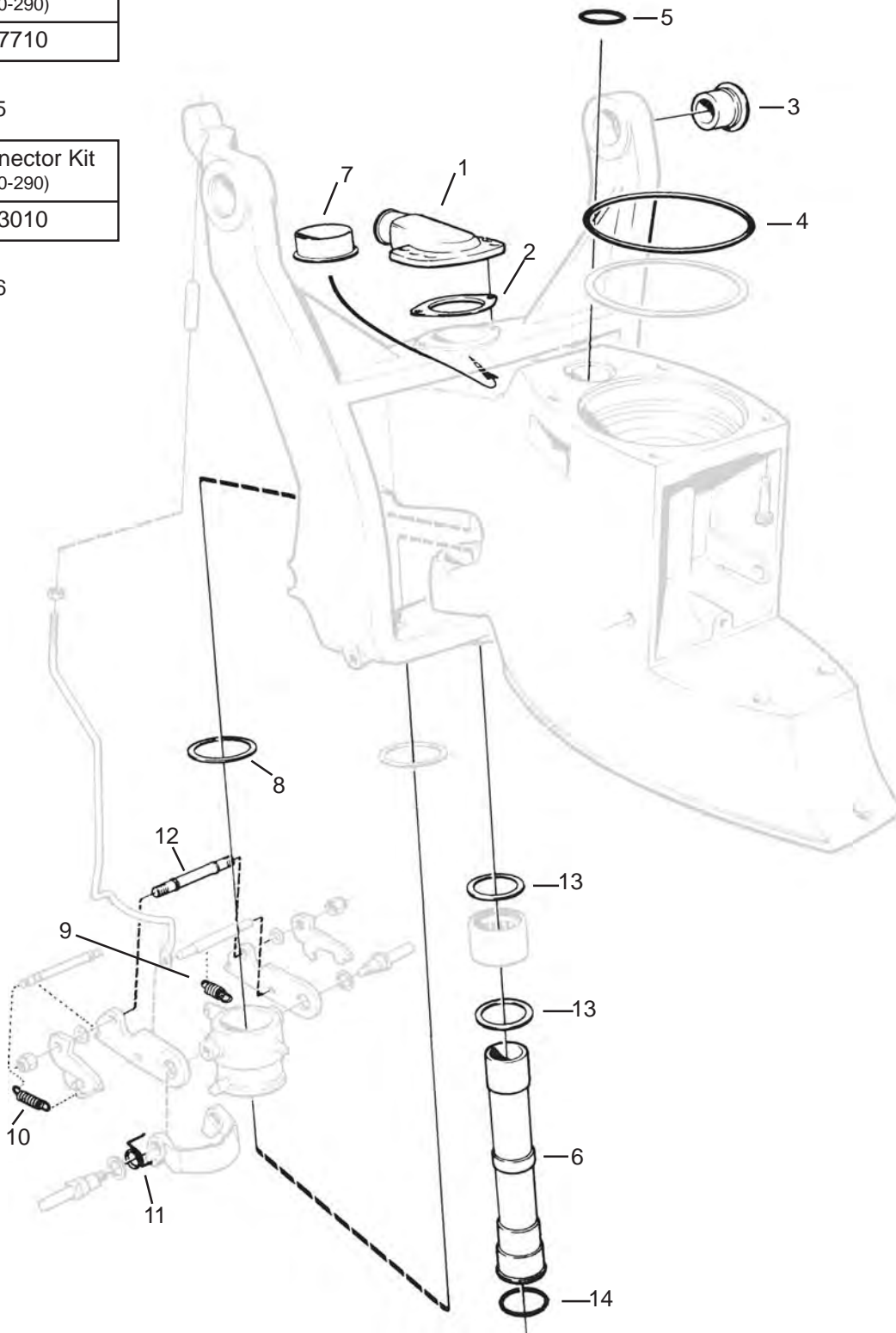
No. 87710

15

Hose Connector Kit  
(AQ 200-290)

No. 23010

16

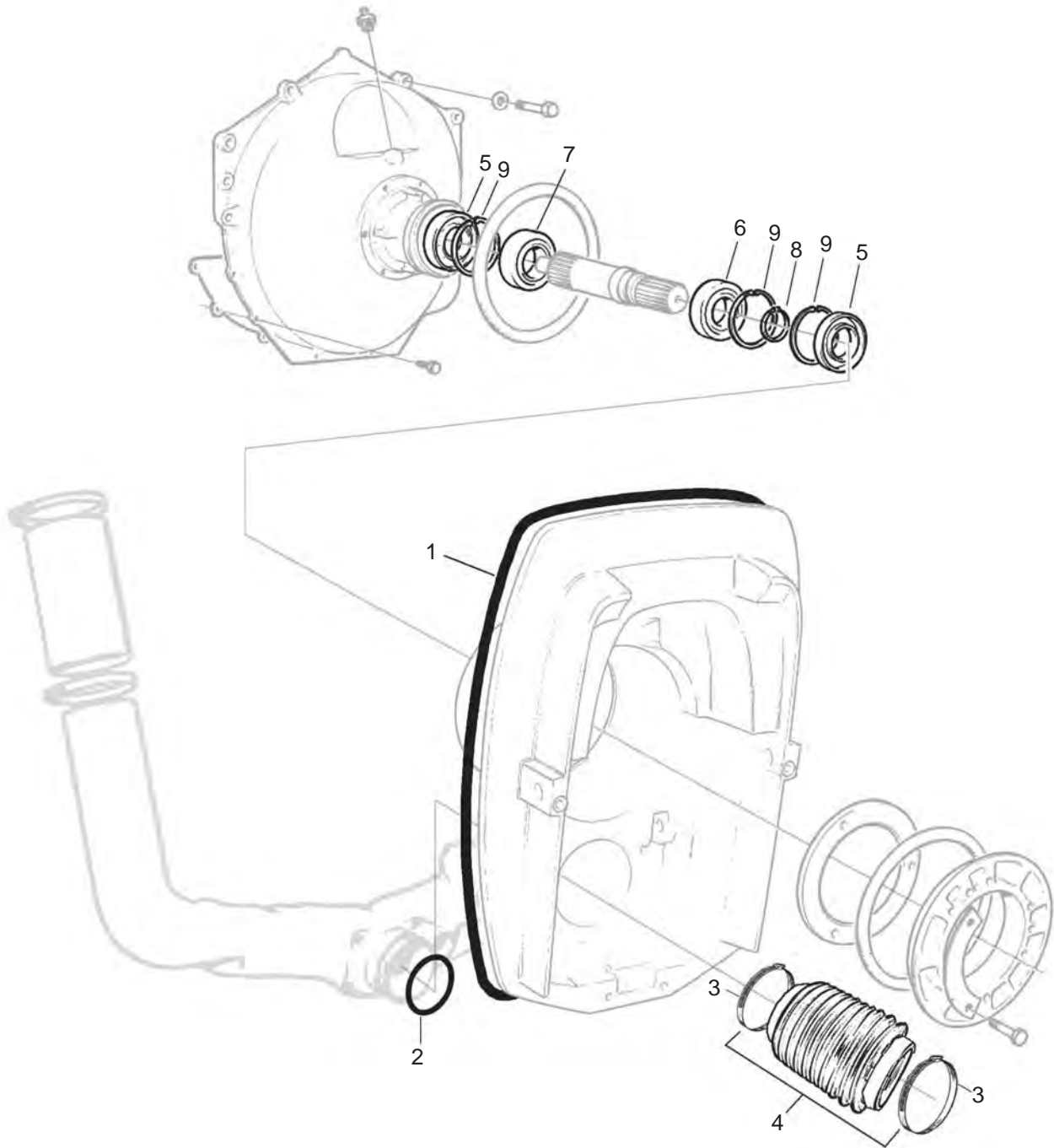






# Volvo Penta - AQ

## TRANSOM ASSEMBLY





# Volvo Penta - AQ

## LOWER GEAR HOUSING SEAL KITS

**No. 87780**

OEM: 876268



Single Prop  
AQ 200-AQ 290, AQSP

**No. 87770**

OEM: 876267



Dual Prop  
AQ 280DP, 290DP, AQDP

**No. 87830**

OEM: N/A



Prop Shaft Only - Single Prop  
AQ 200-AQ 290, AQSP

**No. 87840**

OEM: N/A



Prop Shaft Only - Dual Prop  
AQ 280DP, 290DP, AQDP

## UPPER GEAR HOUSING SEAL KITS

**No. 87760**

OEM: 876266



AQ 200-290, AQSP, AQDP

**No. 87820**

OEM: N/A



AQ 280-290, AQSP, AQDP

## COMPLETE UPPER & LOWER GEAR HOUSING SEAL KITS

**No. 87700**

OEM: 875192

Includes:  
87760  
87780



Single Prop

**No. 87790**

OEM: 875741

Includes:  
87760  
87770



Dual Prop

# Volvo Penta - AQ

## INTERMEDIATE HOUSING

### No. 87710

STEER STEM REPAIR KIT  
OEM: N/A

Kit contains:

EWS	OEM	Item
45010	125017	O-Ring
87070	181620	Seal
23020	814356	Gasket
23130	814388	Plastic Bushing
23180	814390	Plastic Washer
23090	826341	Plastic Bushing
23010	832846	Hose Connector
45090	925256	O-Ring
45110	941820	O-Ring



Fits 200 thru 290

### No. 23055

PIPE - WATER  
OEM: 814386

Intermediate Housing



200 thru 290

### No. 23130

SWIVEL BUSHING - FOR PIPE  
OEM: 814388



Electric Tilt  
250, 270, 275, 280

### No. 23180

PLASTIC WASHER  
OEM: 814390



### No. 23020

RUBBER GASKET  
OEM: 814356



### No. 23010

HOSE CONNECTOR  
OEM: 832846, 851452



Comes with gasket

AQ 200-290

### No. 23011

HOSE CONNECTOR  
OEM: 854031



AQ 200-290

### No. 23013

HOSE CONNECTOR - PLASTIC  
OEM: 872752



DP, DPD, DPE, DPG, DPH, DPX

## TILT BUSHINGS

### No. 23090

TILT BUSHINGS  
OEM: 826341, 876278



All with Electric Tilt

### No. 23091

TILT BUSHINGS  
OEM: 832820



Power Trim  
AQ270T, 280T

### No. 23092

TILT BUSHINGS  
OEM: 853223



Power Trim  
AQ 290, SP, DP

### No. 23093

TILT BUSHINGS  
OEM: 872096



Power Trim  
DPE, DPX-S1, DPX,  
DP-C1, DP-D1

### No. 35010

OEM: 853936



Tilt Motor Gasket

### No. 23080

SETTING PIN  
OEM: 814301



### No. 23190

NYLON  
OEM: 941855



### No. 23174

SHAFT - REVERSE LOCK  
OEM: 814419, 814499



AQ290, A, DP, SP-A,  
SP-A1, SP-A2, DP-A,  
DP-A1, DP-A2, DP-B1

### No. 23170

SPRING KIT -  
REVERSE LOCK  
OEM: N/A



### No. 23171

SPRING  
OEM: 814332



### No. 23172

SPRING  
OEM: 832534



### No. 23173

SPRING  
OEM: 814396





# Volvo Penta - AQ

<p><b>No. 23100</b> AQ DRIVE COVER OEM: 832570</p>  <p><b>No. 23230</b> SCREW OEM: 941816</p>	<p><b>No. 89010</b> EXHAUST BELLOW KIT OEM: 850004, 875828</p> <p>With Flapper</p> 	<p><b>No. 89020</b> EXHAUST BELLOW KIT OEM: 875380, 875848</p> <p>Without Flapper</p> 	<p><b>No. 89030</b> UNIVERSAL JOINT BELLOW KIT OEM: 875826</p> 																																																			
<p><b>No. 87720</b> U-JOINT SEAL KIT (WITH U-JOINT) OEM: N/A</p> <p>Kit contains:</p> <table border="1"> <thead> <tr> <th>EWS</th> <th>OEM</th> <th>Item</th> </tr> </thead> <tbody> <tr> <td>45010</td> <td>125017</td> <td>O-Ring</td> </tr> <tr> <td>23030</td> <td>832675</td> <td>Seal Washer</td> </tr> <tr> <td>28020</td> <td>853255</td> <td>U-Joint (2)</td> </tr> <tr> <td>87030</td> <td>853670</td> <td>Seal</td> </tr> <tr> <td>45090</td> <td>925256</td> <td>O-Ring (2)</td> </tr> <tr> <td>45100</td> <td>925259</td> <td>O-Ring</td> </tr> <tr> <td>45120</td> <td>955974</td> <td>O-Ring</td> </tr> <tr> <td>45160</td> <td>956000</td> <td>O-Ring</td> </tr> </tbody> </table>  <p>AQ 270-290, AQ SP, AQ DP</p>		EWS	OEM	Item	45010	125017	O-Ring	23030	832675	Seal Washer	28020	853255	U-Joint (2)	87030	853670	Seal	45090	925256	O-Ring (2)	45100	925259	O-Ring	45120	955974	O-Ring	45160	956000	O-Ring	<p><b>No. 87730</b> U-JOINT SEAL KIT (WITHOUT U-JOINT) OEM: N/A</p> <p>Kit contains:</p> <table border="1"> <thead> <tr> <th>EWS</th> <th>OEM</th> <th>Item</th> </tr> </thead> <tbody> <tr> <td>45010</td> <td>125017</td> <td>O-Ring</td> </tr> <tr> <td>23030</td> <td>832675</td> <td>Seal Washer</td> </tr> <tr> <td>87030</td> <td>853670</td> <td>Seal</td> </tr> <tr> <td>45090</td> <td>925256</td> <td>O-Ring</td> </tr> <tr> <td>45100</td> <td>925259</td> <td>O-Ring</td> </tr> <tr> <td>45120</td> <td>955974</td> <td>O-Ring</td> </tr> <tr> <td>45160</td> <td>956000</td> <td>O-Ring</td> </tr> </tbody> </table>  <p>AQ 270-290, AQ SP, AQ DP</p>		EWS	OEM	Item	45010	125017	O-Ring	23030	832675	Seal Washer	87030	853670	Seal	45090	925256	O-Ring	45100	925259	O-Ring	45120	955974	O-Ring	45160	956000	O-Ring
EWS	OEM	Item																																																				
45010	125017	O-Ring																																																				
23030	832675	Seal Washer																																																				
28020	853255	U-Joint (2)																																																				
87030	853670	Seal																																																				
45090	925256	O-Ring (2)																																																				
45100	925259	O-Ring																																																				
45120	955974	O-Ring																																																				
45160	956000	O-Ring																																																				
EWS	OEM	Item																																																				
45010	125017	O-Ring																																																				
23030	832675	Seal Washer																																																				
87030	853670	Seal																																																				
45090	925256	O-Ring																																																				
45100	925259	O-Ring																																																				
45120	955974	O-Ring																																																				
45160	956000	O-Ring																																																				
<p><b>No. 28020</b> U-JOINT OEM: 853455</p>  <p>Heavy Duty</p>	<p><b>No. 28040</b> U-JOINT OEM: 3860232</p>  <p>External Lock-ring Style</p>	<p><b>No. 23030</b> SEAL WASHER OEM: 832675</p>  <p>AQ 270-290, AQ SP, AQ DP</p>	<p><b>No. 87020</b> SEAL OEM: 958860-9</p>  <p>For Flywheel Housing</p>	<p><b>No. 87030</b> SEAL OEM: 853670</p>  <p>For Flywheel Housing</p>																																																		
<p><b>TOP COVER GASKETS</b></p>		<p><b>TRANSOM MOUNT SEAL</b></p>																																																				
<p><b>No. 87010</b> OEM: 832669</p> 	<p><b>No. 87011</b> OEM: 814168</p> 	<p><b>No. 86713</b> TRANSOM MOUNT SEAL OEM: 852868</p>  <p>AQ 290, A, DP, SP-A, SP-A1, SP-A2, SP-C, SP-C1, DP-A1, DP-A2, DP-B, DP-B1, DP-C, DP-C1, DP-D, DP-D1, DPX</p>																																																				



# Section 16

---

## Volvo Penta

### Aluminum Anodes, Prop Hardware, Size Charts & Quick Reference

<i>Aluminum Anode Kits .....</i>	156
<i>Aluminum Anodes .....</i>	157
<i>Prop Service Kits &amp; Thrust Rings - Volvo Penta AQ .....</i>	158
<i>Oil Seal Shaft &amp; Bore Size Chart .....</i>	159
<i>Oil Seal Applications .....</i>	160
<i>O-ring Size Chart .....</i>	161
<i>Quick Reference - Engine Side .....</i>	162-169
<i>Quick Reference - Drive Side .....</i>	170-172

# Volvo Penta

## ALUMINUM ANODE KITS

### No. 12894

ALUMINUM ANODE KIT  
OEM: N/A



AQ200

### No. 12895

ALUMINUM ANODE KIT  
OEM: N/A



AQ250, 270, 270T, 275

### No. 12896

ALUMINUM ANODE KIT  
OEM: N/A



AQ280, 280T, 280PT

### No. 12897

ALUMINUM ANODE KIT  
OEM: N/A



AQ290, 290A

### No. 12898

ALUMINUM ANODE KIT  
OEM: N/A



AQ280DP

### No. 12899

ALUMINUM ANODE KIT  
OEM: N/A



AQ290DP

### No. 12933

ALUMINUM ANODE KIT  
OEM: N/A



DPH-A/B



### No. 12948

ALUMINUM ANODE KIT  
OEM: N/A



DPR-A/B



### No. 12921

ALUMINUM ANODE KIT  
OEM: N/A



SX-S, C, R, M, DP-S, SM



### No. 12938

ALUMINUM ANODE KIT  
OEM: N/A



SXA-DPSA



# Volvo Penta

## ALUMINUM ANODES

<p><b>No. 12783</b> ALUMINUM ANODE OEM: 875810</p>  <p>AQ100, 100B, 100S</p>	<p><b>No. 12786</b> ALUMINUM ANODE OEM: 875812</p>  <p>AQ110S</p>	<p><b>No. 12781</b> ALUMINUM ANODE OEM: 876286</p>  <p>AQ120S, 120SB</p>	<p><b>No. 12785</b> ALUMINUM ANODE OEM: 875809</p>  <p>AQ200</p>
<p><b>No. 12784</b> ALUMINUM ANODE OEM: 875805</p>  <p>AQ250, 270, 270T, 275</p>	<p><b>No. 12788</b> ALUMINUM ANODE OEM: 875821</p>  <p>AQ280DP, 290DP</p>	<p><b>No. 12787</b> ALUMINUM ANODE OEM: 875815</p>  <p>AQ280, 280T, 280PT, 290, 290A</p>	<p><b>No. 12780</b> ALUMINUM ANODE OEM: 832598</p>  <p>AQ200, 250, 270, 275, 280, 280DP</p>
<p><b>No. 12782</b> ALUMINUM ANODE OEM: 852835</p>  <p>AQ290, 290DP</p>	<p><b>No. 12778</b> ALUMINUM ANODE OEM: 872793</p>  <p>290, 290DP, DP-X</p>	<p><b>No. 12777</b> ALUMINUM ANODE OEM: 3855411</p>  <p>Cobra SX, DP-S/SI</p>	<p><b>No. 12699</b> ALUMINUM ANODE OEM: 3854130</p>  <p>Cobra SX</p>
<p><b>No. 12681</b> ALUMINUM ANODE OEM: 3852970</p>  <p>Cobra SX</p>	<p><b>No. 12973</b>  ALUMINUM ANODE OEM: 3588748</p>  <p>DPH-A/B</p>	<p><b>No. 12972</b>  ALUMINUM ANODE OEM: 3588770</p>  <p>DPH-A/B, DPR-A/B</p>	<p><b>No. 12974</b>  ALUMINUM ANODE OEM: 3589876</p>  <p>DPR-A/B</p>
<p><b>No. 12854</b> ALUMINUM ANODE OEM: 873395</p>  <p>DPX</p>	<p><b>No. 12975</b>  ALUMINUM ANODE OEM: 3888816</p>  <p>SXA-DPSA</p>	<p><b>No. 12976</b>  ALUMINUM ANODE OEM: 3888813</p>  <p>SXA-DPSA</p>	<p><b>No. 12789</b> ALUMINUM ANODE OEM: 838929</p>  <p>Diesel Engine, MD19, 21, 27, 29, 32, AQ30, 31, 40, 41</p>

# Volvo Penta

## PROP SERVICE KITS & THRUST RINGS - VOLVO PENTA AQ

### Prop Service Kits - Quick Reference Guide

Kit No. Part No.	No. 23120 PROPSERVICEKIT	No. 23121 PROPSERVICEKIT	No. 23122 PROPSERVICEKIT	No. 23123 PROPSERVICEKIT	No. 23124 PROPSERVICEKIT
<b>No. 23070</b> PLASTIC WASHER	✓			✓	✓
<b>No. 23060</b> TAB WASHER	✓	✓	✓		
<b>No. 23050</b> SPACER WASHER	✓	✓	✓	✓	
<b>No. 23040</b> PROPCONE	✓	✓	✓	✓	✓
<b>No. 23240</b> SCREW	✓		✓	✓	✓

### Prop Service Kits

<b>No. 23120</b> PROPSERVICEKIT OEM: N/A 	<b>No. 23123</b> PROPSERVICEKIT OEM: N/A 
---	--

<b>No. 23121</b> PROPSERVICEKIT OEM: N/A 	<b>No. 23122</b> PROPSERVICEKIT OEM: N/A 	<b>No. 23124</b> PROPSERVICEKIT OEM: N/A 
---	---	---

### Prop Service Kit Components

<b>No. 23070</b> PLASTIC WASHER OEM: 850888 	<b>No. 23060</b> PROLOCK TAB WASHER OEM: 897367 	<b>No. 23050</b> SPACER WASHER OEM: 854047 	<b>No. 23040</b> PROPCONE OEM: 854045 with No. 23240 Screw 	<b>No. 23240</b> SCREW OEM: 850889 
--	---	---	---	---

### Thrust Rings

<b>No. 23150</b> THRUSTRING OEM: 839423 	<b>No. 23151</b> THRUSTRING OEM: 872082 	<b>No. 23160</b> THRUSTRING OEM: 839534 	<b>No. 23152</b> THRUSTRING OEM: 3858457 	<b>No. 23153</b> THRUSTRING OEM: 3858458 
--	--	--	--	---

# OMC

## OIL SEALS

EWS No.	OEM No.	Shaft Size	Bore Size	EWS No.	OEM No.	Shaft Size	Bore Size
<b>Table By OEM Numbers</b>							
<b>86350</b>	302564	0.7813	1.3750	<b>86510</b>	324639	0.4375	0.9375
<b>86360</b>	303345	0.5625	1.0000	<b>86750</b>	326716	0.7500	1.3750
<b>86380</b>	305987	1.0000	1.3750	<b>86450</b>	327031	0.4375	0.8750
<b>86370</b>	309989	1.3750	2.0000	<b>86240</b>	329922	0.8750	1.3750
<b>85110</b>	310599	1.0000	1.5000	<b>86250</b>	329923	0.8750	1.3750
<b>86040</b>	310649	2.5000	3.0000	<b>86030</b>	330137	1.1250	1.6250
<b>86390</b>	313282	0.5540	1.0625	<b>86270</b>	330327	0.6250	1.1250
<b>86740</b>	313283	0.8125	1.3125	<b>86790</b>	331103	1.1250	1.6250
<b>86410</b>	313284	0.6250	1.1250	<b>86460</b>	332205	0.7500	1.1250
<b>86050</b>	313353	1.9375	2.4375	<b>86520</b>	332261	0.6250	1.3750
<b>85010</b>	313392	1.1875	1.8750	<b>86470</b>	332942	1.6250	2.0625
<b>86400</b>	314167	0.4219	0.9375	<b>86810</b>	334950	1.2500	1.6875
<b>86120</b>	318972	0.5000	0.8750	<b>86440</b>	339620	1.6250	2.1250
<b>85130</b>	320862	1.1875	1.6875	<b>86011</b>	341280	0.8750	1.3750
<b>85120</b>	321453	0.8750	1.2500	<b>86012</b>	314281	1.2500	1.6875
<b>86150</b>	321459	0.6250	1.1250	<b>86590</b>	908855	0.6250	1.0000
<b>86160</b>	321466	0.7500	1.1250	<b>86070</b>	911019	1.0000	2.5000
<b>86060</b>	321467	1.0000	1.3750	<b>86530</b>	911685	2.0000	2.5000
<b>86170</b>	321480	0.5000	1.2500	<b>86550</b>	911788	1.0000	1.3750
<b>86180</b>	321481	0.6875	1.2500	<b>86010</b>	981195	1.5000	2.1250
<b>86420</b>	321786	0.6250	1.1250	<b>86080</b>	981196	1.7500	2.5000
<b>86190</b>	321787	0.6250	1.1250	<b>86090</b>	981268	1.6250	2.5000
<b>86430</b>	321788	0.5000	1.0000	<b>87100</b>	3852272	45MM	75MM
<b>86760</b>	321831	0.7500	1.2500	<b>86610</b>	3853655	0.5000	0.9062
<b>86770</b>	321895	1.6250	1.9219	<b>87110</b>	3853858	25MM	35MM
<b>86200</b>	321928	0.6250	1.3750	<b>86260</b>	3858303	1.2500	1.7500
<b>Table By Shaft Size</b>							
<b>86400</b>	314167	0.4219	0.9375	<b>86250</b>	329923	0.8750	1.3750
<b>86450</b>	327031	0.4375	0.8750	<b>87110</b>	3853858	25mm	35mm
<b>86510</b>	324639	0.4375	0.9375	<b>85110</b>	310599	1.0000	1.5000
<b>86120</b>	318972	0.5000	0.8750	<b>86060</b>	321467	1.0000	1.3750
<b>86170</b>	321480	0.5000	1.2500	<b>86070</b>	911019	1.0000	2.5000
<b>86430</b>	321788	0.5000	1.0000	<b>86380</b>	305987	1.0000	1.3750
<b>86610</b>	3853655	0.5000	0.9062	<b>86550</b>	911788	1.0000	1.3750
<b>86390</b>	313282	0.5540	1.0625	<b>86030</b>	330137	1.1250	1.6250
<b>86360</b>	303345	0.5625	1.0000	<b>86790</b>	331103	1.1250	1.6250
<b>86410</b>	313284	0.6250	1.1250	<b>85010</b>	313392	1.1875	1.8750
<b>86150</b>	321459	0.6250	1.1250	<b>85130</b>	320862	1.1875	1.6875
<b>86190</b>	321787	0.6250	1.1250	<b>86012</b>	314281	1.2500	1.6875
<b>86200</b>	321928	0.6250	1.3750	<b>86810</b>	334950	1.2500	1.6875
<b>86270</b>	330327	0.6250	1.1250	<b>86260</b>	385830	1.2500	1.7500
<b>86420</b>	321786	0.6250	1.1250	<b>86370</b>	309989	1.3750	2.0000
<b>86520</b>	332261	0.6250	1.3750	<b>86010</b>	981195	1.5000	2.1250
<b>86590</b>	908855	0.6250	1.0000	<b>86090</b>	981268	1.6250	2.5000
<b>86180</b>	321481	0.6875	1.2500	<b>86440</b>	339620	1.6250	2.1250
<b>86160</b>	321466	0.7500	1.1250	<b>86470</b>	332942	1.6250	2.0625
<b>86460</b>	332205	0.7500	1.1250	<b>86770</b>	321895	1.6250	1.9219
<b>86750</b>	326716	0.7500	1.3750	<b>86080</b>	981196	1.7500	2.5000
<b>86760</b>	321831	0.7500	1.2500	<b>87100</b>	3852272	45mm	75mm
<b>86350</b>	302564	0.7813	1.3750	<b>86050</b>	313353	1.9375	2.4375
<b>86740</b>	313283	0.8125	1.3125	<b>86530</b>	911685	2.0000	2.5000
<b>85120</b>	321453	0.8750	1.2500	<b>86040</b>	310649	2.5000	3.0000
<b>86011</b>	341280	0.8750	1.3750				
<b>86240</b>	329922	0.8750	1.3750				



# OMC

## OIL SEAL APPLICATIONS

Model	Years	EWS No.	Application	Qty.	Model	Years	EWS No.	Application	Qty.
<b>Cobra Transom Mount</b>					<b>Stringer Mount Lower Gearcase Cont...</b>				
262 - 460	1988-1990	<b>86560</b>	Driveshaft	1	110/120 (B)	1964-1967	<b>85110</b>	Brg. Retainer	1
350 - 460	1988	<b>86550</b>	Pivot Shaft	2	120-245	1968-1977	<b>85110</b>	Brg. Ret.-Lower	2
2.3L - 7.5L	1986-1988	<b>86550</b>	Pivot Shaft	2	120-260	1978-1981	<b>86060</b>	Brg. Ret.-Lower	2
2.3L - 7.5L	1986-1990	<b>86550</b>	Driveshaft	1	120/140	1978-1981	<b>86030</b>	Prop Shaft	2
<b>Cobra Upper Gearcase</b>					155 (C)	1967	<b>86050</b>	Brg. Ret.-Middle	2
262 - 460	1988-1989	<b>86530</b>	Brg. Carrier	1	155 (C)	1967	<b>86040</b>	Brg. Ret.-Upper	1
262 - 460	1988-1990	<b>86610</b>	Pump Shaft	1	185-260	1978-1981	<b>85130</b>	Prop Shaft	2
2.3L - 7.5L	1986-1990	<b>86610</b>	Pump Shaft	1	210-260 (D)	1972-1975	<b>86070</b>	Impeller Hsg.	1
2.3L-7.5L (A)	1986-1990	<b>86530</b>	Brg. Carrier	1	230/260 (D)	1976	<b>86060</b>	Impeller Hsg.	1
(A) 5,7L 1990 574 AMPWS, ARPWS					305/350/454 (D)	1977-1978	<b>86060</b>	Impeller Hsg.	1
<b>Cobra Lower Gearcase</b>					2.5L/3.0L	1982-1986	<b>86030</b>	Prop Shaft	2
262 - 460	1988-1989	<b>85130</b>	Prop Shaft	2	2.5L-5.7L	1981-1986	<b>86040</b>	Brg. Ret.-Upper	1
2.3L	1990	<b>86030</b>	Prop Shaft	2	2.5L-5.7L	1981-1986	<b>86050</b>	Brg. Ret.-Middle	2
2.3L - 3.0L	1986-1989	<b>86030</b>	Prop Shaft	2	2.5L-5.7L	1981-1986	<b>86060</b>	Brg. Ret.-Lower	2
3.0L	1990	<b>85130</b>	Prop Shaft	2	3.8L-5.7L	1981-1986	<b>85130</b>	Prop Shaft	2
4.3L - 7.5L	1986-1990	<b>85130</b>	Prop Shaft	2	(A) 110,120 HP (1964-67) Heavy Duty Drive (B) Standard Drive				
<b>Stringer Mount Upper Gearcase</b>					<b>Stringer Mount Intermediate Housing</b>				
80 - 245	1968-1972	<b>86090</b>	Ball Gear	1	80-235	1964-1971	<b>86370</b>	Ball Gear-Outer	1
80 - 260	1969-1981	<b>86090</b>	Impeller Hsg	2	80-245	1964-1972	<b>86030</b>	Ball Gear-Inner	1
88 - 200	1964-1966	<b>86370</b>	Ball Gear	1	80-260 (B)	1964-1980	<b>86070</b>	Clutch	1
90 (C)	1967	<b>86370</b>	Ball Gear	1	100-245	1972	<b>86370</b>	Ball Gear-Outer	2
90 (D)	1967	<b>86090</b>	Ball Gear	1	100-260	1973-1979	<b>85010</b>	Ball Gear-Inner	1
100 - 245	1972-1973	<b>86090</b>	Ball Gear	1	100-260	1973-1981	<b>86010</b>	Ball Gear-Outer	2
100 - 260	1973-1981	<b>86080</b>	Ball Gear	2	120-260	1980-1981	<b>85010</b>	Ball Gear-Inner	2
120 (A)	1967	<b>86090</b>	Ball Gear	1	120-260 (A)	1980-1981	<b>86060</b>	Clutch	2
120 (B)	1967	<b>86370</b>	Ball Gear	1	2.5L-5.7L	1981-1986	<b>86060</b>	Clutch	2
120 (A)	1967	<b>86090</b>	Impeller Hsg	2	2.5L-5.7L	1981-1986	<b>85010</b>	Ball Gear-Inner	2
120 - 210	1968	<b>86090</b>	Impeller Hsg	2	(A) 120, 140 1980C Models 185-260 1980 K & U Models.				
155	1967	<b>86090</b>	Impeller Hsg	2	(B) C Models IN 1980.				
155 (E)	1967	<b>86370</b>	Ball Gear	1	<b>Notes:</b>				
155	1967	<b>86090</b>	Ball Gear	1					
185	1967	<b>86370</b>	Ball Gear	1					
200 (F)	1967	<b>86370</b>	Ball Gear	1					
200 (G)	1967	<b>86090</b>	Impeller Hsg	2					
200 (G)	1967	<b>86090</b>	Ball Gear	1					
2.5L - 5.7L	1981-1986	<b>86080</b>	Ball Gear	2					
2.5L - 5.7L	1981-1986	<b>86090</b>	Impeller Hsg	2					
(A) CU,CUE 16C Models (E) HU,HUE 15S Models									
(B) CU 15S Models (F) TU,TUE 15S Models									
(C) DU, DUE 14D Models (G) TU,TUE 16C Models									
(D) DU,DUE 15S Models									
<b>Stringer Mount Lower Gearcase</b>									
80 / 90	1968-1971	<b>86070</b>	Brg. Ret.-Lower	2					
80 / 90	1968-1971	<b>86070</b>	Prop shaft	2					
88 / 90	1964-1968	<b>85110</b>	Brg. Retainer	1					
80-260	1968-1981	<b>86040</b>	Brg Ret.-Upper	1					
80-260	1968-1981	<b>86050</b>	Brg. Ret.-Middle	2					
110-200 (A)	1964-1967	<b>85110</b>	Brg. Retainer	2					
11 0-245 (A)	1964-1977	<b>85110</b>	Prop Shaft	2					

# OMC

## O-RINGS

EWS	OEM	I.D.	O.D.	W.	EWS	OEM	I.D.	O.D.	W.	EWS	OEM	I.D.	O.D.	W.
<b>Table By OEM Numbers</b>														
80120	202893	3/8	1/2	1/16	81230	309731	1-3/16	1-3/8	3/32	81100	329381	3/8	9/16	3/32
81070	310824	7/32	13/32	3/32	82250	310327	1-7/8	2-1/8	1/8	80100	332583	1/4	3/8	1/16
45230	301877	31/128	73/128	21/128	82390	310414	3-5/8	3-7/8	1/8	80100	332584	1/4	3/8	1/16
81170	301967	13/16	1	3/32	82100	310584	3/4	1	1/8	81080	333572	1/4	7/16	3/32
82260	302337	2	2-1/4	1/8	81160	310585	3/4	15/16	3/32	81450	338518	2-9/16	2-3/4	3/32
82170	302493	1-3/16	1-7/16	1/8	81160	310967	3/4	15/16	3/32	81300	338522	1-5/8	1-13/16	3/32
81260	302537	1-3/8	1-9/16	3/32	80180	311338	3/4	7/8	1/16	81120	339543	1/2	11/16	3/32
82140	302540	1	1-1/4	1/8	82480	313175	4-3/4	5	1/8	82360	553126	3-1/4	3-1/2	1/8
82240	302588	1-3/4	2	1/8	81310	313340	1-11/16	1-7/8	3/32	81220	554545	1-1/8	1-5/16	3/32
81100	303067	3/8	9/16	3/32	82370	313446	3-3/8	3-5/8	1/8	81550	908194	4	4-3/16	3/32
80110	303191	5/16	7/16	1/16	81340	313754	1-7/8	2-1/16	3/32	81440	908383	2-1/2	2-11/16	3/32
81110	303347	7/16	5/8	3/32	80220	314491	1	1-1/8	1/16	81140	909047	5/8	13/16	3/32
82150	303360	1-1/16	1-5/16	1/8	81380	314728	2-1/8	2-5/16	3/32	41120	909048	1/2	11/16	3/32
80140	304174	1/2	5/8	1/16	80100	317178	1/4	3/8	1/16	42140	909139	1	1-1/4	1/8
82400	305123	3-3/4	4	1/8	45200	318372	8mm	16mm	4mm	80230	909140	1-1/16	1-3/16	1/16
82080	305146	5/8	7/8	1/8	83250	318717	1-1/2	1-7/8	3/16	81280	909316	1-1/2	1-11/16	3/32
82030	305242	5/16	9/16	1/8	83200	319085	1-1/8	1-1/12	3/16	81090	909747	5/16	1/2	3/32
82230	305270	1-5/8	1-7/8	1/8	81330	319662	1-13/16	2	3/32	82520	910238	5-1/4	5-1/2	1/8
80100	305739	1/4	3/8	1/16	82130	320140	15/16	1-3/16	1/8	82250	910582	1-7/8	2-1/8	1/8
82310	307082	2-5/8	2-7/8	1/8	82320	320303	2-3/4	3	1/8	80100	911311	1/4	3/8	1/16
80130	307450	7/16	9/16	1/16	80080	321117	3/16	5/16	1/16	82380	911686	3-1/2	3-3/4	1/8
80090	307853	7/32	11/32	1/16	81250	322501	1-5/16	1-1/2	3/32	82430	911700	4-1/8	4-3/8	1/8
82350	308621	3-1/8	3-3/8	1/8	80090	322598	7/32	11/32	1/16	81210	911718	1-1/16	1-1/4	3/32
81290	308458	1-9/16	1-3/4	3/32	81140	322649	5/8	13/16	3/32	81230	911871	1-3/16	1-3/8	3/32
81190	308624	15/16	1-1/8	3/32	82460	326741	4-1/2	4-3/4	1/8	45080	925093	70mm	76mm	3mm
81270	308626	1-7/16	1-5/8	3/32	82440	326849	4-1/4	4-1/2	1/8	81180	3852565	7/8	1-1/6	3/32
82280	308627	2-1/4	2-1/2	1/8	45230	326956	31/128	73/128	21/128					
81400	308876	2-1/4	2-7/16	3/32	81140	329380	5/8	13/16	3/32					

### Table By Nominal Size

80080	321117	3/16	5/16	1/16	81170	301967	13/16	1	3/32	82170	302493	1-3/16	1-7/16	1/8
80090	307853	7/32	11/32	1/16	81180	3852565	7/8	1-1/16	3/32	82230	305270	1-5/8	1-7/8	1/8
80090	322598	7/32	11/32	1/16	81190	308624	15/16	1-1/8	3/32	82240	302588	1-3/4	2	1/8
80100	305739	1/4	3/8	1/16	81210	911718	1-1/16	1-1/4	3/32	82250	310327	1-7/8	2-1/8	1/8
80100	317178	1/4	3/8	1/16	81220	554545	1-1/8	1-5/16	3/32	82250	910582	1-7/8	2-1/8	1/8
80100	332583	1/4	3/8	1/16	81230	309731	1-3/16	1-3/8	3/32	82260	302337	2	2-1/4	1/8
80100	332584	1/4	3/8	1/16	81230	911871	1-3/16	1-3/8	3/32	82280	308627	2-1/4	2-1/2	1/8
80100	911311	1/4	3/8	1/16	81250	322501	1-5/16	1-1/2	3/32	83210	307082	2-5/8	2-7/8	1/8
80110	303191	5/16	7/16	1/16	81260	302537	1-3/8	1-9/16	3/32	82320	320303	2-3/4	3	1/8
80120	202893	3/8	1/2	1/16	81270	308626	1-7/16	1-5/8	3/32	82350	308621	3-1/8	3-3/8	1/8
80130	307450	7/16	9/16	1/16	81280	909316	1-1/2	1-11/16	3/32	82360	553126	3-1/4	3-1/2	1/8
80140	304174	1/2	5/8	1/16	81290	308458	1-9/16	1-3/4	3/32	82370	313446	3-3/8	3-5/8	1/8
80180	311338	3/4	7/8	1/16	81300	338522	1-5/8	1-13/16	3/32	82380	911686	3-1/2	3-3/4	1/8
80220	314491	1	1-1/8	1/16	81310	313340	1-11/16	1-7/8	3/32	82390	310414	3-5/8	3-7/8	1/8
80230	909140	1-1/16	1-3/16	1/16	81330	319662	1-13/16	2	3/32	82400	305123	3-3/4	4	1/8
41120	909048	1/2	11/16	3/32	81340	313754	1-7/8	2-1/16	3/32	82430	911700	4-1/8	4-3/8	1/8
80170	301824	7/32	13/32	3/32	81380	314728	2-1/8	2-5/16	3/32	82440	326849	4-1/4	4-1/2	1/8
81080	333572	1/4	7/16	3/32	81400	308876	2-1/4	2-7/16	3/32	82460	326741	4-1/2	4-3/4	1/8
81090	909747	5/16	1/2	3/32	81440	908383	2-1/2	2-11/16	3/32	82480	313175	4-3/4	5	1/8
81100	303067	3/8	9/16	3/32	81450	338518	2-9/16	2-3/4	3/32	82520	910238	5-1/4	5-1/2	1/8
81100	329381	3/8	9/16	3/32	81550	908194	4	4-3/16	3/32	45230	301877	31/128	73/128	21/128
81110	303347	7/16	5/8	3/32	42140	909139	1	1-1/4	1/8	45230	326956	31/128	73/128	21/128
81120	339543	1/2	11/16	3/32	82030	305242	5/16	9/16	1/8	83200	319085	1-1/8	1-1/2	3/16
81140	326649	5/8	13/16	3/32	82080	305146	5/8	7/8	1/8	83250	318717	1-1/2	1-7/8	3/16
81140	329380	5/8	13/16	3/32	82100	310584	3/4	1	1/8	45080	925093	70mm	76mm	3mm
81140	909047	5/8	13/16	3/32	82130	320140	15/16	1-3/16	1/8	45200	318372	8mm	16mm	4mm
81160	310585	3/4	15/16	3/32	82140	302540	1	1-1/4	1/8					
81160	310967	3/4	15/16	3/32	82150	303360	1-1/16	1-5/16	1/8					

# Volvo Penta





























































## VOLVO PENTA - QUICK REFERENCE / ENGINE SIDE

Models	Impeller Kit	Thermostat Kit	Complete Tune-Up Kit	Recirculating Water Pump	Exhaust Elbow	Exhaust Manifold
3.0GL MMDA 3.0GS PMDA	 <b>89540</b>	 <b>13440</b>	 <b>71830</b>	 <b>15100</b>	 <b>51340</b>	 <b>51450</b>
3.0GS MHUB / MNCA 3.0GS PHUB / PNCA	 <b>89540</b>	 <b>13440</b>	 <b>71830</b>	 <b>15100</b>	 <b>51340</b>	 <b>51450</b>
3.0GS MLKD / MBYMCE 3.0GS PLKD / PBYMCE	 <b>89540</b>	 <b>13441</b>	 <b>71830</b>	 <b>15100</b>	 <b>51340</b>	 <b>51450</b>
3.0GS MWTR / MWTS 3.0GS PWTR / PWTS	 <b>89540</b>	 <b>13441</b>	 <b>71830</b>	 <b>15100</b>	 <b>51340</b>	 <b>51450</b>
3.0GS MEFS / PFES	 <b>89540</b>	 <b>13441</b>	 <b>71830</b>	 <b>15100</b>	 <b>51340</b>	 <b>51450</b>
3.0GSM-A / B / C 3.0GSP-A / B / C	 <b>89540</b>	 <b>13441</b>	 <b>71830</b>	 <b>15100</b>	 <b>51340</b>	 <b>51450</b>
3.0GLM-A / B / C 3.0GLP-A / B / C	 <b>89540</b>	 <b>13441</b>	 <b>71830</b>	 <b>15100</b>	 <b>51340</b>	 <b>51450</b>
3.0GLP-D / E 3.0GLP-J / N	 <b>89310</b>	 <b>13441</b>	 <b>71830</b>	 <b>15100</b>	 <b>51340</b>	 <b>51450</b>
3.0GXi-J 3.0GXiC-J	 <b>89310</b>	 <b>13080</b>	-	 <b>15100</b>	-	-
430A 431A	 <b>89310</b>	 <b>13381</b>	 <b>71750</b>	 <b>15201</b>	 <b>51520</b>	 <b>51640</b>



# Volvo Penta

## VOLVO PENTA - QUICK REFERENCE / ENGINE SIDE

Models	Impeller Kit	Thermostat Kit	Complete Tune-Up Kit	Recirculating Water Pump	Exhaust Elbow	Exhaust Manifold
430B 431B	 <b>89540</b>	 <b>13381</b>	 <b>71750</b>	 <b>15201</b>	 <b>51520</b>	 <b>51640</b>
432A 434A	 <b>89540</b>	 <b>13381</b>	 <b>71820</b>	 <b>15201</b>	 <b>51520</b>	 <b>51640</b>
4.3GLM MDA 4.3GLP MDA 4.3GSP MDA	 <b>89540</b>	 <b>13431</b>	 <b>71820</b>	 <b>15201</b>	 <b>51330</b>	 <b>51480</b>
4.3GLP HUB 4.3GSP HUB 4.3GSP HUS	 <b>89540</b>	 <b>13431</b>	 <b>71820</b>	 <b>15201</b>	 <b>51330</b>	 <b>51480</b>
4.3GL PNCA / PNCM 4.3GL PNCS / PNCSB 4.3GS PNCA / PNCM 4.3GS PNCS / PNCSB 4.3Gi PNCA / PNCM 4.3Gi PNCS / PNCSB	 <b>89540</b>	 <b>13431</b>	 <b>71820</b>	 <b>15201</b>	 <b>51330</b>	 <b>51480</b>
4.3GL PLK / PBY 4.3GS PLK / PBY 4.3Gi PLK / PBY	 <b>89540</b>	 <b>13431</b>	 <b>71820</b>	 <b>15201</b>	 <b>51330</b>	 <b>51480</b>
4.3GL PWT / PEF 4.3GLP-A 4.3GS PWT 4.3Gi PWT / PEF	 <b>89540</b>	 <b>13431</b>	 <b>71820</b>	 <b>15201</b>	 <b>51330</b>	 <b>51480</b>
4.3GLP-B / C / D 4.3GL-E	 <b>89540</b>	 <b>13025</b>	 <b>71820</b>	 <b>15201</b>	 <b>51330</b>	 <b>51480</b>
4.3GL-EF	 <b>89540</b>	 <b>13045</b>	 <b>71820</b>	 <b>15201</b>	 <b>51330</b>	 <b>51480</b>
4.3GL-G 4.3GL-GF	 <b>89310</b>	 <b>13025</b>	 <b>71820</b>	 <b>15201</b>	 <b>51330</b>	 <b>51480</b>





























































# Volvo Penta

## VOLVO PENTA - QUICK REFERENCE / ENGINE SIDE

Models	Impeller Kit	Thermostat Kit	Complete Tune-Up Kit	Recirculating Water Pump	Exhaust Elbow	Exhaust Manifold
4.3GL-J	 <b>89310</b>	 <b>13025</b>	 <b>71820</b>	-	 <b>51336</b>	-
4.3GL-JF 4.3GL-J1)	 <b>89310</b>	 <b>13045</b>	 <b>71820</b>	-	 <b>51336</b>	-
4.3GX1-A	 <b>89540</b>	 <b>13431</b>	 <b>71820</b>	 <b>15201</b>	 <b>51330</b>	 <b>51480</b>
4.3GX1-B 4.30Si-B	 <b>89540</b>	 <b>13431</b>	 <b>71890</b>	 <b>15201</b>	 <b>51330</b>	 <b>51480</b>
4.3GX1-BF / CF 4.3GX1-DF / EF 4.30Si-BF / CF 4.30Si-DF / EF	 <b>89540</b>	 <b>13045</b>	 <b>71890</b>	 <b>15201</b>	 <b>51330</b>	 <b>51480</b>
4.3GX1-C / D / E 4.30Si-C / D / E	 <b>89540</b>	 <b>13025</b>	 <b>71890</b>	 <b>15201</b>	 <b>51330</b>	 <b>51480</b>
4.3GX1-F / G 4.30Si-F / G	 <b>89310</b>	 <b>13025</b>	 <b>71890</b>	 <b>15201</b>	 <b>51330</b>	 <b>51480</b>
4.3GX1-FF / GF 4.30Si-FF / GF	 <b>89310</b>	 <b>13045</b>	 <b>71890</b>	 <b>15201</b>	 <b>51330</b>	 <b>51480</b>
4.3GX1-J 4.30Si-J 4.3GX1-E-M	 <b>89310</b>	 <b>13025</b>	 <b>71890</b>	-	 <b>51336</b>	-
4.3GX1-JF 4.3GX1-J1) 4.30Si-JF 4.3GX1-E-M1)	 <b>89310</b>	 <b>13045</b>	 <b>71890</b>	-	 <b>51336</b>	-































































# Volvo Penta






















































VOLVO PENTA - QUICK REFERENCE / ENGINE SIDE						
Models	Impeller Kit	Thermostat Kit	Complete Tune-Up Kit	Recirculating Water Pump	Exhaust Elbow	Exhaust Manifold
500B 501B 570A 572A	 <b>89540</b>	 <b>13381</b>	 <b>71730</b>	 <b>15201</b>	 <b>51510</b>	 <b>51630</b>
5.0GL-A 5.0GL PEF 5.0GL PWT 5.0GL PBY	 <b>89540</b>	 <b>13431</b>	 <b>71730</b>	 <b>15201</b>	 <b>51330</b>	 <b>51430</b>
5.7GL-A 5.7GL PMDA 5.7GL PNCS 5.7GL PLK	 <b>89540</b>	 <b>13431</b>	 <b>71730</b>	 <b>15201</b>	 <b>51330</b>	 <b>51430</b>
5.7GS PLK 5.7GS PBY 5.7GS PWT 5.7GS PEF	 <b>89540</b>	 <b>13431</b>	 <b>71730</b>	 <b>15201</b>	 <b>51330</b>	 <b>51430</b>
5.0GL-B 5.7GL-B	 <b>89540</b>	 <b>13431</b>	 <b>71880</b>	 <b>15201</b>	 <b>51330</b>	 <b>51430</b>
5.0GL-C / D / E 5.7GL-C / D / E	 <b>89540</b>	 <b>13025</b>	 <b>71880</b>	 <b>15201</b>	 <b>51330</b>	 <b>51430</b>
5.0GL-F 5.0GL-G	 <b>89310</b>	 <b>13025</b>	 <b>71880</b>	 <b>15201</b>	 <b>51330</b>	 <b>51430</b>
5.0GL-FF 5.0GL-GF	 <b>89310</b>	 <b>13045</b>	 <b>71880</b>	 <b>15201</b>	 <b>51330</b>	 <b>51430</b>
5.0GL-J	 <b>89310</b>	 <b>13025</b>	 <b>71880</b>	 <b>15201</b>	 <b>51338</b>	 <b>51430</b>
5.0GL-JF 5.0GL-J1)	 <b>89310</b>	 <b>13045</b>	 <b>71880</b>	 <b>15201</b>	 <b>51338</b>	 <b>51430</b>

# Volvo Penta

## VOLVO PENTA - QUICK REFERENCE / ENGINE SIDE

Models	Impeller Kit	Thermostat Kit	Complete Tune-Up Kit	Recirculating Water Pump	Exhaust Elbow	Exhaust Manifold
5.0Gi 5.0Gi PBY 5.0GXi-A 5.7Gi-A 5.7Gi PLK 5.7GLi PLK	 <b>89540</b>	 <b>13431</b>	 <b>71880</b>	 <b>15201</b>	 <b>51330</b>	 <b>51430</b>
5.7Gi PHUS 5.7Gi PMDA 5.7Gi PNCA 5.7Gi PNCB 5.7Gi PNCM 5.7Gi PNCS	 <b>89540</b>	 <b>13431</b>	 <b>71880</b>	 <b>15201</b>	 <b>51330</b>	 <b>51430</b>
5.7GSi PLK 5.7GSi PBY 5.7GSi PWTR 5.7GSi PEFS 5.7GXi-A / B	 <b>89540</b>	 <b>13431</b>	 <b>71880</b>	 <b>15201</b>	 <b>51330</b>	 <b>51430</b>
5.0GXi-B 5.0OSi-B 5.7Gi-B 5.7OSi-A 5.7GXi-C 5.7OSXi-A	 <b>89540</b>	 <b>13431</b>	 <b>71890</b>	 <b>15201</b>	 <b>51330</b>	 <b>51430</b>
5.0GXi-BF 5.0OSi-BF 5.7Gi-BF 5.7OSi-AF 5.7GXi-CF 5.7OSXi-AF	 <b>89540</b>	 <b>13045</b>	 <b>71890</b>	 <b>15201</b>	 <b>51330</b>	 <b>51430</b>
5.0GXi-C / D 5.0OSi-C / D 5.7Gi-C / D 5.7OSi-B / C 5.7GXi-D / E 5.7OSXi-B / C	 <b>89540</b>	 <b>13025</b>	 <b>71890</b>	 <b>15201</b>	 <b>51330</b>	 <b>51430</b>
5.0GXi-CF / DF 5.0OSi-CF / DF 5.7Gi-CF / DF 5.7OSi-BF / CF 5.7GXi-DF / EF 5.7OSXi-BF / CF	 <b>89540</b>	 <b>13045</b>	 <b>71890</b>	 <b>15201</b>	 <b>51330</b>	 <b>51430</b>
5.0GXi-E 5.0OSi-E 5.7Gi-E 5.7OSi-D 5.7GXi-F 5.7OSXi-D	 <b>89540</b>	 <b>13025</b>	 <b>71890</b>	 <b>15201</b>	 <b>51330</b>	 <b>51430</b>
5.0GXi-EF 5.0OSi-EF 5.7Gi-EF 5.7OSi-DF 5.7GXi-FF 5.7OSXi-DF	 <b>89540</b>	 <b>13045</b>	 <b>71890</b>	 <b>15201</b>	 <b>51330</b>	 <b>51430</b>
5.0GXi-F / G 5.0OSi -F / G 5.7Gi-F / G 5.7OSi-E / G 5.7GXi-G / H 5.7OSXi -E / G	 <b>89310</b>	 <b>13025</b>	 <b>71890</b>	 <b>15201</b>	 <b>51330</b>	 <b>51430</b>





















































# Volvo Penta

VOLVO PENTA - QUICK REFERENCE / ENGINE SIDE						
Models	Impeller Kit	Thermostat Kit	Complete Tune-Up Kit	Recirculating Water Pump	Exhaust Elbow	Exhaust Manifold
5.0GXi-FF / GF 5.0OSi-FF / GF 5.7Gi-FF / GF 5.7OSi-EF / GF 5.7OSXi-EF / GF 5.7GXi-GF / HF	 <b>89310</b>	 <b>13045</b>	 <b>71890</b>	 <b>15201</b>	 <b>51330</b>	 <b>51430</b>
5.0GXi-J / N 5.0OSi-J 5.7Gi-J / N 5.7OSi-J 5.7GXi-J / N 5.7OSXi-J	 <b>89310</b>	 <b>13025</b>	 <b>71890</b>	 <b>15201</b>	 <b>51338</b>	 <b>51430</b>
5.0GXi-JF / J <sub>1</sub> / N <sub>1</sub> ) 5.0OSi-JF 5.7Gi-JF / J <sub>1</sub> / N <sub>1</sub> ) 5.7OSi-JF 5.7GXi-JF / J <sub>1</sub> / N <sub>1</sub> ) 5.7OSXi-JF	 <b>89310</b>	 <b>13045</b>	 <b>71890</b>	 <b>15201</b>	 <b>51338</b>	 <b>51430</b>
5.0GXiE-J / K / M / N 5.0SiE-J 5.7GiE-J / K / M / N 5.7OSiE-J 5.7GXiE-J / K / M / N 5.7OSXiE-J	 <b>89310</b>	 <b>13025</b>	 <b>71890</b>	 <b>15201</b>	 <b>51338</b>	 <b>51430</b>
5.0GXiE-JF / KF / MF / N <sub>1</sub> ) 5.0OSiE-JF 5.7GiE-JF / KF / MF / N <sub>1</sub> ) 5.7OSiE-JF 5.7GXiE-JF / KF / MF / N <sub>1</sub> )	 <b>89310</b>	 <b>13045</b>	 <b>71890</b>	 <b>15201</b>	 <b>51338</b>	 <b>51430</b>
5.0FLPMDA 5.8FLPMDA	 <b>89610</b>	 <b>13431</b>	 <b>71730</b>	-	 <b>51330</b>	 <b>51490</b>
5.0FLPHU 5.0FLPNCA 5.0FLPNCM 5.0FLPNCS 5.0FLPNCB	 <b>89540</b>	 <b>13431</b>	 <b>71730</b>	-	 <b>51330</b>	 <b>51490</b>
5.8FLPHU 5.8FLPNCA 5.8FLPNCM 5.8FLPNCS 5.8FLPNCB	 <b>89540</b>	 <b>13431</b>	 <b>71730</b>	-	 <b>51330</b>	 <b>51490</b>
5.0FiPMDA 5.0FiPMDM 5.8FiPMDA 5.8FiPMDM	 <b>89610</b>	 <b>13431</b>	-	-	 <b>51334 - stbd</b> <b>51332 - port</b>	 <b>51490</b>
5.0FiPHU 5.8FiPHU 5.8FSiPHU	 <b>89540</b>	 <b>13431</b>	-	-	 <b>51334 - stbd</b> <b>51332 - port</b>	 <b>51490</b>













































# Volvo Penta

## VOLVO PENTA - QUICK REFERENCE / ENGINE SIDE

Models	Impeller Kit	Thermostat Kit	Complete Tune-Up Kit	Recirculating Water Pump	Exhaust Elbow	Exhaust Manifold
5.0FiPNCA 5.0FiPNCM 5.8FiPNCA 5.8FiPNCM 5.8FSiPNCA	 <b>89540</b>	 <b>13431</b>	-	-	 <b>51334 - stbd</b> <b>51332 - port</b>	 <b>51490</b>
5.0FiPNCS 5.0FiPNCB 5.8FiPNCS 5.8FiPNCB 5.8FSiPNCD 5.8FSiPNCS	 <b>89540</b>	 <b>13431</b>	-	-	 <b>51334 - stbd</b> <b>51332 - port</b>	 <b>51490</b>
740A 740B	-	 <b>13381</b>	 <b>71730</b>	 <b>15301</b>	-	-
7.4GLPMD 8.2GLPMD	 <b>89610</b>	 <b>13028</b>	 <b>71730</b>	 <b>15301</b>	 <b>51330</b>	 <b>51500</b>
7.4GL PHU 7.4GL PLK 7.4GL PNCA 7.4GL PNCB 7.4GL PNCM 7.4GL PNCS	 <b>89540</b>	 <b>13028</b>	 <b>71730</b>	 <b>15301</b>	 <b>51330</b>	 <b>51500</b>
7.4Gi-PHUB / PNCA 7.4Gi-PNBM 7.4GSi-PHUB / XNCM 7.4Gi-PNCS / PNCB 7.4Gi-PLKD / PLKE	 <b>89540</b>	 <b>13028</b>	 <b>71880</b>	 <b>15301</b>	 <b>51330</b>	 <b>51500</b>
7.4GSiXNCB 7.4GiPBY 8.2GSiXNCB DPX385 / DPX415 LK / BY	 <b>89540</b>	 <b>13028</b>	 <b>71880</b>	 <b>15301</b>	 <b>51330</b>	 <b>51500</b>
7.4Gi PWT 7.4Gi PEF	 <b>89540</b>	 <b>13028</b>	 <b>71880</b>	 <b>15301</b>	 <b>51330</b>	 <b>51500</b>
7.4GSi XWT / XEF 8.2GSi XWT / XEF DPX385 XWT / XEF DPX415 XWT / XEF	 <b>89540</b>	 <b>13028</b>	 <b>71880</b>	 <b>15301</b>	 <b>51330</b>	 <b>51500</b>
8.1Gi-A / B 8.1GSi-A 8.1GXi-A DPX375-A / B DPX420-A / B	 <b>89540</b>	 <b>13065</b>	-	 <b>15330</b>	 <b>51330</b>	 <b>51500</b>

# Volvo Penta

































































## VOLVO PENTA - QUICK REFERENCE / ENGINE SIDE

Models	Impeller Kit	Thermostat Kit	Complete Tune-Up Kit	Recirculating Water Pump	Exhaust Elbow	Exhaust Manifold
8.1Gi-BF / CF / DF 8.1Gi- EF / FF 8.1GXi-AF / BF / CF 8.1GXi-DF / EF	 <b>89540</b>	 <b>13045</b>	-	 <b>15330</b>	 <b>51330</b>	 <b>51500</b>
8.1OSi-AF / BF DPX375-BF / CF DPX420-BF / CF	 <b>89540</b>	 <b>13045</b>	-	 <b>15330</b>	 <b>51330</b>	 <b>51500</b>
8.1Gi-C / D / E / F 8.1GXi-B / C / D / E 8.1OSi-A / B	 <b>89540</b>	 <b>13065</b>	-	 <b>15330</b>	 <b>51330</b>	 <b>51500</b>
8.1Gi-G / H / J 8.1GXi-F / G / J 8.1OSi-C / D	 <b>89310</b>	 <b>13065</b>	-	 <b>15330</b>	 <b>51330</b>	 <b>51500</b>
8.1Gi-GF / HF 8.1GXi-FF / GF 8.1OSi-CF / DF	 <b>89310</b>	 <b>13045</b>	-	 <b>15330</b>	 <b>51330</b>	 <b>51500</b>
8.1Gi-E / J / K / M 8.1GXiE-J / K / M 8.10Si-J 8.10SiE-J	 <b>89310</b>	 <b>13065</b>	-	 <b>15330</b>	 <b>51330</b>	 <b>51500</b>
8.1Gi-JF / J <sub>1</sub> ) 8.1GiE-JF / KF 8.1GiE-MF / M <sub>1</sub> ) 8.1GXi-JF / J <sub>1</sub> )	 <b>89310</b>	 <b>13065</b>	-	 <b>15330</b>	 <b>51330</b>	 <b>51500</b>
8.1GXiE-JF / KF 8.1GXiE- MF / M <sub>1</sub> ) 8.10Si-JF 8.10SiE - JF	 <b>89310</b>	 <b>13065</b>	-	 <b>15330</b>	 <b>51330</b>	 <b>51500</b>
DPX500 DPX525 DPX600	 <b>89310</b>	-	-	 <b>15330</b>	-	-

















# Volvo Penta

## VOLVO PENTA - QUICK REFERENCE / DRIVE SIDE

Models	U-Joint Bellow Kit	Exhaust Bellow Kit	Anode Kit	Setting Pin Kit	Tilt Bushings	Prop Service Kit	Gear Housing Seal Kit
200	 89030	 89020	 12785	 23080	 23090	 23121	 87760 87780
250	 89030	 89020	 12780/12785	 23080	 23090/23130	 23121	 87760 87780
270 270T	 89030	 89020	 12780/12784	 23080	 23090/23091 23130	 23122	 87760 87780
275 275A 285A	 89030	 89020	 12780/12784	 23080	 23090/23130	 23120	 87760 87780
280 280TA 280PT	 89030	 89020	 12896	 23080	 23090/23091 23130	 23120/23122	 87760 87780
280DP	 89030	 89020	 12898	 23080	 23090/23130	-	 87760 87770
290 290A	 89030	 89020	 12897	-	 23092	 23123	 87760 87780
SP-A SP-A1 SP-A2	 89030	 89020	 12897	-	 23092	 23123	 87760 87780
SP-C SP-C1 SP-E	 89030	 89020	 12897	-	 23093	 23124	 87760 87780
290DP	 89030	 89020	 12899	-	 23092	-	 87760 87770

# Volvo Penta

VOLVO PENTA - QUICK REFERENCE / DRIVE SIDE							
Models	U-Joint Bellow Kit	Exhaust Bellow Kit	Anode Kit	Setting Pin Kit	Tilt Bushings	Prop Service Kit	Gear Housing Seal Kit
DP-A / A1 / A2 DP-B / B1	 <b>89030</b>	 <b>89020</b>	 <b>12899</b>	-	 <b>23092</b>	-	 <b>87760</b> <b>87770</b>
DP-C / C1 DP-D / D1 DP-E	 <b>89030</b>	 <b>89020</b>	 <b>12899</b>	-	 <b>23093</b>	-	 <b>87760</b> <b>87770</b>
DP-G	 <b>89030</b>	-	 <b>12899</b>	-	 <b>23093</b>	-	-
DPX-S DPX-S1 DPX-R	 <b>89030</b>	 <b>89020</b>	-	-	-	-	 <b>87760</b> -
DPX-A	-	 <b>89020</b>	-	-	-	-	-
DPH-A/B	-	-	 <b>12933</b>	-	-	-	-
DPR-A/B	-	-	 <b>12948</b>	-	-	-	-
SX-S	 <b>89200</b>	 <b>89190</b>	 <b>12921</b>	-	-	-	 <b>87740</b>
SX-C SX-R SX-M	 <b>89200</b>	 <b>89190</b>	 <b>12921</b>	-	-	-	 <b>87740/87750</b>
DP-S	 <b>89200</b>	 <b>89190</b>	 <b>12921</b>	-	-	-	 <b>87740</b>





[www.excellentwatersport.nl](http://www.excellentwatersport.nl)

Communicatieweg 9-2  
3641 SG Mijdrecht  
tel 0297 250 219  
fax 0297 256 897  
[www.excellentwatersport.nl](http://www.excellentwatersport.nl)