



GOVERNMENT OF MAHARASHTRA
STATE COMMON ENTRANCE TEST CELL, MAHARASHTRA STATE, MUMBAI
8th Floor, New Excelsior Building, A.K. Nayak Road, Fort, Mumbai 400 001.


E-Mail-maharashtra.cetcell@gmail.com
Website -www.mahacet.org

Telephone No. - 022-22016157/53
022-22016159

Information Brochure of Online Admission Procedure for the First Year Engineering and Technology Course for the Year 2020 21

Online Admission Facility for First Year Engineering and Technology Courses conducted through State Common Entrance Examination Cell, State of Maharashtra, Mumbai is available at **www.fe2020.mahacet.org**. It prominently displays different menus like important dates, instructions, rules of Admission Process, Helpline numbers and button to register new application along with last 3 years course-wise cut-off of every college. Also the left side menu have the information brochure for filling the application form, video of filling the application form, information brochure of the admission process and the Government rules related to the admission.

Candidates can register by clicking the **New Registration** button on the home page of the first year Engineering and Technology course admission.

State Common Entrance Test Cell, Government of Maharashtra
First Year Under Graduate Technical Courses in Engineering and Technology Admissions 2020-21

Helpline Number (10:00 AM to 06:00 PM)
+91-9322083443, +91-9326394907

Login Links

Home

RO / Institute / FC / ARC Login

Registered Candidate Login

Important Links

Check Your Eligibility

Important Dates

Application Fees

Contact Us

Rules and Brochure

Eligibility Published in 2019

Principle Rules 2017

Amendment Rules 2018

Home

Important Dates

Notifications

News

Downloads

Contact Us

IMPORTANT

Ongoing Events

Click [HERE](#) for Entire Schedule

New Registration

Already Registered

News

Notifications

Downloads

❖ Step 1 - Select the candidature type :-

➤ Select Common Entrance Test :-

In this, the candidates have to choose the common examination given for the Engineering and Technology course. First candidates are asked whether they have passed MHT-CET 2020 exam. If the candidate clicks on the '**Yes**' button, the candidate has to enter the application form number & seat number of the common examination and click on the '**Check CET Details**' button. The candidate will then be shown the marks obtained in the common examination. Then click on '**Save & Proceed**' button below. If the candidate has not appeared for the MHT-CET 2020 exam, the candidate should click on the **No** button.

MHT-CET 2020 Details	
Have you Appeared for MHT-CET 2020 ?	<input checked="" type="radio"/> Yes <input type="radio"/> No
MHT-CET 2020 Application Number	<input type="text" value="110000035"/> *
MHT-CET 2020 Roll Number	<input type="text" value="102085880458"/> *
<input type="button" value="Check CET Details"/>	
MHT-CET 2020 Percentile Score	
Physics	98.7822222
Chemistry	97.3643699
Mathematics	98.9354229
Total PCM	98.9633047
<input type="button" value="Save & Proceed >>>"/>	

Activate Windows
Go to Settings to activate Windows.

Candidates are then asked if they have passed the JEE (Main) 2020 exam. If the candidate clicks on the '**Yes**' button, the candidate has to fill in the next step information. Otherwise, the candidate has to click on '**No**' button and if eligible for Foreign National / NRI / PIO / OCI / CIWGC / NEUT / JKSSS then need to click on '**Yes**' button. If not, click on '**No**' button and the candidate will be asked whether he has passed the Engineering and Technical Diploma. If yes, candidate needs to click on the '**Yes**' button below and fill in the information for the next stage.

MHT-CET 2020 Details	
Have you Appeared for MHT-CET 2020 ?	<input type="radio"/> Yes <input checked="" type="radio"/> No
Have you Appeared for JEE (Main) 2020 Paper-1 NTA Score ?	<input type="radio"/> Yes <input checked="" type="radio"/> No
Are You Foreign National / NRI / PIO / OCI / CIWGC / NEUT / JKSSS Candidate ?	<input type="radio"/> Yes <input checked="" type="radio"/> No
Qualifying Exam	<input type="radio"/> HSC <input checked="" type="radio"/> Diploma in Engineering & Technology
<input type="button" value="Save & Proceed >>>"/>	

➤ Personal Information Registration :-

After opening the online registration form, the candidates should first submit their full name, father's name, mother's name, gender, date of birth, religion, region, mother tongue, annual family income and nationality etc. The information has to be filled accurately.

Registration Details	
Personal Details	
Candidate's Full Name उमेदवाराचे पूर्ण नाव	HARSHVARDHAN POPATRAO WAGHMOD * (As appeared on HSC Marksheet) (बाटावी गुणपत्रिकेवर प्रकाशित केल्याप्रमाणे)
Father's Name वडिलांचे नाव	POPATRAO *
Mother's Name आईचे नाव	PRIYANKA *
Gender लिंग	Male *
DOB (DD/MM/YYYY) जन्म तारीख (दिनांक/महिना/वर्ष)	11/06/2000 *
Religion धर्म	Hindu *
Region प्रदेश	Rural *
Mother Tongue मातृभाषा	Marathi *
Annual Family Income वार्षिक कुटुंबिक उत्पन्न	6,00,001 - 7,00,000 *
Aadhaar Number आधार क्रमांक	
Nationality राष्ट्रीयत्व	India *


➤ Correspondance Details :-

At this stage of the online registration application, information related to the candidate's correspondence address, state, district, taluka, village, pin code, telephone number (no problem if not) mobile number and email id. etc has been asked. Candidates are required to fill in the correct information as the candidates will receive communication/correspondence/instructions based on the above information.

Communication Details			
Address Line 1 पत्ता ओळ 1	Wagamode Lane *		
Address Line 2 पत्ता ओळ 2	Rehekuri *		
Address Line 3 पत्ता ओळ 3			
State राज्य	Maharashtra *	District जिल्हा	Ahmednagar *
Taluka तालुका	Karjat *	Village गाव	Rehekuri *
PIN Code पिन कोड	414402 *	Telephone No दूरध्वनी क्रमांक	<input type="text"/> - <input type="text"/>
<p>One Time Password (OTP) will be sent to the mobile number given below for activation of your login. Kindly make sure that mobile number is correct. This mobile number will be used for all future communications.</p>			
Mobile No क्षमणध्वनी क्रमांक	7769925909 *	E-Mail ID ई - मेल आयडी	harshvardhanw@gmail.com *

➤ Password Details :-

At this stage of the online registration application, the candidates have to re-enter the password as per the instructions on the screen to create an account on the website and click on the **'Save & Proceed'** button below.

Choose Password	
<p>The Password must be as per the following Password policy :</p> <ul style="list-style-type: none"> • Password must be 8 to 13 character long. • Password must have at least one Upper case alphabet. • Password must have at least one Lower case alphabet. • Password must have at least one numeric value. • Password must have at least one special characters eg. !@#%&*~ 	
Choose Your Password संकेतशब्द निवडा *
Confirm Password संकेतशब्दाची पुष्टी करा *
Enter Security Pin Given Below (case sensitive)	PE4AR *
Security Pin	<p>P E 4 A R</p> 
<p>Save & Proceed >>></p> <p>Activate Windows Go to Settings to activate Windows.</p>	

➤ OTP Verification :-

At this stage of the online registration application, the OTP will be sent to the mobile number mentioned by the candidate through the system for verification. In the box above the screen, enter the OTP received on the mobile and click on the **'Verify OTP'** button below. If you do not receive OTP on your mobile, click on **'Retry on Call'** button.

Verify One Time Password

Instructions :

- DTE will send you a One Time Password (OTP) on your mobile to verify the mobile number.
- After receiving OTP, Please Enter it.
- After Verification of your OTP, You will get Application ID to complete your Application Form.

Enter One Time Password

Verify OTP

Retry in 18 Second

➤ Details of Application Number received :-

The application number will be given to the candidates through the system assuming that the information filled by the candidate in the online registration form is correct. This application number / user ID needs to be preserved permanently throughout the process by the candidate.

Instructions

Registered Successfully for Admission to First Year of Under Graduate Technical Courses in Engineering and Technology for the Academic Year 2020-21

Application ID : EN20460816

Important instruction :

1. Please note down system generated Application ID and chosen Password for all future logins.
2. Candidate is advised not to disclose or share their password with anybody. CET Cell will not be responsible for violation or misuse of the password of a candidate.
3. Candidate can change his/her passwords after login, if desired.
4. Candidate should remember to log out at the end of their session so that the particulars of the candidate cannot be tampered or modified by unauthorized persons.
5. Candidate can reset Password using a verification code sent via text message (SMS) to Candidate's Registered Mobile No.
6. Application ID has been sent to Candidate's Registered Mobile Number.

Proceed to Complete Application Form >>>

➤ Account Login :-

After registering online, enter the application number / username received by the computer system and the password (password) mentioned at the time of registration on the login screen and click on the '**Sign In**' button below.



State Common Entrance Test Cell, Government of Maharashtra
First Year Under Graduate Technical Courses in Engineering and Technology Admissions 2020-21

Helpline Number (10:00 AM to 06:00 PM)
+91-9322083443, +91-9326394907

Login Links	Home	Important Dates	Notifications	News	Downloads	Contact Us
Home	Registered Candidates Sign In					
RO / Institute / FC / ARC Login	Application ID : <input type="text" value="EN20460816"/>					
Registered Candidate Login	Password : <input type="password" value="....."/>					
Important Links	Sign In					
Check Your Eligibility	I can't access my account ?					
Important Dates	Instructions :					
Application Fees	<ol style="list-style-type: none">1. The Candidate who is already registered should enter Application ID and Password.2. In case candidate forgets his / her Application ID / Password, he / she can retrieve it by using "I can't access my account ?".3. Candidate is advised not to disclose or share their password with anybody. CET Cell will not be responsible for violation or misuse of the password of a candidate.4. Only authorised users are allowed to proceed further.5. Your IP Address and other information will be captured for security reasons.					

➤ Stage 1– Personal Information :-

A total of 10 stages of application are shown on the candidate's login dashboard, out of which the first stage has been completed and the remaining stages are required for the candidates to complete. Candidates will not be able to send their online application for e-scrutiny till the total 09 steps on the dashboard are completed. Also a message about the current status of the application is displayed on the main page.

➤ **Stage 2 – Select Candidature Type :-**

In this, the candidate has to choose the type of candidature. First of all, let's take a brief look at the types of candidature and which candidates are included in them.

- **Candidature Type Maharashtra - A** – Candidates whose domicile / birth is in Maharashtra and candidates from Maharashtra who have passed 10th and 12th or equivalent examinations are in this category.
- **Candidature Type Maharashtra - B** – Candidates are categorized as having the domicile / birth certificate of either the candidates or mother or father and the tenth pass of the candidate has been from a state outside Maharashtra and the twelfth or equivalent examination has been done from Maharashtra.
- **Candidature Type Maharashtra - C** – In this, till the last date of filing of application, the children of the employees whose mother or father is in the service of the Central Government Office or in the office of the Central Authority are falling into this category of candidature.
- **Candidature Type Maharashtra - D** – In this, the children of the candidates whose parents are serving in the government office in Maharashtra or in the office of the authority in the government service or after retirement in Maharashtra are falling into this category of candidature.
- **Candidature Type Maharashtra - E** – Candidates who have passed 10th and 12th or equivalent examinations from Maharashtra-Karnataka border fall into this category.
- **Candidature Type - Candidates from outside Maharashtra (OMS)** – This includes candidates whose domicile certificate is from a state outside Maharashtra and who have passed the 10th and 12th or equivalent examinations from a state outside Maharashtra.

Thus, there are candidature types as above. Accordingly, candidates should select the type in which they are falling and click the Save & Proceed button below.

Claim Your Type of Candidature	
Note : • Read all the types carefully and claim your Type of Candidature by clicking on the radio button and then click on 'Save & Proceed' Button.	
Eligibility Requirement	Select Candidature Type
(i) Candidates Passing SSC and also HSC or Diploma in Engineering examination from a recognized institution in Maharashtra State. (ii) Candidate who is either Domicile of Maharashtra and / or is born in Maharashtra.	<input checked="" type="radio"/> Maharashtra - Type A
A Candidate who does not fall in Type-A above, but who or whose Father or Mother is domiciled in the State of Maharashtra and possess Domicile Certificate.	<input type="radio"/> Maharashtra - Type B
A Candidate who does not fall in either Type-A or Type-B but whose Father or Mother is an employee of the Government of India or Government of India Undertaking and who has been posted and reported to duty in Maharashtra State before the last date for submission of Application Form for CAP.	<input type="radio"/> Maharashtra - Type C

➤ Stage 3 - Select Original University and Social Category

Original University - In this, the information has to be filled according to the candidate category chosen by the candidate. First of all, after selecting the type of candidature Maharashtra-A, let's look briefly at the information to be filled by the candidate.

❖ Candidature Type Maharashtra - A -

- Candidates who have opted for Maharashtra-A type are required to select one of the documents like birth certificate or domicile certificate or school leaving certificate to be a resident of Maharashtra and upload the certificate at the time of filling up the application.
- Also, the candidate should select the district from which he has passed 10th.
- The candidate also should choose the District and Taluka which has passed 12th or equivalent examination.

❖ Candidature Type Maharashtra - B -

- Candidates who have selected Maharashtra-B type have to choose to have a domicile certificate of either the candidate or the mother or father and upload the certificate at the time of filling up the application.
- Also select the district and taluka where the above selected person resides.

❖ Candidature Type Maharashtra - C -

- a)** For candidates who have selected Maharashtra-C type, the candidate's mother or father who is currently serving in the Central Government Office or in the Government Service in the Central Authority office should select one of them.
- b)** Also, the district or taluka of Maharashtra where the father or mother of the candidate is working should be selected.

❖ Candidature Type Maharashtra - D –

- a)** For candidates who have opted for Maharashtra-D type, the candidate's mother or father who is currently serving in the Government office in Maharashtra or in the office of the Authority in Government service or after retirement is required to select one of them and upload the Proforma-B sample at the time of filling up the application.
- b)** Also select the district and taluka where the father or mother of the candidate is working / settled after retirement.

❖ Candidature Type Maharashtra - E -

- a)** For the candidate who has selected Maharashtra-E type, the candidate should select the district from which he has passed 10th in Maharashtra-Karnataka border.
- b)** Candidates should also choose the district and taluka where they have passed 12th or equivalent examination and have to upload Proforma-G-1 and G-2 while filling the application for being a resident of Maharashtra-Karnataka border.

Candidates should fill in the information regarding the type of candidature and select the following social category.

Home University Details	
Your Type of Candidature : Maharashtra - Type A	
Select Document for Type-A प्रकार - अ साठीचे प्रमाणपत्र निवडा	Birth Certificate ▼ *
Select District from which Candidate has Passed SSC उमेदवाराने दहावी उत्तीर्ण केलेला जिल्हा निवडा	Ahmednagar ▼ *
Select District from which Candidate has Passed HSC / Diploma in Engineering & Technology उमेदवाराने बारावी / अभियांत्रिकी व तंत्रज्ञान पदविका उत्तीर्ण केलेला जिल्हा निवडा	Ahmednagar ▼ *
Select Taluka from which Candidate has Passed HSC / Diploma in Engineering & Technology उमेदवाराने बारावी / अभियांत्रिकी व तंत्रज्ञान पदविका उत्तीर्ण केलेला तालुका निवडा	Ahmednagar ▼ *
Your Home University मुख्य विद्यापीठ	Savitribai Phule Pune University
Category Details	
Select Category to Which You Belong आपला प्रवर्ग निवडा	NT 2 (NT-C) ▼ *
Select Caste to Which You Belong आपल्या जातीचे नाव निवडा	Dhangar (29) ▼ *
Select Caste / Tribe Validity Certificate Status जात / जमात वैधता प्रमाणपत्राची स्थिती निवडा	Available ▼ *
Select Non-Creamy Layer Certificate Status नॉन-क्रीमी लेयर प्रमाणपत्र स्थिती निवडा	Available ▼ *

Activate Windows
Go to Settings to activate Windows.

- **Social Category** – For the candidates who fall in the above Maharashtra-A to Maharashtra-E candidature type, there are a total of 9 main social categories. The candidate has to choose the social category in which he falls. If the candidate falls in the backward category, then the candidates have to choose other matters which are related to it and they have to select the status where they have the relevant documents and click the ‘**Save & Proceed**’ button below.

Let us first briefly look at all the social categories.

- ❖ **Open** – After selecting the open category in the social category, all the candidates who do not have any reservation for the social category in the state of Maharashtra fall into the open category.
- Candidates are then asked to fill in the personal information and the combined income of the families is mentioned. Accordingly, the candidates whose combined income of the families is up to Rs. 8 lakhs are eligible in the Financially Weak (EWS) category.
 - Such candidates have been asked whether they want to apply in the category of Financially Weak (EWS). Candidates should select Yes in Drop Down if they want to take advantage of the Financially Weak (EWS) category. Otherwise select No in Drop Down.
 - Then the name of the open category caste should be mentioned.
 - Then you have to choose one of the Available, Apply But Not Received status for the Certificate of Economically Weak Component (EWS) category. If the candidate selects the Available status, the candidate has

to upload the certificate in the next stage and if he selects the Apply But Not Received status, the candidate has to select the application number, date of application, district and taluka where the application was submitted and upload the receipt in the next stage.

❖ Scheduled Caste (SC) / Scheduled Depository (ST) –

- a) In this, relevant information is to be filled for the candidates belonging to Scheduled Castes / Scheduled Tribes.
- b) Candidates who fall in the category of Scheduled Castes / Scheduled Tribes at the outset should select the Scheduled Castes (SC) / Scheduled Tribes (ST) category.
- c) After selecting the category, the candidates have to select the original caste.
- d) Candidates are then asked the status of caste / tribe validity certificate. One should select from Available, Apply But Not Received or Not Applied status.
- e) If the candidate chooses Available Status, the candidate has to upload the Caste / Tribe Validity Certificate in the next stage or if the candidate chooses the Apply But Not Received status, the candidate has to apply for Caste / Tribe Validity Certificate, Application Date, Certificate Issued Authority Name, Certificate Issued District, Name and caste / tribe certificate number etc. as per caste / tribe validity certificate. The information needs to be mentioned. Or if the candidate chooses Not Applied status, the application will be considered on the basis of the remaining eligibility except for the reservation and concessions of the concerned category in the admission process.

❖ Denotified Tribes/**Vimukta Jati** (DT/VJ) / Nomadic Tribes-B (NT1 (NT-B) / Nomadic Tribes-C (NT2 (NT-C)) / Nomadic Tribes-D (NT3 (NT-D)) / E.M. OBC / SBC –

- a) These include Denotified Tribes/ **Vimukta Jati** (DT / VJ) / Nomadic Tribes-B (NT1 (NT-B) / Nomadic Tribes-C (NT2 (NT-C)) / Nomadic Tribes-D (NT3 (NT-D) / etc. The same information is to be filled for the candidates in OBC / VBC (SBC) category.
- b) Initially Denotified Tribes/ **Vimukta Jati** (DT / VJ) / Nomadic Tribes-B (NT1 (NT-B) / Nomadic Tribes-C (NT2 (NT-C)) / Nomadic Tribes-D (NT3 (NT-D) / OBC / VBC (SBC) category should be selected.
- c) After selecting the category, the candidates have to select the original caste.

- d) After that the candidates are asked the status of caste / tribe validity certificate. One of them is Available, Apply But Not Received, Not Applied.
- e) If the candidate chooses Available Status, the candidate has to upload the Caste / Tribe Validity Certificate in the next stage or if the candidate chooses the Apply But Not Received status, the candidate has to apply for Caste / Tribe Validity Certificate, Application Date, Certificate Issued Authority Name, Certificate Issued District, Name and caste / tribe certificate number etc. as per caste / tribe validity certificate. The information needs to be mentioned. Or if the candidate chooses Not Applied status, the application will be considered on the basis of the remaining eligibility except for the reservation and concessions of the concerned category in the admission process.
- f) Candidates are then asked for the status of Non-Cream Layer Certificate.
- g) If the candidate selects the Available Status of Non-Creamy Layer Certificate, the candidate has to upload the Non-Creamy Layer Certificate in the next stage or if the candidate selects Apply But Not Received, the candidate has to apply for Non-Creamy Layer Application Number, Etc. The information needs to be mentioned. Or if the candidate chooses Not Applied status, the application will be considered on the basis of the remaining eligibility except for the reservation and concessions of the concerned category in the admission process.

Home University Details	
Your Type of Candidature : Maharashtra - Type A	
Select Document for Type-A प्रकार - अ साठीचे प्रमाणपत्र निवडा	Birth Certificate
Select District from which Candidate has Passed SSC उमेदवाराने दहावी उत्तीर्ण केलेला जिल्हा निवडा	Ahmednagar
Select District from which Candidate has Passed HSC / Diploma in Engineering & Technology उमेदवाराने बारावी / अभियांत्रिकी व तंत्रज्ञान पदविका उत्तीर्ण केलेला जिल्हा निवडा	Ahmednagar
Select Taluka from which Candidate has Passed HSC / Diploma in Engineering & Technology उमेदवाराने बारावी / अभियांत्रिकी व तंत्रज्ञान पदविका उत्तीर्ण केलेला तालुका निवडा	Ahmednagar
Your Home University मुख्य विद्यापीठ	Savitribai Phule Pune University
Category Details	
Select Category to Which You Belong आपला प्रवर्ग निवडा	NT 2 (NT-C)
Select Caste to Which You Belong आपल्या जातीचे नाव निवडा	Dhangar (29)
Select Caste / Tribe Validity Certificate Status जात / जमात वैधता प्रमाणपत्राची स्थिती निवडा	Available
Select Non-Creamy Layer Certificate Status ऑन-क्रीमी लेयर प्रमाणपत्र स्थिती निवडा	Available

❖ Step 4 - Select Parallel Reservation –

In this, the candidate has to fill in the information about the parallel reservation and other matters other than social category. In it, we will first look at the brief information about the category of disabled and handicapped.

- a) Handicapped / Handicapped Category - In this, if the candidate falls in the handicapped / handicapped category, then the type of handicapped / handicapped category in the front drop down has to be selected and in

the next stage at least 40% handicapped / handicapped certificate has to be uploaded. If the candidate does not fall in this category, the candidate should select Not Applicable.

- b) Category in Parent in Defense Service** - In this case, if the parents of the candidate are working in the Defense Service or have retired from the Defense Service, then the type of Defense Service in the front drop down has to be selected and Proforma-C and domicile certificate has to be uploaded in the next stage. If the candidate does not fall in this category, the candidate should select Not Applicable.
- c) Tuition Fee Waiver Scheme-** In this the total income of the families mentioned by the candidates by filling in the personal information by all means is maximum Rs.8 Lakhs. Candidates up to Rs 8 lakh are asked to apply for Tuition Fee Waiver Scheme (TFWS). If the candidate wants to avail the benefit of Tuition Fee Waiver Scheme (TFWS), then select Yes in the next drop down and upload the certificate of income in the next stage. Otherwise generated Rs. Candidates with more than 8 lakhs should select No in Drop Down.
- d) Orphan Category** - Candidates who are orphans and have been given Orphan Certificate by the Department of Women and Child Development, Government of Maharashtra should select Yes in the next drop down and upload the Orphan Certificate in the next stage. Otherwise the candidates who do not fall in the orphan category should select No in the front drop down.
- e) Minority category** - This includes the minority category of the candidate according to the religion and mother tongue mentioned by the candidate while filling the application. Accordingly, the candidate has been asked to fall into the following two minority categories namely Linguistic Minority (based on language) and Religious Minority (based on religion). Click on the box in front of Linguistic Minority and Religious Minority if the candidate is in the minority category and then select Linguistic Minority Type and Religious Minority Type in the minority category. Click the Proceed button.

❖ Stage 5 - Choose an educational qualification –

- a) Tenth Passing Examination** - In this, at the beginning, the candidate should select the tenth passing board and the passing year and mention the seat number. Then the marks of Mathematics, Science, English and the total marks of all the subjects should be mentioned.

Qualification Details			
SSC / Equivalent Details			
SSC Board दहावी बोर्ड		Maharashtra State Board of Secondary and Higher Secondary Education, Pune	
SSC Passing Year दहावी उत्तीर्ण वर्ष		SSC Seat Number दहावीचा आसन क्रमांक	
2000		S324564	
Note : If you have not appeared for Mathematics or Science or English in SSC then Enter Zero (0) in Marks Obtained and 100 in Marks OutOf for that Subject.			
Subject	Marks Obtained	Marks OutOf	Percentage
SSC Mathematics Marks	50	100	50
SSC Science Marks	55	100	55
SSC English Marks	45	100	45
SSC Aggregate Marks	545	650	83.84

- b) Twelfth Passed Examination - After that the candidate has to fill in the details of the twelfth or equivalent examination. The name of the school, the name of the board, the year passed, the seat number and the name of the candidate should be mentioned in it. If the candidate has passed from 12th Maharashtra Board in 2018, 2019 and 2020, then such candidates are not required to fill marks according to the subject. Clicking on the '**Gate HSC Data**' button below will automatically show the score by the computer system. But the candidates who have passed the rest of the year will have to mention the marks themselves.
- c) Diploma in Engineering and Technology Examination - In this, if the candidate has passed the post-tenth engineering and technology diploma course which is equivalent to the 12th examination, then the candidate should choose the position, name, year of passing the diploma, diploma seat number, status of diploma pass and type of marks in diploma To be filled.

Qualification Details			
SSC / Equivalent Details			
SSC Board दहावी बोर्ड		Maharashtra State Board of Secondary and Higher Secondary Education, Pune	
SSC Passing Year दहावी उत्तीर्ण वर्ष		SSC Seat Number दहावीचा आसन क्रमांक	
2000		S324564	
Note : If you have not appeared for Mathematics or Science or English in SSC then Enter Zero (0) in Marks Obtained and 100 in Marks OutOf for that Subject.			
Subject	Marks Obtained	Marks OutOf	Percentage
SSC Mathematics Marks	50	100	50
SSC Science Marks	55	100	55
SSC English Marks	45	100	45
SSC Aggregate Marks	545	650	83.84

❖ Stage 6 - JEE (Main) 2020 Paper-1 NTA Choose an exam –

In this, the candidates have been asked whether they have passed the JEE (Main) 2020 Paper-1 NTA examination given for engineering and technology courses. If the candidate clicks on the Yes button, the candidate has to mention the seat number of the common examination, the month and year of the JEE qualifying examination, Physics, Chemistry, Mathematics and the total marks. Then click on Save & Proceed button below. If Candidate has not appeared for JEE (Main) 2020 Paper-1 NTA Exam, Candidate should click on 'No' button.

JEE (Main) 2020 Paper-1 NTA Score	
Have you Appeared for JEE (Main) 2020 Paper-1 NTA Score आपण जेईई (मुख्य) 2020 पेपर -1 एनटीए पात्रता परिक्षेत उत्तीर्ण आहेत का ?	
<input checked="" type="radio"/> Yes <input type="radio"/> No	
Note : Please Enter Final Details (based on best of the two in total).	
Roll No आसन क्रमांक	<input type="text" value="453212345"/>
JEE Appearing Month & Year जेईई पात्रता उत्तीर्ण परिक्षेचा महिना व वर्ष	<input type="text" value="JAN-2020"/>
Physics भौतिकशास्त्र	<input type="text" value="55.5456787"/>
Chemistry दसायनशास्त्र	<input type="text" value="55.5456787"/>
Mathematics गणित	<input type="text" value="55.5456787"/>
Total एकुण	<input type="text" value="55.5456787"/>
<input type="button" value="Save & Proceed >>>"/>	

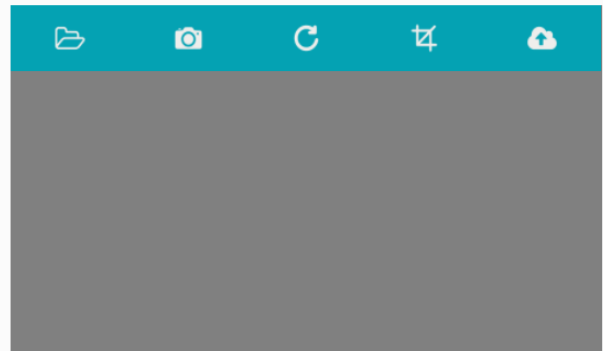
❖ Stage 7 - Select the photo of the candidate –

In the beginning, the candidate has to choose a photograph - select the photo and choose one of the front file or camera. In this case, when the candidate is applying from mobile, click on Camera button or if the candidate is applying from computer or laptop, then click on File button and select the photo. Also, to make the selected photo into more or less size, click on the Crop button and upload the photo and click on the 'Save & Proceed' button below.

Upload Photograph & Signature

Note :

1. The Photograph Image should be in jpg/jpeg/png format.
2. Size of the Photograph Image must be greater than 4 KB and less than 100 KB.
3. Dimension of Photograph Image should be 3.5 CM (width) * 4.5 CM (Height) only.
4. Ensure that Photograph Image is of good quality.
5. Use '**BROWSE**' button to set Photograph Image Path and Click '**PREVIEW**' Button to Verify Your Photograph.



❖ Stage 8 – Documents and Certificate Upload –

- a) Candidate has been asked documents and academic marks for the information filled in the above 7 stages.
- b) Candidate should have Indian citizenship, domicile certificate, caste / tribe certificate if he / she is a backward class candidate, caste / tribe validity certificate or receipt of submission of application, certificate or application submission certificate of non-advanced group, as well as financially weaker component (EWS) certificate or Receipt of submission of application, if other parallel reservations are selected, then the relevant certificate and academic marks (X and XII) and marks of common entrance examination etc. Documents / Certificates to be uploaded.
- c) When the candidate is applying online from mobile, he should click on camera button and take a photo of the actual document and upload it. Also, if the selected documents are of jpg, jpeg, png type, to increase or decrease the size of such documents, click on Crop button, click on '**Upload**' button and click on '**Save & Proceed**' button below.

❖

Upload Required Documents				
Instructions : <ul style="list-style-type: none"> Please Use Latest Version Of Google Chrome or Mozilla Firefox To Upload Documents. File Types Allowed : pdf, jpg, jpeg, png. Maximum File Size Allowed : 500 KB. 				
Sr. No.	Document Name	Upload	View	Edit
1	Certificate of Indian Nationality in the Name of the Candidate.			
2	Birth Certificate of the Candidate showing his / her Place of Birth in the State of Maharashtra.			
3	Caste Certificate clearly mentioning the Category of the Candidate and also the remarks that the caste is recognised as backward class in the State of Maharashtra.			
4	Caste / Tribe Validity Certificate in the Name of the Candidate, issued by the Caste / Tribe Validity Committee of Maharashtra State.			
5	Non-Creamy Layer Certificate issued by Sub Divisional officer or Deputy Collector of the District in addition to the Caste Certificate, valid upto 31st March 2021.			
6	Income Certificate of Parents issued by competent authority of Govt. Of Maharashtra having Annual Income upto Rs. 8 Lacs.			
7	Statement of Marks or Certificate of Passing SSC / Equivalent Examination.			
8	Statement of Marks or Certificate of Passing HSC / Equivalent Examination.			
9	Score Card of MHT-CET 2020.			

❖ Stage 9 – Paying the online application fee –

- The candidate is asked to pay the application fee for the admission process as per the selected social category and parallel reservation in the application. The candidate is shown how much the total application fee has to be paid.
- If the candidate has appeared for the MHT-CET 2020 Common Entrance Examination, the candidates are asked to pay the remaining fees online except the fees paid for that examination.
- Click on **‘Proceed To Payment’** button below to pay the admission fee. The candidate should then click on the Proceed button to pay the online fee on the Payment Gateway page. Candidates can then pay the application fee by choosing one of the mediums of card, net banking, wallet, UPI and QR code to pay the fee online.


Pay Application Fee	
MHT-CET Application Fee Paid (₹)	800/-
Online Application Fee Paid (₹)	0/-
Online Application Fee to be Paid (₹)	NIL/-
Save & Proceed >>>	

❖ Stage 10 – Copy of Online application and Online Application Submission:-

- A copy of the application is shown to the candidate as per the information filled by the candidate and the uploaded document / certificate.
- Candidates should check the information filled in and if any change is to be made in the application, if the candidate clicks on the relevant stage

on the left side, the candidate can change the information filled in. Candidate should make appropriate changes and click on **'Save & Proceed'** button below.

- c) Then the candidate should check the changes made by the candidate on the copy of the application and if appropriate, click on the Submit Application Form for e-verification button below.
- d) Candidates will then be asked for login password. Candidate should enter the login password and click on Verify Password button below.
- e) Candidates will then be sent for OTP check on the mobile number mentioned in the application. The candidate should mention it and click on the Verify OTP button below. Thus the application of the candidates has been sent for e-scrutiny and a copy of the sent application has been made available.



State Common Entrance Test Cell, Government of Maharashtra
First Year Under Graduate Technical Courses in Engineering and Technology Admissions 2020-21

Helpline Number (10:00 AM to 06:00 PM)
+91-9322083443, +91-9326394907

[Log Out](#)
Welcome, **EN20460816**

[Pay Application Fee](#)
[Print Application Form](#)



GOVERNMENT OF MAHARASHTRA
STATE COMMON ENTRANCE TEST CELL, MAHARASHTRA STATE
8th Floor, New Excelsior Building, A.K.Nayak Marg, Fort, Mumbai-400001. (M.S.)



Application Form for Admission to First Year of Under Graduate Technical Courses in Engineering and Technology for the Academic Year 2020-21

For Non-CAP Admissions to Institution Level and ACAP Seats after CAP


Application ID : **EN20460816** Version No : **1**

Personal Details	
Candidate's Full Name	ANUSHKA
Father's Name	BHAUSAHEB
Mother's Name	VANITAA
Gender	Female
Date of Birth	11/06/1998
Candidature Type	Maharashtra - Type A
Home University	Savitribai Phule Pune University
Category	NT 2 (NT-C)
Category for Admission	NT 2 (NT-C)
Applied for EWS	No
Person with Disability	Not Applicable



❖ Application Locking: :-

To send the application for online e-scrutiny, first enter the login account password and click on the **'Verify Password button'** below.



State Common Entrance Test Cell, Government of Maharashtra
First Year Under Graduate Technical Courses in Engineering and Technology Admissions 2020-21

Helpline Number (10:00 AM to 06:00 PM)
+91-9322083443, +91-9326394907

[Log Out](#)
Welcome, **EN20460816**

[Application Form](#)
[Home](#)
[Fill / Edit Application Form](#)
[Upload Required Documents](#)
[Print Application Form](#)
[Pay Application Fee](#)

[Home](#) [Application Form](#)

[Lock your Application Form](#)

Enter Your Login Password

[Verify Password](#)

❖ OTP Verification :-

The OTP will then be sent through the computer system to the mobile number mentioned by the candidate. In the box on the screen, mention the OTP received on the mobile and click on the '**Verify OTP**' button below. If you do not receive OTP on your mobile, click on '**Retry on Call**' button.

State Common Entrance Test Cell, Government of Maharashtra
First Year Under Graduate Technical Courses in Engineering and Technology Admissions 2020-21

Helpline Number (10:00 AM to 06:00 PM)
+91-9322083443, +91-9326394907


Log Out
Welcome, EN20460816

Application Form	Home Application Form
Home	Lock your Application Form
Fill / Edit Application Form	OTP has been sent your Mobile No : 77XXXXX909
Upload Required Documents	Enter One Time Password (OTP) <input type="text" value="682192"/> Retry in 29 Second
Print Application Form	
Pay Application Fee	
Important Links	Verify OTP for Submit Application Form

❖ Application Copy :-

Candidates will have a copy of the application sent for e-scrutiny.


Application ID : EN20460816 Version No : 2	
Alloted Facilitation Center (FC) For E-Scrutiny	FC5160 - Sanjivani Rural Education Society's Sanjivani College of Engineering, Kopergaon ,30/10/2020 4:02:14 PM
Personal Details	
Candidate's Full Name	ANUSHKA
Father's Name	BHAUSAHEB
Mother's Name	VANITAA
Gender	Female
Date of Birth	11/06/1998
Candidature Type	Maharashtra - Type A
Home University	Savitribai Phule Pune University
Category	NT 2 (NT-C)
Category for Admission	NT 2 (NT-C)
Applied for EWS	No
Person with Disability	Not Applicable
Defence Type	Not Applicable
Is Orphan Candidate	No
Applied for TFWS Seats	Yes
Minority Candidature Type	No



Activate Windows
Go to Settings to activate Windows.

❖ Login Dashboard :-

After the candidates submit the application for e-scrutiny, the scrutiny status is displayed on its dashboard as follows.


State Common Entrance Test Cell, Government of Maharashtra
 First Year Under Graduate Technical Courses in Engineering and Technology Admissions 2020-21

Helpline Number (10:00 AM to 06:00 PM)
 +91-9322083443, +91-9326394907

Log Out
 Welcome, EN20460816

Application Form	Home	Application Form
Home	Welcome for Admission to First Year of Under Graduate Technical Courses in Engineering and Technology for the Academic Year 2020-21	
Fill / Edit Application Form	Login Details	
Upload Required Documents	Application ID	EN20460816
Print Application Form	User Name	ANUSHKA
Pay Application Fee	User Role	Candidate / Applicant
Important Links	IP Address	123.201.76.127
Change Mobile Number	Current Login Time	30/10/2020 3:44:17 PM
Change Password	Previous Login Time	30/10/2020 2:03:51 PM
Application Form Verification Status		
Your Application Form is Completed and Sent to FC for E-Verification(E-Scrutiny)-It will be verified soon.		

❖ To make changes after locking the application –

After sending the application for e-scrutiny, if the candidate wants to make any changes in the application, click on the **'Unlock Application Form'** link on the left side of the dashboard and enter the login password. The Scrutiny-Officer may change the original application before taking the application for e-Scrutiny. However, the application of the candidate will be locked after the scrutiny-officer takes the application for e-screening and in such a case no change can be made by the candidate till the scrutiny is completed


Unlock Application Form

Enter Your Password

Verify Password

❖ e-scrutiny Status -

- Once the scrutiny officer takes the application of the candidates for the scrutiny process, the status of the application will be displayed on the dashboard of the candidates as follows -


State Common Entrance Test Cell, Government of Maharashtra
 First Year Under Graduate Technical Courses in Engineering and Technology Admissions 2020-21

Helpline Number (10:00 AM to 06:00 PM)
 +91-9322083443, +91-9326394907

Log Out
 Welcome, EN20460870

Application Form	Home	Application Form
Home	Welcome for Admission to First Year of Under Graduate Technical Courses in Engineering and Technology for the Academic Year 2020-21	
Fill / Edit Application Form	Application Form Verification Status	
Upload Required Documents	Your Application Form is Picked for Re-E-Verification and Locked. It will be Re-Verified soon.	
Print Application Form		
Pay Application Fee		

- 2) If the scrutiny officer e-scrutinizes the application of the candidates, the status of completion of scrutiny will be shown on the dashboard of the candidates as follows.

State Common Entrance Test Cell, Government of Maharashtra
First Year Under Graduate Technical Courses in Engineering and Technology Admissions 2020-21

Helpline Number (10:00 AM to 06:00 PM)
+91-9322083443, +91-9326394907

Welcome, EN20460870

Application Form | Home | Application Form

Home

Fill / Edit Application Form

Upload Required Documents

Print Application Form

Welcome for Admission to First Year of Under Graduate Technical Courses in Engineering and Technology for the Academic Year 2020-21

Application Form Verification Status

Your Application Form is Verified and Confirmed Please Check the Acknowledgement.

- 3) If the scrutiny-officer does not get the required details in the application while e-scrutinizing the candidate's application or if some documents / information are filled incorrectly / errors are found, such applications will be sent back to the candidate's login through computer system. In such cases, the following screening errors will be displayed on the candidates' dashboard.

State Common Entrance Test Cell, Government of Maharashtra
First Year Under Graduate Technical Courses in Engineering and Technology Admissions 2020-21

Helpline Number (10:00 AM to 06:00 PM)
+91-9322083443, +91-9326394907

Welcome, EN20460870

Application Form | Home | Application Form

Home

Fill / Edit Application Form

Upload Required Documents

Print Application Form

Pay Application Fee

Unlock Application Form for E Verification

Application Form Version Wise

Welcome for Admission to First Year of Under Graduate Technical Courses in Engineering and Technology for the Academic Year 2020-21

Application Form Verification Status

Following Discrepancy(s) are found in Your Application Form Reverted back your Application Form, Kindly Correct the Discrepancy by making necessary Corrections and Uploading related Documents.

Sr. No.	Application Form Step	Discrepancy In	Remark by FC Officer	Go To Step
1	Registration Details	Gender	Gender not match	Click To Edit

- 4) If the scrutiny-officer finds an error in a social reservation document while e-scrutinizing the candidate's application, the computer system will convert such candidates into eligible category on the basis of the information filled in except the erroneous category reservation. In such cases, the following screening errors will be displayed on the candidates' dashboard.

State Common Entrance Test Cell, Government of Maharashtra
First Year Under Graduate Technical Courses in Engineering and Technology Admissions 2020-21

Helpline Number (10:00 AM to 06:00 PM)
+91-9322083443, +91-9326394907

Welcome, EN20460870

Application Form | Home | Application Form

Home

Fill / Edit Application Form

Upload Required Documents

Print Application Form

Pay Application Fee

Unlock Application Form for E Verification

Application Form Version Wise

Acknowledgement By

Welcome for Admission to First Year of Under Graduate Technical Courses in Engineering and Technology for the Academic Year 2020-21

Application Form Verification Status


Your Application Form is Verified and Confirmed Please Check the Acknowledgement.

Following Discrepancy(s) are found in Your Application Form. You can raise the Grievance to Unlock the Application Form.

Sr. No.	Application Form Step	Discrepancy In	Remark by FC Officer	Go To Step
1	Home University & Category Details	NCL	Not Valid NCL	

❖ Submission of re-application for e-scrutiny –

After the scrutiny-officer identifies the error while e-scrutiny of the candidate's application, the candidate can change the information filled by clicking on the **‘Click To Edit’** link on the login dashboard. He can also cancel the documents and certificates, upload a new one and submit the re-application for the e-scrutiny.

 State Common Entrance Test Cell, Government of Maharashtra
First Year Under Graduate Technical Courses in Engineering and Technology Admissions 2020-21

Helpline Number (10:00 AM to 06:00 PM)
+91-9322083443, +91-9326394907

Log Out
Welcome, EN20460870

Application Form	Home	Application Form
Home	Welcome for Admission to First Year of Under Graduate Technical Courses in Engineering and Technology for the Academic Year 2020-21	
Fill / Edit Application Form	Application Form Verification Status	
Upload Required Documents	Following Discrepancy(s) are found in Your Application Form Reverted back your Application Form, Kindly Correct the Discrepancy by making necessary Corrections and Uploading related Documents.	
Print Application Form		
Pay Application Fee		
Unlock Application Form for E Verification		
Application Form Version Wise		

Sr. No.	Application Form Step	Discrepancy In	Remark by FC Officer	Go To Step
1	Registration Details	Gender	Gender not match	Click To Edit

❖ e-Grievance Application :-

In above e-scrutiny status, candidates in Sr.no. 2nd & 4th can raise grievance. If the candidate wants to make any change in the application after scrutiny of the application, the candidate can file an e-grievance till the last date of e-scrutiny by selecting the reason for the change in the application from his login through the link **‘Send Grievance’**. Also, if the e-scrutiny officer approves the change, the candidate can see the status in his login **‘Check Grievance Status’**. Candidate's application will be unlocked if the e-screening officer accepts the complaint.

Send Grievance(तक्रार निवारण ई-सुविधा)

To	ADMIN
Grievance Type तक्रारीचा प्रकार	-- Select Grievance Sub Type -- *
Subject विषय	*
Attachment 1	<div>Choose File No file chosen</div> <div>(Only .JPG, .JPEG, .PDF Formats Supported and Maximum File Size Allowed : 500KB)</div>
Grievance Details तक्रारीचा तपशील	<div></div> <div>(0 / 1000 characters filled)</div>
Send Grievance	

View Grievance Details(तक्रार तपशील पहा)

Grievance ID (तक्रार क्रमांक): 7	
Grievance Sub Type/Subject तक्रारीचा प्रकार / विषय	Non-Creamy Layer Certificate
Grievance Details तक्रारीचा तपशील	change NCL certificate
Sent Date Time तक्रार पाठविण्याचा दिनांक आणि वेळ	05/08/2020 00:56:39
Current Status सध्या स्थिती	Approved
Reply/Remark From FC FC कडून प्रत्युत्तर	Approved
Status Updated By स्थिती अद्यतनित द्वारा	FC3009
Current Status Updated Date Time सध्या स्थिती अद्यतन दिनांक आणि वेळ	05/08/2020 00:58:06

Close

Activate Windows



State Common Entrance Test Cell, Government of Maharashtra
First Year Under Graduate Technical Courses in Engineering and Technology Admissions 2020-21

Helpline Number (10:00 AM to 06:00 PM)

+91-9322083443, +91-9326394907



Welcome, EN20460870

Log Out

Application Form

Home

Application Form

Home

Fill / Edit Application Form

Upload Required Documents

Print Application Form

Pay Application Fee

Unlock Application Form for E
Verification

Welcome for Admission to First Year of Under Graduate Technical Courses in Engineering and Technology for the Academic
Year 2020-21

Application Form Verification Status

Your Application Form is Unlocked on your Request(Grievance Raised) for Corrections. Please Edit the Application Form and
ReSubmit it.

Click Here to Edit Application Form