



# Spirit and Power

A 10-Country Survey of Pentecostals

*Produced with generous support from the John Templeton Foundation*



THE PEW  
FORUM  
ON RELIGION  
& PUBLIC LIFE

A Project of the Pew Research Center

October 2006

# ABOUT THE PEW FORUM ON RELIGION & PUBLIC LIFE

This report was produced by the Pew Forum on Religion & Public Life with generous support from the Templeton Foundation. The Forum provides opinion leaders with timely, impartial information on issues at the intersection of religion and public affairs. It also serves as a neutral venue for discussion of these important issues. As an independent, nonpartisan and nonadvocacy organization, the Forum does not take positions on policy debates. The Forum is a project of the Pew Research Center, a nonpartisan “fact tank” that provides information on the issues, attitudes and trends shaping America and the world. Both organizations are based in Washington, D.C., and are sponsored by the Pew Charitable Trusts.

This report is a collaborative effort based on the input and analysis of the following individuals:

## **Pew Forum on Religion & Public Life**

Luis Lugo, Director

Sandra Stencel, Deputy Director

John Green, Senior Fellow in Religion and American Politics

Timothy S. Shah, Senior Fellow in Religion and World Affairs

Brian J. Grim, Senior Research Fellow

Gregory Smith, Research Fellow

Robert Ruby, Senior Editor

Allison Pond, Research Associate

## **Pew Research Center**

Andrew Kohut, President

Paul Taylor, Executive Vice President

Scott Keeter, Director of Survey Research

The Pew Forum on Religion & Public Life

1615 L Street, NW, Suite 700

Washington, D.C. 20036-5610

Phone (202) 419-4550

Fax (202) 419-4559

[www.pewforum.org](http://www.pewforum.org)

*Copyright 2007 Pew Research Center*

*First released in October 2006*

# CONTENTS

- Preface..... **1**
- Executive Summary ..... **3**
- Glossary ..... **11**
- Roadmap to the Report ..... **13**
- Section I. Religion and Demography ..... **15**
  - 1. Religious Practices ..... **15**
  - 2. Religious Beliefs ..... **25**
  - 3. Religious Affiliation ..... **32**
  - 4. Demographic Characteristics ..... **35**
- Section II. Moral and Social Issues ..... **41**
- Section III. Social and Economic Outlook ..... **49**
- Section IV. Political Views ..... **61**
- Appendix: Religious Demography ..... **73**
  - Brazil ..... **75**
  - Chile ..... **77**
  - Guatemala ..... **79**
  - India ..... **81**
  - Kenya ..... **83**
  - Nigeria ..... **85**
  - Philippines ..... **87**
  - South Africa ..... **89**
  - South Korea ..... **91**
  - United States ..... **93**
- Appendix: Survey Methodology ..... **95**
- Topline Results ..... **99**

# PREFACE

*When the day of Pentecost came, they were all together in one place. Suddenly a sound like the blowing of a violent wind came from heaven and filled the whole house where they were sitting. ... All of them were filled with the Holy Spirit and began to speak in other tongues as the Spirit enabled them. ... 'In the last days, God says, I will pour out my Spirit on all people. Your sons and daughters will prophesy, your young men will see visions, your old men will dream dreams. Even on my servants, both men and women, I will pour out my Spirit in those days, and they will prophesy.'* Acts 2:1-2, 4, 17-18 (NIV)

Religion, in ways both obvious and subtle, is reshaping the world's social and political landscape. Despite predictions of religion's demise, since the late 1970s we have been witnessing the growing power of religion in shaping people's public identity. Talk of "secularization" and of a "post-religious" society has given way to a renewed recognition of religion's influence in people's social and political lives. This re-emergence of "public religion" is happening throughout the world and across religious traditions – from Islam and Hinduism to Buddhism and Judaism. Christianity, the world's largest religion, is no exception.

Within Christianity, pentecostal and related renewalist or Spirit-filled movements are by all accounts among the fastest growing. The major strands of pentecostalism now represent at least one quarter of all Christians, according to the *World Christian Database*, ranking second only to Catholicism in the number of followers. In direct and indirect ways, pentecostal beliefs and practices are remaking the face of world Christianity. In Latin America, for example, pentecostals now account for approximately three-in-four Protestants.

Despite the large and growing influence of the pentecostal movement, there is relatively little research available that gauges its influence on global public life. To help gain a better understanding of the nature and dynamics of global pentecostalism and related renewalist movements, the Pew Forum on Religion & Public Life has conducted a pathbreaking, cross-national survey of the views of pentecostal publics on a range of political, social and economic issues, as well as their religious beliefs and practices. With generous support from the John Templeton Foundation, the Forum conducted surveys in the United States and nine countries in Africa, Asia and Latin America with sizable renewalist populations: Brazil, Chile, Guatemala, Kenya, Nigeria, South Africa, India, the Philippines and South Korea. The results of the surveys begin to paint a rich portrait of the views of adherents in these renewalist movements.

Pentecostals take their name from the biblical feast of Pentecost (in Judaism, the harvest festival of Shavuot), which took place 50 days after Passover. Early followers of Jesus who had gathered for the festival, as described in the New Testament Book of Acts, were said to be "filled with the Holy Spirit" and able to "speak in other tongues." Although closely resembling evangelical Protestants in many of their doctrinal beliefs, pentecostals part ways with their evangelical cousins by strongly affirming that such practices as speaking in tongues, prophesying, divine healing and other miraculous signs of the Spirit are as valid today as they were in the early church.

This diverse and dynamic branch of Christianity is difficult for even religious scholars to describe. Most agree, however, that it includes two major groups: pentecostals and charismatics. Together, they are sometimes referred to as "renewalists" because of their common belief in the spiritually renewing gifts of the Holy Spirit.

Pentecostals belong either to one of the historical pentecostal denominations, such as the Assemblies of God and the Church of God in Christ, that have their roots in the American religious revivals of the early 20th century, or to newer, largely independent indigenous churches. These newer churches, sometimes labeled “neo-pentecostal” or “neo-charismatic,” number in the tens of thousands and are especially prevalent in Africa, Asia and Latin America.

Charismatics share many of the experiences that are distinctive to pentecostalism but remain members of mainstream Protestant, Catholic and Orthodox denominations. This movement, sometimes referred to as “second wave” pentecostalism, emerged in significant numbers in the 1960s as part of what its members considered to be a much-needed spiritual renewal within these older churches.

The roots of the modern pentecostal movement are in the American Midwest. In 1901, Charles Parham, the leader of a Bible school in Topeka, Kan., came to believe that the speaking in tongues that he observed there occurred as the direct result of the working of the Holy Spirit. He then spread that theological message during travels through Kansas, Missouri, Oklahoma and Texas. In 1905, William Seymore, an African-American preacher who heard him speak, was soon himself preaching about the baptism of the Spirit and the gift of tongues at a revival meeting on Los Angeles’ Azusa Street.

“Breathing strange utterances,” the *Los Angeles Daily Times* reported on its front page of April 18, 1906, “and mouthing a creed which it would seem no sane mortal could understand, the newest religious sect has started in Los Angeles.”

News of the events on Azusa Street quickly spread across the United States, then across the world. Believing that the return of Jesus was imminent, hundreds of new converts began preaching the gospel, speaking in tongues and performing healings, which they considered proof of the Holy Spirit’s workings.

Our report – prepared a century after the Azusa Street revival – does not attempt to quantify the number of renewalists worldwide. However, we have assembled religious demographic profiles for the 10 countries surveyed, including the United States. The profiles, published as an appendix to this report, include religious population estimates based on national censuses and similar surveys.

We also have prepared a companion report that provides background on the pentecostal movement in Latin America, Africa and Asia, including a chronology of the political involvement of pentecostals in the nine countries we surveyed in those regions. This report is available on our website at <http://pewforum.org>.

One of the reasons the renewalist movement has only rarely received close study in the past is because pentecostals have often been considered as being out of the mainstream, not only distinct in their religious practices but also largely apolitical in their outlook. Our survey findings suggest, however, that the widespread perception of pentecostals as basically apolitical in outlook might need rethinking. If so, then pentecostalism’s growing numbers will almost certainly guarantee that the movement will be a major force in shaping the political as well as the religious landscape of the 21st century.

Luis Lugo  
Director, Pew Forum on Religion & Public Life

# EXECUTIVE SUMMARY

By all accounts, pentecostalism and related charismatic movements represent one of the fastest-growing segments of global Christianity. According to the *World Christian Database*, at least a quarter of the world's 2 billion Christians are thought to be members of these lively, highly personal faiths, which emphasize such spiritually renewing "gifts of the Holy Spirit" as speaking in tongues, divine healing and prophesying. (For definitions, see the glossary on page 11.) Even more than other Christians, pentecostals and other renewalists believe that God, acting through the Holy Spirit, continues to play a direct, active role in everyday life.

Despite the rapid growth of the renewalist movement in the last few decades, there are few quantitative studies on the religious, political and civic views of individuals involved in these groups. To address this shortcoming, the Pew Forum on Religion & Public Life, with generous support from the John Templeton Foundation, recently conducted surveys in 10 countries with sizeable renewalist populations: the United States; Brazil, Chile and Guatemala in Latin America; Kenya, Nigeria and South Africa in Africa; and India, the Philippines and South Korea in Asia. In each country, surveys were conducted among a random sample of the public at large<sup>1</sup> as well as among oversamples of pentecostals and charismatics.

In this report, the term "pentecostal" is used to describe individuals who belong to classical pentecostal denominations, such as the Assemblies of God or the Church of God in Christ, that were founded shortly after the famous Azusa Street Revival in the early 20th century, as well as those who belong to pentecostal denominations or churches that have formed more recently, such as the Brazil-based Universal Church of the Kingdom of God.

Charismatics, by contrast, are a much more loosely defined group. The term generally refers to Christians who have experienced the "in-filling" of the Holy Spirit but who are not members of pentecostal denominations. Indeed, most charismatics are members of mainstream Protestant, Catholic and Orthodox denominations. In the surveys, respondents were categorized as charismatic if they met one of three criteria: (1) they describe themselves as "charismatic Christians"; or (2) they describe themselves as "pentecostal Christians" but do not belong to pentecostal denominations; or (3) they say they speak in tongues at least several times a year but

## Pentecostalism: Key Terms

- **Pentecostals** are Christians who belong to pentecostal denominations and churches, such as the Assemblies of God, the Church of God in Christ or the Universal Church of the Kingdom of God.
- **Charismatics** are Christians, including Catholics and mainline Protestants, who either:
  - describe themselves as "charismatic Christians,"
  - OR
  - describe themselves as "pentecostal Christians" (but do not belong to pentecostal denominations)
  - OR
  - speak in tongues at least several times a year.
- **Renewalist** is an umbrella term that refers to both pentecostals and charismatics as a group.

<sup>1</sup> Surveys were conducted among national samples except in Brazil, South Africa, South Korea and India. The samples in Brazil, South Africa and South Korea were disproportionately urban. In India, surveys were conducted in three states with large Christian populations (Tamil Nadu, Kerala and Meghalaya), and in areas within these three states known to have particularly high concentrations of Christians. This survey is NOT representative of the general population of India. See the methodological appendix for details.



they do not belong to pentecostal denominations.<sup>2</sup>

“Renewalist” is used as an umbrella term throughout the report to refer to pentecostals and charismatics as a group.

### How Many Renewalists?

The surveys find that the size and composition of the renewalist population varies substantially from country to country, ranging from a low of 5% in the areas of India surveyed to a high of 60% in Guatemala. In every nation surveyed except India, at least 10% of the population can be described as renewalist; in three countries (Brazil, Guatemala and Kenya) membership in the renewalist movement approaches or exceeds 50%.

In two countries (Kenya and Nigeria), pentecostals outnumber charismatics. In every other country, by contrast, the renewalist movement is primarily charismatic in character, with charismatics outnumbering pentecostals by a margin of at least two-to-one. Pentecostals are more concentrated in Latin America and Africa (where they range from 9% of the population in Chile to 33% in Kenya) than they are in the United States or Asia (where they range from 1% of the population in the areas of India surveyed to 5% in the U.S.). The largest charismatic populations are in Brazil (34% of the population), Guatemala (40%) and the Philippines (40%). In several other countries, including the U.S., Chile, Kenya and South Africa, approximately one-in-five people are

### Estimated Size of Renewalist Populations

The surveys find that the size of the renewalist population varies from country to country.

	Pentecostals	Charismatics	Total (Renewalists)
<b>United States</b>	5%	18%	=23%
<b>Latin America</b>			
Brazil	15	34	=49
Chile	9	21	=30
Guatemala	20	40	=60
<b>Africa</b>			
Kenya	33	23	=56
Nigeria	18	8	=26
South Africa	10	24	=34
<b>Asia</b>			
India (localities)	1	4	=5
Philippines	4	40	=44
South Korea	2	9	=11

### Renewalist Influence on Protestantism

In many countries, renewalists constitute the majority of all Protestants.

	% of Protestants who are...			Total Protestant/AIC <sup>†</sup>
	Pentecostals	Charismatics	Non-renewalists	
<b>United States</b>	10	18	72	=100 (n=388)
<b>Latin America</b>				
Brazil	72	6	22	=100 (n=148)
Chile	59	19	22	=100 (n=87)
Guatemala	58	27	15	=100 (n=341)
<b>Africa</b>				
Kenya	50	23	27	=100 (n=436)
Nigeria	48	12	40	=100 (n=289)
South Africa	14	29	57	=100 (n=533)
<b>Asia</b>				
India (localities)*	-	-	-	-
Philippines	37	30	33	=100 (n=89)
South Korea	9	29	63	=101 (n=150)

<sup>†</sup>African Independent Church

\*Results for India are not reported here because the general population survey in that country included only a small number of Protestants.

<sup>2</sup> For the precise question wording used to identify and oversample pentecostals and charismatics, see questions 4, 5c, 5d and 6b in the topline results included at the end of this report.

charismatic.<sup>3</sup> Taken together, these findings confirm that members of renewalist movements can be found in sizeable numbers throughout the world.

In six of the 10 countries, the surveys find that renewalists account for a majority of the overall Protestant population. Indeed, in five nations (Brazil, Chile, Guatemala, Kenya and the Philippines) more than two-thirds of Protestants are either pentecostal or charismatic. In Nigeria, renewalists account for six-in-ten Protestants.

### Divine Healings, Divine Revelations and Exorcisms

Pentecostals are more likely than other Christians to report having experienced or witnessed divine healings, having received direct revelations from God and having experienced or seen exorcisms.

	% who have...				% who have...		
	Witnessed divine healings	Received direct revelations from God	Experienced or witnessed exorcisms		Witnessed divine healings	Received direct revelations from God	Experienced or witnessed exorcisms
<b>United States - All</b>	29%	26%	11%	<b>Africa</b>			
Pentecostals	62	54	34	<b>Kenya - All</b>	71%	39%	61%
Charismatics	46	39	22	Pentecostals	87	57	86
Other Christians	28	25	7	Charismatics	78	43	67
<b>Latin America</b>				Other Christians	47	16	39
<b>Brazil - All</b>	38	35	34	<b>Nigeria - All</b>	62	41	57
Pentecostals	77	64	80	Pentecostals	79	64	75
Charismatics	31	28	30	Other Christians	75	46	62
Other Christians	32	29	26	<b>South Africa - All</b>	38	33	33
<b>Chile - All</b>	26	22	13	Pentecostals	73	64	60
Pentecostals	77	55	62	Charismatics	47	41	40
Charismatics	37	29	20	Other Christians	32	27	25
Other Christians	24	19	8	<b>Asia</b>			
<b>Guatemala - All</b>	56	39	38	<b>India (localities) - All</b>	44	17	21
Pentecostals	79	59	62	Pentecostals	74	31	41
Charismatics	63	39	41	Charismatics	61	18	47
Other Christians	47	39	28	Other Christians	55	23	19
				<b>Philippines - All</b>	38	27	28
				Pentecostals	72	58	52
				Charismatics	44	35	29
				Other Christians	30	19	26
				<b>South Korea - All</b>	10	3	6
				Pentecostals	56	20	30
				Charismatics	61	25	35
				Other Christians	20	4	11

Question wording: Have you ever...  
 a. experienced or witnessed a divine healing of an illness or injury?  
 d. received a direct revelation from God?  
 e. experienced/witnessed the devil/evil spirits being driven out of a person?

<sup>3</sup> In the U.S., 18% of charismatics are classified as such solely because they describe themselves as charismatic Christians; 15% of charismatics qualify solely because they describe themselves as pentecostal Christians but do not belong to explicitly pentecostal denominations; 43% of charismatics are classified as such solely because they say they speak in tongues; and the remaining 24% of U.S. charismatics qualify as such by multiple measures.



## Renewalist Distinctives

The surveys find that there are certain religious experiences and practices that differentiate pentecostals, and, to a lesser degree, charismatics, from other Christians. In seven of the 10 countries surveyed, for instance, at least half of pentecostals say that the church services they attend frequently include people practicing the gifts of the Holy Spirit, such as speaking in tongues, prophesying or praying for miraculous healing. These types of services are less common, but still relatively prevalent, among charismatics.<sup>4</sup> By contrast, in most of the countries surveyed, only small numbers of non-renewalist Christians report attending religious services where these sorts of religious experiences occur.

While many renewalists say they attend religious services where speaking in tongues is a common practice, fewer tend to say that they themselves regularly speak or pray in tongues. In fact, in six of the 10 countries surveyed, more than four-in-ten pentecostals say they never speak or pray in tongues.

In all 10 countries surveyed, large majorities of pentecostals (ranging from 56% in South Korea to 87% in Kenya) say that they have personally experienced or witnessed the divine healing of an illness or injury. In eight of the countries (India and South Korea are the exceptions) majorities of pentecostals say that they have received a direct revelation from God.

Pentecostals around the world also are quite familiar with exorcisms; majorities in seven of the 10 countries say that they personally have experienced or witnessed the devil or evil spirits being driven out of a person. Generally, fewer charismatics, and even fewer other Christians, report witnessing these types of experiences.

## Intensity of Belief

In addition to their distinctive religious experiences, renewalists also stand out for the intensity of their belief in traditional Christian doctrines and practices. For instance, in eight of the 10 countries surveyed (all except the U.S. and Chile), majorities of non-renewalist Christians believe that the Bible is the word of God and is to be taken literally, word for word; but this view is even more common among pentecostals than among non-renewalist Christians. Similarly, large majorities of all Christians, renewalists and non-renewalists alike, believe that miracles still occur today

### Views of Scripture

Biblical literalism is more common among pentecostals than among non-renewalist Christians.

	% saying Scripture is actual word of God to be taken literally			
	All	Pentecostals	Charismatics	Other Christians
<b>United States</b>	35%	76%	48%	37%
<b>Latin America</b>				
Brazil	53	81	49	65
Chile	39	83	54	37
Guatemala	77	89	81	72
<b>Africa</b>				
Kenya	80	91	84	73
Nigeria	88	94	-	82
South Africa	59	72	72	63
<b>Asia</b>				
India (localities)	50	90	82	66
Philippines	53	55	49	54
South Korea	33	88	82	58

Question wording: Which one of these statements comes closest to describing your feelings about [insert "the Bible" for Christians; "the Koran" for Muslims; "Sacred Scriptures" for all others]? The [Bible is/the Koran is/ Sacred Scriptures are] the actual word of God and [is/are] to be taken literally, word for word OR [the Bible is/the Koran is/ Sacred Scriptures are] the word of God, but not everything in [it/them] should be taken literally, word for word OR [the Bible is a book/the Koran is a book/ Sacred Scriptures were] written by men and [is/are] not the word of God.

<sup>4</sup> In Nigeria, the survey included only 67 charismatics, too few for Nigerian charismatics to be analyzed separately. As a result, this report does not include results for Nigerian charismatics.

as in ancient times. But this belief tends to be even more intense among pentecostals and, to a lesser extent, charismatics than among non-renewalist Christians.

Pentecostals also stand out, especially compared with non-renewalist Christians, for their views on eschatology, or “the end times.” In six countries, at least half of pentecostals believe that Jesus will return to earth during their lifetime. And the vast majority of pentecostals (more than 80% in each country) believe in “the rapture of the church,” the teaching that before the world comes to an end the faithful will be rescued and taken up to heaven. This belief is less common (though still widely shared) among charismatics, who in turn tend to express higher levels of belief in the rapture than do other Christians.

Pentecostals also make a concerted effort to share their faith with non-believers. In eight of the 10 countries surveyed, majorities of pentecostals say they share their faith with non-believers at least once a week. And relatively few pentecostals say this is something they never do. Charismatics tend to be somewhat less likely than pentecostals to share their faith on a weekly basis.

Pentecostals’ frequent attempts to spread the faith are consistent with their widespread belief that faith in Jesus represents the exclusive path to eternal salvation; in every country surveyed except South Korea, at least 70% of pentecostals completely agree that belief in Jesus is the only way to be saved from eternal damnation.

### Renewalists and Politics

Renewalist Christians’ strong focus on the supernatural has led to the widespread perception that the movement is largely apolitical in outlook. Although renewalists are focused on spiritual matters, many also say there is a role for religion in politics and public life. In nine of the 10 countries surveyed, for instance, at least half of pentecostals say that religious groups should express their views on day-to-day social and political questions; support for this position is equally widespread among charismatics. In every country surveyed, furthermore, renewalists are at least as likely as others to express this view.

Majorities of renewalists in every country surveyed say that it is important to them that their political leaders have strong Christian beliefs. In six of the 10 countries, at least three-quarters of pentecostals share this view; in the other four countries, at least two-thirds of pentecostals agree with this position. Charismatics, as well, share the conviction that political leaders should have strong Christian beliefs.

In seven of the 10 countries surveyed, majorities or pluralities of pentecostals say there should be a separation between church and state. But in each of these

### Religious Groups and Politics

Renewalists are just as likely as others to express support for religious involvement in politics and public life.

**% saying religious groups should express views on social and political questions**

	All	Pentecostals	Charismatics	Other Christians
<b>United States</b>	61%	79%	71%	61%
<b>Latin America</b>				
Brazil	57	65	61	53
Chile	59	65	61	61
Guatemala	70	72	73	69
<b>Africa</b>				
Kenya	83	84	87	85
Nigeria	75	79	-	69
South Africa	63	70	70	60
<b>Asia</b>				
India (localities)	42	48	52	42
Philippines	61	63	63	60
South Korea	36	50	56	51

Question wording: In your opinion, should religious groups keep out of political matters – or should they express their views on day-to-day social and political questions?

### Social and Moral Issues

Even in these very conservative countries, pentecostals often stand out for their traditional moral values.

	% saying behavior is never justified			
	All	Pentecostals	Charismatics	Other Christians
<b>United States</b>				
Homosexuality	50%	80%	59%	54%
Drinking alcohol	29	48	42	26
Divorce	11	15	19	8
<b>Latin America</b>				
<b>Brazil</b>				
Homosexuality	49	76	46	46
Drinking alcohol	45	72	40	46
Divorce	15	37	12	15
<b>Chile</b>				
Homosexuality	32	64	39	30
Drinking alcohol	56	65	61	56
Divorce	21	44	31	19
<b>Guatemala</b>				
Homosexuality	63	73	61	61
Drinking alcohol	79	86	78	82
Divorce	47	56	46	45

Question wording: Please tell me, for each of the following statements, whether you think it can always be justified, sometimes be justified or never be justified... a. homosexuality... c. divorce... f. drinking alcohol.

### % saying behavior is never justified

	All	Pentecostals	Charismatics	Other Christians
<b>Africa</b>				
<b>Kenya</b>				
Homosexuality	98%	99%	98%	98%
Drinking alcohol	67	88	79	39
Divorce	61	70	71	51
<b>Nigeria</b>				
Homosexuality	98	97	-	98
Drinking alcohol	82	84	-	63
Divorce	50	81	-	79
<b>South Africa</b>				
Homosexuality	70	79	70	72
Drinking alcohol	52	56	52	48
Divorce	45	48	46	45
<b>Asia</b>				
<b>India (localities)</b>				
Homosexuality	72	87	86	85
Drinking alcohol	69	79	82	77
Divorce	55	74	77	60
<b>Philippines</b>				
Homosexuality	56	86	59	52
Drinking alcohol	57	82	57	55
Divorce	70	84	70	72
<b>South Korea</b>				
Homosexuality	78	90	90	86
Drinking alcohol	26	54	50	28
Divorce	37	63	53	43

countries, sizeable minorities of pentecostals say that their government should take special steps to make their country a Christian country. And in three countries, including the U.S., pentecostals who favor separation of church and state are at least slightly outnumbered by pentecostals who say that the government should take special steps to make their nation a Christian country. Regionally, support for this position is particularly strong among pentecostals in Africa, where 48% of Kenyan pentecostals, 58% of Nigerian pentecostals and 45% of South African pentecostals say the government should take steps to make their nation a Christian nation. In every country, fewer than half of charismatics express support for the idea that their government should take steps to make their country a Christian nation.

In many of the 10 countries surveyed, large majorities of the general population hold quite conservative positions on several social and moral issues. But even in these generally conservative countries, pentecostals often stand out for their traditional views on a wide range of social and moral issues, from homosexuality to extramarital sex to alcohol consumption. Majorities of pentecostals in nine countries (all except the U.S.), for example, say that drinking alcohol can never be justified. In six of the 10 countries, majorities of pentecostals say the same thing about divorce.

In most of the countries surveyed (all except the U.S. and South Korea), large majorities of the general population say that abortion can never be justified, and renewalists tend to share this view. The percentage of pentecostals who say that abortion can never be justified ranges from 64% in the U.S. to 97% in the Philippines. Similarly, the percentage of charismatics who say that abortion is never justified ranges from 57% in the U.S. to 96% in the Philippines.

### Renewalists in the U.S.

The patterns of religious belief and practice that set renewalists apart from other Christians around the world also apply to pentecostals and charismatics in the United States. In the U.S., for instance, roughly two-thirds of pentecostals and charismatics report attending church at least weekly, compared with less than half for the population as a whole. And the religious services attended by U.S. renewalists tend to be quite different from the ones attended by others; more than half of U.S. pentecostals who report attending church say that the services they attend frequently include people speaking in tongues and manifesting other signs of the Spirit; the same is true for roughly three-in-ten charismatic church attenders in the U.S. Other U.S. Christians are much less familiar with this type of church service.

U.S. renewalists, like renewalists around the world, also often stand out for their moral conservatism. Eight-in-ten U.S. pentecostals say that homosexuality is never justified, for instance, and nearly six-in-ten charismatics share this view. Among the public as a whole, by contrast, roughly half say homosexuality can never be justified. Renewalists in the U.S. also are more likely than others to oppose drinking alcohol.

And just as renewalists around the world favor a role for religion in public life, the same holds true for renewalists in the U.S. For instance, nearly eight-in-ten American pentecostals (79%) say that religious groups should express their views on day-to-day social and political questions, compared with 61% of the public as a whole. And more than half (52%) of American pentecostals say that the government should take special steps to make the U.S. a Christian country, compared with only 25% among Christians overall.

### Other Findings

In addition to these results, the 10-nation survey also finds:

- Contrary to widespread perceptions, pentecostals are not necessarily poorer or less educated than others in the general population of the countries surveyed. Pentecostals' socioeconomic status very much depends on the country in question. In the U.S. as well as in Chile and Guatemala, pentecostals indeed are more likely to have lower household incomes than the population as a whole. But in the other seven countries surveyed, they are at least as well off as the general population.
- In most countries, pentecostals tend to be somewhat more hopeful than non-renewalist Christians about their future financial prospects.
- Pentecostals are divided on the question of whether or not AIDS is a punishment from God; majorities in three of the countries surveyed (Guatemala, Kenya and South Korea) believe that AIDS is a punishment from God for immoral sexual behavior, but majorities of pentecostals in five other countries explicitly reject this point of view.
- In most countries, pentecostals are somewhat more likely than non-renewalist Christians to sympathize more with Israel than with the Palestinians.

- Pentecostals in six of the countries surveyed are more willing than the public overall to allow women to serve as pastors or church leaders. This pattern, however, does not generally extend to other gender issues, where there is no consistent pattern differentiating pentecostals from others.
- Majorities of pentecostals in all 10 countries surveyed agree that God will grant good health and relief from sickness to believers who have enough faith; and in nine of the countries, most pentecostals say that God will grant material prosperity to all believers who have enough faith.
- Opinions about the U.S.-led war on terror vary substantially from country to country. In South Korea, for instance, only 16% of pentecostals and 10% of charismatics say they favor U.S.-led efforts to fight terrorism. In the U.S. and the Philippines, by contrast, at least seven-in-ten pentecostals (and nearly as many U.S. and Filipino charismatics) support U.S. efforts to fight terrorism.

# GLOSSARY

## **Baptism in (or of) the Holy Spirit, in-filling of the Holy Spirit**

The primary experience in the pentecostal and charismatic movements, in which the believer receives spiritual gifts and empowerment, often through the laying on of hands.

## **Charismatic**

Those who practice the gifts of the Holy Spirit but are not members of historical pentecostal denominations. Most belong to Catholic, Orthodox, mainline Protestant or evangelical Protestant denominations.

## **Evangelicals**

Members of Protestant denominations who hold traditional religious beliefs but are neither pentecostal nor fundamentalist. Evangelicals do not stress the gifts of the Holy Spirit (as do pentecostals), but they are not hostile to them (as are fundamentalists). All three groups share certain basic religious doctrines, such as the need for believers to have a conversion experience (i.e., be “born again”) and to convert non-believers. As a consequence, they all can be thought of as belonging to a broader evangelical Protestant tradition.

## **Fundamentalists**

Protestants who believe the Bible is to be read literally and who maintain ecclesiastical separation from those who believe differently. They generally are hostile to the “gifts of the Spirit,” believing they were bestowed only during the early church period described in the New Testament.

## **Gifts of the Holy Spirit**

Listed in 1 Corinthians 12:4-14, these gifts include speaking in tongues, healing, prophecy, spiritual discernment and the performing of miracles. Some Christians contend the Holy Spirit gave these gifts or “charisms” only during the New Testament period, but pentecostals and charismatics believe such gifts are still manifested today among believers.

## **Health & wealth gospel**

A teaching that has emerged in recent decades in some pentecostal and charismatic circles that emphasizes biblical verses on health and wealth to make the point that God wants believers to prosper; to release intended blessings, believers must have unwavering faith and practice certain principles, such as donating one-tenth of their income (tithing) to a church. Some critics say the movement is too simplistic and overlooks biblical verses on hardship and suffering.

## **Holy laughter**

Seemingly uncontrollable laughter believed to be a Spirit-led expression of joy.

## **Laying on of hands**

An action intended to invoke the Holy Spirit, conferring power and blessing on the recipient. Often used during prayer for healing and for the baptism of the Holy Spirit.



**Mainline Protestants**

Members of the once-dominant Protestant denominations. Although affirming many traditional beliefs, these churches are known for their generally progressive theology and openness to new ideas and societal changes. These denominations do not stress the gifts of the Holy Spirit but are often tolerant of such practices, and thus include charismatics in their ranks.

**Pentecostals**

Members of denominations that emphasize the gifts of the Holy Spirit, including the belief that speaking in tongues is necessary evidence of the baptism of the Holy Spirit. Pentecostals belong either to one of the historical denominations, such as the Assemblies of God and the Church of God in Christ, that originated in the religious revivals of the early 20th century, or to newer, largely independent churches, sometimes labeled as neo-pentecostal churches.

**Prophecy**

A spontaneous utterance spoken in worship settings believed to be inspired by the Holy Spirit; not necessarily a prediction of future events as the term is commonly understood. One of the spiritual gifts listed in 1 Corinthians 12.

**Renewalists**

An umbrella term used to refer to pentecostals and charismatics.

**Speaking in tongues**

Ecstatic worship or prayer using unintelligible speech that is considered a gift of the Holy Spirit; also called prayer language or glossolalia.

**Spiritual discernment**

A spiritual gift to recognize and differentiate the workings of the Holy Spirit and the devil.

---

Primary source: *Dictionary of Pentecostal and Charismatic Movements* (Regency Reference-Zondervan, 1988), edited by Stanley M. Burgess and Gary B. McGee.

## ROADMAP TO THE REPORT

This report is divided into four main sections. Section I describes the religious experiences and beliefs of renewalists, as well as their religious affiliations and demographic characteristics. The moral values and social attitudes of renewalists are presented and analyzed in Section II. Section III reports on their personal and social outlooks. Finally, Section IV describes the political views of renewalists, comparing them with the views held by other Christians in each of the 10 countries surveyed.

## SECTION I. RELIGION AND DEMOGRAPHY

**T**he surveys find that there are certain religious experiences and behaviors that differentiate renewalist movements from other Christian traditions. Reports of having experienced direct divine interventions in their day-to-day lives, for example, are relatively common among pentecostals, and, to a lesser extent, charismatics, but tend to be more rare among other Christians.

*Many pentecostals around the world report experiencing divine healings, receiving revelations from God, witnessing exorcisms and attending religious services where people speak in tongues and display other signs of the Holy Spirit. Fewer pentecostals say that they have prophesied or interpreted prophecy, but even this is not an uncommon occurrence among this group. These activities tend to be more common among pentecostals than among charismatics, and much more common among pentecostals than among non-renewalist Christians.*

*While their distinctive religious experiences serve to distinguish renewalists most sharply from other Christians, they also stand out for the frequency with which they engage in activities that are more typical of mainstream Christianity. Renewalists (particularly pentecostals) tend to be more likely than other Christians to say that they go to church regularly, pray frequently and read Scripture often. A similar pattern can be seen in religious beliefs; renewalists adhere to many of the same articles of faith as do non-renewalist Christians, but they tend to hold these beliefs even more intensely than other Christians.*

*Contrary to widespread perceptions, pentecostals are not necessarily poorer or less educated than others in the general population of the countries surveyed. Pentecostals' socioeconomic status very much depends on the country in question. In the U.S. as well as in Chile and Guatemala, pentecostals indeed are more likely to have lower household incomes than the population as a whole. But in the other seven countries surveyed, they are at least as well off as the general population.*

### 1. RELIGIOUS PRACTICES

#### Distinctive Elements of Renewalist Church Services

In all 10 countries surveyed, overwhelming majorities of pentecostal church attenders say their religious services at least occasionally include people speaking in tongues, prophesying, praying for divine healing or displaying physical signs of the Holy Spirit, such as laughing or shaking. This type of church service is particularly common in Latin America and Africa, where pluralities of pentecostals in most countries report that their services include these activities either always (Brazil, Guatemala, South Africa) or frequently (Chile, Kenya). Such services are less common in Asia, where pluralities in the regions of India surveyed, the Philippines and South Korea say their religious services only occasionally include these phenomena.

Such features also are quite common in charismatic church services. With the exception of Brazil, at least half of charismatic church attenders report witnessing such behaviors at their religious services at least occasionally. But such occurrences tend to be less common among charismatics than among pentecostals.

### Signs of the Spirit in Religious Services

Pentecostals are more likely than charismatics and other Christians to say their religious services include speaking in tongues, prophesying or other signs of the Spirit.

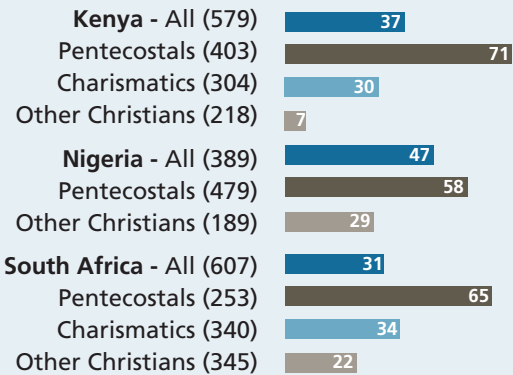
% saying services frequently include signs of the Spirit\*



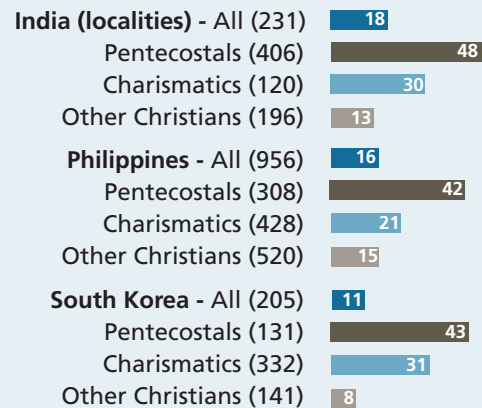
\*Based on Christians who attend religious services.

Question wording: When you attend religious services, how often do they include people speaking in tongues, prophesying, praying for miraculous or divine healings, or displaying physical signs of the Spirit such as laughing and shaking? Would you say always, frequently, occasionally or never?

### Africa



### Asia



In contrast, religious services that include speaking in tongues, prophesying and the like are largely foreign to non-renewalist Christians. With the exceptions of Nigeria and India, majorities of non-renewalist Christian church attenders (ranging from 52% in South Korea to 79% in the U.S.) say their church services never feature such behaviors.

### Personal Religious Experiences

Although many renewalists attend religious services where speaking in tongues and other signs of the Holy Spirit are common, fewer tend to say they themselves regularly speak or pray in tongues. In fact, in six of the 10 countries surveyed, more than four-in-ten pentecostals say they never speak or pray in tongues.<sup>5</sup> The only country in which a majority of pentecostals say they speak or pray in tongues on at least a weekly basis is Guatemala; slim majorities of charismatics in Guatemala and the regions of India surveyed, and half of the charismatics in the U.S., also fall in this category.

<sup>5</sup> By the definitions used in this report, non-renewalist Christians speak in tongues only rarely, if at all.

## Speaking in Tongues

Speaking in tongues is not a universal practice among pentecostals and charismatics.

	% saying they speak or pray in tongues ...*	
	Weekly or more	Never
<b>United States - All (n=619)</b>	14%	74%
Pentecostals	33	49
Charismatics	50	32
<b>Latin America</b>		
<b>Brazil - All (n=643)</b>	8	85
Pentecostals	29	50
Charismatics	8	84
<b>Chile - All (n=510)</b>	8	84
Pentecostals	25	45
Charismatics	30	38
<b>Guatemala - All (n=854)</b>	37	55
Pentecostals	53	35
Charismatics	53	39
<b>Africa</b>		
<b>Kenya - All (n=642)</b>	19	61
Pentecostals	38	27
Charismatics	23	53
<b>Nigeria - All (n=649)</b>	9	76
Pentecostals	37	32
<b>South Africa - All (n=720)</b>	11	76
Pentecostals	38	41
Charismatics	26	57
<b>Asia</b>		
<b>India (localities) - All (n=725)</b>	8	75
Pentecostals	41	54
Charismatics	51	34
<b>Philippines - All (n=995)</b>	10	77
Pentecostals	34	45
Charismatics	18	65
<b>South Korea - All (n=346)</b>	4	67
Pentecostals	45	18
Charismatics	31	12

\*Based on those who identified themselves as belonging to a particular religion.

Question wording: How often do you speak or pray in tongues? Would you say every day, more than once a week, once a week, at least once a month, several times a year, less often or never?

There are several distinctive experiences, however, that are quite common among renewalists. For example, in every country, majorities of pentecostals say they have experienced or witnessed a divine healing of an illness or injury. Indeed, in every country except the U.S. (where 62% of pentecostals report having experienced or witnessed divine healing) and South Korea (where 56% of pentecostals are personally familiar with divine healing), more than seven-in-ten pentecostals report having experienced or witnessed miraculous cures.

Such experiences also are fairly well-known among charismatics. In South Korea, for instance, charismatics are just as likely to have experienced divine healing as are pentecostals. And in three other countries (Guatemala, Kenya and the regions of India surveyed) majorities of charismatics say they are familiar with divine healings.

Compared with renewalists, other Christians have generally had less experience with divine healing, though in Nigeria and India majorities even among this group say they have experienced or witnessed miraculous cures.

For many renewalists, knowledge of the supernatural extends to exorcisms. This is particularly true of pentecostals in Latin America and Africa, where large majorities in every country surveyed report having experienced or witnessed the devil or evil spirits being driven out of a person. Firsthand familiarity with exorcisms is less common among pentecostals in Asia and the United States.

Charismatics are, for the most part, less familiar with exorcisms than are pentecostals. But in several countries (particularly in Kenya and the regions of India surveyed) such experiences are relatively common even among this group. Other Christians tend to be less familiar with exorcisms compared with their renewalist counterparts.

## Divine Healings and Exorcisms

Witnessing or experiencing a divine healing is common among pentecostals.

	% saying they have witnessed or experienced a divine healing			
	All	Pentecostals	Charismatics	Other Christians
<b>United States</b>	29%	62%	46%	28%
<b>Latin America</b>				
Brazil	38	77	31	32
Chile	26	77	37	24
Guatemala	56	79	63	47
<b>Africa</b>				
Kenya	71	87	78	47
Nigeria	62	79	-	75
South Africa	38	73	47	32
<b>Asia</b>				
India (localities)	44	74	61	55
Philippines	38	72	44	30
South Korea	10	56	61	20

Question wording: Have you ever (insert item)?

a. experienced or witnessed a divine healing of an illness or injury?

e. experienced or witnessed the devil or evil spirits being driven out of a person?

Large majorities of pentecostals in Latin America and Africa report having experienced or witnessed the devil or evil spirits being driven out of a person.

	% saying they have witnessed or experienced an exorcism			
	All	Pentecostals	Charismatics	Other Christians
<b>United States</b>	11%	34%	22%	7%
<b>Latin America</b>				
Brazil	34	80	30	26
Chile	13	62	20	8
Guatemala	38	62	41	28
<b>Africa</b>				
Kenya	61	86	67	39
Nigeria	57	75	-	62
South Africa	33	60	40	25
<b>Asia</b>				
India (localities)	21	41	47	19
Philippines	28	52	29	26
South Korea	6	30	35	11

Prophecy and interpreting prophecy seem to be somewhat less central to the religious experience of renewalists than divine healing or exorcism, but they are by no means uncommon occurrences. Among pentecostals in South Africa, for instance, a majority say they have experience with prophesying or interpreting prophecy, as do more than four-in-ten pentecostals in Nigeria (44%), the regions of India surveyed (41%) and South Korea (43%). Charismatics tend to have less experience with prophecy than do pentecostals; with the exceptions of Nigeria and India, prophesying and interpreting prophecy are relatively rare among non-renewalist Christians.

Most renewalists surveyed report that they have at one time received a definite answer to a specific prayer request. This is particularly true of pentecostals (in seven countries, more than eight-in-ten pentecostals report having had a prayer answered), but it also is very common among charismatics. Non-renewalist Christians also report having their prayers answered; but in most countries (with the exceptions of Nigeria and India), fewer non-renewalist Christians report having their prayers answered compared with pentecostals.



## Prophecy

Charismatics tend to have less experience than pentecostals giving or interpreting prophecy.

	% saying they have given or interpreted prophecy			
	All	Pentecostals	Charismatics	Other Christians
<b>United States</b>	13%	27%	20%	8%
<b>Latin America</b>				
Brazil	10	30	6	5
Chile	7	36	13	4
Guatemala	20	38	26	11
<b>Africa</b>				
Kenya	22	28	21	7
Nigeria	30	44	-	29
South Africa	27	55	35	19
<b>Asia</b>				
India (localities)	24	41	32	25
Philippines	10	29	13	8
South Korea	6	43	44	10

Question wording: Have you ever (insert item)?  
b. given or interpreted prophecy?

## Answers to Prayer and Revelations from God

Most renewalists report that they have received a definite answer to a specific prayer request.

	% saying they have received answer to prayer			
	All	Pentecostals	Charismatics	Other Christians
<b>United States</b>	55%	77%	63%	59%
<b>Latin America</b>				
Brazil	67	95	68	65
Chile	50	88	62	54
Guatemala	74	92	78	73
<b>Africa</b>				
Kenya	85	94	87	77
Nigeria	83	92	-	89
South Africa	56	84	71	51
<b>Asia</b>				
India (localities)	65	67	76	77
Philippines	64	91	72	58
South Korea	13	63	70	25

Receiving a direct revelation from God is generally less common among charismatics than pentecostals.

	% saying they have received revelation			
	All	Pentecostals	Charismatics	Other Christians
<b>United States</b>	26%	54%	39%	25%
<b>Latin America</b>				
Brazil	35	64	28	29
Chile	22	55	29	19
Guatemala	39	59	39	39
<b>Africa</b>				
Kenya	39	57	43	16
Nigeria	41	64	-	46
South Africa	33	64	41	27
<b>Asia</b>				
India (localities)	17	31	18	23
Philippines	27	58	35	19
South Korea	3	20	25	4

Question wording: Have you ever (insert item)?  
c. received a definite answer to a specific prayer request?  
d. received a direct revelation from God?

In addition to receiving answers to their prayers, many pentecostals (including majorities in every country except India and South Korea) say they also have received a direct revelation from God. Receiving such revelations is a less common experience among charismatics. In fact, on this measure, charismatics often more closely resemble non-renewalist Christians than they do their pentecostal counterparts.

### More Fervent in Their Religious Practice

In addition to their distinctive religious experiences, renewalists also tend to engage in more traditional Christian practices at somewhat higher rates than do non-renewalists.

The vast majority of pentecostals, for instance, report attending religious services at least once a week. In the U.S. and the regions of India surveyed, at least six-in-ten pentecostals say they attend church every week, and in every other country surveyed this figure rises to at least three-in-four. Majorities of charismatics in every country except Brazil and Chile also say they attend church at least once a week.

In most of the 10 countries, non-renewalist Christians also report high levels of church attendance. Indeed, in eight of the countries, majorities of this group say they attend church at least once a week. But in most cases, non-renewalist Christians attend somewhat less frequently than their renewalist counterparts. The only exceptions to this rule are Nigeria (where non-renewalists attend as often as pentecostals), South Korea (where the figures for pentecostals, charismatics and non-renewalist Christians are nearly equal), Brazil and the regions of India surveyed (where other Christians attend church as often as charismatics).

In most of the countries surveyed, majorities of the general population say they pray to God every day. The exceptions are Chile (where 45% pray daily), the regions of India surveyed (where 37% say they pray every day) and South Korea (where 11% pray daily).

Despite the generally high level of private prayer among all groups, pentecostals, and, to a lesser extent, charismatics, tend to stand out for their relatively high level of private devotion. In nine countries, at least two-thirds of pentecostals say they pray every day. The only exception is South Korea, where even among pentecostals only 34% say they pray daily. Charismatics also pray quite regularly, with majorities in every country except South Korea saying they do so every day.

### Church Attendance

The vast majority of pentecostals say they attend religious services at least once a week.

	% saying they attend church at least once a week			
	All	Pentecostals	Charismatics	Other Christians
<b>United States</b>	44%	65%	63%	50%
<b>Latin America</b>				
Brazil	38	86	32	32
Chile	29	79	43	28
Guatemala	64	87	77	67
<b>Africa</b>				
Kenya	80	92	89	64
Nigeria	76	83	-	89
South Africa	55	75	71	55
<b>Asia</b>				
India (localities)	36	60	52	51
Philippines	62	90	65	58
South Korea	28	79	78	75

Question wording: Aside from weddings and funerals how often do you attend religious services ... more than once a week, once a week, once or twice a month, a few times a year, seldom or never?

Muslims were asked: On average, how often do you attend the mosque for salah and Jum'ah Prayer? More than once a week, once a week for Jum'ah, once or twice a month, a few times a year, seldom or never?

A similar pattern is seen on the question of frequency of Bible reading. With the exception of South Korea, pluralities or majorities of pentecostals in the countries surveyed say they read the Scripture every day, with many more saying they do so at least once a week. Charismatics also read the Bible fairly frequently. Non-renewalists tend to read Scripture less often than do renewalists.

### Private Prayer and Scripture Reading

Daily prayer tends to be common among all groups, especially among pentecostals.

#### % saying they pray to God daily

	All	Pentecostals	Charismatics	Other Christians
<b>United States</b>	64%	79%	74%	69%
<b>Latin America</b>				
Brazil	67	83	72	62
Chile	45	75	56	47
Guatemala	70	69	75	73
<b>Africa</b>				
Kenya	70	82	80	56
Nigeria	83	86	-	79
South Africa	62	77	71	61
<b>Asia</b>				
India (localities)	37	67	55	52
Philippines	77	93	80	74
South Korea	11	34	34	26

In most countries, pluralities or majorities of pentecostals say they read Scripture every day.

#### % saying they read Scripture daily

	All	Pentecostals	Charismatics	Other Christians
<b>United States</b>	18%	34%	27%	21%
<b>Latin America</b>				
Brazil	16	51	13	10
Chile	10	44	21	7
Guatemala	22	41	27	16
<b>Africa</b>				
Kenya	39	51	40	17
Nigeria	27	42	-	25
South Africa	33	39	31	17
<b>Asia</b>				
India (localities)	16	43	37	29
Philippines	10	48	11	9
South Korea	6	27	29	11

Question wording: How often do you (insert item)? Would you say every day, more than once a week, once a week, at least once a month, several times a year, less often or never?

- a. pray to God outside of religious services
- f. read Scripture outside of religious services

Fasting is a much less common practice among all groups in every country. But even on this measure, renewalists (especially pentecostals) appear to be somewhat more religiously active than their non-renewalist counterparts. In fact, in all the countries except the U.S. and South Africa, majorities of pentecostals fast at least several times a year.

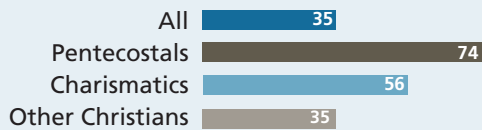
In addition to attending church services regularly, praying often and reading the Bible frequently, many renewalists also make watching or listening to religious programs on television and radio a regular part of their daily lives. Indeed, in all 10 countries, majorities of pentecostals say they watch or listen to religious programming at least on a weekly basis. Tuning in to religious programming is particularly popular among pentecostals in the U.S., Latin America and Africa, where at least half say they do so *more* than once a week.

## Use of Religious Media

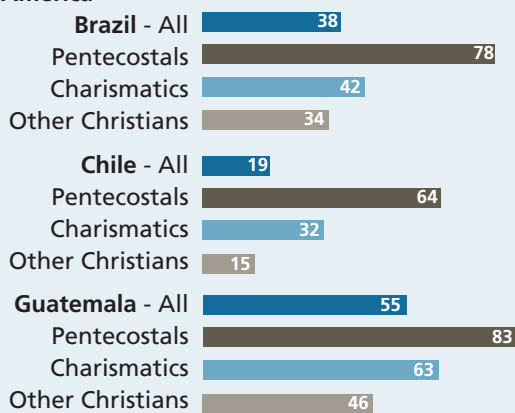
Majorities of pentecostals in all 10 countries say they watch or listen to religious programming at least once a week.

% saying they use religious media at least weekly

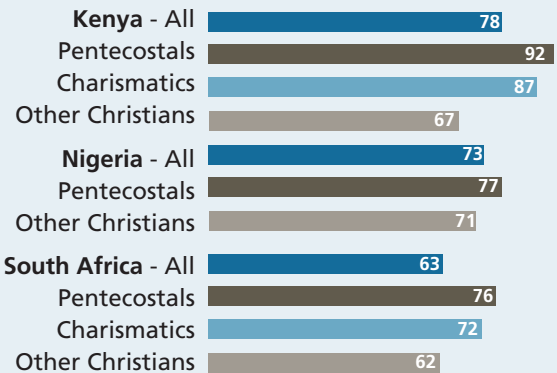
### United States



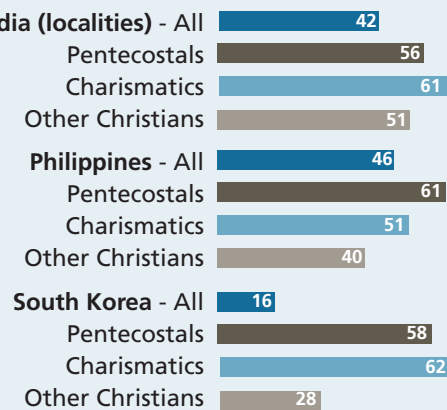
### Latin America



### Africa



### Asia



Question wording: How often do you listen to religious radio or watch religious television programs? Would you say every day, more than once a week, once a week, at least once a month, several times a year, less often or never?

Charismatics also report watching or listening to religious programs regularly. Indeed, in most African and Asian nations surveyed, tuning in to religious programs is roughly as common among charismatics as it is among pentecostals. Watching and listening to religious programs is a relatively less common occurrence among non-renewalist Christians.

The surveys find that pentecostals around the world make a concerted effort to share their faith with non-believers. In eight of the 10 countries, majorities of this group say they share their faith with non-believers *at least once a week*. And relatively few pentecostals (ranging from a low of 3% in South Korea to a high of 33% in the regions of India surveyed) say that this is something they never do.

Except in Kenya and India, charismatics tend to share their faith with non-believers somewhat less frequently than do pentecostals. Only in Guatemala, Kenya and South Korea do majorities of charismatics share their faith with others on a weekly basis. And, following the pattern observed on other questions, other Christians are generally less likely than renewalists to frequently share their faith with others. In fact, in most countries, pluralities or even majorities (in Brazil and the Philippines) of other Christians say they never share their faith with non-believers.

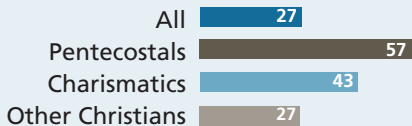
Renewalists also participate at higher rates in such activities as prayer groups, Bible studies and other religious education activities. In all 10 countries, majorities of pentecostals say they participate in these types of activities on at least a weekly basis.

### Sharing Faith with Non-Believers

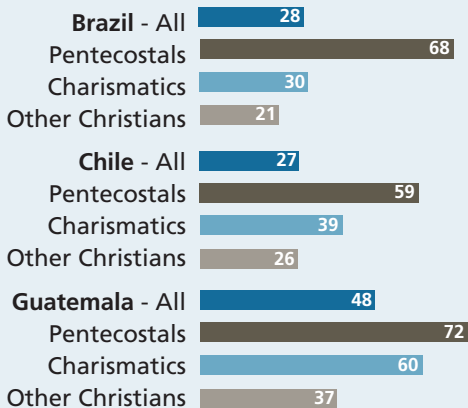
Majorities of pentecostals in most countries say they share their faith with non-believers at least once a week.

% saying they share faith at least weekly

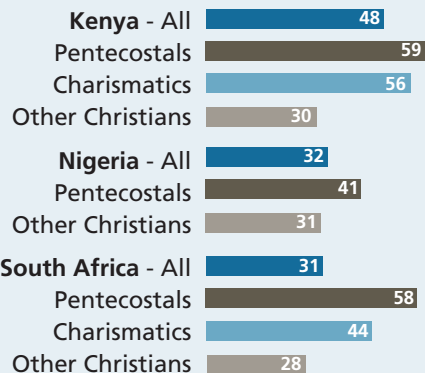
#### United States



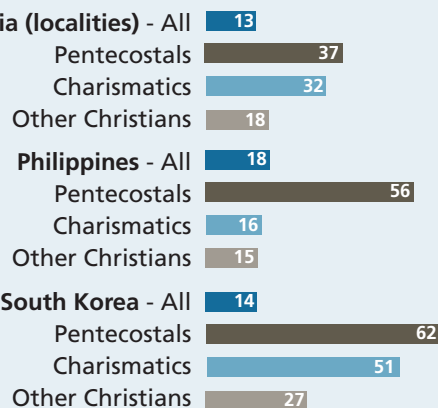
#### Latin America



#### Africa



#### Asia



Question wording: How often do you share your faith with non-believers? Would you say every day, more than once a week, once a week, at least once a month, several times a year, less often or never?

### Prayer/Bible Study Groups

In all 10 countries, majorities of pentecostals say they participate in prayer groups, Bible study and similar activities at least once a week.

% saying they participate in religious groups at least once a week

% saying they participate in religious groups at least once a week

	All	Pentecostals	Charismatics	Other Christians
<b>United States</b>	30%	55%	44%	36%
<b>Latin America</b>				
Brazil	20	59	15	15
Chile	16	56	28	15
Guatemala	41	64	49	34
<b>Africa</b>				
Kenya	64	82	70	39
Nigeria	48	75	-	41
South Africa	35	62	46	26

	All	Pentecostals	Charismatics	Other Christians
<b>Asia</b>				
India (localities)	33%	68%	64%	48%
Philippines	25	76	27	18
South Korea	16	71	67	37

Question wording: How often do you participate in prayer groups, Scripture study groups or religious education programs? Would you say every day, more than once a week, once a week, at least once a month, several times a year, less often or never?

The participation of charismatics in these types of groups varies considerably from country to country. Majorities of charismatics in Kenya, the regions of India surveyed and South Korea say they participate in these activities at least weekly; and they are joined by more than four-in-ten charismatics in the U.S., Guatemala and South Africa. Participation in these groups is less common among charismatics in Brazil (where 15% participate in religious education programs at least once a week), Chile (28%) and the Philippines (27%).

Non-renewalist Christians generally are less likely to participate regularly in these small groups. In fact, in half of the countries surveyed (including all Latin American countries, South Africa and the Philippines), majorities of non-renewalist Christians say they never participate in these kinds of activities.



## 2. RELIGIOUS BELIEFS

Renewalists hold many of the same beliefs as other Christians, but they often hold them more firmly or intensely than others.

### The Bible

Beliefs about the Bible provide a good example of this pattern. In the 10 countries surveyed, the view that the Bible is the word of God and is to be taken literally is quite common among all Christians. But in nearly every country, the number of pentecostals who see the Bible as the literal word of God exceeds the number of non-renewalist Christians who do so. (The lone exception is the Philippines, where pentecostals and other Chris-

#### Views of Scripture

In every country except the Philippines, at least seven-in-ten pentecostals hold a literal view of the Bible.

	% saying Bible is...		
	Word of God to be taken literally	Word of God NOT to be taken literally	Written by men, not word of God
<b>United States - All</b>	35%	41%	19%
Pentecostals	76	16	5
Charismatics	48	41	5
Other Christians	37	48	12
<b>Latin America</b>			
<b>Brazil - All</b>	53	30	12
Pentecostals	81	14	2
Charismatics	49	37	7
Other Christians	65	21	12
<b>Chile - All</b>	39	37	17
Pentecostals	83	15	1
Charismatics	54	30	9
Other Christians	37	45	12
<b>Guatemala - All</b>	77	14	5
Pentecostals	89	6	2
Charismatics	81	12	4
Other Christians	72	21	2

Question wording: Which one of these statements comes closest to describing your feelings about [Insert "The Bible" for Christians; "The Koran" for Muslims; "Sacred Scriptures" for all others]? The [Bible is/the Koran is/Sacred Scriptures are] the actual word of God and [is/are] to be taken literally, word for word, OR [the Bible is/the Koran is/Sacred Scriptures are] the word of God, but not everything in [it/them] should be taken literally, word for word, OR [the Bible is a book/the Koran is a book/Sacred Scriptures were] written by men and [is/are] not the word of God.

	% saying Bible is...		
	Word of God to be taken literally	Word of God NOT to be taken literally	Written by men, not word of God
<b>Africa</b>			
<b>Kenya - All</b>	80%	18%	*%
Pentecostals	91	9	0
Charismatics	84	15	0
Other Christians	73	26	0
<b>Nigeria - All</b>	88	10	*
Pentecostals	94	4	1
Other Christians	82	17	0
<b>South Africa - All</b>	59	26	7
Pentecostals	72	24	2
Charismatics	72	22	2
Other Christians	63	27	5
<b>Asia</b>			
<b>India (localities) - All</b>	50	18	29
Pentecostals	90	6	5
Charismatics	82	9	10
Other Christians	66	16	16
<b>Philippines - All</b>	53	40	5
Pentecostals	55	44	1
Charismatics	49	45	6
Other Christians	54	39	4
<b>South Korea - All</b>	33	20	27
Pentecostals	88	8	2
Charismatics	82	13	3
Other Christians	58	24	9

tians are about equally likely to express this point of view.) Similarly, in seven of the 10 countries, charismatics are at least slightly more likely than non-renewalist Christians to view the Bible as literally true.

## The End Times

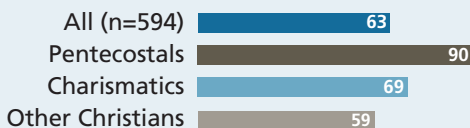
Pentecostals around the world also are remarkably unified in their belief in the teaching known as the rapture of the church. In every country surveyed, more than 80% of pentecostals agree that before the world comes to an end, the faithful will be rescued and taken up to heaven. Most charismatics also say they believe in the rapture, though typically not to the same degree as pentecostals. There are differences on this question between renewalists and other Christians, but this is largely a matter of degree; in all but two countries, majorities of non-renewalist Christians also believe in the rapture of the church.

### End-Time Beliefs

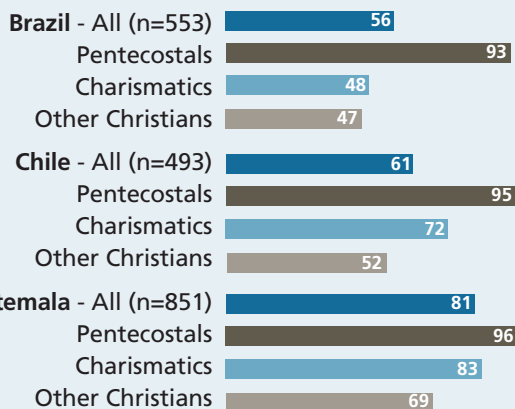
Pentecostals have particularly strong views on “the rapture of the church,” the teaching that before the world comes to an end the faithful will be saved and taken up to heaven.

% saying they believe in the rapture\*

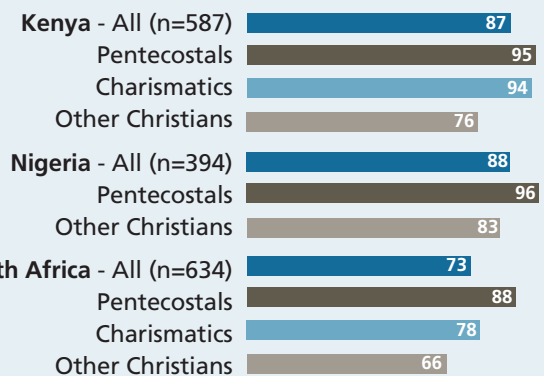
#### United States



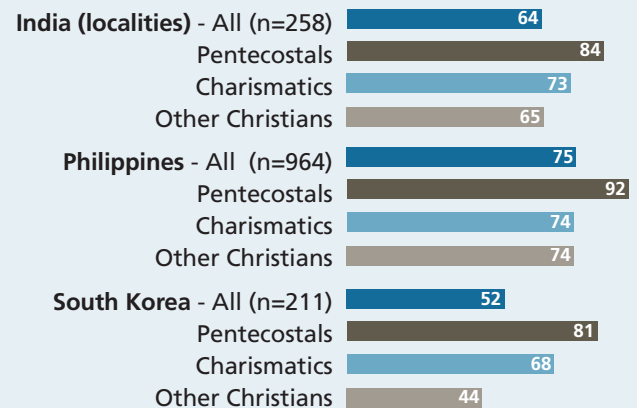
#### Latin America



#### Africa



#### Asia



\*Based on those who identified themselves as Christian.

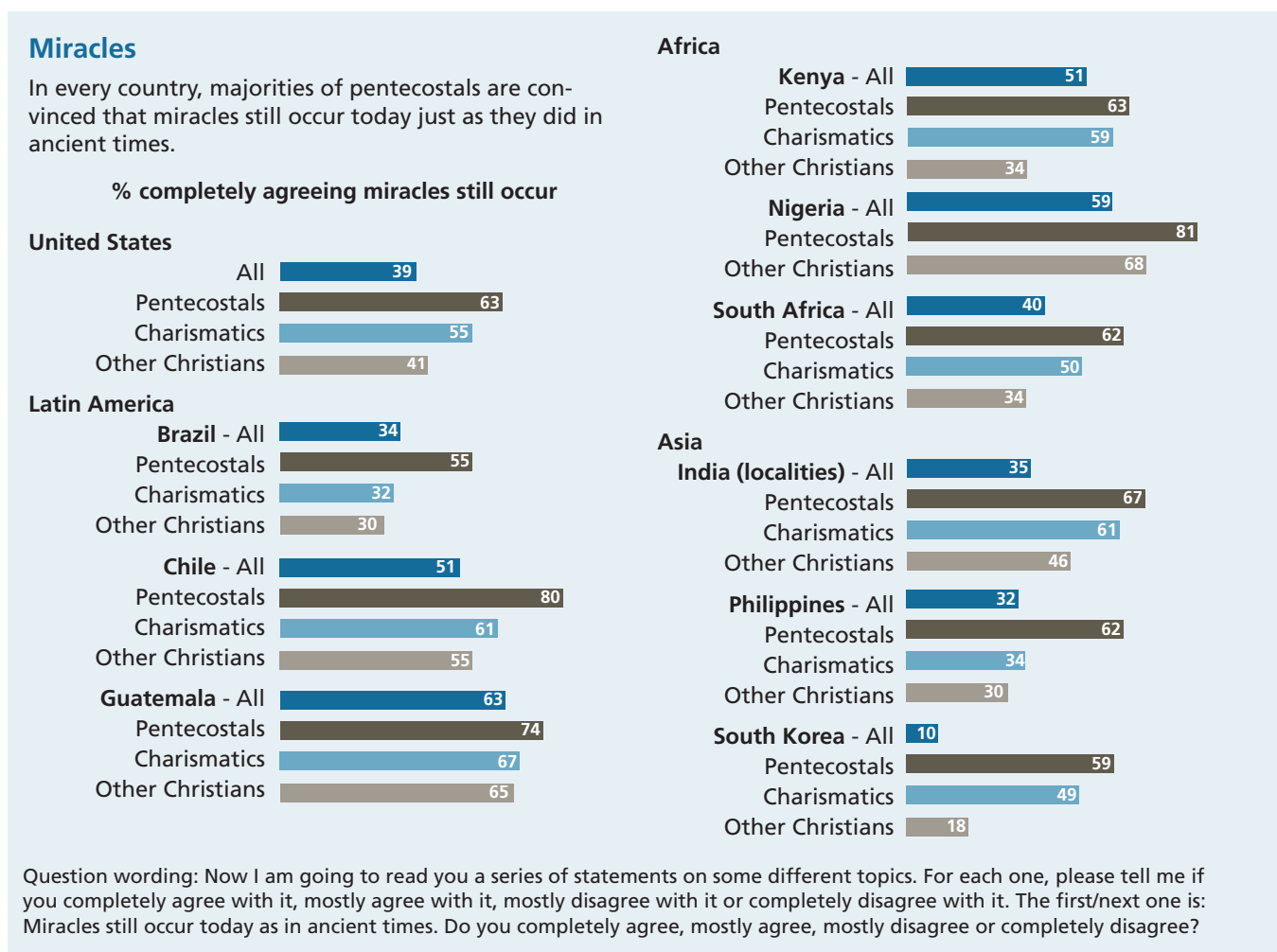
Question wording: Which, if any, of the following do you believe in? Do you believe in the rapture of the church, that is, that before the world comes to an end, the religiously faithful will be saved and taken to heaven?

While pentecostals in all 10 countries express consistently high levels of belief in the rapture, there is relatively less unanimity on the question of when these events will unfold. In six countries (the U.S., Chile, Guatemala, Kenya, the regions of India surveyed and South Korea) at least half of all pentecostals believe that Jesus will return to earth during their lifetimes. In the other four countries, by contrast, only a minority of pentecostals take this point of view.

## Miracles

Majorities of pentecostals around the world believe that miracles still occur today just as they did in ancient times. In every country, more than eight-in-ten pentecostals express this view. This is perhaps not surprising given that majorities of pentecostals also say that they have actually experienced or witnessed such miracles in the form of divine healings, exorcisms and revelations from God.

The belief that miracles continue to occur today is by no means unique to pentecostals, however. In every country, majorities of both charismatics and non-renewalist Christians also believe that miracles still happen. But this belief tends to be held more intensely among pentecostals than among other groups. In every country, for

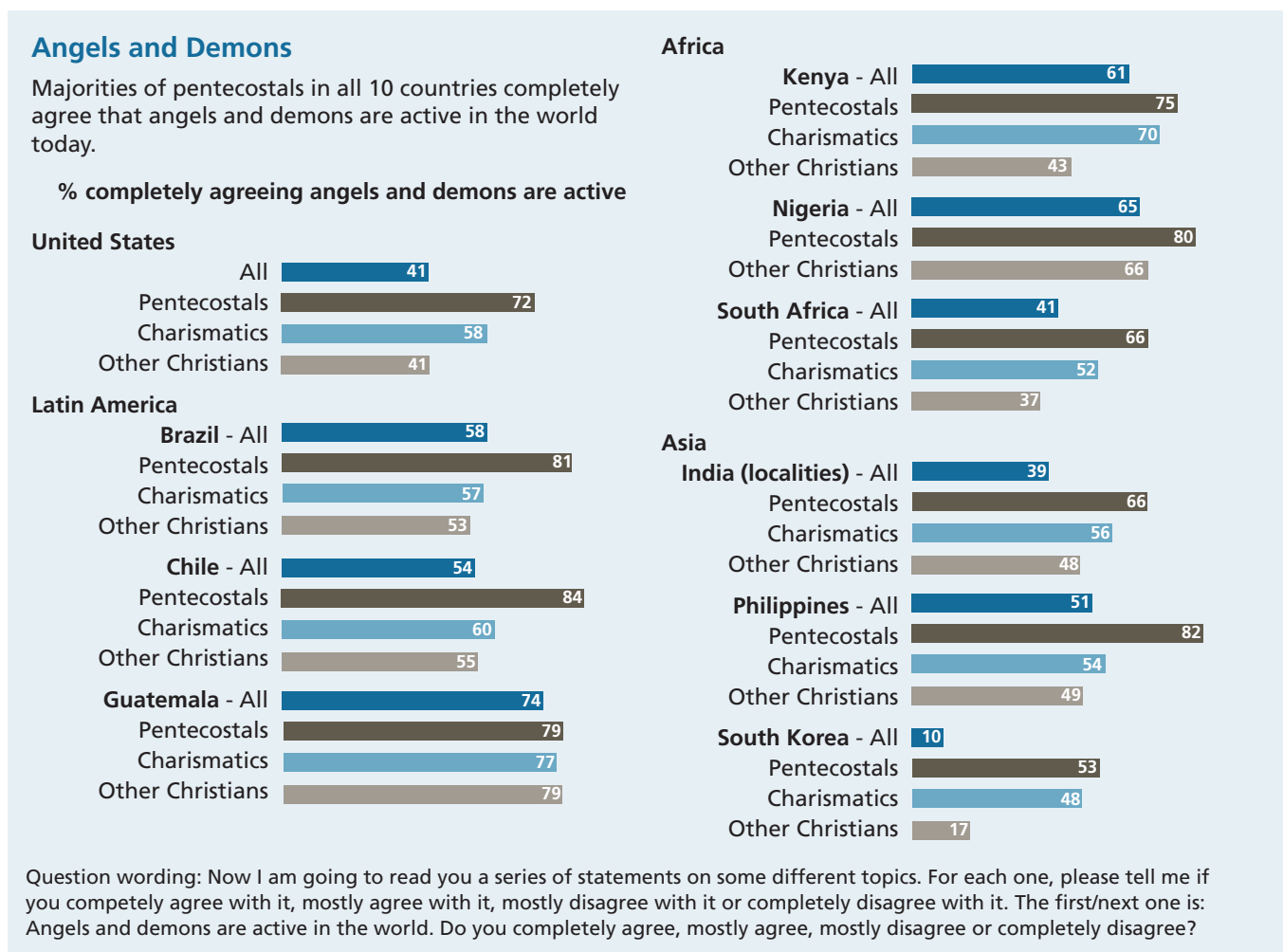


instance, the number of pentecostals who *completely* agree that miracles occur today exceeds the number of non-renewalist Christians expressing this view.

## Angels and Demons

Widespread belief in the intervention of supernatural forces in everyday life is further evidenced by the similarly large number of pentecostals who say that angels and demons are active in the world. In every country, majorities of pentecostals *completely* agree that angels and demons are active in the world today. This belief is so common that only in South Korea do fewer than two-thirds of pentecostals express this view.

Majorities of charismatics and non-renewalist Christians in all 10 countries also express agreement with the statement that angels and demons are active on earth. But here, again, fewer charismatics and (especially) non-renewalist Christians tend to express *complete* agreement with this view compared with pentecostals.



## Heaven and Hell

In all 10 countries surveyed, majorities of Christians of every kind express belief in heaven and hell. Although this belief is quite common among all Christians, a familiar pattern emerges in response to these questions. Renewalists, especially pentecostals, are somewhat more likely than other Christians to express a belief in these traditional Christian teachings.

## Evangelism

Many Christians in the countries surveyed believe that their faith imposes certain obligations and duties upon them. One such example is the duty to evangelize. In every country, large majorities of pentecostals believe that Christians have a duty to convert people to Christianity. And most pentecostals who agree with this point of view do so quite firmly; pluralities of pentecostals across the board say they *completely* agree that Christians are obligated to convert others.

The obligation to evangelize is also affirmed by charismatics; except in Brazil and Chile, majorities of charismatics say that Christians have a duty to convert others. Non-renewalist Christians tend to share this view; in six of the countries, at least half of non-renewalist Christians agree with this position. But the duty to spread the gospel tends to be felt more strongly by renewalists than by non-renewalists.

The sense of duty to evangelize is consistent with the widespread belief among pentecostals that faith in Jesus Christ represents the exclusive path to eternal salvation. In every country except South Korea, at least 70% of pentecostals *completely* agree that belief in Jesus Christ is the only way to be saved from eternal damnation. This view also is common among charismatics and other Christians, but here, as in other areas, pentecostals often stand out for the intensity of their belief.

## Duty to Evangelize

Majorities of pentecostals in all 10 countries believe that Christians have a duty to convert people to Christianity.

% agreeing believers have a duty to convert others

	All*	Pentecostals	Charismatics	Other Christians
<b>United States</b>	42%	64%	54%	40%
<b>Latin America</b>				
Brazil	37	72	31	34
Chile	38	77	47	32
Guatemala	64	79	66	57
<b>Africa</b>				
Kenya	91	91	91	87
Nigeria	91	96	-	93
South Africa	58	70	64	56
<b>Asia</b>				
India (localities)	32	64	57	34
Philippines	58	77	58	57
South Korea	36	81	72	50

\*Based on those who identified themselves as belonging to a particular religion. U.S. n=518; Brazil n=643; Chile n=510; Guatemala n=854; Kenya n=642; Nigeria n=649; S. Africa n=720; India localities n=725; Philippines n=995; S. Korea n=346.

Question wording: Now I am going to read you a series of statements on some different topics. For each one, please tell me if you completely agree with it, mostly agree with it, mostly disagree with it or completely disagree with it. The first one is (insert item). Do you completely agree, mostly agree, mostly disagree or completely disagree?  
d. [INSERT RESPONDENT'S RELIGION] have a duty to convert people of other religious faiths to [INSERT RESPONDENT'S RELIGION]

## Health and Wealth

Belief that God will grant good health and material prosperity to those who have enough faith, sometimes called the “prosperity” or “health and wealth” gospel, is quite common among Christians in each of the 10 countries surveyed. In all countries, majorities of all Christians believe that God will grant good health and relief from sickness to believers who have enough faith. In seven of the 10 countries, pentecostals are at least

### Health & Wealth Gospel

Belief in the prosperity gospel is quite common among Christians in each of the 10 countries, and tends to be stronger among pentecostals than among non-renewalist Christians.

	% agreeing God grants believers...*	
	Prosperity	Health
<b>United States - All (n=681)</b>	46%	56%
Pentecostals	66	68
Charismatics	59	71
Other Christians	43	52
<b>Latin America</b>		
<b>Brazil - All (n=690)</b>	64	74
Pentecostals	83	89
Charismatics	61	72
Other Christians	70	80
<b>Chile - All (n=569)</b>	28	72
Pentecostals	49	94
Charismatics	36	81
Other Christians	28	73
<b>Guatemala - All (n=1000)</b>	71	90
Pentecostals	82	96
Charismatics	71	91
Other Christians	68	90
<b>Africa</b>		
<b>Kenya - All (n=653)</b>	83	90
Pentecostals	85	94
Charismatics	83	94
Other Christians	77	87
<b>Nigeria - All (n=650)</b>	96	97
Pentecostals	95	97
Other Christians	93	95
<b>South Africa - All (n=788)</b>	80	87
Pentecostals	90	97
Charismatics	85	91
Other Christians	78	85

### % agreeing God grants believers...\*

Prosperity      Health

#### Asia

<b>India (localities) - All (n=726)</b>	82%	83%
Pentecostals	93	93
Charismatics	95	97
Other Christians	87	89
<b>Philippines - All (n=1000)</b>	87	95
Pentecostals	90	99
Charismatics	85	97
Other Christians	85	95
<b>South Korea - All (n=420)</b>	46	53
Pentecostals	86	85
Charismatics	75	89
Other Christians	63	74

\*Based on those who identified themselves as belonging to a particular religion or believing in God.

Question wording: Now I am going to read you a series of statements on some different topics. For each one, please tell me if you completely agree with it, mostly agree with it, mostly disagree with it or completely disagree with it. The first one is (insert item). Do you completely agree, mostly agree, mostly disagree or completely disagree?

f. God will grant material prosperity to all believers who have enough faith.

g. God will grant good health and relief from sickness to believers who have enough faith.

somewhat more likely than non-renewalist Christians to *completely* agree (as opposed to *mostly* agree) that God will grant good health to believers, and in several countries the number of pentecostals expressing this view far exceeds that of non-renewalist Christians. In the U.S., for instance, pentecostals are twice as likely as non-renewalist Christians to completely agree with the statement that God blesses believers with good health (42% vs. 21%).

Many Christians around the world also believe that God will grant material prosperity to all believers who have enough faith, though this belief is somewhat less common, and held less intensely, than belief in God granting good health. Here, too, more pentecostals say they completely agree that God will reward the faithful with financial success compared with non-renewalist Christians.

### Justice for the Poor

In every country, strong majorities of both pentecostals and charismatics believe that if enough people were brought to Christ, social ills would take care of themselves, a view that also is common among other Christians. However, renewalists also see it as their duty to work for justice for the poor. Indeed, very few people in the countries surveyed reject the notion that Christians and other religious people have a responsibility to work for justice for the poor.

### Justice for the Poor

Most Christians, in every country, feel responsible to work for justice for the poor.

	% agreeing believers have a duty to work for justice for the poor			
	All*	Pentecostals	Charismatics	Other Christians
<b>United States</b>	84%	90%	85%	84%
<b>Latin America</b>				
Brazil	77	87	72	78
Chile	83	92	88	81
Guatemala	89	91	88	86
<b>Africa</b>				
Kenya	96	97	97	96
Nigeria	94	94	-	94
South Africa	78	84	79	75
<b>Asia</b>				
India (localities)	79	91	91	87
Philippines	87	93	88	87
South Korea	75	89	86	79

\*Based on those who identified themselves as belonging to a particular religion. U.S. n=518; Brazil n=643; Chile n=510; Guatemala n=854; Kenya n=642; Nigeria n=649; S. Africa n=720; India localities n=725; Philippines n=995; S. Korea n=346.

Question wording: Now I am going to read you a series of statements on some different topics. For each one, please tell me if you completely agree with it, mostly agree with it, mostly disagree with it or completely disagree with it. The first one is (insert item). Do you completely agree, mostly agree, mostly disagree or completely disagree?  
e. [INSERT RESPONDENT'S RELIGION] have a duty to work for justice for the poor.



### 3. RELIGIOUS AFFILIATION

#### Religious Affiliation

The religious affiliation of pentecostals varies widely from country to country. In two countries, Chile and South Korea, vast majorities of pentecostals belong to older, more established pentecostal denominations. In Chile, for instance, more than eight-in-ten pentecostals belong to such denominations, and in South Korea nearly all pentecostals are members of the Assemblies of God.

In three nations (Guatemala, Nigeria and the Philippines), the pentecostal movement is composed primarily of those belonging to newer pentecostal denominations. In Guatemala and the Philippines, roughly seven-in-ten belong to these kinds of churches, while in Nigeria more than eight-in-ten pentecostals belong to newer churches.

In the five other nations, pentecostals are more evenly divided between classical pentecostal denominations (such as the Assemblies of God or the Church of God in Christ) and newer pentecostal denominations. In the U.S., Brazil, Kenya and the regions of India surveyed, for instance, more than four-in-ten pentecostals belong to other pentecostal or neo-charismatic churches; in South Africa, this figure stands at 39%.

Charismatics tend to track with the religious affiliation in the general populations of their respective countries. For instance, in countries with large Catholic populations (such as Brazil, Chile, Guatemala and the Philippines), large majorities of charismatics are Roman Catholics. By contrast, in countries where Catholics are outnumbered in the general population by Protestants and other Christians, a different pattern emerges. In the U.S., Kenya, South Africa, the regions of India surveyed and South Korea, for instance, large majorities of charismatics belong either to Protestant denominations or African Independent Churches.

#### Changes in Affiliation

The surveys asked respondents whether they had ever changed their religious affiliation. The results show that rates of change vary considerably from country to country. In the regions of India surveyed, for example, nearly everyone (97% of the general public) says they have always maintained their current religious affiliation. In Brazil, Guatemala and Kenya, by contrast, one-in-four say they have changed their affiliation.

#### Changes in Affiliation

More pentecostals than charismatics or other Christians say they have changed religious affiliation.

**% saying they have *not* always belonged to their current religion**

	All	Pentecostals	Charismatics	Other Christians
<b>United States</b>	29%	43%	29%	27%
<b>Latin America</b>				
Brazil	26	62	10	13
Chile	18	39	14	9
Guatemala	26	49	19	14
<b>Africa</b>				
Kenya	26	42	21	13
Nigeria	9	36	-	8
South Africa	16	18	13	11
<b>Asia</b>				
India (localities)	3	10	6	1
Philippines	12	74	10	8
South Korea	21	13	16	16

Question wording: Have you always been (insert religion)?

For the most part, pentecostals are the group most likely to say they have changed churches. And in two countries, Brazil and the Philippines, majorities of pentecostals say that they have changed their religious affiliation.

The surveys find that the previous religious affiliations of pentecostal converts varies widely from country to country. In traditionally Catholic countries, large numbers of pentecostals indicate that they are former Catholics. Indeed, in Brazil, Chile, Guatemala and the Philippines, at least one-quarter of all pentecostals say they are former Catholics. And in the Philippines, two-thirds of pentecostals were, at one time, Roman Catholics. In Kenya and Nigeria, by contrast, where Catholics constitute a much smaller share of the general population, there are fewer former Catholics among the ranks of pentecostals.

## Previous Religious Affiliation of Pentecostal Converts

### United States

Lifelong pentecostal	57
Converted	43
<i>From Catholicism</i>	6
<i>From Protestantism</i>	27
<i>From no religion</i>	3
<i>From other religion</i>	5
DK/Refused	1
Don't know/refused	0
	= 100

### Latin America

Brazil		Chile		Guatemala	
Lifelong pentecostal	38	Lifelong pentecostal	61	Lifelong pentecostal	51
Converted	62	Converted	39	Converted	49
<i>From Catholicism</i>	45	<i>From Catholicism</i>	26	<i>From Catholicism</i>	35
<i>From Protestantism</i>	0	<i>From Protestantism</i>	0	<i>From Protestantism</i>	0
<i>From no religion</i>	11	<i>From no religion</i>	11	<i>From no religion</i>	13
<i>From other religion</i>	6	<i>From other religion</i>	1	<i>From other religion</i>	1
DK/Refused	*	DK/Refused	1	DK/Refused	*
Don't know/refused	0	Don't know/refused	*	Don't know/refused	0
	= 100		= 100		= 100

### Africa

Kenya		Nigeria		South Africa	
Lifelong pentecostal	59	Lifelong pentecostal	63	Lifelong pentecostal	81
Converted	42	Converted	36	Converted	18
<i>From Catholicism</i>	20	<i>From Catholicism</i>	18	<i>From Catholicism</i>	5
<i>From Protestantism</i>	12	<i>From Protestantism</i>	0	<i>From Protestantism</i>	2
<i>From AIC</i>	4	<i>From AIC</i>	3	<i>From AIC</i>	5
<i>From Islam</i>	1	<i>From Islam</i>	2	<i>From Hinduism</i>	1
<i>From no religion</i>	3	<i>From no religion</i>	*	<i>From no religion</i>	1
<i>From other religion</i>	3	<i>From other religion</i>	13	<i>From other religion</i>	3
DK/Refused	0	DK/Refused	1	DK/Refused	2
Don't know/refused	0	Don't know/refused	1	Don't know/refused	1
	= 101		= 100		= 100

### Asia

India (localities)		Philippines		South Korea	
Lifelong pentecostal	90	Lifelong pentecostal	26	Lifelong pentecostal	86
Converted	10	Converted	74	Converted	13
<i>From Catholicism</i>	2	<i>From Catholicism</i>	66	<i>From Catholicism</i>	0
<i>From Protestantism</i>	0	<i>From Protestantism</i>	0	<i>From Protestantism</i>	0
<i>From Hinduism</i>	7	<i>From no religion</i>	1	<i>From Buddhism</i>	6
<i>From Islam</i>	0	<i>From other religion</i>	6	<i>From no religion</i>	7
<i>From no religion</i>	0	DK/Refused	0	<i>From other religion</i>	0
<i>From other religion</i>	*	Don't know/refused	0	DK/Refused	0
DK/Refused	0		= 100	Don't know/refused	1
Don't know/refused	*				= 100
	= 100				

Due to rounding, figures do not always sum to 100.

Question wording: Have you always been (insert religion)? (If no, ask): What were you before?

## 4. DEMOGRAPHIC CHARACTERISTICS

### Demographic Portrait of Renewalists<sup>6</sup>

Contrary to widespread perceptions, pentecostalism does not always draw disproportionately from the lower socioeconomic sectors of society. Whether pentecostals and charismatics have higher or lower income levels than the general population very much depends on the country in question.

In some countries, including the U.S., the survey finds that renewalist groups do tend to have lower income and educational levels. However, they are not necessarily poorer or less educated than the general population in the majority of the countries surveyed. In South Korea, for instance, people with high incomes are more highly represented among renewalists than in the general population. And in Nigeria, there are a higher proportion of well-educated people among pentecostals than in the population as a whole.

Another misconception is that renewalism appeals disproportionately to women. Although at least half of the renewalist population in all the countries surveyed indeed is female, the gender composition of renewalists in most countries closely resembles that of the country as a whole.

The survey finds that in some countries, including the U.S., certain ethnic or racial minorities are more highly represented among renewalists than in the general population, although the degree to which this is true varies from case to case.

With respect to another demographic characteristic, the survey finds that the number of children born to renewalists closely resembles the numbers among the general populations surveyed; the only exception is in Nigeria, where pentecostals have significantly fewer children than the general population. In none of the countries does the survey find that the average age of renewalists differs significantly from that of the general population.

### Income

Income levels among pentecostals and other renewalists vary considerably by country. In the U.S., for instance, 58% of pentecostals have a household income that places them in the bottom two income categories, compared with 41% for the population overall, according to this survey. The differences between pentecostals and the general population are smaller but still notable in Chile (44% vs. 35%) and Guatemala (48% vs. 40%).

In most of the countries surveyed, however, those with lower incomes are not necessarily more prevalent among pentecostal and other renewalist groups. For example, in Brazil, Kenya, Nigeria, South Africa, the regions of India surveyed, the Philippines and South Korea, renewalist populations do not include a disproportionately high number of lower-income people.

In two places – South Korea and the regions of India surveyed – the survey finds that there is a notably larger percentage of higher-income people among pentecostals than in the general population. In South Korea, for example, 63% of pentecostals are in the upper two income categories, compared with only 49% of the general population. Similarly, in the regions of India surveyed, 59% of pentecostals fall into the two higher-income groups, compared with only 39% of the general population. And in South Africa, there is a higher percentage of pentecostals (29%) in the highest income bracket than among the general population (20%).

<sup>6</sup> The wording of demographic questions can be found on the survey questionnaire, which is available at [www.pewforum.org](http://www.pewforum.org).

In this survey, pentecostals have somewhat lower income levels than charismatics in the U.S., but they have higher income levels in the regions of India surveyed. In the other countries, differences in the income levels of pentecostals and charismatics tend to be less pronounced.

## Income

Renewalists do not necessarily have lower income levels than non-renewalists.

	% of religious group in income category <sup>†</sup>					% of religious group in income category <sup>†</sup>			
	1 - Low	2	3	4 - High		1 - Low	2	3	4 - High
<b>United States - All</b>	21%	20%	23%	21%	<b>Africa</b>				
Pentecostals	29	29	23	10	<b>Kenya - All</b>	69%	16%	5%	1%
Charismatics	24	20	22	16	Pentecostals	66	20	7	*
Other Christians	18	19	23	24	Charismatics	61	19	5	1
					Other Christians	71	15	5	1
<b>Latin America</b>					<b>Nigeria - All</b>	27	14	8	13
<b>Brazil - All</b>	21	20	30	17	Pentecostals	33	15	8	8
Pentecostals	20	20	28	13	Other Christians	21	12	7	17
Charismatics	16	22	32	19	<b>South Africa - All</b>	17	21	18	20
Other Christians	26	20	32	14	Pentecostals	12	22	17	29
<b>Chile - All</b>	16	19	18	36	Charismatics	12	23	16	22
Pentecostals	17	27	23	21	Other Christians	18	20	19	21
Charismatics	17	20	21	30	<b>Asia</b>				
Other Christians	13	19	18	40	<b>India (localities) - All</b>	19	38	15	24
<b>Guatemala - All</b>	16	24	18	22	Pentecostals	7	26	25	34
Pentecostals	19	29	19	18	Charismatics	13	36	24	22
Charismatics	20	25	16	21	Other Christians	19	37	13	26
Other Christians	13	18	20	24	<b>Philippines - All</b>	21	30	15	15
					Pentecostals	12	35	23	10
					Charismatics	19	35	13	15
					Other Christians	21	25	17	16
					<b>South Korea - All</b>	14	27	31	18
					Pentecostals	11	24	36	27
					Charismatics	10	22	31	34
					Other Christians	8	23	35	20

<sup>†</sup>Specific response options vary from country to country. Income categories have been designed, as nearly as possible, to resemble quartiles. Thus, figures should be used only to compare groups within countries and not to make cross-national comparisons. Figures do not sum to 100 because DK/Ref responses are not shown.

## Education

In most countries surveyed, renewalists have at least as much schooling as the general population; in fact, in Nigeria, pentecostals are much more likely than the public as a whole to have obtained at least some post-secondary education. In the U.S., however, renewalists, especially pentecostals, tend to be less educated than the population as a whole. In Chile, too, pentecostals have considerably lower educational levels than the overall population, though there is virtually no education gap when it comes to charismatics.

### Education

Renewalists are not necessarily less educated than other segments of the population.

	% of each educational category					% of each educational category			
	Primary school or less	High school	Some college	College or more		Primary school or less	High school	Some college	College or more
<b>United States - All</b>	6%	38%	29%	27%					
Pentecostals	6	58	25	10					
Charismatics	8	45	30	16					
Other Christians	3	38	30	29					
<b>Latin America</b>									
<b>Brazil - All</b>	42	47	7	5					
Pentecostals	45	48	4	4					
Charismatics	39	46	9	6					
Other Christians	48	44	3	5					
<b>Chile - All</b>	21	58	12	9					
Pentecostals	37	57	4	2					
Charismatics	20	62	13	5					
Other Christians	21	56	11	12					
<b>Guatemala - All</b>	33	48	14	5					
Pentecostals	39	46	11	3					
Charismatics	37	44	13	6					
Other Christians	31	48	16	5					
<b>Africa</b>									
<b>Kenya* - All</b>	37	44	5	14					
Pentecostals	30	49	4	16					
Charismatics	34	47	7	12					
Other Christians	39	40	6	15					
<b>Nigeria - All</b>	27	48	10	15					
Pentecostals	10	52	16	22					
Other Christians	13	60	12	15					
<b>South Africa - All</b>	15	73	5	7					
Pentecostals	12	73	8	7					
Charismatics	18	66	6	9					
Other Christians	13	77	4	6					
					<b>Asia</b>				
					<b>India (localities) - All</b>	23%	34%	14%	29%
					Pentecostals	18	37	15	30
					Charismatics	16	32	18	34
					Other Christians	23	28	19	32
					<b>Philippines - All</b>	19	36	21	24
					Pentecostals	8	40	22	30
					Charismatics	18	36	20	27
					Other Christians	20	36	21	22
					<b>South Korea - All</b>	18	48	3	30
					Pentecostals	10	47	4	38
					Charismatics	10	42	2	45
					Other Christians	13	47	3	34

\*Specific response options vary from country to country. For Kenya, the two categories of secondary school and high school are combined, and the category of "adult education," which primarily refers to adult literacy training and basic skill-building, is combined with "primary school and under."

The survey also finds that charismatics and pentecostals tend to have comparable levels of education. Other Christians generally have similar levels of education as the general population.

## Gender

In nine of the 10 countries surveyed, more than half of pentecostals are women, and in India half are women. In four of these countries – the U.S., Kenya, South Africa and the Philippines – women account for more than 55% of pentecostals. However, in most of the countries, renewalists are not substantially more likely to be female than the general population. Only in Kenya, South Africa and the Philippines is the pentecostal population substantially more female than the general population; and only in Kenya and South Korea is the charismatic population substantially more female than the population as a whole.

<b>Gender</b>					
In most countries surveyed, the gender composition of renewalists closely resembles that of the country as a whole.			Male	Female	
	Male	Female			
<b>United States - All</b>	48%	52%			
Pentecostals	44	56			
Charismatics	43	57			
Other Christians	46	54			
<b>Latin America</b>					
<b>Brazil - All</b>	50	50			
Pentecostals	47	53			
Charismatics	51	49			
Other Christians	49	51			
<b>Chile - All</b>	47	53			
Pentecostals	45	55			
Charismatics	47	53			
Other Christians	43	57			
<b>Guatemala - All</b>	50	50			
Pentecostals	46	54			
Charismatics	50	50			
Other Christians	44	56			
			<b>Africa</b>		
			<b>Kenya - All</b>		
			49%	51%	
			Pentecostals	37	63
			Charismatics	38	62
			Other Christians	61	39
			<b>Nigeria - All</b>		
			51	49	
			Pentecostals	49	51
			Other Christians	53	47
			<b>South Africa - All</b>		
			51	49	
			Pentecostals	43	57
			Charismatics	47	53
			Other Christians	49	51
			<b>Asia</b>		
			<b>India (localities) - All</b>		
			50	50	
			Pentecostals	50	50
			Charismatics	48	52
			Other Christians	50	50
			<b>Philippines - All</b>		
			50	50	
			Pentecostals	42	58
			Charismatics	45	55
			Other Christians	56	44
			<b>South Korea - All</b>		
			50	50	
			Pentecostals	45	55
			Charismatics	40	60
			Other Christians	44	56



## Race

According to the survey, in many of the countries there is no clear majority racial or ethnic group. And in South Korea and the regions of India surveyed, there is essentially no racial or ethnic diversity among survey respondents. However, in three of the four countries surveyed where there is a majority race – the U.S., Chile and South Africa – racial minorities are more highly represented among pentecostals than in the general population, although the degree to which this is the case varies by country. In the U.S. and Chile, charismatics are also more likely to come from minority racial groups as compared with the general population.

Kenya and Nigeria, where tribal rather than racial distinctions are important, manifest starkly different breakdowns in terms of renewalist communities. In Kenya, the distribution of pentecostals and charismatics among tribal groups closely resembles that seen among the general population. In Nigeria, however, the situation is quite different. There pentecostals are disproportionately represented among the Ibo, not at all represented among the Hausa, who are overwhelmingly Muslim, and represented among the Yoruba at about the same percentage as in the general population.

### Race and Ethnicity

In the U.S., Chile and South Africa, racial minorities are more highly represented among pentecostals than among the general population.

% who are...	Among...			Other Christians
	All	Pentecostals	Charismatics	
<b>United States</b>				
White	71	55	58	78
Black	11	17	18	10
Hispanic	12	17	20	7
<b>Latin America</b>				
<b>Brazil</b>				
Branco	49	47	46	55
Pardo/mulato	33	34	36	30
Negro	14	16	14	11
<b>Chile</b>				
White	56	47	44	55
Mapuche	6	14	9	7
Mestizo	29	32	36	28
<b>Guatemala</b>				
Ladino/mixed race	80	82	77	84
Indigenous	19	17	21	15

% who are...	Among...			Other Christians
	All	Pentecostals	Charismatics	
<b>Africa</b>				
<b>Kenya</b>				
Kikuyu	26	23	29	24
Luo	14	14	16	15
Luhya	18	18	13	15
Kamba	12	12	12	19
<b>Nigeria</b>				
Hausa	28	0	-	1
Ibo	21	41	-	44
Yoruba	19	17	-	17
<b>South Africa</b>				
White	20	33	26	26
Black	63	41	63	61
<b>Asia</b>				
<b>India (Localities)</b>				
Asian	100	100	100	100
<b>Philippines</b>				
Tagalog	30	40	18	41
Cebuano	25	22	35	21
Illongo	14	9	21	8
Kapampangan	11	10	10	12
<b>South Korea</b>				
Korean	100	100	100	100

## Number of Children

The survey finds that in most countries, renewalists on average have roughly the same number of children as the general population. Only in one country, Nigeria, do pentecostals have considerably fewer children than the general population.

## Age

The average age of renewalist populations is not very different from that of the general population, or from other Christians, in any of the countries surveyed.

### Number of Children

On average, renewalists and non-renewalists have similar numbers of children.

	Average number of children			
	All	Pentecostals	Charismatics	Other Christians
<b>United States</b>	1.8	2.0	2.1	1.9
<b>Latin America</b>				
Brazil	1.6	1.9	1.6	1.8
Chile	2.0	2.3	1.7	2.2
Guatemala	2.1	2.3	2.3	2.2
<b>Africa</b>				
Kenya	2.5	2.6	2.6	2.3
Nigeria	2.4	1.8	-	1.6
South Africa	2.0	2.0	2.0	2.0
<b>Asia</b>				
India	1.4	1.5	1.3	1.4
Philippines	1.9	2.0	1.9	1.8
South Korea	1.5	1.5	1.8	1.5

## Age

Renewalists are similar in age to non-renewalists

	Average age
<b>United States - All</b>	46
Pentecostals	44
Charismatics	47
Other Christians	49
<b>Latin America</b>	
<b>Brazil - All</b>	35
Pentecostals	35
Charismatics	36
Other Christians	35
<b>Chile - All</b>	41
Pentecostals	42
Charismatics	40
Other Christians	43
<b>Guatemala - All</b>	35
Pentecostals	35
Charismatics	37
Other Christians	37
<b>Africa</b>	
<b>Kenya - All</b>	35
Pentecostals	35
Charismatics	36
Other Christians	34
<b>Nigeria - All</b>	33
Pentecostals	34
Other Christians	32
<b>South Africa - All</b>	40
Pentecostals	39
Charismatics	39
Other Christians	41
<b>Asia</b>	
<b>India (localities) - All</b>	36
Pentecostals	37
Charismatics	34
Other Christians	35
<b>Philippines - All</b>	40
Pentecostals	39
Charismatics	41
Other Christians	40
<b>South Korea - All</b>	41
Pentecostals	39
Charismatics	43
Other Christians	40

## SECTION II. MORAL AND SOCIAL ISSUES

The populations of the 10 countries surveyed express a high degree of traditionalism when it comes to moral and social issues. But even in these generally conservative societies, renewalists (especially pentecostals) often stand out for their moral conservatism on topics from homosexuality to divorce to consumption of alcohol.

Except in the U.S., majorities of the general population in every country say that abortion can never be justified, and renewalists tend to share this view.

Though pentecostals tend to be more supportive than others of allowing women to serve as pastors or church leaders, there are few consistent patterns differentiating pentecostals and charismatics from others when it comes to women's roles outside the church.

### Moral Absolutism

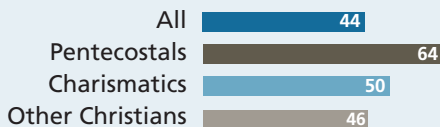
In most of the countries surveyed, majorities express belief in absolute standards of right and wrong, agreeing that there are clear guidelines about good and evil that apply to everyone regardless of their situation.

#### Belief in Moral Absolutes

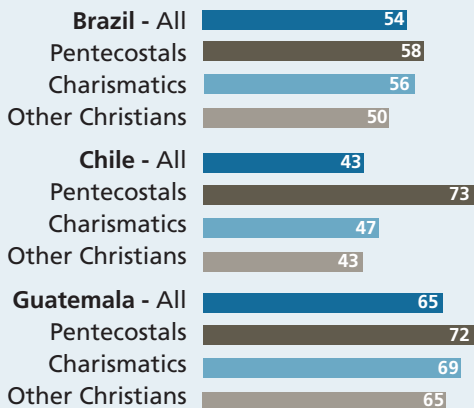
Most Christians believe in absolute standards of right and wrong, but this view is generally held more firmly by pentecostals than by non-renewalist Christians.

% completely agreeing there are clear guidelines about good and evil that apply to all

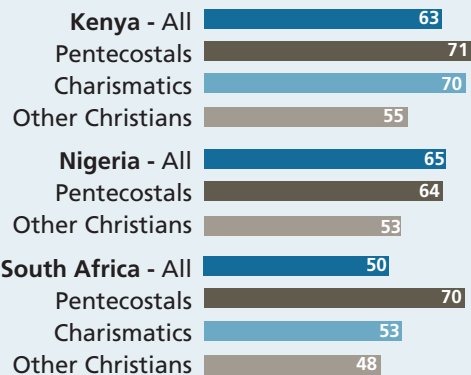
##### United States



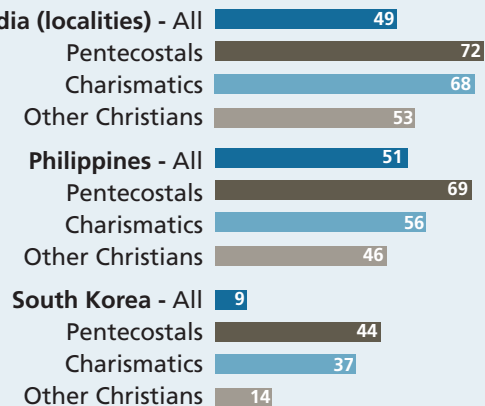
##### Latin America



##### Africa



##### Asia



Question wording: Now I am going to read you a series of statements on some different topics. For each one, please tell me if you completely agree with it, mostly agree with it, mostly disagree with it or completely disagree with it. The first/next one is: There are clear guidelines about what's good or evil that apply to everyone regardless of their situation. Do you completely agree, mostly agree, mostly disagree or completely disagree?

This view is common among both renewalists and non-renewalists but is generally held more firmly by pentecostals than by non-renewalist Christians.

## Sexuality

The publics in most of the countries surveyed are particularly conservative when it comes to moral values related to sexuality. In eight of the 10 countries, for instance, at least half of the general population says that homosexuality can never be justified. In Kenya and Nigeria, there is virtual unanimity on this question; 98% of the public in these two countries says homosexuality can never be justified.

### Sexual Morality

Pentecostals often stand out for their traditional views on a range of issues related to sexuality.

	% saying behavior is never justified			
	Homo- sexuality	Pros- titution	Extra- marital sex	Polyg- amy
<b>United States - All</b>	50%	67%	37%	71%
Pentecostals	80	81	64	71
Charismatics	59	78	47	74
Other Christians	54	73	37	77
<b>Latin America</b>				
<b>Brazil - All</b>	49	61	29	83
Pentecostals	76	81	63	94
Charismatics	46	57	26	85
Other Christians	46	64	21	85
<b>Chile - All</b>	32	49	22	81
Pentecostals	64	70	44	90
Charismatics	39	56	29	84
Other Christians	30	49	20	82
<b>Guatemala - All</b>	63	63	67	86
Pentecostals	73	71	77	89
Charismatics	61	63	66	86
Other Christians	61	65	68	90

Question wording: Please tell me, for each of the following statements, whether you think it can always be justified, sometimes be justified or never be justified. a. homosexuality ... b. prostitution ... g. sex between people who are not married to each other ... i. polygamy.

	% saying behavior is never justified			
	Homo- sexuality	Pros- titution	Extra- marital sex	Polyg- amy
<b>Africa</b>				
<b>Kenya - All</b>	98%	93%	79%	60%
Pentecostals	99	96	91	77
Charismatics	98	94	86	73
Other Christians	98	91	61	46
<b>Nigeria - All</b>	98	94	91	54
Pentecostals	97	92	91	88
Other Christians	98	94	86	84
<b>South Africa - All</b>	70	80	51	66
Pentecostals	79	83	68	81
Charismatics	70	81	54	68
Other Christians	72	81	47	67
<b>Asia</b>				
<b>India (localities) - All</b>	72	72	78	78
Pentecostals	87	86	84	90
Charismatics	86	87	90	92
Other Christians	85	81	86	88
<b>Philippines - All</b>	56	86	77	92
Pentecostals	86	95	95	97
Charismatics	59	87	86	95
Other Christians	52	86	69	94
<b>South Korea - All</b>	78	87	78	95
Pentecostals	90	97	92	95
Charismatics	90	96	95	95
Other Christians	86	88	85	95

But even in these very conservative contexts, pentecostals stand out for their moral traditionalism on the issue of homosexuality. In five of the seven countries outside of Africa (where pentecostals and non-pentecostals alike are overwhelmingly opposed to homosexuality), pentecostals are substantially more opposed to homosexuality than are non-renewalist Christians.

A similar pattern emerges on other sexual issues. When it comes to prostitution, for instance, majorities in every country except Chile say that prostitution can never be justified. Pentecostals tend to be even more opposed to prostitution than is the public overall.

Extramarital sex is also largely frowned upon. In seven of the 10 countries, majorities say that sex between people who are not married to each other can never be justified. Here, again, this view is often more common among pentecostals than others. Indeed, with the exception of Chile (where only 44% of pentecostals say that extramarital sex is never justified), 60% or more of pentecostals in every country say there is never a justification for sex outside of marriage.

Finally, polygamy is largely now a taboo sexual practice. However, African nations are somewhat less opposed to polygamy than the countries surveyed in Asia and Latin America. This is not true, however, of African pentecostals, who share the generally high levels of opposition to polygamy displayed by other pentecostals around the world.

## AIDS

Although they generally subscribe to the strict sexual mores of the countries in which they live, many renewalists reject the idea that AIDS is God's punishment for immoral sexual behavior. Majorities of pentecostals in five countries (Brazil, Chile, the Philippines, the U.S. and South Africa) explicitly reject the idea that those with AIDS have incurred God's wrath.

Unlike many of the other questions where the surveys revealed a fairly strong cross-national consensus, however, there is disagreement among pentecostals on the explanation for AIDS. Though majorities of pentecostals in five countries do not believe that AIDS is a punishment from God, majorities in three countries (Guatemala, Kenya and South Korea) take the opposite point of view that AIDS is God's punishment for immoral sexual behavior. And in seven countries, pentecostals are more likely than non-renewalist Christians to say that AIDS is a punishment from God.

### AIDS as God's Punishment

In several countries, pentecostals are more likely than non-renewalist Christians to say that AIDS is God's punishment for immoral sexual behavior.

	% agreeing AIDS is God's punishment			
	All*	Pentecostals	Charismatics	Other Christians
<b>United States</b>	20	34	30	15
<b>Latin America</b>				
Brazil	27	37	23	26
Chile	21	42	29	19
Guatemala	44	51	44	39
<b>Africa</b>				
Kenya	59	62	69	53
Nigeria	43	45	-	34
South Africa	46	37	44	46
<b>Asia</b>				
India (localities)	38	42	44	39
Philippines	42	48	39	41
South Korea	45	77	72	55

\*Based on those who identified themselves as belonging to a particular religion or believing in God. U.S. n=681; Brazil n=690; Chile n=569; Guatemala n=1000; Kenya n=653; Nigeria n=650; S. Africa n=788; India localities n=726; Philippines n=1000; S. Korea n=420.

Question wording: Now I am going to read you a series of statements on some different topics. For each one, please tell me if you completely agree with it, mostly agree with it, mostly disagree with it or completely disagree with it. The first one is (insert item). Do you completely agree, mostly agree, mostly disagree or completely disagree? i. AIDS is God's punishment for immoral sexual behavior.

In most countries, at least half of charismatics reject the idea that AIDS results from divine retribution. In Kenya and South Korea, however, majorities of charismatics say that AIDS is God's punishment for sexual misdeeds.

## Abortion

Large numbers of people in most of the countries surveyed are opposed to abortion. Indeed, with the exception of the U.S., solid majorities in every nation say that abortion can never be justified. The percentage of pentecostals who say that abortion can never be justified ranges from 64% in the U.S. to 97% in the Philippines. Similarly, the percentage of charismatics who say that abortion is never justified ranges from 57% in the U.S. to 96% in the Philippines.

But while majorities in most countries are morally opposed to abortion, many publics are closely divided on the question of whether governments should prevent women from obtaining abortions. In Brazil, for instance, 48% of the public agrees with the statement that the government should not interfere with a woman's ability to have an abortion, while 49% disagree. Chile, South Africa and the regions of India surveyed are also similarly divided.

### Abortion

Many renewalists and non-renewalists alike are opposed to abortion...

#### % saying abortion is never justified

	All	Pentecostals	Charismatics	Other Christians
<b>United States</b>	45%	64%	57%	45%
<b>Latin America</b>				
Brazil	79	91	76	82
Chile	71	88	76	72
Guatemala	85	90	85	86
<b>Africa</b>				
Kenya	88	88	89	81
Nigeria	94	95	-	96
South Africa	73	78	69	74
<b>Asia</b>				
India (localities)	68	78	88	77
Philippines	97	97	96	97
South Korea	54	77	70	65

Question wording: Please tell me, for each of the following statements, whether you think it can always be justified, sometimes be justified or never be justified. h. abortion

...but people are more divided on the question of whether governments should interfere with a woman's ability to have an abortion.

#### % saying government should not interfere with obtaining an abortion

	All	Pentecostals	Charismatics	Other Christians
<b>United States</b>	64%	41%	53%	62%
<b>Latin America</b>				
Brazil	48	41	51	51
Chile	46	28	43	45
Guatemala	58	61	58	54
<b>Africa</b>				
Kenya	18	19	18	16
Nigeria	30	37	-	32
South Africa	46	47	47	46
<b>Asia</b>				
India (localities)	46	53	47	43
Philippines	25	21	21	29
South Korea	62	41	52	55

Question wording: Please tell me whether you completely agree, mostly agree, mostly disagree or completely disagree with the following statements: c. The government should not interfere with a woman's ability to have an abortion.

A similar pattern holds among pentecostals and charismatics. Even though large majorities express moral opposition to abortion, far fewer in most countries support government interference with a woman's ability to obtain an abortion.

## Other Moral Issues

Compared with many other moral issues, divorce is more widely viewed as an acceptable practice in most of the countries surveyed. In fact, in six of the countries surveyed (including the U.S., South Africa, South Korea

### Other Moral Issues

Pentecostals also tend to hold somewhat more traditional views on several other moral issues.

	% saying behavior is never justified				% saying behavior is never justified				
	Euthan- asia	Divorce	Drinking alcohol	Suicide	Euthan- asia	Divorce	Drinking alcohol	Suicide	
<b>United States - All</b>	36%	11%	29%	72%					
Pentecostals	50	15	48	76					
Charismatics	43	19	42	76					
Other Christians	37	8	26	74					
<b>Latin America</b>									
<b>Brazil - All</b>	64	15	45	88					
Pentecostals	81	37	72	96					
Charismatics	62	12	40	88					
Other Christians	63	15	46	91					
<b>Chile - All</b>	43	21	56	74					
Pentecostals	69	44	65	92					
Charismatics	51	31	61	80					
Other Christians	42	19	56	72					
<b>Guatemala - All</b>	73	47	79	88					
Pentecostals	78	56	86	90					
Charismatics	76	46	78	90					
Other Christians	69	44	82	86					
					<b>Africa</b>				
					<b>Kenya - All</b>	89%	61%	67%	96%
					Pentecostals	93	70	88	98
					Charismatics	96	71	79	99
					Other Christians	83	51	39	92
					<b>Nigeria - All</b>	85	50	82	98
					Pentecostals	88	81	84	96
					Other Christians	85	79	63	97
					<b>South Africa - All</b>	64	45	52	81
					Pentecostals	69	48	56	84
					Charismatics	68	46	52	81
					Other Christians	57	45	48	80
					<b>Asia</b>				
					<b>India (localities) - All</b>	53	55	69	75
					Pentecostals	75	74	79	89
					Charismatics	71	77	82	88
					Other Christians	70	60	77	87
					<b>Philippines - All</b>	82	70	57	97
					Pentecostals	86	84	82	98
					Charismatics	83	70	57	96
					Other Christians	81	72	55	98
					<b>South Korea - All</b>	40	37	26	88
					Pentecostals	69	63	54	95
					Charismatics	54	53	50	93
					Other Christians	50	43	28	93

Question wording: Please tell me, for each of the following statements, whether you think it can always be justified, sometimes be justified or never be justified. c. divorce ... d. euthanasia – ending the life of the incurably sick ... e. suicide ... f. drinking alcohol



and all three Latin American nations) majorities say that divorce can either sometimes or always be justified. But here again, pentecostals stand out for their traditionalism, tending to be more likely than non-renewalist Christians to say that divorce can never be justified.

Interestingly, in most countries, drinking alcoholic beverages is viewed as less acceptable than getting a divorce. In fact, in seven countries, majorities say that drinking alcohol can never be justified. And in every country except the U.S., at least half of pentecostals share this view.

Few people in any country see suicide as an action that can ever be justified. In most countries, pentecostals, charismatics and non-renewalists alike tend to be equally opposed to the taking of one's own life. In most countries, majorities also say that euthanasia can never be justified. And in seven countries (including the U.S., Brazil, Chile, Guatemala, Kenya, South Africa and South Korea), this view is especially common among pentecostals compared with non-renewalist Christians.

## Gender Issues

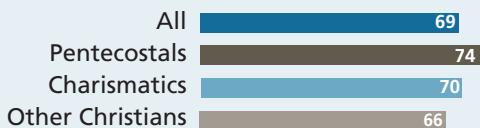
Historically, women have played a prominent role in helping to shape the renewalist movement. It might be expected, therefore, to find that pentecostals have a more egalitarian outlook on gender roles compared

### Female Clergy

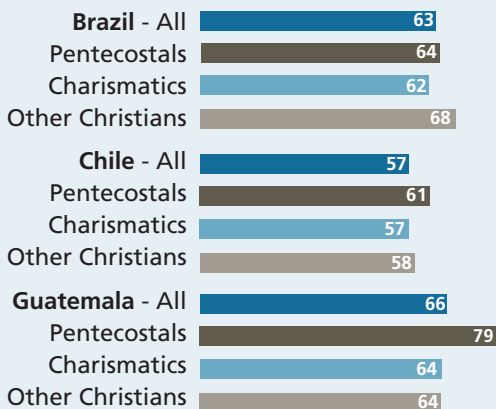
In some countries, pentecostals tend to be more willing than non-renewalist Christians to allow women to serve as pastors or priests.

**% agreeing women should be allowed to serve as pastors/priests**

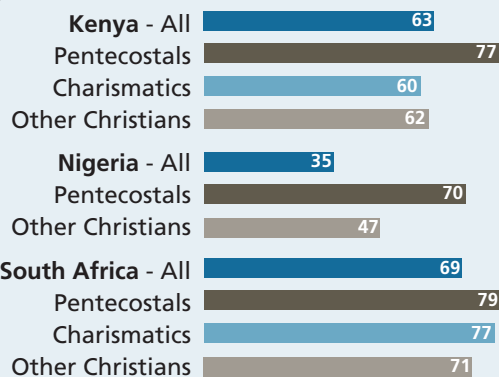
#### United States



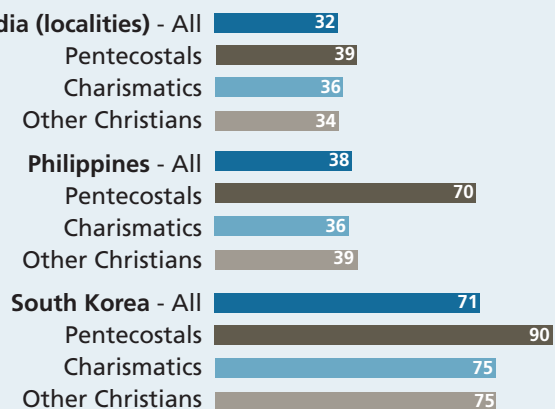
#### Latin America



#### Africa



#### Asia



Question wording: Now I am going to read you another series of statements on some different topics. For each statement, please tell me if you completely agree with it, mostly agree with it, mostly disagree with it or completely disagree with it. The first/next one is: Women should be allowed to serve as pastors or priests.

with non-renewalists, and this expectation is born out on the question of female clergy. In five countries (Guatemala, Kenya, Nigeria, the Philippines and South Korea), pentecostals are more willing to allow women to serve as pastors or church leaders compared with other Christians.

On other measures as well, pentecostals in the 10 countries surveyed express generally egalitarian views when it comes to gender roles. Majorities of pentecostals in every nation, for instance, agree with the statement that a working mother can establish just as warm and secure a relationship with her children as a mother who does not work outside the home.

There is also widespread support among renewalists and non-renewalists alike for egalitarian views when it comes to women in the workplace; in six of the 10 countries, majorities of the public disagree with the statement that when jobs are scarce, men should have more right to a job than women. Publics in Asia and Nigeria, however, stand out for their less egalitarian views on this question; in these countries, at least six-in-ten agree that when jobs are scarce, men should have more right to a job than women.

While many in the 10 countries surveyed express egalitarian views on certain questions, it is by no means the case that women are viewed as the equal of men in all social circumstances. In six countries (including Guatemala, all three African nations, the regions of India surveyed and the Philippines), for instance, majorities agree with the statement that a wife must always obey her husband. Only in the U.S., Brazil, Chile and South Korea do majorities disagree with that statement. On this question, pentecostals in six nations (the U.S., Brazil, Chile, Guatemala, the Philippines and South Korea) are somewhat less egalitarian than the public as a whole.

In five of the countries surveyed (Kenya, Nigeria and all three Asian nations) at least half of the overall population agrees that, on the whole, men make better political leaders than women. In the U.S. and all three Latin American countries, however, majorities take the opposite view. There are relatively few differences within countries between renewalists and non-renewalists on this question.

## Gender Issues

On a series of questions related to women's roles, there are few consistent patterns differentiating pentecostals from others.

	% agreeing that...			
	Men have greater right to jobs than women	Working mothers can establish just as warm relationships	Men make better political leaders	A wife must always obey her husband
<b>United States - All</b>	14%	75%	26%	24%
Pentecostals	29	70	37	46
Charismatics	20	71	32	37
Other Christians	12	75	25	20
<b>Latin America</b>				
<b>Brazil - All</b>	25	67	30	38
Pentecostals	29	69	36	61
Charismatics	26	65	29	34
Other Christians	30	72	36	42
<b>Chile - All</b>	36	72	32	31
Pentecostals	41	61	40	52
Charismatics	40	72	31	35
Other Christians	36	73	31	29
<b>Guatemala - All</b>	39	64	38	65
Pentecostals	40	59	40	73
Charismatics	32	59	33	58
Other Christians	44	70	40	66

Question wording: Now I am going to read you another series of statements on some different topics. For each statement, please tell me if you completely agree with it, mostly agree with it, mostly disagree with it or completely disagree with it. The first one is (insert item). How about (insert next item)?

- When jobs are scarce, men should have more right to a job than women.
- On the whole, men make better political leaders than women do.
- A wife must always obey her husband.
- A working mother can establish just as warm and secure a relationship with her children as a mother who does not work.

	% agreeing that...			
	Men have greater right to jobs than women	Working mothers can establish just as warm relationships	Men make better political leaders	A wife must always obey her husband
<b>Africa</b>				
<b>Kenya - All</b>	35%	76%	51%	90%
Pentecostals	25	81	43	89
Charismatics	34	80	48	88
Other Christians	42	74	65	85
<b>Nigeria - All</b>	66	69	78	98
Pentecostals	59	72	67	97
Other Christians	59	78	77	97
<b>South Africa - All</b>	40	77	49	71
Pentecostals	36	79	43	76
Charismatics	36	81	51	74
Other Christians	39	77	48	69
<b>Asia</b>				
<b>India (localities) - All</b>	69	66	67	86
Pentecostals	74	79	73	85
Charismatics	70	74	72	94
Other Christians	64	69	64	85
<b>Philippines - All</b>	76	75	65	57
Pentecostals	69	77	62	68
Charismatics	73	76	61	55
Other Christians	77	74	67	58
<b>South Korea - All</b>	60	59	51	23
Pentecostals	65	59	50	40
Charismatics	70	64	55	42
Other Christians	60	58	47	26

## SECTION III. SOCIAL AND ECONOMIC OUTLOOK

**I**n most of the countries surveyed, majorities of renewalists and non-renewalists say that you cannot be too careful in dealing with other people. Some people and organizations, however, tend to be trusted more than others. For instance, people trust their family members much more than government or the media. While renewalists tend to closely resemble their countrymen on most measures of trust, there is one exception: pentecostals tend to be more trusting than others of people from their own churches.

The surveys also find that renewalists are not substantially more likely than others to engage in various civic activities, such as volunteering for social welfare groups, educational organizations and the like. To the extent that renewalists engage in such volunteering activities, much of it takes place through church-based organizations.

When it comes to perceptions of their own financial situation, publics in these countries tend to be somewhat pessimistic, though not overwhelmingly so. Pentecostals in most countries are somewhat more hopeful than non-renewalist Christians about their economic prospects for the immediate future.

Majorities in every country say that many factors, including everything from hard work to education to networking, are important in determining people's economic success, and renewalists largely share these convictions. In several countries, however, renewalists stand out compared with non-renewalist Christians for their particularly strong belief that faith in God is a key determinant of economic success.

### Social Trust

When asked whether most people can be trusted or not, majorities in every country (with the exception of South Korea) say no, that one cannot be too careful in dealing with people. This view is particularly widespread in Latin America (where 85% of Chileans, 88% of Guatemalans and 95% of Brazilians say that one must be careful in dealing with people) and in the Philippines (where 95% are generally distrustful). Social trust is most common in the regions of India surveyed (where 41% say that most people can be trusted) and the U.S. (where 35% share this point of view). There are few differences between renewalists and others when it comes to general trust in others.

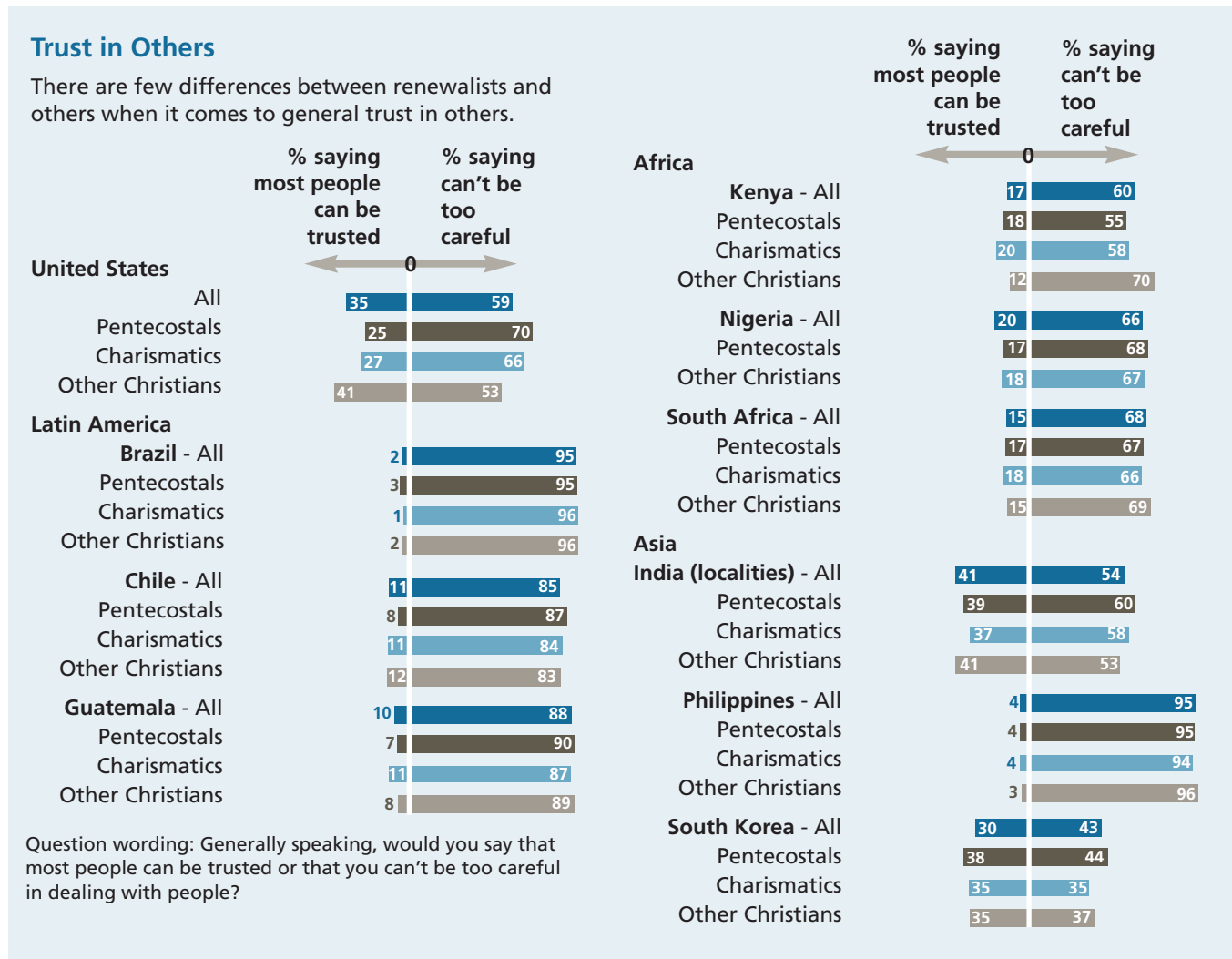
But while these publics are generally distrustful, some groups and organizations are deemed more trustworthy than others. Both renewalists and non-renewalists, for instance, say that their family members are trustworthy. In fact, in eight of the 10 countries (all except Kenya and Nigeria), overall majorities say that people in their immediate family can be trusted a lot.

In every country, majorities of religious people also say that people at their own church or place of worship can be trusted at least to some extent (though only in the U.S. does an overall majority say that their fellow church members can be trusted a lot). In six countries, pentecostals are more likely than non-renewalist Christians to say that church members can be trusted a lot. Renewalists and non-renewalists alike generally are less trusting of people from other religions than they are of people from their own churches.

Neighbors also tend to be accorded a relatively high level of trust; in eight countries, majorities say that people in their neighborhoods can be trusted at least some. Interestingly, however, relatively few people, ranging from 2% among the general public in Brazil to 29% in the U.S., say that their neighbors can be trusted a lot. Renewalists express similar levels of trust in their neighbors as do their fellow countrymen.

While trust in family members, fellow church members and neighbors is relatively high, trust in other organizations is lower. For instance, majorities in only four countries (the U.S., Kenya, the regions of India surveyed and the Philippines) say that the military can be trusted at least to some extent. By contrast, in five countries, including all three Latin American nations, Nigeria and South Korea, majorities say that the military can be trusted only a little or not at all.

The publics in the countries surveyed also expressed relatively low levels of trust in the media and their governments at both the national and local levels. There tend to be few differences between renewalists and non-renewalists on these questions.



## Trust in Other People

Pentecostals tend to be more likely than non-renewalist Christians to say they trust people at their place of worship.

	% saying can trust a lot			
	Family	Neighbors	Fellow church members*	People of other faiths
<b>United States - All</b>	70%	29%	51%	23%
Pentecostals	66	20	57	22
Charismatics	64	24	44	22
Other Christians	72	32	51	24
<b>Latin America</b>				
<b>Brazil - All</b>	52	2	13	3
Pentecostals	50	2	23	3
Charismatics	49	1	7	2
Other Christians	58	2	12	4
<b>Chile - All</b>	75	14	32	10
Pentecostals	75	11	54	11
Charismatics	76	15	42	10
Other Christians	79	16	25	11
<b>Guatemala - All</b>	73	15	40	12
Pentecostals	76	12	48	11
Charismatics	74	17	41	13
Other Christians	75	17	38	13

\* "All" row based on those who identified themselves as belonging to a particular religion. U.S. n=518; Brazil n=643; Chile n=510; Guatemala n=854; Kenya n=642; Nigeria n=649; S. Africa n=720; India n=725; Philippines n=995; S. Korea n=346.

Question wording: I'm going to read a list of institutions and people. For each one, please tell me whether you feel that you can trust them a lot, some, only a little or not at all. First, how about (insert item), do you feel you can trust them a lot, trust them some, trust them only a little or not trust them at all? How about (insert next item), would you say you can trust them a lot, some, only a little or not at all?

- a. people in your immediate family
- b. people in your neighborhood
- g. people from other religions
- h. people at your church or place of worship

	% saying can trust a lot			
	Family	Neighbors	Fellow church members*	People of other faiths
<b>Africa</b>				
<b>Kenya - All</b>	46%	9%	36%	8%
Pentecostals	50	10	36	9
Charismatics	47	8	37	10
Other Christians	48	7	33	7
<b>Nigeria - All</b>	42	4	23	4
Pentecostals	43	5	26	7
Other Christians	33	1	14	2
<b>South Africa - All</b>	62	13	41	16
Pentecostals	55	14	46	19
Charismatics	65	15	47	20
Other Christians	64	11	38	17
<b>Asia</b>				
<b>India (localities) - All</b>	74	25	34	26
Pentecostals	74	24	60	17
Charismatics	72	16	49	19
Other Christians	71	28	38	24
<b>Philippines - All</b>	85	15	35	13
Pentecostals	86	18	51	15
Charismatics	83	11	34	16
Other Christians	86	15	34	12
<b>South Korea - All</b>	73	5	16	1
Pentecostals	76	6	31	3
Charismatics	77	10	32	4
Other Christians	75	6	22	2

## Trust in Institutions

There are few differences between renewalists and non-renewalists on issues of trust in specific institutions and organizations.

	% saying can trust a lot			
	The military	The media	Local govt	Nat'l govt
<b>United States - All</b>	35%	5%	9%	5%
Pentecostals	37	2	7	9
Charismatics	34	5	10	7
Other Christians	38	3	10	5
<b>Latin America</b>				
<b>Brazil - All</b>	5	2	2	3
Pentecostals	1	*	*	1
Charismatics	5	2	2	3
Other Christians	7	2	2	3
<b>Chile - All</b>	12	4	7	11
Pentecostals	8	4	5	10
Charismatics	8	4	8	12
Other Christians	16	5	8	11
<b>Guatemala - All</b>	5	18	6	4
Pentecostals	7	17	6	5
Charismatics	7	17	8	6
Other Christians	4	23	6	4
<b>Africa</b>				
<b>Kenya - All</b>	22	13	7	11
Pentecostals	18	13	6	12
Charismatics	17	9	8	11
Other Christians	25	16	4	9
<b>Nigeria - All</b>	1	4	1	1
Pentecostals	5	2	1	2
Other Christians	0	0	0	0
<b>South Africa - All</b>	13	11	6	13
Pentecostals	10	8	6	9
Charismatics	16	16	10	18
Other Christians	13	8	5	14

	% saying can trust a lot			
	The military	The media	Local govt	Nat'l govt
<b>Asia</b>				
<b>India (localities) - All</b>	58%	17%	23%	34%
Pentecostals	37	15	14	29
Charismatics	44	15	16	23
Other Christians	48	14	16	25
<b>Philippines - All</b>	12	14	12	11
Pentecostals	9	13	12	11
Charismatics	13	16	11	11
Other Christians	11	13	10	9
<b>South Korea - All</b>	2	1	*	*
Pentecostals	5	2	2	1
Charismatics	5	1	3	3
Other Christians	0	1	1	1

Question wording: I'm going to read a list of institutions and people. For each one, please tell me whether you feel that you can trust them a lot, some, only a little or not at all. First, how about (insert item), do you feel you can trust them a lot, trust them some, trust them only a little or not trust them at all? How about (insert next item), would you say you can trust them a lot, some, only a little or not at all?

- c. your city or local government
- d. the media
- e. our national government
- f. the military



## Civic Engagement

The survey finds that involvement with various civic and volunteer organizations varies from country to country. Participation in educational, art, music and cultural groups, for instance, ranges from 5% in South Korea to 38% in the United States. Involvement in social welfare organizations ranges from 6% in Guatemala to 22% in the United States, and involvement in community action groups ranges from just 1% in South Korea to 23% in Kenya.

### Civic Engagement

For the most part, renewalists are not more likely than non-renewalists to be involved with voluntary organizations.

	% belonging to or participating in...						
	Social welfare services	Educ, arts, music or culture	Labor unions	Political orgs or parties	Community action	Women's groups	Other groups
<b>United States - All</b>	22%	38%	11%	19%	19%	11%	21%
Pentecostals	21	38	11	13	20	15	18
Charismatics	26	31	12	20	20	16	21
Other Christians	22	40	11	21	19	12	21
<b>Latin America</b>							
<b>Brazil - All</b>	10	10	4	2	11	5	1
Pentecostals	12	10	4	2	13	8	3
Charismatics	7	8	4	1	8	4	0
Other Christians	9	9	1	2	10	7	1
<b>Chile - All</b>	10	12	3	2	7	8	9
Pentecostals	12	9	2	*	5	12	28
Charismatics	13	11	1	1	8	13	14
Other Christians	12	13	4	3	7	9	9
<b>Guatemala - All</b>	6	10	2	2	7	6	10
Pentecostals	7	15	1	1	6	11	13
Charismatics	8	10	2	1	8	7	11
Other Christians	7	7	2	4	8	4	8
<b>Africa</b>							
<b>Kenya - All</b>	13	16	7	12	23	28	31
Pentecostals	13	24	12	10	23	37	42
Charismatics	17	11	5	6	18	32	28
Other Christians	6	13	7	15	23	20	23
<b>Nigeria - All</b>	12	25	8	14	12	17	28
Pentecostals	14	30	11	11	11	23	24
Other Christians	14	28	14	9	11	18	29
<b>South Africa - All</b>	9	12	7	12	12	11	8
Pentecostals	13	15	7	9	11	19	13
Charismatics	10	15	9	19	11	14	13
Other Christians	8	13	7	12	13	9	5

(continued next page)

(continued from previous page)

	% belonging to or participating in...						
	Social welfare services	Educ, arts, music or culture	Labor unions	Political orgs or parties	Community action	Women's groups	Other groups
<b>Asia</b>							
<b>India (localities) - All</b>	13%	14%	4%	4%	6%	15%	7%
Pentecostals	17	15	2	1	3	4	6
Charismatics	20	14	2	4	7	10	14
Other Christians	7	7	3	4	5	18	5
<b>Philippines - All</b>	13	17	4	6	10	8	9
Pentecostals	17	33	3	10	16	14	17
Charismatics	19	21	4	7	17	12	14
Other Christians	7	11	3	3	5	3	6
<b>South Korea - All</b>	10	5	2	1	1	*	5
Pentecostals	18	13	2	2	5	1	12
Charismatics	23	12	1	2	4	4	8
Other Christians	14	9	1	1	0	0	5
Question wording: Please look carefully at the following list of voluntary organizations and activities and say which, if any, do you belong to or participate in? (U.S. respondents were asked: Which of the following voluntary organizations and activities, if any, do you belong to or participate in?)							
a. social welfare services for elderly, handicapped or deprived people							
b. education, arts, music or cultural activities							
c. labor unions							
d. political organizations or parties							
e. local community action on issues like poverty, employment, housing, racial equality or human rights							
f. women's groups							
g. other groups							

Membership in labor unions (which ranges from 2% in Guatemala and South Korea to 11% in the U.S.) and political organizations or parties (ranging from 1% in South Korea to 19% in the U.S.) is much less common than involvement with other kinds of groups.

For the most part, renewalists are no more likely than non-renewalists to be involved with voluntary organizations. The survey finds, however, that when volunteer activity occurs among renewalists and non-renewalist Christians, it often takes place through churches and other houses of worship.

## Social Services

Receiving social services through a church or other religious organization tends to be a relatively infrequent occurrence among both renewalists and non-renewalists. In five countries, for instance, no more than one-in-ten say they "frequently" or "sometimes" receive food or housing assistance, health care or other social services through a church group. Similarly, large majorities in every country surveyed say that they never or hardly ever participate in language or literacy classes or receive job training and employment services through a church. Publics in Kenya, Nigeria, the regions of India surveyed and the Philippines say they receive such services from churches and other religious organizations somewhat more than those in other countries.

## Financial Situation and Future Prospects

In most countries surveyed, relatively few people say they are in poor financial shape. But in every country, there are fewer still who say that they are in excellent financial shape. Rather, in every country most people report that their personal finances are either in good or fair shape, with those in fair shape outnumbering those in good shape in every country except the United States. In the U.S., those who say their personal finances are in good shape outnumber those who say their finances are in fair shape (42% to 32%).

In five countries, renewalists and non-renewalists are rather similar in their perceptions of their own financial well-being. In the U.S., however, charismatics are somewhat less satisfied with their situation compared with non-renewalist Christians, while in Kenya, South Africa, the regions of India surveyed and South Korea, pentecostals are at least somewhat more satisfied with their financial situation than are non-renewalist Christians.

Most people in the 10 countries surveyed are quite hopeful about their own prospects for the future. In fact, majorities in all 10 countries say that they expect their financial situation to improve at least somewhat over the course of the coming year. This sense of financial optimism tends to be even more pronounced among pentecostals, compared with non-renewalist Christians.

In every nation, large majorities say that if they had a choice, they would prefer to be self-employed than to be employed by others. This holds true for renewalists and non-renewalists alike in every country surveyed except India. The cross-national consistency of responses to this question is striking; in all 10 countries, between 60% and 85% of the public prefers self-employment to being employed by others.

## Personal Financial Situation

Pentecostals in several countries are somewhat more satisfied with their financial situation, compared with non-renewalist Christians.

	% saying personal finances are in excellent or good shape			
	All	Pentecostals	Charismatics	Other Christians
<b>United States</b>	52%	51%	45%	58%
<b>Latin America</b>				
Brazil	34	43	35	34
Chile	25	22	23	26
Guatemala	34	39	31	36
<b>Africa</b>				
Kenya	21	27	24	16
Nigeria	40	50	-	47
South Africa	28	38	32	27
<b>Asia</b>				
India (localities)	33	56	41	26
Philippines	20	25	20	20
South Korea	11	24	17	13

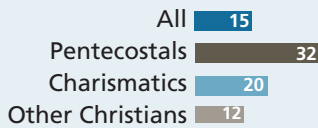
Question wording: Thinking about your own personal finances, how would you rate your own personal financial situation? Would you say you are in excellent shape, good shape, only fair shape or poor shape?

### Personal Financial Outlook

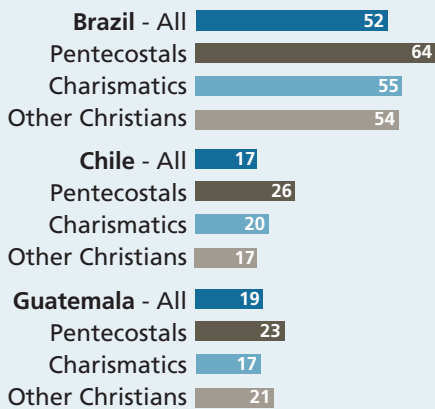
In most countries, pentecostals tend to be somewhat more hopeful than non-renewalist Christians about their future financial prospects.

**% saying financial situation will improve a lot**

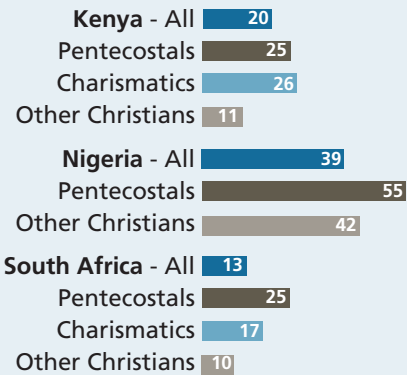
#### United States



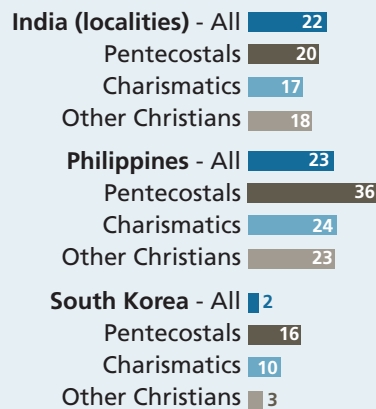
#### Latin America



#### Africa



#### Asia



Question wording: Over the course of the next year, do you think the financial situation of you and your family will improve a lot, improve some, get a little worse or get a lot worse?

## The Free Market, Government Guarantees and Globalization

There is consistently strong support for a free market economy in all 10 countries surveyed. In every nation, majorities agree that most people are better off in a free market economy, even though some people are rich and some are poor. On this question, the opinions of pentecostals and charismatics tend to resemble those of non-renewalists.

But support for a free market economy does not imply opposition to government efforts to provide for a basic standard of living. In all 10 countries surveyed, majorities also agree that government should guarantee every citizen enough to eat and a place to sleep. Here again, the opinions of pentecostals and charismatics tend, for the most part, to be roughly similar to those of non-renewalists.

In every country, substantial majorities say that their country benefits at least to some extent from the greater influence of international business practices, trade, ideas, communication and products, such as food and TV programs, from other countries. Renewalists and non-renewalists alike view such increased international ties as beneficial for their countries.

### The Free Market and Government Aid

Both renewalists and non-renewalists agree that most people are better off in a market economy. But they also say that government should guarantee food and shelter to citizens.

	% agreeing that...	
	Most are better off in free market	Govt should aid citizens
<b>United States - All</b>	75%	70%
Pentecostals	60	77
Charismatics	67	79
Other Christians	79	66
<b>Latin America</b>		
<b>Brazil - All</b>	72	93
Pentecostals	78	95
Charismatics	73	93
Other Christians	75	93
<b>Chile - All</b>	52	87
Pentecostals	47	90
Charismatics	46	86
Other Christians	56	85
<b>Guatemala - All</b>	72	92
Pentecostals	74	92
Charismatics	73	90
Other Christians	71	92

Question wording: Please tell me whether you completely agree, mostly agree, mostly disagree or completely disagree with the following statements. (Read list)

- Most people are better off in a free market economy, even though some people are rich and some are poor.
- The government should guarantee every citizen enough to eat and a place to sleep.

	% agreeing that...	
	Most are better off in free market	Govt should aid citizens
<b>Africa</b>		
<b>Kenya - All</b>	87%	83%
Pentecostals	83	80
Charismatics	87	86
Other Christians	85	87
<b>Nigeria - All</b>	88	94
Pentecostals	89	96
Other Christians	86	88
<b>South Africa - All</b>	74	85
Pentecostals	74	88
Charismatics	84	89
Other Christians	73	83
<b>Asia</b>		
<b>India (localities) - All</b>	79	85
Pentecostals	72	78
Charismatics	88	92
Other Christians	77	86
<b>Philippines - All</b>	86	94
Pentecostals	83	97
Charismatics	85	93
Other Christians	85	95
<b>South Korea - All</b>	86	77
Pentecostals	88	87
Charismatics	86	79
Other Christians	90	83

### Keys to Success

Majorities in every country share the conviction that a variety of factors, from background to work ethic to education, are key to determining personal economic success or failure. For the publics in the 10 countries surveyed, one of the paramount factors in determining economic success is faith in God. In every country except South Korea, majorities say that faith in God is a very important factor in people's economic success. In most countries, including Brazil, Guatemala, all three African nations, the regions of India surveyed and the Philippines, support for this view exceeds 70%.

In five countries, this view is more common among pentecostals than among non-renewalist Christians. In the U.S., for instance, more than 80% of pentecostals see faith in God as very important to economic success, compared with only 56% among other Christians.

The two other factors overwhelmingly deemed very important to success are hard work and education, both of which are seen as very important by at least half the population in all 10 countries. Within each country, renewalists and non-renewalists express similar levels of conviction that hard work and education are very important factors in economic success.


While there is a strong consensus across countries that hard work, education and faith in God are important determinants of economic success or failure, most also recognize that these attributes alone are not sufficient to guarantee economic prosperity. In every country, majorities (including both renewalists and non-renewalists) say that personal connections and contacts and people’s parents’ economic situation are each at least somewhat important in determining economic success. And in nine countries (with the lone exception of Kenya), majorities say that economic success or failure is, at least in part, determined by government policies and fate.

### Faith as a Key to Success

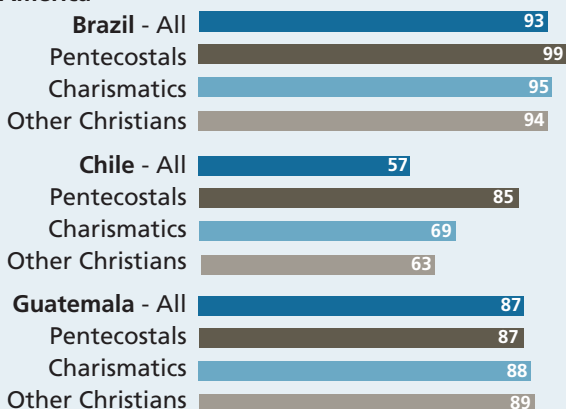
In five countries, pentecostals are much more likely than non-renewalist Christians to see faith in God as a very important factor in economic success.

% saying faith is very important to economic success

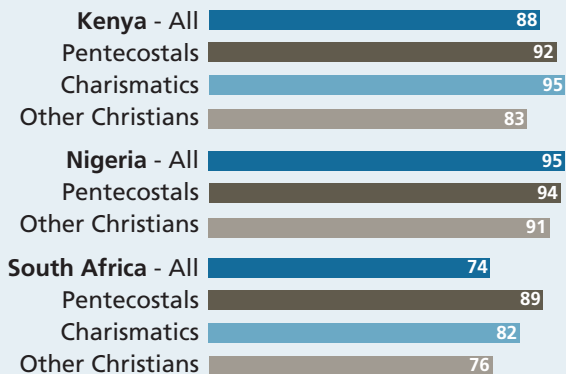
#### United States



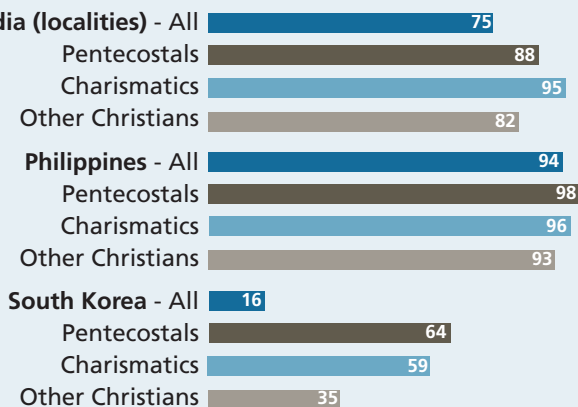
#### Latin America



#### Africa



#### Asia



Question wording: As I read from a list, please tell me how important each factor is in people’s economic success. Is faith in God a very important, somewhat important, not too important or not at all important factor(s) in people’s economic success?

### Keys to Success

Faith in God, hard work and education are widely thought to be very important factors in economic success.

#### % saying very important factor in economic success

	Faith in God	Hard work	Education	Fate	Govt policies	Personal contacts	Parents' economic situation
<b>United States - All</b>	56%	84%	84%	34%	36%	50%	36%
Pentecostals	81	88	90	53	47	54	53
Charismatics	76	86	83	45	38	49	42
Other Christians	56	86	83	32	35	51	31
<b>Latin America</b>							
<b>Brazil - All</b>	93	57	93	55	29	67	67
Pentecostals	99	57	96	48	24	66	63
Charismatics	95	58	93	57	30	66	68
Other Christians	94	61	95	57	29	69	72
<b>Chile - All</b>	57	58	85	28	28	55	49
Pentecostals	85	50	82	22	21	41	41
Charismatics	69	59	84	32	28	50	50
Other Christians	63	61	86	28	29	58	50
<b>Guatemala - All</b>	87	86	92	51	35	62	66
Pentecostals	87	86	92	50	40	65	63
Charismatics	88	85	92	55	41	61	68
Other Christians	89	87	92	50	33	66	64
<b>Africa</b>							
<b>Kenya - All</b>	88	94	74	19	45	48	47
Pentecostals	92	95	78	17	47	45	49
Charismatics	95	94	78	18	47	48	52
Other Christians	83	89	78	21	43	52	47
<b>Nigeria - All</b>	95	84	81	55	41	57	58
Pentecostals	94	86	88	49	43	59	55
Other Christians	91	85	85	50	42	55	53
<b>South Africa - All</b>	74	87	86	35	30	42	40
Pentecostals	89	89	91	44	33	48	42
Charismatics	82	86	87	40	33	48	44
Other Christians	76	88	85	36	29	38	38

(continued next page)

(continued from previous page)

	% saying very important factor in economic success						
	Faith in God	Hard work	Education	Fate	Govt policies	Personal contacts	Parents' economic situation
<b>Asia</b>							
<b>India (localities) - All</b>	75%	94%	95%	30%	33%	56%	56%
Pentecostals	88	97	94	55	30	54	41
Charismatics	95	94	97	30	27	52	52
Other Christians	82	96	96	29	34	53	49
<b>Philippines - All</b>	94	92	95	34	42	48	61
Pentecostals	98	93	94	26	45	40	63
Charismatics	96	92	97	32	41	48	65
Other Christians	93	93	94	34	40	45	57
<b>South Korea - All</b>	16	77	50	18	27	53	21
Pentecostals	64	73	47	8	25	56	13
Charismatics	59	76	49	12	21	49	15
Other Christians	35	78	48	12	31	54	22

Question wording: As I read from a list, please tell me how important each factor is in people's economic success. Is (insert item) a very important, somewhat important, not too important or not at all important factor(s) in people's economic success? How about (insert next item)? Is/Are (item) (a) very important, somewhat important, not too important or not at all important factor(s) in people's economic success?

- a. hard work
- b. fate
- c. people's parents' economic situation
- d. faith in God
- e. government policies
- f. personal connections and contacts
- g. education



## SECTION IV. POLITICAL VIEWS

**T**he surveys find that contemporary renewalists are just as supportive as non-renewalists of an active role for religion in politics and public life. In fact, in some instances, renewalists actually express more support for a role for religion in politics than do others.

*When it comes to bedrock political principles (such as support for certain civil rights and participatory government), renewalists tend to resemble their non-renewalist countrymen. Renewalists and non-renewalists also tend to share similar levels of concern over various problems facing their nations, including political corruption and conflict between religious groups.*

*The survey also finds that sympathy toward Israel, common among evangelical Christians in the United States, is generally more common among pentecostals than non-renewalist Christians around the world, even in countries with no direct political stake in the conflict in the Middle East. However, with some notable exceptions, renewalists tend not to be any more supportive of the U.S.-led war on terror than others.*

### Religion and Politics

In eight out of the 10 countries surveyed, large majorities of pentecostals say that religious groups should express their views on day-to-day social and political questions, and they are joined in seven countries by at least seven-in-ten charismatics. In most countries, renewalists and non-renewalist Christians all share this conviction.

Public opinion on this question is starkly different in the regions of India surveyed and South Korea, however. In these two countries, majorities of the population (54% in the regions of India surveyed and 58% in South Korea) say that religious groups should keep out of political matters. Renewalists in these countries are also less supportive of religious groups speaking out about politics, compared with renewalists in other countries; in the regions of India surveyed, for instance, less than half of pentecostals say that religious groups should express their views on social and political questions, and relatively slim majorities of pentecostals and charismatics in South Korea share this point of view.

### Religious Groups and Politics

Most people, including pentecostals and charismatics, support the right of religious groups to express their views on politics.

	% saying that religious groups should ...	
	Keep out of political matters	Express views on political questions
<b>United States - All</b>	35%	61%
Pentecostals	14	79
Charismatics	23	71
Other Christians	36	61
<b>Latin America</b>		
<b>Brazil - All</b>	39	57
Pentecostals	33	65
Charismatics	35	61
Other Christians	44	53
<b>Chile - All</b>	37	59
Pentecostals	30	65
Charismatics	34	61
Other Christians	34	61
<b>Guatemala - All</b>	27	70
Pentecostals	25	72
Charismatics	24	73
Other Christians	28	69

Question wording: In your opinion, should religious groups keep out of political matters – or should they express their views on day-to-day social and political questions?

### % saying that religious groups should ...

	Keep out of political matters	Express views on political questions
<b>Africa</b>		
<b>Kenya - All</b>	16%	83%
Pentecostals	15	84
Charismatics	13	87
Other Christians	14	85
<b>Nigeria - All</b>	22	75
Pentecostals	16	79
Other Christians	26	69
<b>South Africa - All</b>	31	63
Pentecostals	25	70
Charismatics	26	70
Other Christians	34	60
<b>Asia</b>		
<b>India (localities) - All</b>	54	42
Pentecostals	46	48
Charismatics	42	52
Other Christians	53	42
<b>Philippines - All</b>	38	61
Pentecostals	36	63
Charismatics	37	63
Other Christians	39	60
<b>South Korea - All</b>	58	36
Pentecostals	43	50
Charismatics	38	56
Other Christians	42	51

Majorities of pentecostals and charismatics also say that it is important to them that political leaders have strong religious beliefs. In all 10 countries, a minimum of two-thirds of pentecostals say it is important for political leaders to have strong Christian beliefs, and in several countries (including the U.S., Guatemala and the Philippines) support for this point of view exceeds 80%. Charismatics also tend to express high levels of agreement.

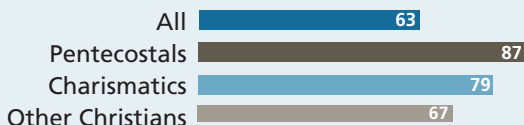
Renewalists are not alone in holding this view, however. With the exceptions of the regions of India surveyed and South Korea, majorities of the general population in each country also say that political leaders should have strong religious beliefs. But renewalists tend to feel more strongly about this than their fellow countrymen. In six countries (the U.S., Chile, South Africa and all three Asian nations surveyed), both pentecostals and charismatics are more likely than other Christians to say that it is important for political leaders to have strong religious beliefs. Similarly, in Brazil, pentecostals (but not charismatics) are more likely than non-renewalist Christians to take this view.

### Religious Beliefs of Political Leaders

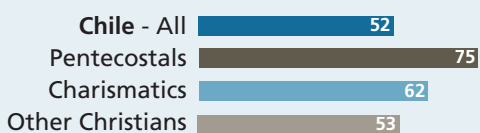
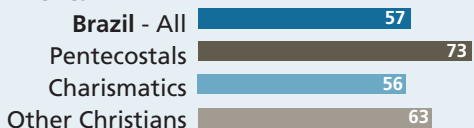
Majorities of pentecostals and charismatics around the world say it is important to them that political leaders have strong religious beliefs.

**% agreeing important for political leaders to have strong religious beliefs**

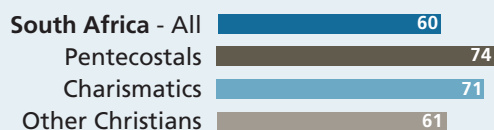
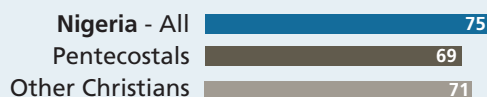
#### United States



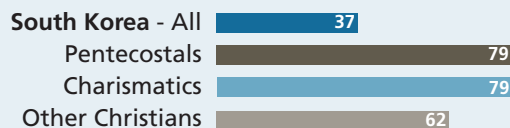
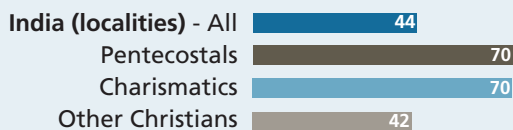
#### Latin America



#### Africa



#### Asia



Question wording: How do you feel about this statement: It's important to me that political leaders have strong (INSERT RESPONDENT'S RELIGION FROM Q3 [Christian, Muslim, etc.]; IF RESPONDENT IS NOT RELIGIOUS, INSERT "religious") beliefs. Do you completely agree, mostly agree, mostly disagree or completely disagree?

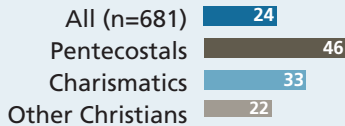
Even though most renewalists believe that God is active in the world (see Section I) and support religious involvement in politics, they are divided on the question of whether or not God fulfills his purposes through politics. In three countries (Guatemala, Nigeria and South Korea) majorities of pentecostals agree that God fulfills his purposes through politics and elections, and they are joined by a majority of charismatics in South Korea. By contrast, in four other countries (Brazil, Chile, Kenya and the Philippines), majorities of both pentecostals and charismatics take the opposite view, disagreeing with the statement that God fulfills his purposes through politics.

### God and Politics

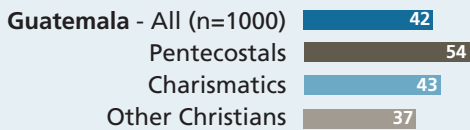
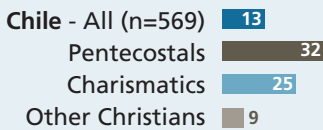
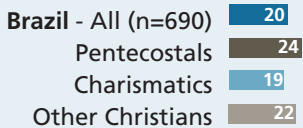
Renewalists are divided on the question of whether or not God works through politics.

% saying God fulfills his purposes through politics and elections\*

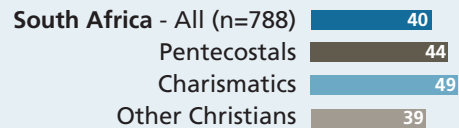
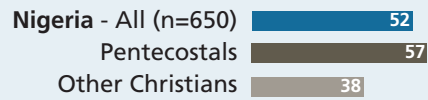
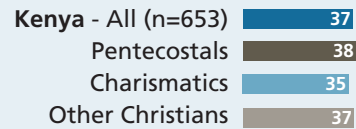
#### United States



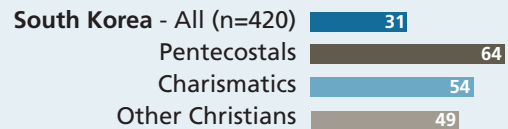
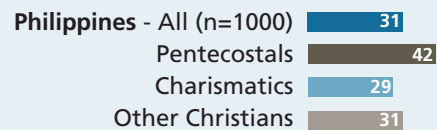
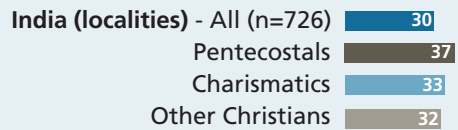
#### Latin America



#### Africa



#### Asia



\*Based on those who identified themselves as belonging to a particular religion or believing in God.

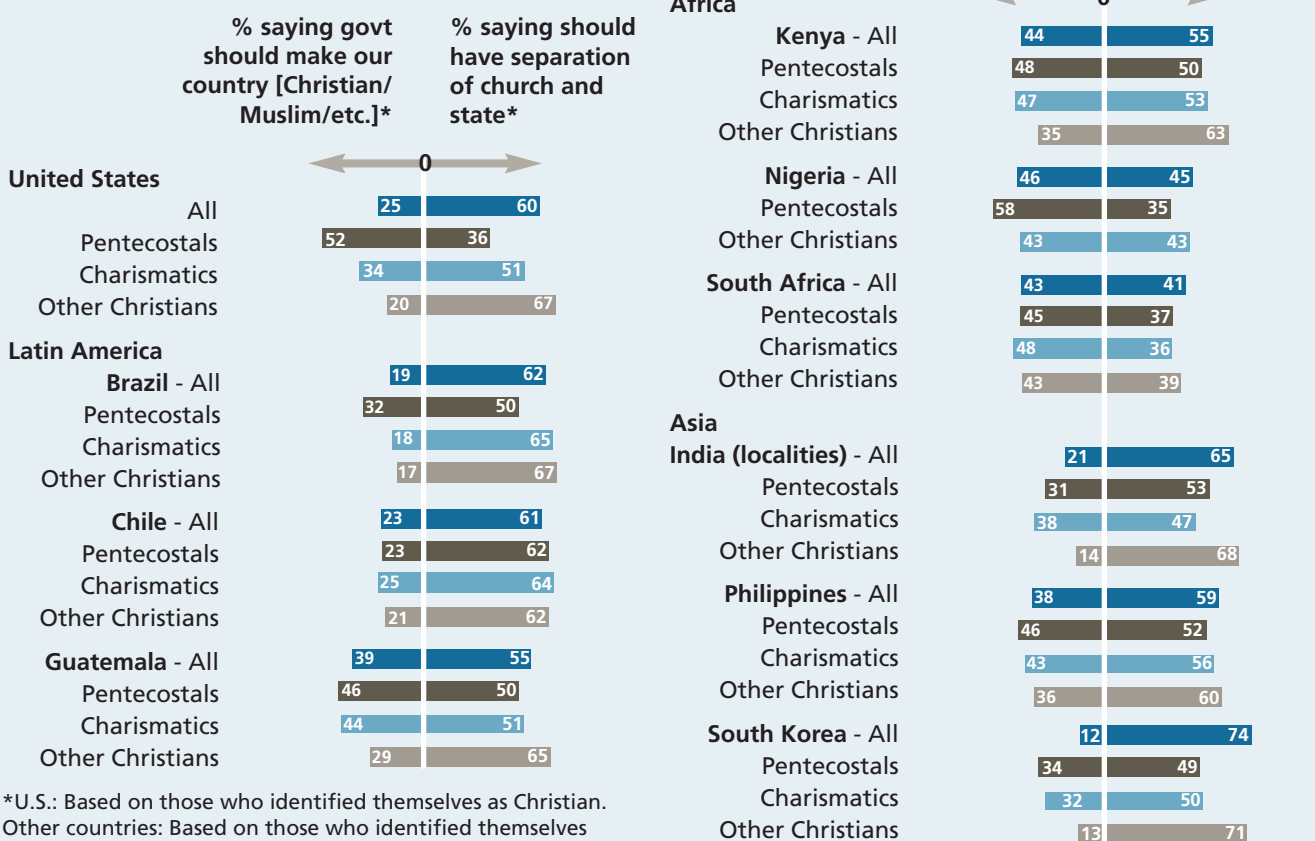
Question wording: Now I am going to read you a series of statements on some different topics. For each one, please tell me if you completely agree with it, mostly agree with it, mostly disagree with it or completely disagree with it. The first/next one is God fulfills his purposes through politics and elections. Do you completely agree, mostly agree, mostly disagree or completely disagree?

Given that many reject the notion that God fulfills his purposes through politics and elections, it is perhaps not surprising that most renewalists *do not* express a desire for a government that is explicitly Christian. Indeed, in seven countries, majorities or pluralities of pentecostals say that there should be a separation between church and state, and they are joined by majorities or pluralities of charismatics in eight countries. Only in Nigeria does a clear majority of pentecostals say that the government should take special steps to “make our country a Christian country”; in the United States and Kenya, however, roughly half of pentecostals also take this view.

Nevertheless, pentecostals in eight of the 10 countries express *more* support for government action to make their countries Christian countries than do non-renewalist Christians. In fact, in four of these countries (the U.S., Brazil, the regions of India surveyed and South Korea), pentecostals are approximately twice as likely as other Christians to express this point of view.

### Separation of Church and State

Renewalists tend to prefer separation of church and state over governments taking special steps to make their country a Christian country.



\*U.S.: Based on those who identified themselves as Christian. Other countries: Based on those who identified themselves as belonging to a particular religion.

Question wording: Which comes closer to your view? The government should take special steps to make our country a [INSERT RELIGION FROM Q3 - CHRISTIAN/MUSLIM/ETC.] country, OR there should be a separation between [INSERT CHURCH/MOSQUE AS APPROPRIATE] and government?

In five nations (the U.S., Guatemala, Kenya, the regions of India surveyed and South Korea), charismatics are also at least somewhat more willing than non-renewalist Christians to support making their countries Christian countries.

Though renewalists prefer to see religious people and religious groups active in politics, relatively few spend much time actually discussing political issues. Indeed, in every country surveyed majorities of pentecostals say they never discuss politics with their friends and family or that they do so only once or twice a month. With the exception of Kenya, the same is true of charismatics in all countries.

Pentecostals are not unique in their low levels of political discussion, however. In every country except Kenya, majorities of the overall publics say they never discuss politics or do so only once or twice a month.

### Religious Identity

Not surprisingly, given their high levels of religious commitment documented here, pentecostals around the world say their religion is more important to them than their nationality, their continent or their ethnic group. In fact, in all 10 countries, majorities of pentecostals say their religion is the most important identity to them.

But pentecostals are not alone in this strong sense of religious identity. Indeed, in seven of the countries the view that religion is more important than other forms of identity is the majority position of the general population. But pentecostals in most of the countries surveyed are more likely to take this point of view than either charismatics or other Christians.

### Civil Rights and Participatory Government

With the exception of South Korea, majorities of the public in every country say it is very important to them to live in a country where you can openly say what you think and can criticize the government. Similarly large majorities (again with the exception of South Korea) say that it is very important to live in a country where the judicial system treats everyone in the same way. And except in South Korea, at least half of the general public in every country says it is important to live in a country that holds regular, honest elections with a choice of at least two political parties.

There are some differences in certain countries between renewalists and others on these questions. In the regions of India surveyed, for instance, pentecostals and charismatics are more likely than the public as a whole to say that freedom of speech is very important. But there is no clear pattern in these differences; renewalists are not consistently more supportive (or less supportive) of these civil rights and liberties than are others.

Broad-based support for civil rights and civil liberties extends to freedom of religion; in nine of the 10 countries surveyed (all except South Korea), majorities, including majorities of renewalists, say it is very important to live in a country where you can practice your religion freely. Similarly, majorities in eight countries (except

the regions of India surveyed and South Korea) say it is very important to live in a country where there is “freedom of religion for religions other than your own.” However, in six nations (including all three African countries, the regions of India surveyed, the Philippines and South Korea), living in a country with freedom of religion for everyone is less important to people than living in a country where there is freedom of religion for themselves. In these six countries, this tends to be true of renewalists and non-renewalists alike.

Though majorities in all 10 countries surveyed say that it is important to live in a country where honest elections are held regularly, there is some disagreement over whether participatory government is the best way

### Freedom of Speech and Civil Liberties

Renewalists and non-renewalists alike say that freedom of speech is very important...

	% saying very important to be able to speak openly			
	All	Pentecostals	Charismatics	Other Christians
<b>United States</b>	82%	66%	72%	85%
<b>Latin America</b>				
Brazil	74	69	77	77
Chile	65	61	53	69
Guatemala	68	62	71	71
<b>Africa</b>				
Kenya	72	71	75	68
Nigeria	66	71	-	63
South Africa	51	53	49	52
<b>Asia</b>				
India (localities)	54	69	70	61
Philippines	55	60	55	55
South Korea	40	47	34	43

...as is having a fair and impartial judiciary.

	% saying very important that judicial system treats everyone the same			
	All	Pentecostals	Charismatics	Other Christians
<b>United States</b>	87%	80%	84%	91%
<b>Latin America</b>				
Brazil	84	86	81	88
Chile	69	67	59	71
Guatemala	65	58	68	70
<b>Africa</b>				
Kenya	86	84	89	87
Nigeria	79	81	-	70
South Africa	65	67	65	65
<b>Asia</b>				
India (localities)	61	66	78	67
Philippines	71	85	66	74
South Korea	39	47	41	39

Question wording: Here is a list of things that you can and cannot do in some countries. How important is it to you to live in a country where (insert item)? Is it very important, somewhat important, not too important or not important at all? a. you can openly say what you think and can criticize the government ... c. there is a judicial system that treats everyone in the same way

to solve national problems. In six countries, majorities say that solving their country's problems would best be accomplished by a government that allows greater political participation by ordinary people and limits the power of individual political leaders. But in four countries (Guatemala, South Africa, the regions of India surveyed and the Philippines), the populations are more divided, with roughly half saying that problems would best be solved by a leader with a strong hand even if it means less participation by ordinary people.

While opinions on this question vary from country to country, there are no consistent differences within countries between renewalists and others.

### Freedom of Religion

In nearly all the countries surveyed, majorities say it is very important to live in a country with freedom of religion.

	% saying own religious freedom very imp	% saying freedom for other religions very imp
<b>United States - All</b>	91%	85%
Pentecostals	96	82
Charismatics	89	78
Other Christians	96	89
<b>Latin America</b>		
<b>Brazil - All</b>	84	79
Pentecostals	87	77
Charismatics	84	82
Other Christians	88	83
<b>Chile - All</b>	75	72
Pentecostals	83	74
Charismatics	73	69
Other Christians	78	74
<b>Guatemala - All</b>	73	69
Pentecostals	70	64
Charismatics	76	69
Other Christians	79	76

Question wording: How important is it to you to live in a country where (insert item)? Is it very important, somewhat important, not too important or not important at all?

- d. you can practice your religion freely
- e. there is freedom of religion for religions other than your own

% saying  
own religious  
freedom  
very imp

% saying  
freedom  
for other  
religions  
very imp

### Africa

<b>Kenya - All</b>	87%	75%
Pentecostals	87	75
Charismatics	92	81
Other Christians	85	74
<b>Nigeria - All</b>	90	69
Pentecostals	89	67
Other Christians	82	67
<b>South Africa - All</b>	75	62
Pentecostals	84	70
Charismatics	81	64
Other Christians	73	59

### Asia

<b>India (localities) - All</b>	73	43
Pentecostals	75	54
Charismatics	84	43
Other Christians	86	54
<b>Philippines - All</b>	71	52
Pentecostals	81	68
Charismatics	72	51
Other Christians	70	54
<b>South Korea - All</b>	42	34
Pentecostals	64	39
Charismatics	56	30
Other Christians	52	41



## Perceptions of Political Problems

Corruption among political leaders is a major concern in the 10 nations surveyed. Indeed, in all 10 countries, majorities say that in their country corrupt political leaders are a very big problem. Corruption is perceived as a particularly serious problem in Brazil, Guatemala, Kenya, Nigeria, the regions of India surveyed and the Philippines, where in excess of 80% see it as a very big problem. In most countries, there are no substantial differences between renewalists and others on this question.

Moral decline, although generally seen as a somewhat less serious problem than corruption among politicians, still is a common concern. Indeed, in seven of the countries surveyed, majorities see moral decline as a very serious problem for their country. In many countries, pentecostals stand out compared with the general public for their high levels of concern over moral decline.

Conflict between religious groups is, for the most part, viewed as a less serious problem than either corruption among politicians or moral decline, though majorities in five countries (Brazil, Guatemala, Kenya, Nigeria and the regions of India surveyed) say that religious conflict is a very important problem in their country. In most countries, renewalists' opinions on this issue tend to resemble those of the overall population.

### Corruption

Corruption among political leaders is a major concern in all 10 countries, but in most, there are no substantial differences between renewalists and others on this question.

	% saying corrupt political leaders are very big problem			
	All	Pentecostals	Charismatics	Other Christians
<b>United States</b>	55%	56%	55%	52%
<b>Latin America</b>				
Brazil	94	92	94	95
Chile	54	50	60	55
Guatemala	86	84	85	88
<b>Africa</b>				
Kenya	88	87	90	82
Nigeria	88	92	-	89
South Africa	78	85	75	81
<b>Asia</b>				
India (localities)	90	86	90	93
Philippines	90	96	89	91
South Korea	62	53	59	60

Question wording: Here is a list of things that may or may not be problems in our country. As I read each one, please tell me if you think it is a very big problem, a moderately big problem, a small problem or not a problem at all.  
b. Corrupt political leaders

### Moral Decline

Pentecostals stand out in several countries for their high level of concern over moral decline.

	% saying moral decline is very big problem			
	All	Pentecostals	Charismatics	Other Christians
<b>United States</b>	49%	62%	58%	53%
<b>Latin America</b>				
Brazil	79	83	77	83
Chile	42	54	57	39
Guatemala	83	83	81	85
<b>Africa</b>				
Kenya	73	74	77	67
Nigeria	68	81	-	71
South Africa	53	71	57	51
<b>Asia</b>				
India (localities)	89	85	92	89
Philippines	70	90	71	70
South Korea	49	50	52	48

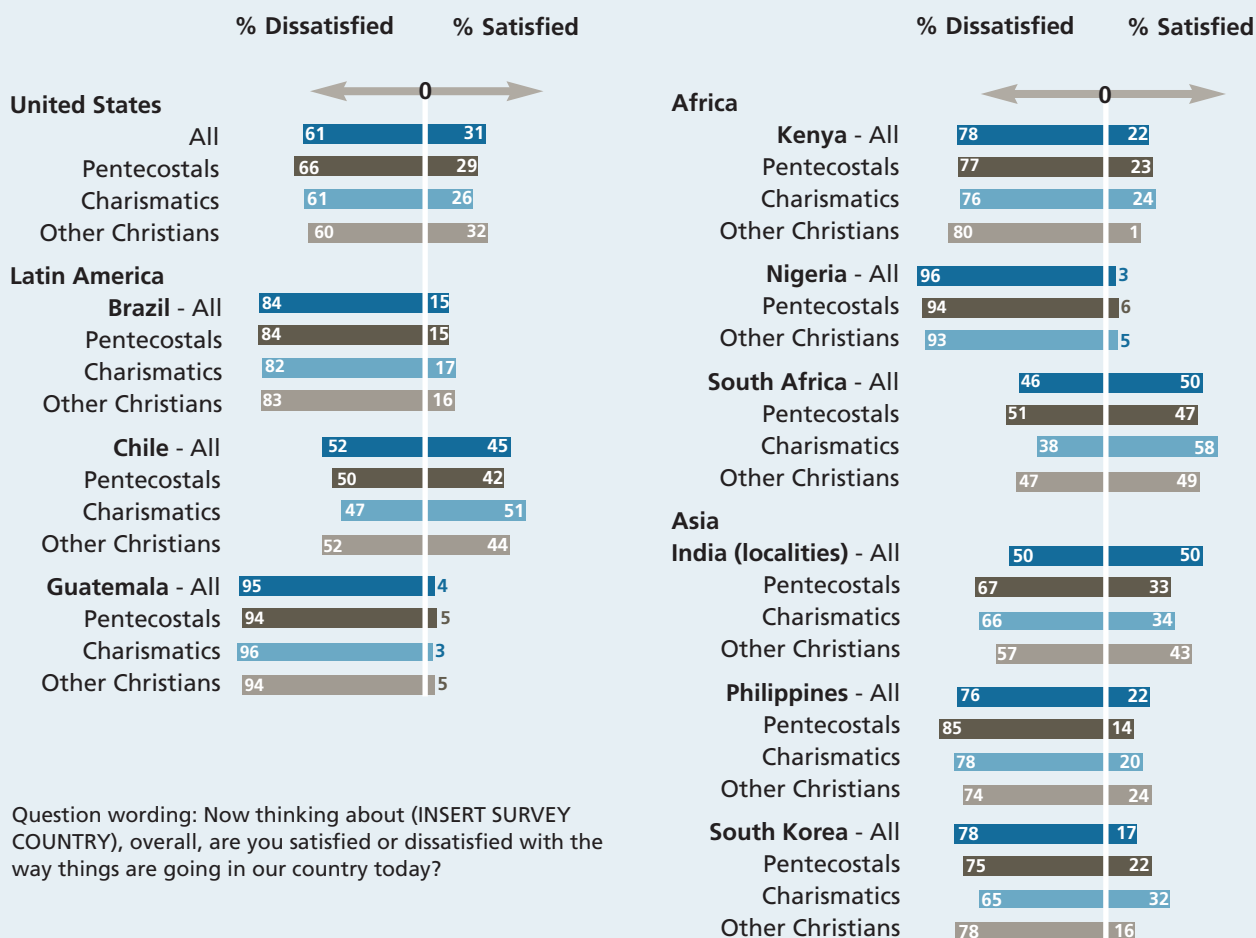
Question wording: Here is a list of things that may or may not be problems in our country. As I read each one, please tell me if you think it is a very big problem, a moderately big problem, a small problem or not a problem at all. c. moral decline

### Satisfaction with Country

Substantial majorities in most of the countries surveyed say that they are dissatisfied with the way things are going in their country today. Guatemalans (95% of whom are dissatisfied with the way things are going in their country) and Nigerians (96% of whom are dissatisfied) are particularly discouraged about the direction of things in their nations, while Brazilians (84% dissatisfied) trail only a little behind in their pessimism. The only exceptions to this pattern are Chile (where only a slim 52% majority expresses dissatisfaction), South Africa and the regions of India surveyed (where just as many say they are satisfied as say they are dissatisfied). Renewalists, for the most part, tend to arrive at similar evaluations of their respective countries as do non-renewalists.

#### Satisfaction with Country

Renewalists are as likely as non-renewalists to say they are dissatisfied with the way things are going in their country today.



Question wording: Now thinking about (INSERT SURVEY COUNTRY), overall, are you satisfied or dissatisfied with the way things are going in our country today?

## Foreign Affairs

Awareness of the Israeli-Palestinian conflict does not appear to have penetrated as deeply in Latin America, Africa and Asia as it has in the United States. Indeed, in every country except Kenya and the Philippines, pluralities or majorities of the general publics say they sympathize with both the Israelis and the Palestinians, with neither Israel or the Palestinians or that they have no opinion on the subject.

Among those who do express an opinion on the topic, however, pentecostals often stand out, especially compared with non-renewalist Christians, for their support for Israel. In the U.S. and the Philippines, for instance, at least six-in-ten pentecostals (60% and 67%, respectively) say they sympathize with Israel rather than with the Palestinians, while fewer charismatics and other Christians express this view. Though there are lower lev-

### Israeli-Palestinian Conflict

In most countries, pentecostals are somewhat more likely than non-renewalist Christians to sympathize with Israel rather than with the Palestinians.

	% saying sympathize with Israel	% saying sympathize with Palestinians	% saying both, neither or don't know		% saying sympathize with Israel	% saying sympathize with Palestinians	% saying both, neither or don't know
<b>United States - All</b>	41%	10%	49%				
Pentecostals	60	7	33	<b>Africa</b>			
Charismatics	37	10	53	<b>Kenya - All</b>	42%	16%	42%
Other Christians	40	8	51	Pentecostals	43	14	43
<b>Latin America</b>				Charismatics	51	12	37
<b>Brazil - All</b>	20	11	69	Other Christians	40	16	45
Pentecostals	37	4	58	<b>Nigeria - All</b>	29	29	42
Charismatics	19	13	69	Pentecostals	46	7	47
Other Christians	14	8	77	Other Christians	53	2	45
<b>Chile - All</b>	16	9	75	<b>South Africa - All</b>	19	16	66
Pentecostals	28	4	68	Pentecostals	31	11	57
Charismatics	17	12	71	Charismatics	23	12	65
Other Christians	15	7	78	Other Christians	15	16	69
<b>Guatemala - All</b>	30	3	66	<b>Asia</b>			
Pentecostals	41	2	54	<b>India (localities) - All</b>	25	20	55
Charismatics	29	3	65	Pentecostals	49	4	46
Other Christians	24	2	74	Charismatics	51	9	40
				Other Christians	30	17	53
				<b>Philippines - All</b>	55	5	40
				Pentecostals	67	2	30
				Charismatics	57	4	39
				Other Christians	54	5	41
				<b>South Korea - All</b>	23	12	65
				Pentecostals	31	6	63
				Charismatics	38	8	54
				Other Christians	28	6	66

Question wording: Turning now to events in the world today, in the dispute between Israel and the Palestinians, which side do you sympathize with more, Israel or the Palestinians?

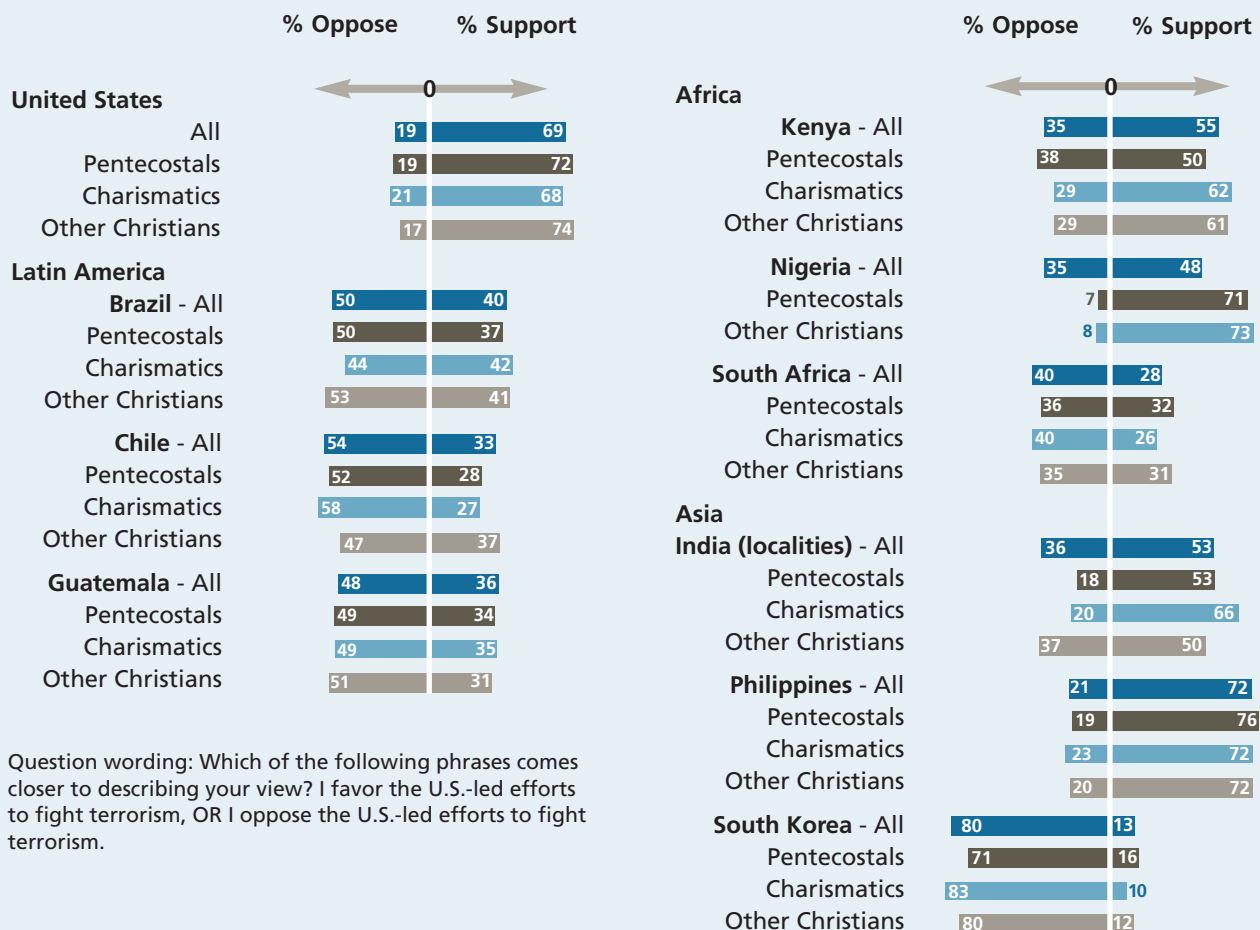
els of sympathy for Israel among pentecostals in other countries, the same pattern holds true; in five of the eight other countries, pentecostals are more likely than non-renewalist Christians to say they sympathize with Israel rather than with the Palestinians.

But though pentecostals stand out for their relatively high levels of support for Israel, this is not the case when it comes to opinions about the U.S.-led war on terror. Attitudes on this issue vary substantially from country to country among renewalists; in South Korea, for instance, only 16% of pentecostals and 10% of charismatics say they favor the U.S.-led efforts to fight terrorism, while in the Philippines support for the war on terror rises to 76% among pentecostals and 72% among charismatics. But in most countries, there are only minor differences between renewalists and others.

The one notable exception to this pattern is Nigeria, where Muslims and Christians are deeply split over the issue. Overall support for the war on terror stands at 48% in Nigeria, but it is much higher than that among Christians, standing at 71% among pentecostals. Among Nigerian Muslims, by contrast, support for the war on terror stands at only 17%.

### U.S.-Led War on Terror

Opinions about the war on terror vary from country to country. But in most countries, there are only minor differences between renewalists and others on this question.



Question wording: Which of the following phrases comes closer to describing your view? I favor the U.S.-led efforts to fight terrorism, OR I oppose the U.S.-led efforts to fight terrorism.

## APPENDIX: RELIGIOUS DEMOGRAPHY

This appendix provides brief analyses of the religious demography of the 10 countries included in the Pew Forum on Religion & Public Life's 2006 pentecostal survey. These demographic profiles draw on three sources that include religious adherence figures: national censuses, demographic and health surveys, and general population surveys. Readers should be aware that all three sources are limited by their coverage of the population, the choices of religious identity offered in the questionnaires and the accuracy of the coding for open-ended responses on religious affiliation.

### Sources

National censuses are the best starting point for the number of religious adherents because they generally cover the entire population and are conducted on a fairly regular basis. Some censuses, such as Brazil's and South Africa's, even provide layers of detail under the major religious traditions. Censuses, however, can be affected by methodological decisions, political bias and social concerns that affect how the data are managed and whether respondents feel free to be truthful.

In the absence of reliable census data on religion, Demographic and Health Surveys (DHS)<sup>1</sup> provide nationally representative data on religion that is highly regarded by most experts. DHS usually sample and visit at least 7,000 households, and are often repeated at multiple time points. DHS generally survey people ages 15 to 49 and oversample (and sometimes only sample) women. This is a limitation, since religious adherence differs, albeit slightly, by sex and age.

General population surveys such as the Pew Global Attitudes Project<sup>2</sup> and the World Values Survey<sup>3</sup> also provide valuable information on the percentage of the population belonging to major religious groups. However, since general population surveys typically involve only 1,000 to 2,000 respondents, they cannot provide accurate detail on the size of smaller religious groups. Even larger surveys such as the American Religious Identification Survey, which has as many as 50,000 respondents,<sup>4</sup> can miss regional concentrations of smaller religions (e.g., Muslims) and religious groups that may not have landline telephones (e.g., the Amish).

### Forum's Pentecostal Survey

Results from the Forum's 2006 surveys of pentecostals are presented and discussed in the last part of the analysis of each country's religious demography. Readers should note that the Forum's surveys were not intended primarily to be a demographic survey of each country; rather, the surveys aimed to compare renewalists – pentecostals and charismatics – and the general population of each country (or regions of a country, in the case of India). Nonetheless, survey results are presented on the general religious makeup of each country as well as on the number of renewalists in the areas surveyed. Given the limited sample size and coverage of the surveys, these findings should be viewed as broad approximations.

<sup>1</sup> The MEASURE DHS (Demographic and Health Surveys) project has provided technical assistance to more than 200 surveys in 75 countries since 1984. DHS is funded by USAID and other donors, and is a recognized leader in collecting and disseminating accurate, nationally representative data ([www.measuredhs.com/](http://www.measuredhs.com/)).

<sup>2</sup> <http://pewglobal.org/>

<sup>3</sup> [www.worldvaluessurvey.org/](http://www.worldvaluessurvey.org/)

<sup>4</sup> [www.gc.cuny.edu/faculty/research\\_briefs/aris/aris\\_index.htm](http://www.gc.cuny.edu/faculty/research_briefs/aris/aris_index.htm)

The Forum's survey report uses the terms "pentecostal" and "charismatic" in a way that may differ from how other demographic sources use the terms. The term "pentecostal" is used in the Forum report to describe individuals who belong to classical pentecostal denominations, such as the Assemblies of God or the Church of God in Christ, as well as those who belong to newer pentecostal denominations or churches.

"Charismatics," by contrast, are a much more loosely defined group. The term generally refers to Christians who have experienced the "in-filling" of the Holy Spirit but who are not members of pentecostal churches. Indeed, most charismatics are members of mainstream Protestant, Catholic and Orthodox denominations. In the surveys, respondents were categorized as charismatic if they met one of three criteria: (1) they describe themselves as "charismatic Christians"; or (2) they describe themselves as "pentecostal Christians" but do not belong to explicitly pentecostal denominations; or (3) they say they speak in tongues at least several times a year but they do not belong to pentecostal denominations.<sup>5</sup>

---

<sup>5</sup>For the precise question wording used to identify and oversample pentecostals and charismatics, see questions 4, 5c, 5d and 6b in the topline results included at the end of the survey report.

## BRAZIL: RELIGIOUS DEMOGRAPHY

According to the latest Brazilian Census,<sup>6</sup> 73.6% of its 2000 population of 170 million is Roman Catholic and 15.4% is evangelical or Protestant. The next largest category is comprised of those who said they had no religion (7.4%).

Other groups reported by the Census include Spiritists (1.3%), Jehovah's Witnesses (0.7%), Brazilian Catholics (0.3%), Afro-Brazilian religions (0.3%) and other Christians (0.2%). Mormons, Jews, Buddhists and other East Asian religions had approximately 0.1% each. Christian Orthodox, Muslims, Hindus, Spiritualists and traditional and indigenous religions each made up less than 0.1% of the population. The Census also reported 0.4% who either did not declare a religion or whose religion could not be determined.

According to the Census, Catholics tend to be more rural while Protestants are more urban. The percentage of non-affiliated in urban areas is also higher than that in the rural areas.

Although Brazil has the largest number of Catholics in the world, the percentage of Catholics in the population has been dropping at an accelerating rate since 1980. According to successive Brazilian Censuses,<sup>7</sup> the Catholic share of the Brazilian population decreased by 4.1 percentage points in the 20 years between 1960 and 1980 (dropping from 93.1% to 89%). But it dropped almost three times as much during the next 20 years, decreasing by 15.4 percentage points (from 89% in 1980 to 73.6% in 2000).

### Religious Affiliation, 2000 Census

	All	Rural	Urban
Catholic	73.6%	83.0%	71.4%
Protestant	15.4	10.8	16.5
Non-affiliated	7.4	5.0	7.9
Other/DK	3.6	1.2	4.2

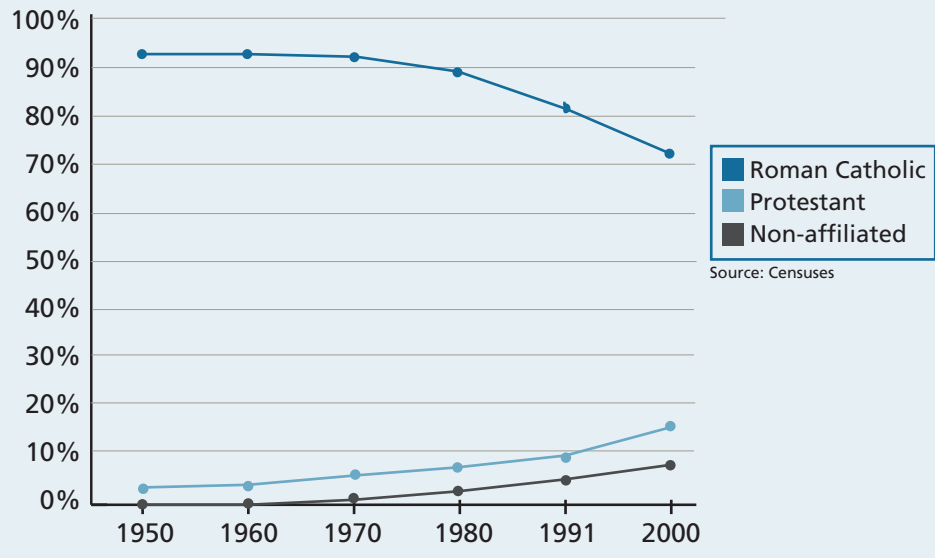
The rapid decline in the Catholic percentage of the population has been accompanied by a corresponding growth in the number of Protestants. The number of Protestants increased by 2.6 percentage points from 1960 to 1980, and by 8.8 percentage points from 1980 to 2000, more than triple the rate of increase of the previous 20 years. The lower Catholic figure reflects not only the growth in the percentage of Protestants but also the rapid growth in the number of non-affiliated (up from 0.5% in 1960 and 1.6% in 1980 to 7.4% in 2000).

<sup>6</sup> [www.ibge.gov.br/english/](http://www.ibge.gov.br/english/)

<sup>7</sup> [www.census.gov/ipc/www/idb/index.html](http://www.census.gov/ipc/www/idb/index.html)

The Forum’s 2006 survey of adults ages 18 and older was based on a probability sample of Brazilian urban cities and surrounding areas and excluded rural parts of the country.<sup>8</sup> In the survey, 57% identified themselves as Catholic and 21% as Protestant. Although the Forum’s sample misses rural regions that tend to be more heavily Catholic, the findings are generally in line with the trend toward greater Protestant affiliation (and declining Catholic affiliation) in successive Brazilian Censuses. In the Forum survey a larger number of persons also identified themselves as affiliated with other religions (13%).

**Religious Trends in Brazil**



According to the 2000 Brazilian Census, 10.4% of the population belonged to pentecostal denominations, up from 5.4% in the 1991 Census and 3.3% in the 1980 Census. Census figures make clear that new pentecostal groups are growing rapidly. For example, the Universal Church of the Kingdom of God added 1.8 million new members between the 1991 and 2000 Censuses. This represents a six-fold increase in their share of the Brazilian population, from 0.2% in 1991 to 1.2% in 2000.

**Renewalists in Urban Brazil, Forum 2006 Survey**

	Renewalist	Pentecostal	Charismatic
Urban Population	49%	15%	34%
Catholic	57	-	57
Protestant	78	72	6

In the Forum’s 2006 survey, approximately one-in-seven respondents indicated they belong to a pentecostal denomination, and an additional three-in-ten identified as charismatic, bringing the total for renewalists to roughly half of the urban population. Approximately eight-in-ten Protestants interviewed indicated they were either pentecostal or charismatic, and roughly half of Catholics identified as charismatic.

<sup>8</sup> See page 95 for a discussion of the survey methodology.



## CHILE: RELIGIOUS DEMOGRAPHY

According to the 2002 Chilean Census,<sup>9</sup> which presents statistics for those in the population 14 years and older, 70% of the population is Catholic and 15.1% is evangelical or Protestant.

The next largest category is comprised of those who said they have no religion or that they are agnostic or atheist (8.3%). Other groups reported by the Census include Jehovah's Witnesses (1.1%), Mormons (0.9%), Jews (0.1%), Orthodox Christians (0.1%) and Muslims (0.03%). The Census does not publish a breakdown of the remaining 4.4% who are associated with other religions.

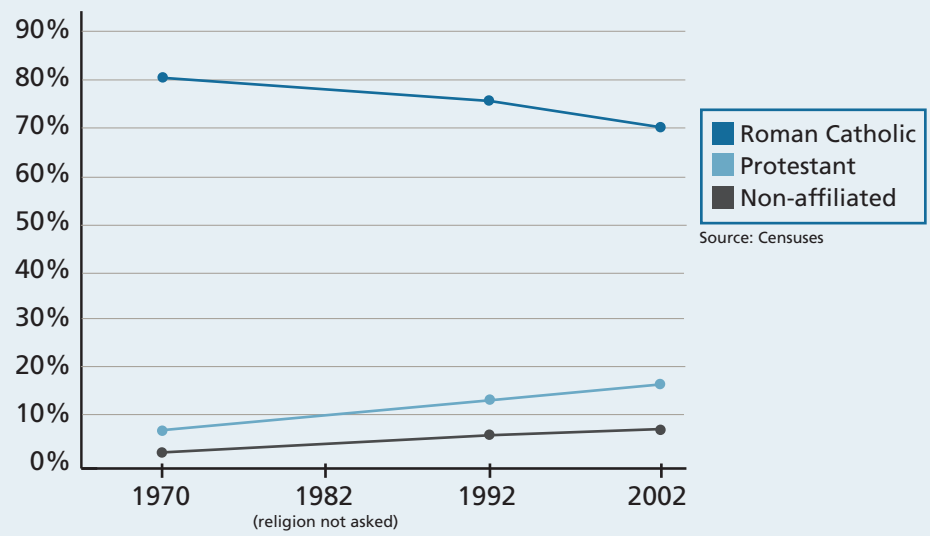
### Religious Affiliation, 2002 Census

	All	Rural	Urban
Catholic	70.0%	75.3%	69.1%
Protestant	15.1	16.4	14.9
Non-affiliated	8.3	4.6	8.9
Other	6.6	3.7	7.1

According to the Census, Catholics and Protestants are both slightly more rural than urban. The percentage of non-affiliated in urban areas, though relatively small, is nearly double that in rural areas.

Although Chile remains predominantly Catholic, the religious landscape is changing. The number of Protestants increased from 7.1% in the 1970 Census and 12.1% in the 1992 Census to 15.1% in 2002, while the number of Catholics decreased from 80.9% in 1970 and 76.8% in 1992 to 70.0% in 2002. The lower Catholic estimate reflected not only the growth in Protestants but also the growth in the number of non-affiliated (up from 2.0% in 1970 and 5.8% in 1992 to 8.3% in 2002).

### Religious Trends in Chile



<sup>9</sup> <http://espino.ine.cl/cgi-bin/RpWebEngine.exe/PortalAction?&MODE=MAIN&BASE=CPCHL2KREG&MAIN=WebServerMain.inl>

The Forum's 2006 survey of adults 18 years and older was based on a national probability sample that excluded remote areas and that represents roughly 80% of Chile's population of approximately 16 million.<sup>10</sup> In the survey, 65% identified themselves as Catholic and 15% as Protestant. Although the Forum's sample misses some rural regions that tend to be more heavily Catholic, these findings are generally in line with the trend toward greater Protestant and lesser Catholic affiliation reflected in successive Chilean Censuses. The Forum survey also found a larger number of unaffiliated persons (15%). (Since secularism is generally associated

with lower birth rates,<sup>11</sup> when the children of both religiously affiliated and unaffiliated adults are considered, the number of unaffiliated could constitute a somewhat smaller share of the total population.)

### Renewalists in Chile, Forum 2006 Survey

	Renewalist	Pentecostal	Charismatic
Total Population	30%	9%	21%
Catholic	26	-	26
Protestant	78	59	19

The Forum's survey found that renewalists, including charismatics and pentecostals, account for approximately three-in-ten people in Chile.

Roughly two-thirds of all Protestants are either pentecostal or charismatic, and approximately one quarter of all Catholics are charismatic.

<sup>10</sup> See page 95 for a discussion of the survey methodology.

<sup>11</sup> Pippa Norris and Ronald Inglehart. 2004, pp. 231-239. *Sacred and Secular: Religion and Politics Worldwide*. Cambridge, UK: Cambridge.

## GUATEMALA: RELIGIOUS DEMOGRAPHY

According to the most recent Guatemalan Demographic and Health Survey,<sup>12</sup> which presents statistics for a nationally representative sample of women between the ages of 15 to 49, approximately 52.6% of the population is Catholic and 29.4% is evangelical or Protestant. The next largest category is comprised of those who said they have no religion (15.6%). Indigenous Mayans make up 0.5% of the population. The survey does not break down the remaining 1.9% associated with other religions.

The general Guatemalan Census does not ask questions about religion, but the Demographic and Health Surveys are carried out by the same organization responsible for the Census, the Guatemalan National Statistics Institute. It should be pointed out that religious adherence rates on censuses tend to be slightly higher for women in most countries. Adherence levels likewise can, but do not always, differ by age.

A comparison of the findings of the 1995 and 1998-1999 Demographic and Health Surveys shows that although Catholics remain the largest group in Guatemala, the situation is changing, just as it is in other Latin American countries.

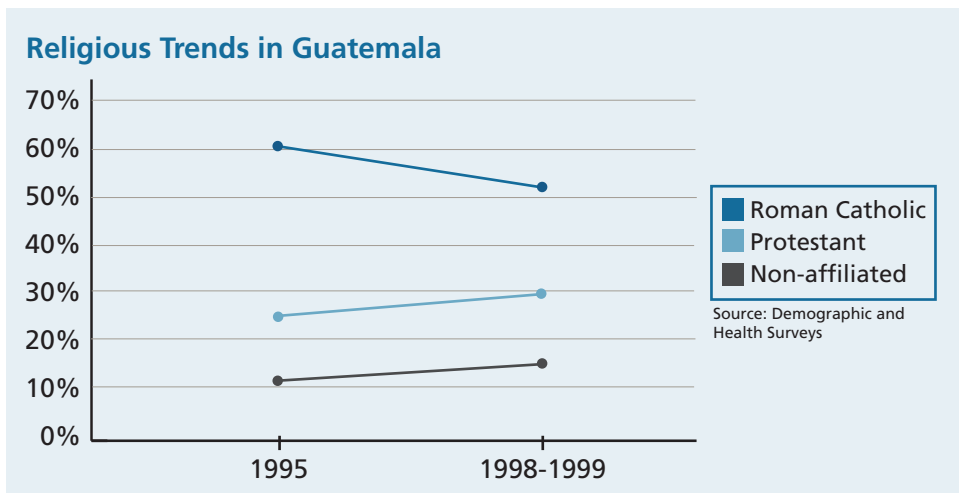
During the short period between the two surveys, Protestants increased as a share of the population from 25.9% to 29.4%, while the number of Catholics decreased from 60.7% to 52.6%. The lower Catholic estimate reflects not only the growth in Protestants but also the growth in the number of non-affiliated, which rose from 11.2% in 1995 to 15.6% in 1998-1999.

### Religious Affiliation, Demographic and Health Surveys

	1998-1999	1995
Catholic	52.6%	60.7%
Protestant	29.4	25.9
Non-affiliated	15.6	11.2
Other	1.9	1.5
Mayan	0.5	0.7

<sup>12</sup> A total of 6,021 women were interviewed in 1998-1999 and 12,403 in 1995; [www.measuredhs.com/countries/country.cfm?ctry\\_id=15&cntrytab=publications](http://www.measuredhs.com/countries/country.cfm?ctry_id=15&cntrytab=publications)

The 2006 Forum survey of adults 18 years and older was based on a national probability sample of Guatemala’s population of approximately 12 million.<sup>13</sup> In the survey, 48% identified themselves as Catholic and 34% as Protestant. These findings are generally in line with the trend toward greater Protestant and lesser Catholic affiliation reflected in the Guatemalan Demographic and Health Surveys. In the Forum survey, 15% said they were unaffiliated.



According to the Forum survey, renewalists – including charismatics and pentecostals – account for approximately six-in-ten of Guatemala’s population. More than eight-in-ten Protestants are either pentecostal or charismatic, and six-in-ten Catholics surveyed can be classified as charismatic.

	Renewalist	Pentecostal	Charismatic
Total Population	60%	20%	40%
Catholic	62	-	62
Protestant	85	58	27

<sup>13</sup> See page 95 for a discussion of the survey methodology.

## INDIA: RELIGIOUS DEMOGRAPHY

According to India's 2001 Census,<sup>14</sup> 80.5% of its population of 1 billion is Hindu and 13.4% of the population is Muslim. Other groups include Christians (2.3%), Sikhs (1.9%), Buddhists (0.8%) and Jains (0.4%). The Census does not break down the 0.6% of the population that belongs to other religions; 0.1% do not state their religion.

Though India is majority Hindu, there is considerable variation by state. Muslims make up the majority of the population in Lakshadweep (95.5%) and in Jammu and Kashmir (67.0%), Christians predominate in Nagaland (90.0%) and Mizoram (87%), and Sikhs are the majority in Punjab (59.9%). Buddhists are most prevalent in Sikkim (28.1%) and Jains in Maharashtra (1.3%).

The percentage of Hindus in the population has decreased by 3 percentage points since 1961, dropping from 83.5% in 1961 to 80.5% in 2001. Muslims have increased by nearly 3 percentage points in the same period, going from 10.7% in 1961 to 13.4% in 2001. During this same 40-year period, other religious groups have shown little change. For example, according to the Census,<sup>15</sup> Christians made up 2.3% of the population in both 1991 and 2001. Given India's population of more than 1 billion, slight changes in percentages represent many people. For example, the percentage of those belonging to other (non-subcategorized) religions increased from 0.4% (3.3 million people) in 1991 to 0.6% (6.6 million people) in 2001, doubling the actual number of people.

### Religious Affiliation, 2001 Census

	India <sup>a</sup>	Meghalaya <sup>b</sup>	Kerala <sup>b</sup>	Tamil Nadu <sup>b</sup>
Hindu	80.5%	13.3%	56.2%	88.1%
Muslim	13.4	4.3	24.7	5.6
Others	6.1	82.4	19.1	6.3
<i>Christian</i>	2.3	70.3	19.0	6.1
<i>Sikh</i>	1.9	0.1	0.0	0.0
<i>Buddhist</i>	0.8	0.2	0.0	0.0
<i>Jain</i>	0.4	0.0	0.0	0.1
<i>Other</i>	0.6	11.5	0.0	0.0
<i>Not stated</i>	0.1	0.3	0.1	0.1

<sup>a</sup> Mao Maram, Paomata and Purul subdivisions of the Senapati district of Manipur are not included in the Census.

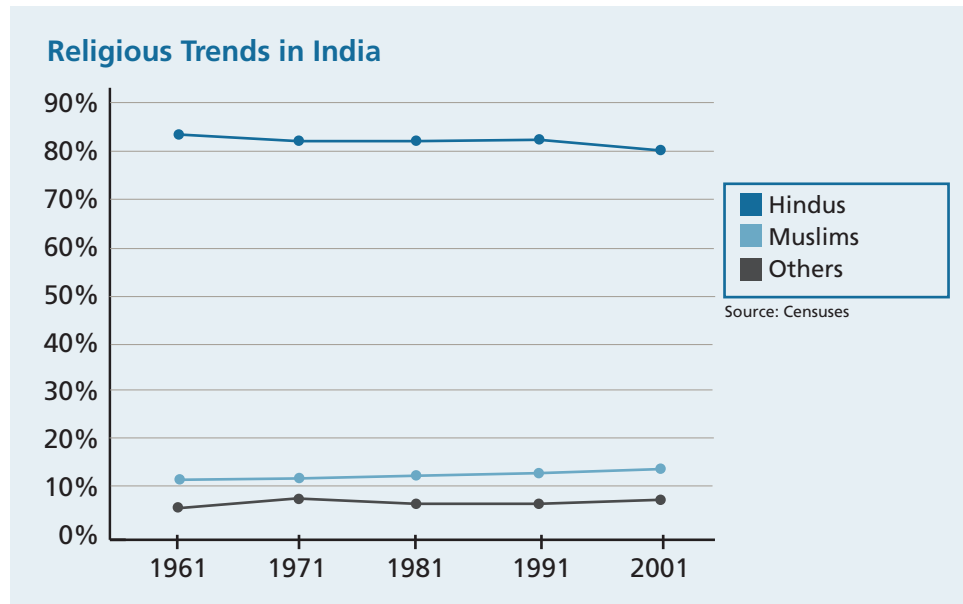
<sup>b</sup> Localities in these states are included in the 2006 Forum survey of pentecostals.

<sup>14</sup> Archived at <http://unstats.un.org/unsd/demographic/sconcerns/popchar/popchar2.htm> and [www.censusindia.gov.in](http://www.censusindia.gov.in). A Census was not conducted in Assam in 1981 or in Jammu and Kashmir in 1991. Adjusted figures that exclude Assam, Jammu and Kashmir were estimated by the Indian Census.

<sup>15</sup> Some have pointed to a potential bias against reporting changes in religious identity, e.g., from Hinduism to Christianity, among certain groups in India such as the dalits (formerly called "untouchables") and tribal peoples who benefit from government affirmative action programs. The 2006 International Religious Freedom Report on India notes: "According to a 2004 NCM [Indian Government National Commission for Minorities] report, 24 percent of government jobs were reserved for members of Scheduled Castes and Scheduled Tribes, including dalits. Benefits accorded dalits were revoked once they converted to Christianity or Islam, but not to Buddhism or Sikhism" ([www.state.gov/drl/rls/irf/2006/71440.htm](http://www.state.gov/drl/rls/irf/2006/71440.htm)).

The Forum’s 2006 survey of adults ages 18 and older was based on a probability sample of the adult population in localities in three Indian states that have high percentages of Christians: Meghalaya, Kerala and Tamil Nadu.<sup>16</sup> In the survey, approximately 36% identified as Christian, 55% as Hindu, 8% as Muslim and 2% as other.

In the Forum survey, only one-in-one hundred respondents indicated they belong to a pentecostal denomination. Less than one-in-twenty identified as charismatic, including nearly one-in-ten Catholics.



### Renewalists in three states<sup>a</sup> of India, Forum 2006 Survey

	Renewalist	Pentecostal	Charismatic
Total Population	5%	1%	4%
Catholic	8	-	8

<sup>a</sup> Localities in Tamil Nadu, Kerala and Meghalaya.

<sup>16</sup> See page 95 for a discussion of the survey methodology.

## KENYA: RELIGIOUS DEMOGRAPHY

According to the most recent Kenyan Demographic and Health Survey,<sup>17</sup> which presents statistics for a nationally representative sample of women between the ages of 15 and 49 and men between 15 and 54, approximately 88.5% of the population is Christian, including 62.6% Protestant and 25.9% Catholic. An additional 7% of the population is Muslim, and 4.2% indicate no religion.

Religious adherence rates for women and men differ only slightly. For example, according to the 2003 Demographic and Health Survey, 26.6% of men identify as Catholic compared with 25.2% of women. The pattern is reversed for Protestants and Muslims, where women adhere to both at higher rates; 64.9% of women versus 60.3% of men identify as Protestant, and 7.6% of women versus 6.4% of men identify as Muslim.<sup>18</sup> It should also be noted that adherence levels likewise can differ somewhat by age.

Kenya remains a predominantly Christian country, although there was a slight decline of 3.6 percentage points in the total Christian share of the population between 1989 and 2003. The decline is driven by an 8.8-percentage-point drop in the Catholic share of the population in this 14-year period. Protestants increased their share by 5.2 percentage points during this same period. The percentage of Muslims doubled, from 3.5% to 7.0%, and those indicating no religion rose from 2.6% to 4.2% during this period. Adherence to other religions has dropped well below 1%.

### Religious Affiliation, Demographic and Health Surveys

	2003 <sup>a</sup>	1998 <sup>a</sup>	1993	1989
Christian (Total)	88.5%	90.4%	91.2%	92.1%
<i>Catholic</i>	25.9	29.1	31.4	34.7
<i>Protestant</i> <sup>b</sup>	62.6	61.4	59.8	57.4
Muslim	7.0	4.9	4.9	3.5
No Religion	4.2	3.7	2.7	2.6
Other/Missing	0.3	1.0	1.2	1.8

<sup>a</sup> Average of the results for women and men.

<sup>b</sup> Protestant figure includes other non-Catholic Christians.

<sup>17</sup> A total of 8,195 women and 3,578 men were interviewed in 2003; 7,881 women and 3,407 men in 1998; 7,540 women in 1993; and 7,150 women in 1989. The survey is produced by the Central Bureau of Statistics, which also conducts the Kenyan Census, and is implemented in collaboration with the Ministry of Health, [www.measuredhs.com/countries/country.cfm?ctry\\_id=20&cntrytab=publications](http://www.measuredhs.com/countries/country.cfm?ctry_id=20&cntrytab=publications).

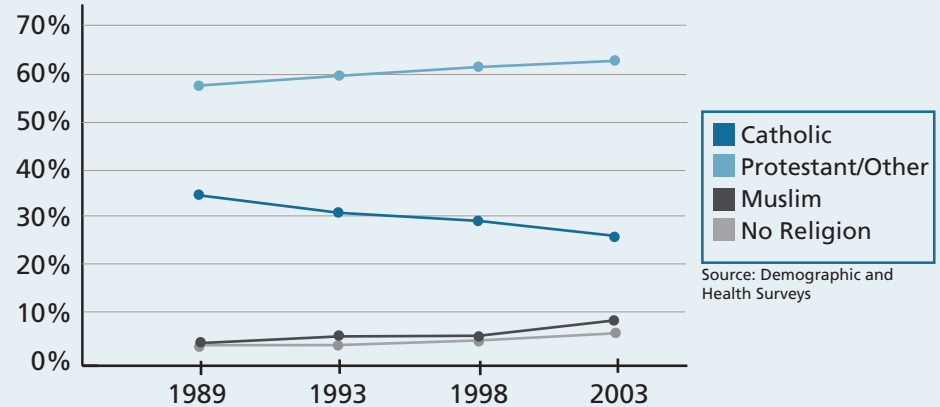
<sup>18</sup> The 1998 Demographic and Health Survey is similar: 30.4% of men versus 27.7% of women identify as Catholic, 64.5% of women versus 58.2% of men identify as Protestant, and 5.1% of women versus 4.7% of men identify as Muslim.

The 2006 Forum survey of adults 18 years and older was based on a national probability sample of Kenya's adult population, excluding the largely Muslim-populated North Eastern Province. The sample represents roughly 97% of the population.<sup>19</sup> In the survey, approximately nine-in-ten identified themselves as Christian, comprised of roughly 23% Catholic, 62% Protestant and 5%

African Independent Churches (AIC). An additional 8% identified as Muslim, 2% as non-religious and 1% as following a traditional African religion. These findings are very similar to those of the 2003 Demographic and Health Surveys.

According to the Forum survey, renewalists – including charismatics and pentecostals – account for roughly half of Kenya's population. Approximately seven-in-ten Protestants surveyed are either pentecostal or charismatic, and about one-third of all Catholics can be classified as charismatic.

### Religious Trends in Kenya



### Renewalists in Kenya, Forum 2006 Survey

	Renewalist	Pentecostal	Charismatic
Population	56%	33%	23%
Catholic	34	-	34
Protestant <sup>a</sup>	73	53	20

<sup>a</sup> African Independent Churches (AIC) not included.

<sup>19</sup> See page 95 for a discussion of the survey methodology.



## NIGERIA: RELIGIOUS DEMOGRAPHY

According to the most recent Nigerian Demographic and Health Survey,<sup>20</sup> which presents statistics for a nationally representative sample of women between the ages of 15 and 49 and men between 15 and 59, 50.5% of the population is Muslim and 48.2% is Christian. Only 1.4% is associated with other religions. Religious adherence rates for women and men are nearly identical; 50.7% of women and 50.2% of men identify as Muslim, while 47.9% of women and 48.5% of men identify as Christian. It should be noted that adherence levels also can differ somewhat by age.

The 2006 Nigerian Census did not ask questions about religion because the proportion of Muslims and Christians is a highly sensitive political issue.<sup>21</sup> The latest Censuses available with religion questions are from 1953 and 1963.<sup>22</sup> In 1953, 45.3% of the population was Muslim, 21.4% was Christian and 33.3% belonged to other religions. By 1963, the percentage of the population that belonged to other religions had declined by 15 percentage points, nearly matching the 13.1-point increase for Christians; during this same time period, the percentage of Muslims increased by less than 2 percentage points. The number of Christians increased by another 13.1 percentage points from 1963 to 1990. This growth trend flattened out by 1990, with the Christian share of the Nigerian population growing by less than 1 percentage point from 1990 to 2003. The Muslim population, however, increased by 3 percentage points during that same time period.

### Religious Affiliation

	2003 <sup>a</sup>	1990 <sup>a</sup>	1963 <sup>b</sup>	1953 <sup>b</sup>
Muslim	50.5%	47.5%	47.2%	45.3%
Christian (Total)	48.2	47.6	34.5	21.4
<i>Catholic</i>	13.7	13.9		
<i>Protestant</i>	15.0	33.7		
<i>Other Christian</i>	19.6	-		
Other	1.4	4.8	18.3	33.3

<sup>a</sup> Demographic and Health Survey (2003 figures are the average of the results for women and men).

<sup>b</sup> National Censuses.

<sup>20</sup> A total of 7,620 women and 2,346 men were interviewed in 2003, and 8,781 women in 1990; the quality of the 1999 survey was adversely affected by data collection practices, so those figures are not reported here, [www.measuredhs.com/countries/country\\_main.cfm?ctry\\_id=30](http://www.measuredhs.com/countries/country_main.cfm?ctry_id=30).

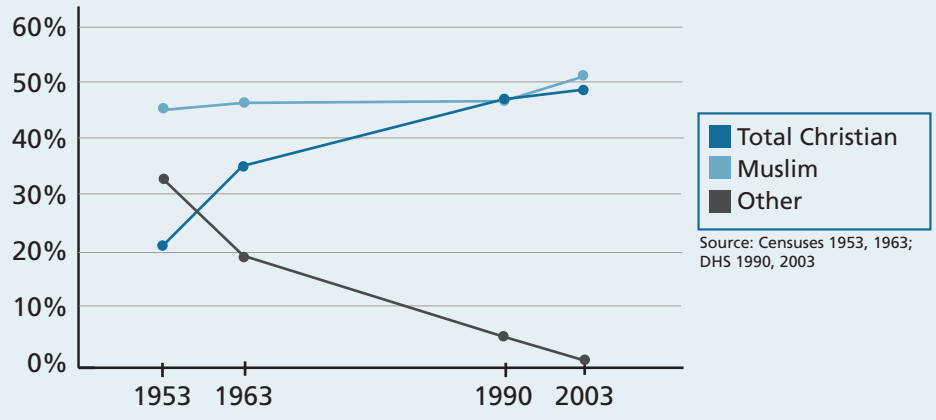
<sup>21</sup> See 2006 report from the Population Reference Bureau by Robert Lalasz, [www.prb.org/Airticles/2006/IntheNewsTheNigerianCensus.aspx](http://www.prb.org/Airticles/2006/IntheNewsTheNigerianCensus.aspx).

<sup>22</sup> Archived at the U.S. Census International Data Base (IDB), [www.census.gov/ipc/www/idb/index.html](http://www.census.gov/ipc/www/idb/index.html). The 1991 Census figures are considered unreliable due to a possible undercount of the population (Lalasz 2006). Some irregularities also are alleged for the 1963 Census.

The 2006 Forum survey of adults ages 18 and older was based on a national probability sample of Nigeria’s population of approximately 130 million.<sup>23</sup> The survey was weighted to reflect the assumed balance of Christians and Muslims in this country.

According to the Forum survey, renewalists – including charismatics and pentecostals – account for approximately three-in-ten Nigerians. Roughly six-in-ten Protestants are either pentecostal or charismatic, and three-in-ten Catholics surveyed can be classified as charismatic.

### Religious Trends in Nigeria



### Renewalists in Nigeria, Forum 2006 Survey

	Renewalist	Pentecostal	Charismatic
Total Population	26%	18%	8%
Catholic	30	-	30
Protestant <sup>a</sup>	62	54	8

<sup>a</sup> African Independent Churches (AIC) not included.

<sup>23</sup> See page 95 for a discussion of the survey methodology.

## PHILIPPINES: RELIGIOUS DEMOGRAPHY

According to the 2000 Philippine Census,<sup>24</sup> 92.6% of its population of 80 million is Christian. Christian groups in the population include Catholics (81.0%), Protestants (7.3%), Iglesia ni Kristos (2.3%) and Aglipayans (2.0%). The next largest group is Muslims (5.1%). Other groups reported by the Census include tribal religions (0.2%) and Buddhists (0.1%).

The percentage of Christians in the population remained constant during the 20th century.<sup>25</sup> The percentage of Catholics, however, has declined by approximately 10.5 percentage points. The decrease in the Catholic share of the population reflects the increasing number of Protestant, Aglipayan<sup>26</sup> and Iglesia ni Kristo<sup>27</sup> churches. The Muslim and Buddhist shares of the population have remained fairly stable since 1960.

### Religious Affiliation, Censuses

	2000	1960	1903 <sup>a</sup>
Christian	92.6%	92.9%	91.5%
<i>Roman Catholic</i>	<i>81.0</i>	<i>83.8</i>	<i>91.5</i>
<i>Protestant</i>	<i>7.3</i>	<i>2.9</i>	
<i>Iglesia ni Kristo</i>	<i>2.3</i>	<i>1.0</i>	
<i>Aglipayan</i>	<i>2.0</i>	<i>5.2</i>	
Muslim	5.1	4.9	
Buddhist	0.1	0.1	
Others <sup>b</sup>	1.7	2.1	8.5
None/DK	0.5		

<sup>a</sup> Accessed at [www.census.gov.ph/data/pressrelease/cent-qs.html](http://www.census.gov.ph/data/pressrelease/cent-qs.html).

<sup>b</sup> Percentage for 2000 includes tribal religions. Previous Census data did not have this category.

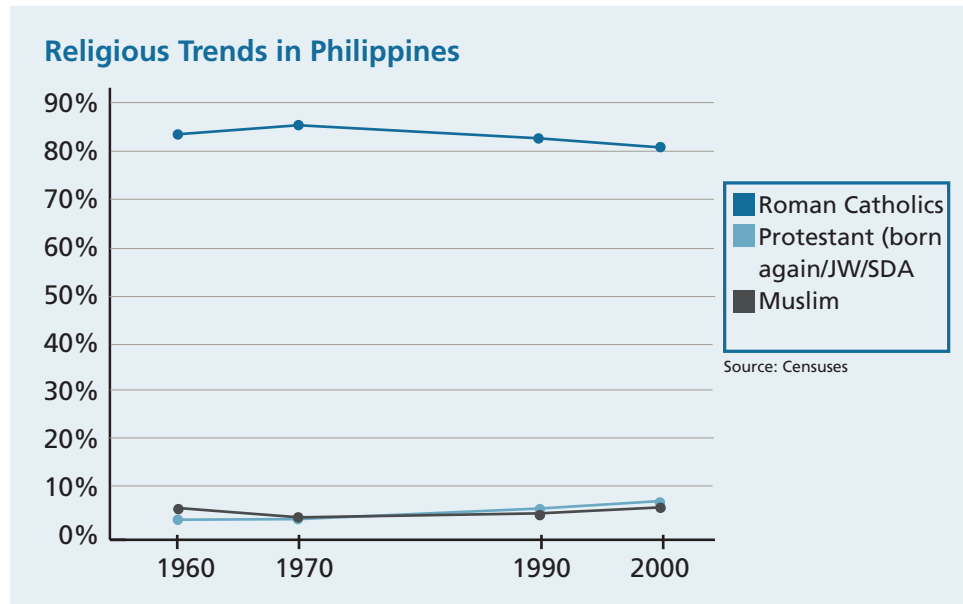
<sup>24</sup> Archived at <http://unstats.un.org/unsd/demographic/sconcerns/popchar/popchar2.htm>.

<sup>25</sup> The 1903 Census divided the population into "civilized" (91.5%) and "wild" (8.5%). Though these terms are imprecise, derogatory and antiquated, they provide valuable religious adherence information. According to the National Statistics Office of the Philippines, "Civilized people, with the exception of those of foreign birth, were practically all adherents of the Catholic Church by 1903 Census definitions," [www.census.gov.ph/data/pressrelease/cent-qs.html](http://www.census.gov.ph/data/pressrelease/cent-qs.html).

<sup>26</sup> The Aglipayan church separated from the Roman Catholic Church more than a century ago. It is also known as the Philippine Independent Church.

<sup>27</sup> The Iglesia ni Kristo church (trans: "Church of Christ") originated in the Philippines in the early 20th century. It is nontrinitarian and does not accept the divinity of Christ.

The Forum’s 2006 survey of adults 18 years and older was based on a national probability sample of the adult population.<sup>28</sup> In the survey, 96% identified as Christian, including 80% Catholic, 10% Protestant, 2% Iglesia ni Kristo, 1% Aglipayan, 1% Jehovah’s Witnesses, less than 1% Mormon and 2% from other Christian groups. Other groups represented in the survey include 4% Muslim and less than 1% who identified themselves as having no religion or other.



In the Forum’s 2006 survey, less than one-in-twenty respondents indicated they belong to a pentecostal denomination. Four-in-ten identified as charismatic, including more than four-in-ten Catholics. Nearly seven-in-ten Protestants interviewed indicated they were either pentecostal or charismatic.

	Renewalist	Pentecostal	Charismatic
Total Population	44%	4%	40%
Catholic	44	-	44
Protestant	67	37	30

<sup>28</sup> See page 95 for a discussion of the survey methodology.

## SOUTH AFRICA: RELIGIOUS DEMOGRAPHY

According to the latest South African Census, 79.8% of its 2001 population of 44.2 million is Christian. The three largest groupings within Christianity are African Independent Churches (31.8%), Protestants (25.5%) and pentecostals (7.6%). Roman Catholics make up 7.1% of the population, and an additional 7.8% identify with various other Christian groups. The next largest category is comprised of those who said they had no religion or did not declare a religion (15.1%). Other categories reported by the Census include Muslims (1.5%), Hindus (1.2%) and Jews (0.2%). An additional 2.2% belonged to various other religions.

Traditional Protestants are comprised of Methodists (7.4%), Reformed, (7.2%), Anglicans (3.9%), Lutherans (2.5%), Presbyterians (1.9%), Baptists (1.5%) and Congregationalists (1.1%). African Independent Churches or AICs<sup>29</sup> are comprised of a wide variety of Apostolic churches (12.5%), the Zion Christian Church (11.1%), other Zionist churches (4.2%), Ethiopian churches (1.9%), Ibandla lama Nazaretha (0.6%) and other churches (1.5%). Pentecostal groups include traditional apostolic and pentecostal churches.<sup>30</sup>

The number of Christians in South Africa grew by almost 12 percentage points as a share of the population during the second half of the 20th century, despite a 20.5-point decline among traditional Protestant denominations. The growth between 1951 and 2001 was fueled by increases in the number of AICs (18.8 percentage points), pentecostals<sup>31</sup> (7.4), Catholics (1.7) and other Christians (4.4). These shifts indicate that Christianity in South Africa has not only become more indigenous but also more pluralistic.

### Religious Affiliation, Censuses

	2001 <sup>a</sup>	1951 <sup>b</sup>
Christian	79.8%	68.0%
<i>AIC</i>	31.8	13.0
<i>Protestant</i>	25.5	46.0
<i>Pentecostal</i>	7.6	0.2
<i>Catholic</i>	7.1	5.4
<i>Other Christian</i>	7.8	3.4
Muslim	1.5	1.2
Hindu	1.2	1.9
Jewish	0.2	0.9
Non-affiliated/DK	15.1	
Other	2.2	28.0

<sup>a</sup> Archived at <http://unstats.un.org/unsd/demographic/sconcerns/popchar/popchar2.htm>.

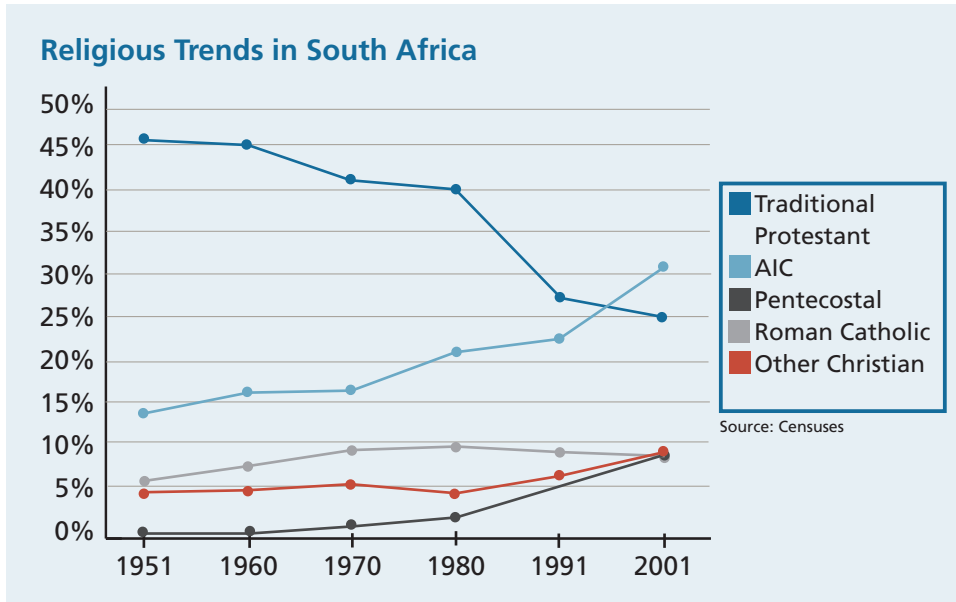
<sup>b</sup> Archived at [www.census.gov/ipc/www/idbnew.html](http://www.census.gov/ipc/www/idbnew.html).

<sup>29</sup> African Independent Churches go by the acronym "AIC." (AIC sometimes stands for "African Instituted Churches.") The term normally refers to churches that came into being through the initiative of Africans.

<sup>30</sup> Though many AIC groups are pentecostal/charismatic in practice, they are not categorized as pentecostal in some Census reports.

<sup>31</sup> Census numbers for pentecostals were irregularly reported before 2001. A 1996 Census report indicates that pentecostals made up 5.4% of the population compared with 1.4% reported in the 1991 Census. It is possible that prior to 1996 some pentecostals were either counted under "other Christians" or were put into the "don't know" (DK) category. (The number of DKs in 1991 was 31%, compared with approximately 17% in both 1980 and 2001.) Due to a probable undercount, no 1991 data point for pentecostals is reported on the Religious Trends chart.

The Forum’s 2006 survey of adults ages 18 and older was based on a probability sample of South African urban centers.<sup>32</sup> In the survey, 41% identified themselves as Protestant (including pentecostal), 27% as AIC and 11% as Catholic. The findings are generally in line with the trend toward greater AIC affiliation in successive South African Censuses. In the Forum survey a smaller number of persons also identified themselves as affiliated with other or no religions (9%).



In the Forum’s 2006 survey, approximately one-in-ten respondents indicated they belong to a pentecostal denomination, and more than two-in-ten identified as charismatic, bringing the total for renewalists to roughly one-third of the urban population. Nearly half of Protestants interviewed indicated they were either pentecostal or charismatic, and roughly one-third of AICs identified as charismatic.

### Renewalists in Urban South Africa, Forum 2006 Survey

	Renewalist	Pentecostal	Charismatic
Urban Population	34%	10%	24%
AIC	37	-	37
Protestant	47	23	24

<sup>32</sup> See page 95 for a discussion of the survey methodology.

## SOUTH KOREA: RELIGIOUS DEMOGRAPHY

According to the most recent Korean Census that includes data on religion,<sup>33</sup> 49.3% of the population has no religion, 26.3% is Christian and 23.2% is Buddhist. Of the Christian groups, Protestants account for 19.7% of the population and Catholics for 6.6%. The next largest group is Confucians (0.5%). A number of smaller groups account for the remaining 0.7%.

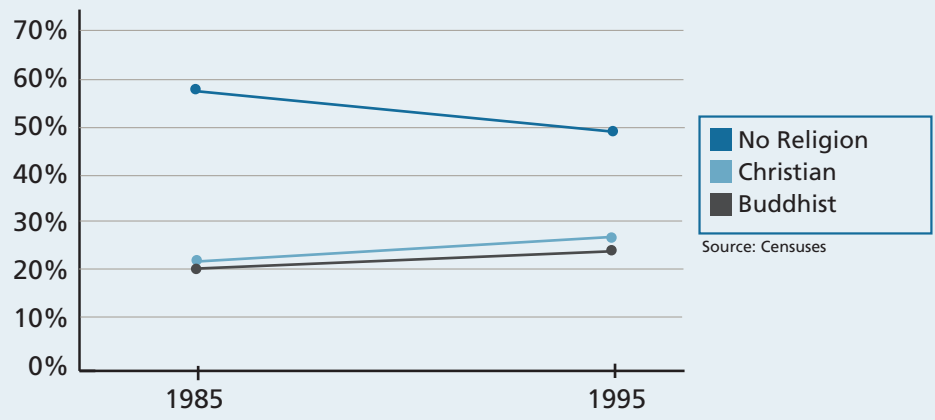
In the decade between the 1985 and 1995 Censuses, the number of those with no religion decreased by 8.1 percentage points, from 57.4% to 49.3%. The number of Confucians also declined. This decline is matched by increases for both Christians and Buddhists. During the same 10-year period, the number of Christians increased by 5.6 percentage points, from 20.7% to 26.3% (Catholics gained 2.0 points and Protestants 3.6), and the number of Buddhists increased by 3.3 percentage points.

The trend shown in the Korean Censuses is similar to the findings of the World Values Survey (WVS)<sup>34</sup>, which conducted surveys in Korea in 1982, 1990, 1996 and 2001. Between its 1982 and 2001 surveys, WVS shows a drop of 11.3 percentage points for those with no religion, from 48.3% to 37.0%. The percentage of Christians increased by 15.8 points during the same time period, going from 23.5% to 39.3%. According to the WVS findings, however, the number of Buddhists declined by 7.1 percentage points during that period, from 27.9% to 20.8%.

### Religious Affiliation, Censuses

	1995	1985
No Religion	49.3%	57.4%
Christian	26.3	20.7
<i>Protestant</i>	19.7	16.1
<i>Catholic</i>	6.6	4.6
Buddhist	23.2	19.9
Confucian	0.5	1.2
Other	0.7	0.8

### Religious Trends in South Korea



<sup>33</sup> Summary religious adherence data for Korea's 1985 and 1995 Censuses are archived at <http://unstats.un.org/unsd/demographic/sconcerns/popchar/popchar2.htm>. Data on religion from the 2005 Census were not available at the time of publication.

<sup>34</sup> [www.worldvaluessurvey.org/](http://www.worldvaluessurvey.org/) See the introduction to this appendix for a discussion of the limitations of general population surveys for making demographic projections.

The 2006 Forum survey of adults ages 18 and older was based on a national probability sample of Korea's urban population.<sup>35</sup> In the survey, approximately 42% were unaffiliated, 25% identified themselves as Protestant, 10% as Catholic, 22% as Buddhist and 1% as other. These findings are generally in line with the trend toward greater Christian affiliation, and lower percentages of non-affiliated, reflected in the Korean Censuses as well as WVS.

According to the Forum survey, renewalists – including charismatics and pentecostals – account for approximately one-in-ten of Korea's urban population. Approximately four-in-ten Protestants are either pentecostal or charismatic, and roughly one-in-ten Catholics can be classified as charismatic.

#### Renewalists in Urban South Korea, Forum 2006 Survey

	Renewalist	Pentecostal	Charismatic
Total Population	11%	2%	9%
Catholic	12	-	12
Protestant	37	9	29

<sup>35</sup> See page 95 for a discussion of the survey methodology.



## UNITED STATES: RELIGIOUS DEMOGRAPHY

The U.S. Census Bureau includes data from three non-government studies in its 2006 Statistical Abstract of the United States.<sup>36</sup> According to one of these studies, the 2001 American Religious Identification Study (ARIS), 76.7% of the 2001 U.S. adult population of 208 million is Christian. This includes Protestants from numerous traditions (49.8%), Roman Catholics (24.5%) and those who belong to other self-identified Christian traditions, including Mormons (1.3%), Jehovah's Witnesses (0.6%), Eastern Orthodox (0.3%) and others (0.2%).

The next largest category is comprised of those who said they had no religion or did not declare a religion (14.2%). Since secularism is generally associated with lower birth rates,<sup>37</sup> when the children of both religiously affiliated and unaffiliated adults are considered, the number of unaffiliated could constitute a somewhat smaller share of the total population. Other groups reported by ARIS include Jews (1.4%), Muslims (0.5%), Hindus (0.4%) and Unitarian Universalists (0.3%). These figures generally accord with the findings of Pew Research Center surveys.

Although the United States continues to register high levels of religious adherence, the percentage of Protestants in the population has been dropping since 1974. According to successive nationally representative General Social Surveys,<sup>40</sup> the Protestant share of the population decreased by nearly 14 percentage points in the 30 years between 1974 and 2004, dropping from 64.3% to 50.4%. (A 2005 nationally representative survey by Baylor University suggests that the decline may not be as large as indicated by the GSS because some evangelically oriented independents do not self-identify as denominationally Protestant.) The Protestant decline has been accompanied by a corresponding growth in the number of the unaffiliated and those identifying with other religions. The share of the unaffiliated more than doubled between 1974 and 2004, from 6.8% to 14.2%, and those identifying with religions other than Christianity and Judaism also increased significantly, from 0.5% to 8.1% of the population. During this same period, the Catholic share of the population has remained relatively steady.

### Religious Affiliation, General Population Surveys

	ARIS <sup>a</sup>	GSS <sup>b</sup>	PRC <sup>c</sup>	Baylor <sup>d</sup>
Christian	76.7%		81.3%	81.9%
Protestant	49.8	50.4%	53.9	60.7
Catholic	24.5	25.1	25.2	21.2
Other Christian	2.4		2.2	
Jewish	1.4	2.2	1.9	2.5
Muslim	0.5	0.7	0.5	
Non-affiliated	14.2	14.2	11.8	10.8
Other/DK	7.2	7.4	4.5	4.9

<sup>a</sup> 2001 American Religious Identification Survey (N=50,281)

<sup>b</sup> 2004 General Social Survey (N=2,812)

<sup>c</sup> 2006 Pew Research Center Surveys<sup>38</sup> (N=23,255)

<sup>d</sup> 2005 Baylor Religion Survey<sup>39</sup> (N=1,687)

<sup>36</sup> The Census Bureau includes tables from the 2001 American Religious Identification Survey (ARIS) and its 1990 predecessor (Table 69), the 2005 *Yearbook of American and Canadian Churches* (Table 70), the 2000 *Church and Church Membership in the United States* survey and the *American Jewish Yearbook* (Table 71). The source of the ARIS data is Barry A. Kosmin and Seymour P. Lachman, 1993, 2001, "One Nation Under God: Religion in Contemporary American Society," The Graduate Center of the City University of New York, New York, NY, [www.census.gov/compendia/statab](http://www.census.gov/compendia/statab).

<sup>37</sup> Pippa Norris and Ronald Inglehart. 2004, pp. 231-239. *Sacred and Secular: Religion and Politics Worldwide*. Cambridge, UK: Cambridge.

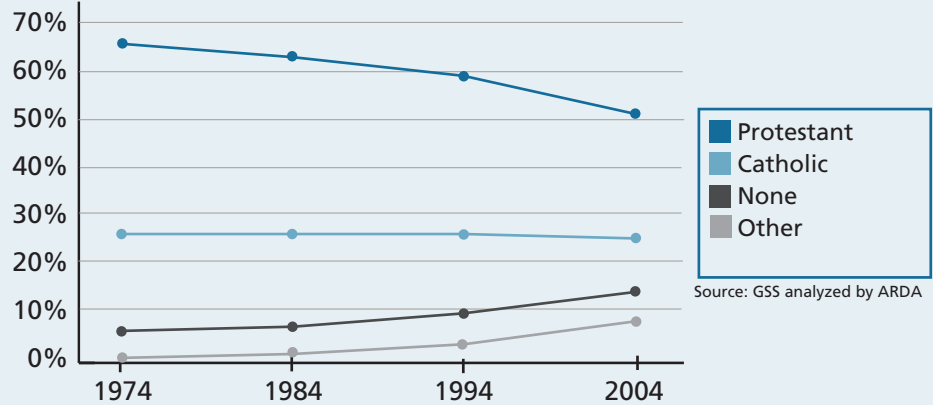
<sup>38</sup> Based on Pew Research Center surveys conducted from January 2006 to September 2006.

<sup>39</sup> See [www.baylor.edu/isreligion/index.php?id=40634](http://www.baylor.edu/isreligion/index.php?id=40634). Other results from the Baylor Religion Survey are available at The Association of Religion Data Archives (ARDA), <http://thearda.com>.

<sup>40</sup> Religious trend data, including data from recent General Social Surveys, are also available at ARDA.

In the 2006 Forum survey, approximately one-in-twenty respondents indicated they belong to a pentecostal church.<sup>41</sup> Nearly two-in-ten identified as charismatic, bringing the total number of renewalists to more than two-in-ten. Nearly three-in-ten Protestants interviewed indicated they were either pentecostal or charismatic, and more than three-in-ten Catholics interviewed can be classified as charismatic.

### Religious Trends in United States



### Renewalists in United States, Forum 2006 Survey

	Renewalist	Pentecostal	Charismatic
Total Population	23%	5%	18%
Catholic	36	-	36
Protestant	28	10	18

<sup>41</sup> See page 95 for a discussion of the survey methodology.

## APPENDIX: SURVEY METHODOLOGY

Results for the surveys are based on telephone interviews in the U.S. and face-to-face interviews in all other nations, conducted under the direction of Princeton Survey Research Associates International. The surveys in Guatemala, Nigeria, the Philippines and the U.S. are based on national samples. The survey in Chile is based on a national sample but excludes non-continental and remote areas, and the survey in Kenya is based on a national sample but excludes the largely Muslim North Eastern Province. In Brazil, South Africa and South Korea, the surveys are based on urban samples.

In India, the survey was conducted in three states believed to have among the highest percentage of Christians in India: Tamil Nadu, Kerala and Meghalaya. Within the three selected states, districts with the highest proportion of Christians were first selected, and then sampling points were randomly selected from these districts. This survey is NOT representative of the general population of India, nor is it representative of the population of the three Indian states in which it was conducted.

In each country, interviews were conducted among the general public and among oversamples of renewalists. The information below details the number of interviews conducted among the general public in each country, as well as the total number of interviews conducted among pentecostals and charismatics.

The country information also shows the margin of sampling error based on all interviews conducted among three groups – the general population, pentecostals and charismatics. For results based on the full sample in a given country, one can say with 95% confidence that the error attributable to sampling and other random effects is plus or minus the margin of error indicated for each group. In addition to sampling error, one should bear in mind that question wording and practical difficulties in conducting surveys can introduce error or bias into the findings of opinion polls.

### Brazil

Survey firm:	Research International Brazil
Sample design:	Probability sample of urban cities
Mode:	Face-to-face with adults 18+
Language:	Portuguese
Fieldwork dates:	May 13 – May 30, 2006
Data processing:	June 1 – July 25, 2006
Sample size:	General public – 700; Pentecostals – 313; Charismatics – 329
Margin of error:	General public 4%, Pentecostals 6%, Charismatics 5%

**Chile**

Survey firm:	MORI Chile
Sample design:	National probability sample, excluding non-continental and remote areas
Mode:	Face-to-face with adults 18+
Language:	Spanish
Fieldwork dates:	May 12 – May 28, 2006
Data processing:	June 28 – July 25, 2006
Sample size:	General public – 600; Pentecostals – 276; Charismatics – 286
Margin of error:	General public 4%, Pentecostals 6%, Charismatics 6%

**Guatemala**

Survey firm:	MERCAPLAN
Sample design:	National probability sample
Mode:	Face-to-face with adults 18+
Language:	Spanish
Fieldwork dates:	May 5 – May 31, 2006
Data processing:	June 26 – July 25, 2006
Sample size:	General public – 1,005; Pentecostals – 410; Charismatics – 487
Margin of error:	General public 3%, Pentecostals 5%, Charismatics 4%

**India**

Survey firm:	TNS India
Sample design:	Probability sample of disproportionately Christian districts of three states— Tamil Nadu, Kerala and Meghalaya
Mode:	Face to face with adults 18+
Languages:	Hindi, Tamil and Malayalam
Fieldwork dates:	May 16 – June 9, 2006
Data processing:	July 5 – July 25, 2006
Sample size:	General public – 726; Pentecostals – 409; Charismatics – 125
Margin of error:	General public 4%, Pentecostals 5%, Charismatics 9%

**Kenya**

Survey firm:	Research Path Associates
Sample design:	National probability sample, excluding North Eastern Province
Mode:	Face-to-face with adults 18+
Languages:	English and Kiswahili
Fieldwork dates:	May 17 – May 26, 2006
Data processing:	June 29 – July 25, 2006
Sample size:	General public – 655; Pentecostals – 403; Charismatics – 306
Margin of error:	General public 4%, Pentecostals 5%, Charismatics 6%

## Nigeria

Survey firm:	Research International Nigeria
Sample design:	National probability sample
Mode:	Face-to-face with adults 18+
Languages:	Yoruba, Igbo, Hausa and English
Fieldwork dates:	May 15 – July 27, 2006
Data processing:	July 31 – August 4, 2006
Sample size:	General public – 650; Pentecostals – 483; Charismatics – 67
Margin of error:	General public 4%, Pentecostals 4%, Charismatics N/A (Due to the small number of Nigerian charismatics surveyed, results for Nigerian charismatics are not presented in this report.)

## Philippines

Survey firm:	TNS Philippines
Sample design:	National probability sample
Mode:	Face-to-face with adults 18+
Languages:	Tagalog, Cebuano and Ilonggo
Fieldwork dates:	May 6 – May 29, 2006
Data processing:	June 19 – July 25, 2006
Sample size:	General public – 1,000; Pentecostals – 309; Charismatics – 433
Margin of error:	General public 3%, Pentecostals 6%, Charismatics 5%

## South Africa

Survey firm:	Markinor
Sample design:	National probability sample of urban areas
Mode:	Face-to-face with adults 18+
Languages:	Afrikaans, Pedi, Sotho, Tswana, Xhosa, Zulu and English
Fieldwork dates:	May 11 – May 27, 2006
Data processing:	June 26 – July 25, 2006
Sample size:	General public – 800; Pentecostals – 259; Charismatics – 344
Margin of error:	General public 3%, Pentecostals 6%, Charismatics 5%

## South Korea

Survey firm:	Gallup Korea
Sample design:	National probability sample of urban cities
Mode:	Face-to-face with adults 18+
Language:	Korean
Fieldwork dates:	May 8 – May 26, 2006
Data processing:	June 18 – July 25, 2006
Sample size:	General public – 600; Pentecostals – 131; Charismatics – 333
Margin of error:	General public 4%, Pentecostals 9%, Charismatics 5%

## United States

Survey firm:	Princeton Survey Research Associates International
Sample design:	National probability sample
Mode:	Telephone
Languages:	English and Spanish
Fieldwork dates:	July 20 – September 7, 2006
Data processing:	September 8 – September 12, 2006
Sample size:	General public – 739; Pentecostals – 119; Charismatics – 42e
Margin of error:	General public 4%, Pentecostals 9%, Charismatics 5%

**PEW FORUM: 10 NATION SURVEY OF RENEWALISTS (2006)**

**Pew Forum on Religion & Public Life  
10 Nation Survey of Renewalists  
-FINAL TOPLINE-**

<u>Country</u>	<u>Dates</u>	<u>General public</u>	<i>Sample sizes among...</i>	
			<u>Pentecostals (general public and oversamples)</u>	<u>Charismatics (general public and oversamples)</u>
United States	July 20 – Sept 7, 2006	739	119	421
Brazil	May 13 – May 30, 2006	700	313	329
Chile	May 12 – May 28, 2006	600	276	286
Guatemala	May 5 – May 31, 2006	1,005	410	487
Kenya	May 17 – May 26, 2006	655	403	306
Nigeria	May 15 – July 27, 2006	650	483	67*
South Africa	May 11 – May 27, 2006	800	259	344
India (localities)	May 16 – June 9, 2006	726	409	125
Philippines	May 6 – May 29, 2006	1,000	309	433
South Korea	May 8 – May 26, 2006	600	131	333

The “General public” column reports the number of interviews completed among the general public in each country. To increase the number of interviews with renewalists, pentecostals and charismatics were oversampled. The numbers reported in the “Pentecostals” and “Charismatics” columns reflect the total number of interviews completed in each country among these groups after combining pentecostals and charismatics from the general public surveys and the oversamples. Those pentecostals and charismatics interviewed via oversampling are not included in the “General public” column above or in the tables that follow.

Please note that, due to rounding, in some instances the figures reported in this topline do not sum to 100.

Data are based on national samples except in Brazil, South Africa, South Korea and India. In Brazil, South Africa and South Korea samples are disproportionately urban.

In India, surveys were conducted in disproportionately Christian districts of three states with large Christian populations (Tamil Nadu, Kerala and Meghalaya); this survey IS NOT representative of the general population of India, nor is it representative of the population of the three Indian states in which it was conducted.

See the Methodological Appendix for more details.

\*The Nigerian survey included only 67 charismatics, too few for Nigerian charismatics to be analyzed separately. As a result, this report does not include results for Nigerian charismatics.

**PEW FORUM: 10 NATION SURVEY OF RENEWALISTS (2006)**

**Q1. Now thinking about (INSERT SURVEY COUNTRY), overall, are you satisfied or dissatisfied with the way things are going in our country today?**

	UNITED STATES		
	All	Pentecostals	Charismatics
Satisfied	31	29	26
Dissatisfied	61	66	61
Don't know/Refused	8	5	14
	100	100	101

	LATIN AMERICA								
	Brazil			Chile			Guatemala		
	All	Pent	Char	All	Pent	Char	All	Pent	Char
Satisfied	15	15	17	45	42	51	4	5	3
Dissatisfied	84	84	82	52	50	47	95	94	96
Don't know/Refused	1	1	1	3	8	2	1	1	*
	100	100	100	100	100	100	100	100	99

	AFRICA								
	Kenya			Nigeria			South Africa		
	All	Pent	Char	All	Pent	Char <sup>†</sup>	All	Pent	Char
Satisfied	22	23	24	3	6	-	50	47	58
Dissatisfied	78	77	76	96	94	-	46	51	38
Don't know/Refused	*	*	0	1	*	-	4	2	4
	100	100	100	100	100	-	100	100	100

	ASIA								
	India (localities)			Philippines			South Korea		
	All	Pent	Char	All	Pent	Char	All	Pent	Char
Satisfied	50	33	34	22	14	20	17	22	32
Dissatisfied	50	67	66	76	85	78	78	75	65
Don't know/Refused	0	0	0	2	1	2	5	3	3
	100	100	100	100	100	100	100	100	100

<sup>†</sup>In Nigeria, the survey included only 67 charismatics, too few for Nigerian charismatics to be analyzed separately.



**PEW FORUM: 10 NATION SURVEY OF RENEWALISTS (2006)**

**Q2. Thinking now about religion, how important is religion in your life – is it the single most important thing, very important, somewhat important, not too important, or not at all important?**

**UNITED STATES**

	All	Pentecostals	Charismatics
Single most important thing	17	39	23
Very important	44	45	62
Somewhat important	23	11	12
Not too important	8	4	2
Not at all important	8	1	1
Don't know/refused	<u>1</u>	<u>0</u>	<u>*</u>
	101	100	100

**LATIN AMERICA**

	Brazil			Chile			Guatemala		
	All	Pent	Char	All	Pent	Char	All	Pent	Char
Single most important thing	15	27	13	14	37	19	40	53	43
Very important	54	59	60	37	44	49	44	38	48
Somewhat important	20	10	21	29	16	23	10	6	8
Not too important	6	3	4	13	1	7	3	1	*
Not at all important	4	1	2	7	1	1	3	1	*
Don't know/refused	<u>*</u>	<u>0</u>	<u>0</u>	<u>*</u>	<u>1</u>	<u>*</u>	<u>*</u>	<u>1</u>	<u>1</u>
	99	100	100	100	100	99	100	100	100

**AFRICA**

	Kenya			Nigeria			South Africa		
	All	Pent	Char	All	Pent	Char	All	Pent	Char
Single most important thing	18	18	24	37	22	-	21	30	26
Very important	66	76	69	61	74	-	58	62	62
Somewhat important	12	5	5	2	4	-	14	7	10
Not too important	3	1	1	*	*	-	4	1	2
Not at all important	1	0	0	1	0	-	2	*	*
Don't know/refused	<u>0</u>	<u>0</u>	<u>1</u>	<u>0</u>	<u>0</u>	<u>-</u>	<u>1</u>	<u>1</u>	<u>1</u>
	100	100	100	101	100	-	100	101	101

**ASIA**

	India (localities)			Philippines			South Korea		
	All	Pent	Char	All	Pent	Char	All	Pent	Char
Single most important thing	21	23	19	30	34	28	4	30	35
Very important	40	64	61	60	56	62	21	46	47
Somewhat important	24	7	9	6	4	7	33	23	16
Not too important	11	3	7	3	5	3	30	1	2
Not at all important	4	3	4	1	1	1	12	0	0
Don't know/refused	<u>0</u>	<u>0</u>	<u>0</u>	<u>*</u>	<u>*</u>	<u>0</u>	<u>*</u>	<u>0</u>	<u>*</u>
	100	100	100	100	100	101	100	100	100

**PEW FORUM: 10 NATION SURVEY OF RENEWALISTS (2006)**

**Q3. Do you consider yourself as belonging to a particular religion? [If yes,] which one?**

Note: Response options vary by country.

	<b>UNITED STATES</b>		
	<u>All</u>	<u>Pentecostals</u>	<u>Charismatics</u>
Protestant (include Baptist, Lutheran, Methodist, Presbyterian, Episcopal, Pentecostal, Jehovah's Witness, Church of Christ, etc.)	53	100	58
Roman Catholic	23	0	38
Jewish	1	0	0
Mormon (include Church of Jesus Christ of Latter Day Saints)	1	0	2
Orthodox Church (Greek or Russian)	*	0	*
Islam/Muslim	1	0	0
Jehovah Witness (vol)	1	0	2
Other religion	2	0	0
No religion, not a believer, atheist, agnostic	16	0	0
Don't know/refused	<u>2</u>	<u>0</u>	<u>0</u>
	100	100	100

NOTE: Due to a question sequencing error in the 2006 U.S. questionnaire the religious affiliation question produced inaccurate results for a small number of respondents. A majority of these respondents were recontacted to collect more accurate information about their religious affiliation, and the corrected measure (shown here) is reliable for nearly all respondents. However, the marginal results may slightly overstate the percent of Americans who have no religion because not all could be recontacted.

**LATIN AMERICA**

	<b>BRAZIL</b>		
	<u>All</u>	<u>Pentecostals</u>	<u>Charismatics</u>
Roman Catholic	57	0	95
Evangelical [Evangélico] (or Protestant)	21	100	5
Afro-Brazilian	6	0	0
Jehovah's Witness	1	0	1
Orthodox	0	0	0
Muslim	0	0	0
Hindu	0	0	0
Buddhist	*	0	0
Kardecist/Spiritism (vol)	5	0	0
Other religion	1	0	0
No religion, not a believer, atheist, agnostic	8	0	0
Don't know/refused	<u>0</u>	<u>0</u>	<u>0</u>
	99	100	101

	<b>CHILE</b>		
	<u>All</u>	<u>Pentecostals</u>	<u>Charismatics</u>
Roman Catholic	65	0	76
Evangelical [Evangélico] (or Protestant)	15	100	17
Jehovah's Witness	2	0	5
Orthodox	0	0	0
Mormon	1	0	2
Jewish	*	0	0
Muslim	0	0	0
Hindu	0	0	0
Buddhist	0	0	0
Other religion	3	0	0
No religion, not a believer, atheist, agnostic	15	0	0
Don't know/refused	<u>*</u>	<u>0</u>	<u>0</u>
	101	100	100

**PEW FORUM: 10 NATION SURVEY OF RENEWALISTS (2006)**

**Q3. Do you consider yourself as belonging to a particular religion? [If yes,] which one? (cont'd)**

Note: Response options vary by country.

**GUATEMALA**

	All	Pentecostals	Charismatics
Roman Catholic	48	0	65
Evangelical [Evangélico] (or Protestant)	34	100	32
Jehovah's Witness	1	0	2
Mormon	2	0	1
Mayan Traditional Religion	*	0	0
Jewish	*	0	0
Other religion	0	0	0
No religion, not a believer, atheist, agnostic	15	0	0
Don't know/refused	*	0	0
	100	100	100

**AFRICA**

**KENYA**

	All	Pentecostals	Charismatics
Roman Catholic	23	0	35
Protestant (such as Anglican, Presbyterian, Adventist, Baptist, Methodist, Holiness, Reformed, Africa Inland Church, Friends, or Lutheran)	62	100	54
African Instituted Church (AIC)	5	0	11
Jehovah's Witness (vol.)	*	0	0
Muslim	8	0	0
Hindu	0	0	0
African Traditional Religion (ATR)	1	0	0
Other religion	*	0	0
No religion, not a believer, atheist, agnostic	2	0	0
Don't know/refused	0	0	0
	101	100	100

**NIGERIA**

	All	Pentecostals	Charismatics
Roman Catholic	12	0	-
Protestant (such as Anglican, Presbyterian, Adventist, Baptist, Methodist, Holiness, Reformed, Africa Inland Church, Friends, or Lutheran)	34	100	-
Muslim	47	0	-
African Independent or Aladura Church (AIC)	4	0	-
African Traditional Religion (ATR)	0	0	-
Jehovah's Witness	1	0	-
Brotherhood of the Cross and Star	*	0	-
Other religion	1	0	-
No religion, not a believer, atheist, agnostic	1	0	-
Don't know/refused	0	0	-
	100	100	-

**PEW FORUM: 10 NATION SURVEY OF RENEWALISTS (2006)**

**Q3. Do you consider yourself as belonging to a particular religion? [If yes,] which one? (cont'd)**

Note: Response options vary by country.

	<b>SOUTH AFRICA</b>		
	<b>All</b>	<b>Pentecostals</b>	<b>Charismatics</b>
Roman Catholic	11	0	16
Protestant	41	100	46
Muslim	3	0	0
Hindu	3	0	0
African Independent Christian (AIC) (such as Zion Christian Church, another Zionist Church, or an Apostolic Church)	27	0	37
African Traditional Religion (ATR)	1	0	0
Jehovah's Witness	2	0	2
Jewish	1	0	0
Other religion	1	0	0
No religion, not a believer, atheist, agnostic	9	0	0
Don't know/refused	*	0	0
	99	100	101

**ASIA**

	<b>INDIA (localities)</b>		
	<b>All</b>	<b>Pentecostals</b>	<b>Charismatics</b>
Hindu	55	0	0
Muslim	8	0	0
Catholic Christian	24	0	33
Protestant Christian	9	100	65
Syrian Orthodox Christian	3	0	2
Jain	*	0	0
Sikh	0	0	0
Buddhist	0	0	0
Traditional tribal religion	2	0	0
Other religion	0	0	0
No religion, not a believer, atheist, agnostic	*	0	0
Don't know/refused	0	0	0
	101	100	100

	<b>PHILIPPINES</b>		
	<b>All</b>	<b>Pentecostals</b>	<b>Charismatics</b>
Roman Catholic	80	0	85
Protestant	10	100	8
Iglesia ni Cristo	2	0	1
Jehovah's Witness	1	0	*
Mormon	*	0	*
Islam/Muslim	4	0	0
Aglipayan Church (a.k.a. Philippine Independent Church)	1	0	1
Other Christian group/religion	2	0	5
Other non-Christian group/religion	*	0	0
No religion, not a believer, atheist, agnostic	*	0	0
Don't know/refused	0	0	0
	100	100	100

**PEW FORUM: 10 NATION SURVEY OF RENEWALISTS (2006)**

**Q3. Do you consider yourself as belonging to a particular religion? [If yes,] which one? (cont'd)**

Note: Response options vary by country.

	<b>SOUTH KOREA</b>		
	<b>All</b>	<b>Pentecostals</b>	<b>Charismatics</b>
Catholic Christian	10	0	13
Protestant Christian	25	100	86
Buddhist	22	0	0
Confucianist	*	0	0
Jehovah's Witness	1	0	1
Mormon	*	0	0
Other religion	1	0	0
No religion, not a believer, atheist, agnostic	42	0	0
Don't know/refused	<u>0</u>	<u>0</u>	<u>0</u>
	101	100	100

## **PEW FORUM: 10 NATION SURVEY OF RENEWALISTS (2006)**

**Q4. As I read a list, tell me which if any of these denominations you are affiliated with.**

Note: Response options vary by country.

	<b>UNITED STATES</b>		
	All <sup>†</sup>	Pentecostals	Charismatics
Protestant (from Q3)	67	100	58
<i>Baptist</i>	22	0	20
<i>Methodist</i>	9	0	8
<i>Presbyterian</i>	5	0	3
<i>Another Protestant denomination (such as Adventist, Episcopalian, Lutheran, or United Church of Christ)</i>	10	0	10
<i>Assembly of God</i>	2	19	0
<i>Church of God in Christ</i>	1	21	0
<i>Church of God (Cleveland, Tennessee)</i>	1	15	0
<i>Another Pentecostal or neo-Charismatic Church (such as Apostolic Faith Church, International Church of the Foursquare Gospel, International Pentecostal Holiness Church, Pentecostal Church of God, United Pentecostal Church, Vineyard Fellowship)</i>	4	45	0
<i>Nondenominational or Independent church</i>	12	0	14
<i>Something else</i>	3	0	2
<i>Don't know/refused</i>	*	0	1
Roman Catholic (From Q3)	29	0	38
Mormon (From Q3)	2	0	2
Orthodox Church (Greek or Russian) (From Q3)	1	0	*
Jehovah's Witness (From Q3)	<u>1</u>	<u>0</u>	<u>2</u>
	100	100	100
	(n=594)		

<sup>†</sup>Based on Christians (Q3). Q4 was asked only of those identified as Protestant or Other in Q3.

### **SOUTH AMERICA**

	<b>BRAZIL</b>		
	All <sup>†</sup>	Pentecostals	Charismatics
Protestant (From Q3)	27	100	5
<i>Baptist [Batista]</i>	5	0	2
<i>Presbyterian [Presbiteriana]</i>	1	0	1
<i>Methodist [Metodista]</i>	*	0	0
<i>Another Protestant denomination (such as Adventist, Lutheran, or Congregational)</i>	1	0	*
<i>Assemblies of God [Assembleia de Deus]</i>	9	42	0
<i>Congregacao Crista</i>	3	10	0
<i>Church of the Foursquare Gospel [Igreja do Evangelho Quadrangular]</i>	*	4	0
<i>Another Pentecostal or neo-Charismatic church (such as Brasil para Cristo, Casa da Bênção, Deus é Amor, Universal Church of the Kingdom of God [Igreja Universal do Reino de Deus], or Renascer em Cristo)</i>	7	44	0
<i>Nondenominational or Independent Church</i>	*	0	*
<i>Something else</i>	1	0	1
<i>Don't know/refused</i>	*	0	*
Catholic (From Q3)	72	0	95
Jehovah's Witness (From Q3)	<u>1</u>	<u>0</u>	<u>1</u>
	100	100	101
	(n=553)		

<sup>†</sup>Based on Christians (Q3). Q4 was asked only of those identified as Protestant in Q3.

**PEW FORUM: 10 NATION SURVEY OF RENEWALISTS (2006)**

**Q4. As I read a list, tell me which if any of these denominations you are affiliated with. (cont'd)**

Note: Response options vary by country.

	<b>CHILE</b>		
	All <sup>†</sup>	Pentecostals	Charismatics
Protestant	18	100	17
<i>Baptist</i>	1	0	2
<i>Methodist</i>	2	0	5
<i>Presbyterian</i>	*	0	1
<i>Another Protestant denomination (such as Adventist, Nazarene, Lutheran, or Anglican)</i>	1	0	3
<b><i>Iglesia Metodista Pentecostal de Chile</i></b>	4	31	0
<b><i>Iglesia Evangelica Pentecostal de Chile</i></b>	3	34	0
<b><i>Iglesia Pentecostal de Chile</i></b>	1	18	0
<i>Another Pentecostal or neo-Charismatic church (such as Iglesia Pentecoste Naciente, Iglesia Pentecostal Libre Mision, Voz de Deserto, Iglesia Evangelica de Dios Pentecostal, or Iglesia Pentecostal Evangelica Mision)</i>	2	17	0
<i>Nondenominational or Independent Church</i>	1	0	1
<i>Something else</i>	1	0	2
<i>Don't know/refused</i>	1	0	1
Catholic (From Q3)	78	0	76
Jehovah's Witness (From Q3)	3	0	5
Mormon (From Q3)	<u>1</u>	<u>0</u>	<u>2</u>
	100	100	100
	(n=493)		

<sup>†</sup>Based on Christians (Q3). Q4 was asked only of those identified as Protestant in Q3.

	<b>GUATEMALA</b>		
	All <sup>†</sup>	Pentecostals	Charismatics
Protestant (From Q3)	40	100	32
<i>Central American Mission</i>	1	0	2
<i>Presbyterian</i>	1	0	1
<i>Methodist</i>	*	0	*
<i>Another Protestant denomination (such as Nazarene, Adventist, Baptist, Lutheran, or Anglican)</i>	3	0	6
<b><i>Assemblies of God</i></b>	5	15	0
<b><i>Full Gospel Church of God [Iglesia de Dios el Evangelio Completo]</i></b>	4	17	0
<i>Another Pentecostal or neo-Charismatic church (such as El Shaddai, Elim, Iglesia Evangelical El Verbo, Fraternidad Christiana, Comunidad de Dios)</i>	14	68	0
<i>Nondenominational or Independent Church</i>	9	0	16
<i>Something else</i>	3	0	7
<i>Don't know/refused</i>	*	0	1
Catholic (From Q3)	56	0	65
Jehovah's Witness (From Q3)	1	0	2
Mormon (Form Q3)	<u>3</u>	<u>0</u>	<u>1</u>
	100	100	100
	(n=851)		

<sup>†</sup>Based on Christians (Q3). Q4 was asked only of those identified as Protestant in Q3.

## **PEW FORUM: 10 NATION SURVEY OF RENEWALISTS (2006)**

**Q4. As I read a list, tell me which if any of these denominations you are affiliated with. (cont'd)**

Note: Response options vary by country.

### AFRICA

	<b>KENYA</b>		
	All <sup>†</sup>	Pentecostals	Charismatics
Protestant/African Independent Church (From Q3)	74	100	65
<i>Anglican</i>	12	0	15
<i>Presbyterian</i>	6	0	11
<i>Another Protestant denomination (such as Adventist, Baptist, Methodist, Holiness, Reformed, Africa Inland Church, Friends, or Lutheran)</i>	14	0	28
<i>African Independent Pentecostal Church of Africa</i>	*	0	1
<i>An African Spirit (Roho) Church</i>	1	0	2
<i>African Israel Church Nineveh</i>	*	0	1
<i>Another AIC denomination (such as Nomiya Luo Roho Church, Church of Christ in Africa, or African Brotherhood Church)</i>	4	0	8
<b><i>Kenya Assemblies of God</i></b>	<b>5</b>	<b>10</b>	<b>0</b>
<b><i>Pentecostal Assemblies of God</i></b>	<b>6</b>	<b>15</b>	<b>0</b>
<b><i>Full Gospel Churches of Kenya</i></b>	<b>9</b>	<b>25</b>	<b>0</b>
<b><i>Another Pentecostal or neo-Charismatic church (such as Redeemed Gospel Church, Free Pentecostal Fellowship in Kenya, Universal Church of the Kingdom of God, or Nairobi Pentecostal Church)</i></b>	<b>18</b>	<b>49</b>	<b>0</b>
<i>Nondenominational or Independent Church</i>	*	0	0
<i>Something else</i>	0	0	0
<i>Don't know/refused</i>	0	0	0
Catholic (From Q3)	26	0	35
Jehovah's Witness (From Q3)	*	0	0
	100	100	100
	(n=587)		

<sup>†</sup>Based on Christians (Q3). Q4 was asked only of those identified as Protestant or members of an African Independent Church in Q3.



## **PEW FORUM: 10 NATION SURVEY OF RENEWALISTS (2006)**

**Q4. As I read a list, tell me which if any of these denominations you are affiliated with. (cont'd)**

Note: Response options vary by country.

	<b>NIGERIA</b>		
	All <sup>†</sup>	Pentecostals	Charismatics
Protestant/African Independent Church (From Q3)	74	100	-
<i>Anglican Church of Nigeria</i>	11	0	-
<i>Baptist Convention</i>	3	0	-
<i>Evangelical Churches of West Africa</i>	5	0	-
<i>Another Protestant denomination (such as Adventist, Baptist, Methodist, Holiness, Reformed, Africa Inland Church, Friends, or Lutheran)</i>	11	0	-
<i>Celestial Church of Christ</i>	1	0	-
<i>Christ Apostolic Church</i>	5	0	-
<i>Cherubim or Seraphim</i>	1	0	-
<i>Another African Independent of Aladura Church (AIC) denomination</i>	1	0	-
<i>Assemblies of God</i>	5	12	-
<i>Church of God in Christ</i>	1	1	-
<i>International Church of the Foursquare Gospel</i>	2	6	-
<i>Another Pentecostal or neo-Charismatic church (such as Church of God Mission International, Redeemed Christian Church of God, Deeper Life Bible Church, Charismatic Youth Fellowships, Word of Faith Ministries, or Winners Chapel)</i>	27	81	-
<i>Nondenominational or Independent Church</i>	0	0	-
<i>Something else</i>	1	0	-
<i>Don't know/refused</i>	0	0	-
Catholic (From Q3)	24	0	-
Jehovah's Witness (From Q3)	3	0	-
Brotherhood of the Cross and Star (From Q3)	*	0	-
	101	100	-
	(n=394)		

<sup>†</sup>Based on Christians (Q3). Q4 was asked only of those identified as Protestant or members of an African Independent Church in Q3.

**PEW FORUM: 10 NATION SURVEY OF RENEWALISTS (2006)**

**Q4. As I read a list, tell me which if any of these denominations you are affiliated with. (cont'd)**

Note: Response options vary by country.

	<b>SOUTH AFRICA</b>		
	<b>All<sup>†</sup></b>	<b>Pentecostals</b>	<b>Charismatics</b>
Protestant/African Independent Church (From Q3)	85	100	83
<i>Anglican Church</i>	7	0	6
<i>Dutch Reformed</i>	10	0	16
<i>Methodist</i>	12	0	12
<i>Zion Christian Church</i>	13	0	11
<i>Another Zionist Church</i>	8	0	8
<i>An Apostolic Church</i>	12	0	14
<b><i>South African Assemblies of God</i></b>	<b>1</b>	<b>15</b>	<b>0</b>
<b><i>Apostolic Faith Mission</i></b>	<b>2</b>	<b>26</b>	<b>0</b>
<b><i>Full Gospel church of God</i></b>	<b>2</b>	<b>21</b>	<b>0</b>
<b><i>Another Pentecostal or neo-Charismatic church (such as</i></b>			
<b><i>International Fellowship of Charismatic Churches, International</i></b>			
<b><i>Fellowship of Christian Churches)</i></b>	<b>6</b>	<b>39</b>	<b>0</b>
<i>Another indigenous denomination</i>	1	0	3
<i>Another Protestant denomination (such as Uniting Reformed,</i>			
<i>Lutheran, or Presbyterian)</i>	7	0	8
<i>Nondenominational or Independent Church</i>	0	0	0
<i>Something else</i>	2	0	4
<i>Don't know/refused</i>	*	0	*
Catholic (From Q3)	13	0	16
Jehovah's Witness (From Q3)	<u>2</u>	<u>0</u>	<u>2</u>
	100	100	101
	(n=634)		

<sup>†</sup>Based on Christians (Q3). Q4 was asked only of those identified as Protestant or members of an African Independent Church in Q3.

**PEW FORUM: 10 NATION SURVEY OF RENEWALISTS (2006)**

**Q4. As I read a list, tell me which if any of these denominations you are affiliated with. (cont'd)**

Note: Response options vary by country.

**ASIA**

	<b>INDIA (localities)</b>		
	<b>All<sup>†</sup></b>	<b>Pentecostals</b>	<b>Charismatics</b>
Protestant	24	100	65
<i>Mar Thoma Church</i>	1	0	2
<i>Church of South India or Anglican</i>	4	0	6
<i>Brethren Christian Assemblies</i>	0	0	3
<i>Garo Baptist Convention</i>	2	0	2
<i>Council of Baptist Churches in Northeast India</i>	2	0	3
<i>Presbyterian Church of Northeast India</i>	8	0	18
<i>Missouri Synod Lutheran</i>	*	0	2
<i>Tamil Evangelical Lutheran Church</i>	0	0	0
<i>Another Protestant denomination (such as St. Thomas Evangelical Church, Adventist, Wesleyan, Presbyterian, Methodist, or Nazarene)</i>	2	0	22
<b><i>Indian Pentecostal Church</i></b>	<b>1</b>	<b>11</b>	<b>0</b>
<b><i>Assemblies of God</i></b>	<b>1</b>	<b>26</b>	<b>0</b>
<b><i>Church of God in India (Full Gospel)</i></b>	<b>*</b>	<b>5</b>	<b>0</b>
<b><i>The Pentecostal Mission</i></b>	<b>0</b>	<b>3</b>	<b>0</b>
<b><i>Assembly Church of Jesus Christ Full Gospel</i></b>	<b>0</b>	<b>12</b>	<b>0</b>
<b><i>Another Pentecostal or neo-Charismatic church (such as Believers Church, World Missionary Evangelism, Sharon Pentecostal Fellowship Church, New Indian Church of God, New India Bible Church, Elim, Friends Missionary Prayer Band, or Zion Church)</i></b>	<b>1</b>	<b>43</b>	<b>0</b>
<i>Nondenominational or Independent Church</i>	1	0	3
<i>Something else</i>	0	0	3
<i>Don't know/refused</i>	0	0	0
Catholic (From Q3)	68	0	33
Syrian Orthodox (From Q3)	7	0	2
	99	100	100
	(n=258)		

<sup>†</sup>Based on Christians (Q3). Q4 was asked only of those identified as Protestant in Q3.

## **PEW FORUM: 10 NATION SURVEY OF RENEWALISTS (2006)**

**Q4. As I read a list, tell me which if any of these denominations you are affiliated with. (cont'd)**

Note: Response options vary by country.

	<b>PHILIPPINES</b>		
	All <sup>†</sup>	Pentecostals	Charismatics
Protestant (From Q3)	11	100	8
<i>Seventh-Day Adventist</i>	1	0	1
<i>United Church of Christ</i>	2	0	2
<i>Methodist</i>	*	0	0
<i>Another Protestant denomination (such as Christian and Missionary Alliance, Baptist, or Episcopal)</i>	3	0	4
<i>Assemblies of God</i>	1	16	0
<i>Church of the Foursquare Gospel</i>	*	8	0
<i>Church of God (Cleveland, Tennessee)</i>	*	2	0
<i>Another Pentecostal or neo-Charismatic church (such as Jesus is Lord Fellowship, Jesus Miracle Crusade, Take the Nations for Jesus, Love of Christ, Victory Christian Fellowship, Bread of Life, Church of the Living God, Good Shepherd International Fellowship, Fourth Watch, or United Pentecostal Church)</i>	3	73	0
<i>Nondenominational or Independent Church</i>	*	0	*
<i>Something else</i>	1	0	*
<i>Don't know/refused</i>	0	0	0
Catholic (From Q3)	83	0	85
Iglesia ni Cristo (From Q3)	2	0	1
Jehovah's Witness (From Q3)	1	0	*
Mormon (From Q3)	*	0	*
Aglipayan Church (From Q3)	1	0	1
Other Christian (From Q3)	<u>2</u>	<u>0</u>	<u>5</u>
	100	100	100
	(n=964)		

<sup>†</sup>Based on Christians (Q3). Q4 was asked only of those identified as Protestant in Q3.

	<b>SOUTH KOREA</b>		
	All <sup>†</sup>	Pentecostals	Charismatics
Protestant (From Q3)	71	100	86
<i>Presbyterian-Haptong</i>	35	0	40
<i>Presbyterian-Tonghap</i>	20	0	26
<i>Methodist</i>	5	0	7
<i>Another Protestant denomination (such as Korea Evangelical Holiness Church, Sungkyul Church in Korea (Holiness), Baptist, or Adventist)</i>	3	0	10
<i>Korea Assemblies of God Full Gospel (including Yoido Full Gospel)</i>	6	99	0
<i>Jesus Assembly of God of Korea</i>	1	2	0
<i>Another Pentecostal or neo-Charismatic church (such as Church of God (Cleveland), International Church of the Foursquare Gospel, or Church of God in Prophecy)</i>	0	0	0
<i>Nondenominational or Independent Church</i>	0	0	0
<i>Something else</i>	1	0	3
<i>Don't know/refused</i>	1	0	*
Catholic (From Q3)	27	0	13
Jehovah's Witness (From Q3)	1	0	1
Mormon (From Q3)	<u>1</u>	<u>0</u>	<u>0</u>
	100	100	100
	(n=211)		

<sup>†</sup>Based on Christians (Q3). Q4 was asked only of those identified as Protestant in Q3.

**PEW FORUM: 10 NATION SURVEY OF RENEWALISTS (2006)**

**Q5. As I read from the list, please tell me which if any of the following descriptions apply to you.**

**First, (insert item), does this apply to you, or not?**

a. Evangelical [FOR CATHOLICS INSERT "Catholic," FOR ALL OTHERS INSERT "Christian"]

<b>UNITED STATES</b>									
	<u>All†</u>			<u>Pentecostals</u>			<u>Charismatics</u>		
Yes, applies	23			35			30		
No, does not apply	68			53			61		
Don't know/Refused	<u>9</u>			<u>12</u>			<u>9</u>		
	100			100			100		
	(n=594)								

<b>LATIN AMERICA</b>									
	<u>Brazil</u>			<u>Chile</u>			<u>Guatemala</u>		
	<u>All†</u>	<u>Pent</u>	<u>Char</u>	<u>All†</u>	<u>Pent</u>	<u>Char</u>	<u>All†</u>	<u>Pent</u>	<u>Char</u>
Yes, applies	30	45	6	31	66	28	57	90	50
No, does not apply	65	53	93	63	32	67	42	10	50
Don't know/Refused	<u>5</u>	<u>1</u>	<u>1</u>	<u>6</u>	<u>2</u>	<u>5</u>	<u>1</u>	<u>*</u>	<u>*</u>
	100	99	100	100	100	100	100	100	100
	(553)			(493)			(851)		

<b>AFRICA</b>									
	<u>Kenya</u>			<u>Nigeria</u>			<u>South Africa</u>		
	<u>All†</u>	<u>Pent</u>	<u>Char</u>	<u>All†</u>	<u>Pent</u>	<u>Char</u>	<u>All†</u>	<u>Pent</u>	<u>Char</u>
Yes, applies	45	54	48	68	52	-	48	37	43
No, does not apply	53	45	51	32	47	-	47	59	54
Don't know/Refused	<u>2</u>	<u>1</u>	<u>1</u>	<u>*</u>	<u>*</u>	<u>-</u>	<u>5</u>	<u>4</u>	<u>2</u>
	100	100	100	100	99	-	100	100	99
	(587)			(394)			(634)		

<b>ASIA</b>									
	<u>India (localities)</u>			<u>Philippines</u>			<u>South Korea</u>		
	<u>All†</u>	<u>Pent</u>	<u>Char</u>	<u>All†</u>	<u>Pent</u>	<u>Char</u>	<u>All†</u>	<u>Pent</u>	<u>Char</u>
Yes, applies	17	16	18	46	67	54	76	72	79
No, does not apply	69	79	76	44	31	37	21	24	18
Don't know/Refused	<u>14</u>	<u>5</u>	<u>6</u>	<u>10</u>	<u>3</u>	<u>9</u>	<u>2</u>	<u>4</u>	<u>3</u>
	100	100	100	100	101	100	99	100	100
	(258)			(964)			(211)		

†Based on respondents who identified themselves as Christian in Q3.

**PEW FORUM: 10 NATION SURVEY OF RENEWALISTS (2006)**

**Q5. As I read from the list, please tell me which if any of the following descriptions apply to you. First, (insert item), does this apply to you, or not?**  
 b. Born-again [Catholic/Christian]

**UNITED STATES**

	All <sup>†</sup>	Pentecostals	Charismatics
Yes, applies	43	78	51
No, does not apply	55	21	45
Don't know/Refused	<u>3</u>	<u>1</u>	<u>4</u>
	101	100	100
	(n=594)		

**LATIN AMERICA**

	<u>Brazil</u>			<u>Chile</u>			<u>Guatemala</u>		
	All <sup>†</sup>	Pent	Char	All <sup>†</sup>	Pent	Char	All <sup>†</sup>	Pent	Char
Yes, applies	12	11	4	19	35	26	55	74	52
No, does not apply	82	88	94	75	61	69	44	26	48
Don't know/Refused	<u>6</u>	<u>2</u>	<u>2</u>	<u>6</u>	<u>4</u>	<u>5</u>	<u>1</u>	<u>*</u>	<u>*</u>
	100	101	100	100	100	100	100	100	100
	(553)			(493)			(851)		

**AFRICA**

	<u>Kenya</u>			<u>Nigeria</u>			<u>South Africa</u>		
	All <sup>†</sup>	Pent	Char	All <sup>†</sup>	Pent	Char	All <sup>†</sup>	Pent	Char
Yes, applies	61	84	66	74	68	-	31	63	37
No, does not apply	37	15	34	25	32	-	65	34	61
Don't know/Refused	<u>1</u>	<u>1</u>	<u>*</u>	<u>1</u>	<u>*</u>	<u>-</u>	<u>3</u>	<u>2</u>	<u>2</u>
	99	100	100	100	100	-	99	99	100
	(587)			(394)			(634)		

**ASIA**

	<u>India (localities)</u>			<u>Philippines</u>			<u>South Korea</u>		
	All <sup>†</sup>	Pent	Char	All <sup>†</sup>	Pent	Char	All <sup>†</sup>	Pent	Char
Yes, applies	8	32	26	25	85	39	24	47	59
No, does not apply	81	65	66	70	15	56	65	46	35
Don't know/Refused	<u>11</u>	<u>3</u>	<u>8</u>	<u>5</u>	<u>0</u>	<u>5</u>	<u>11</u>	<u>7</u>	<u>7</u>
	100	100	100	100	100	100	100	100	101
	(258)			(964)			(211)		

<sup>†</sup>Based on respondents who identified themselves as Christian in Q3.

**PEW FORUM: 10 NATION SURVEY OF RENEWALISTS (2006)**

**Q5. As I read from the list, please tell me which if any of the following descriptions apply to you. First, (insert item), does this apply to you, or not?**  
 c. Pentecostal [Catholic/Christian]

**UNITED STATES**

	All <sup>†</sup>	Pentecostals	Charismatics
Yes, applies	10	64	33
No, does not apply	85	34	60
Don't know/Refused	<u>6</u>	<u>2</u>	<u>7</u>
	101	100	100
	(n=594)		

**LATIN AMERICA**

	<u>Brazil</u>			<u>Chile</u>			<u>Guatemala</u>		
	All <sup>†</sup>	Pent	Char	All <sup>†</sup>	Pent	Char	All <sup>†</sup>	Pent	Char
Yes, applies	10	52	9	14	74	19	25	60	31
No, does not apply	85	47	89	80	24	76	74	38	68
Don't know/Refused	<u>6</u>	<u>1</u>	<u>2</u>	<u>6</u>	<u>3</u>	<u>6</u>	<u>2</u>	<u>2</u>	<u>1</u>
	100	100	100	100	101	101	101	100	100
	(553)			(493)			(851)		

**AFRICA**

	<u>Kenya</u>			<u>Nigeria</u>			<u>South Africa</u>		
	All <sup>†</sup>	Pent	Char	All <sup>†</sup>	Pent	Char	All <sup>†</sup>	Pent	Char
Yes, applies	36	70	55	35	92	-	18	44	46
No, does not apply	61	29	43	51	8	-	73	52	48
Don't know/Refused	<u>3</u>	<u>2</u>	<u>2</u>	<u>14</u>	<u>*</u>	<u>-</u>	<u>9</u>	<u>4</u>	<u>6</u>
	100	101	100	100	100	-	100	100	100
	(587)			(394)			(634)		

**ASIA**

	<u>India (localities)</u>			<u>Philippines</u>			<u>South Korea</u>		
	All <sup>†</sup>	Pent	Char	All <sup>†</sup>	Pent	Char	All <sup>†</sup>	Pent	Char
Yes, applies	8	80	58	13	69	28	12	85	34
No, does not apply	87	20	42	77	30	62	79	10	58
Don't know/Refused	<u>5</u>	<u>*</u>	<u>0</u>	<u>10</u>	<u>1</u>	<u>10</u>	<u>9</u>	<u>5</u>	<u>8</u>
	100	100	100	100	100	100	100	100	100
	(258)			(964)			(211)		

<sup>†</sup>Based on respondents who identified themselves as Christian in Q3.

**PEW FORUM: 10 NATION SURVEY OF RENEWALISTS (2006)**

**Q5. As I read from the list, please tell me which if any of the following descriptions apply to you. First, (insert item), does this apply to you, or not?**  
 d. Charismatic [Catholic/Christian]

**UNITED STATES**

	All <sup>†</sup>	Pentecostals	Charismatics
Yes, applies	11	30	37
No, does not apply	80	61	53
Don't know/Refused	<u>10</u>	<u>9</u>	<u>10</u>
	101	100	100
	(n=594)		

**LATIN AMERICA**

	<u>Brazil</u>			<u>Chile</u>			<u>Guatemala</u>		
	All <sup>†</sup>	Pent	Char	All <sup>†</sup>	Pent	Char	All <sup>†</sup>	Pent	Char
Yes, applies	40	12	91	13	4	41	24	4	45
No, does not apply	54	86	8	77	90	52	75	94	55
Don't know/Refused	<u>6</u>	<u>2</u>	<u>1</u>	<u>10</u>	<u>6</u>	<u>7</u>	<u>1</u>	<u>2</u>	<u>*</u>
	100	100	100	100	100	100	100	100	100
	(553)			(493)			(851)		

**AFRICA**

	<u>Kenya</u>			<u>Nigeria</u>			<u>South Africa</u>		
	All <sup>†</sup>	Pent	Char	All <sup>†</sup>	Pent	Char	All <sup>†</sup>	Pent	Char
Yes, applies	33	41	68	17	17	-	16	43	47
No, does not apply	65	57	31	68	82	-	72	50	44
Don't know/Refused	<u>2</u>	<u>2</u>	<u>1</u>	<u>15</u>	<u>1</u>	<u>-</u>	<u>12</u>	<u>7</u>	<u>9</u>
	100	100	100	100	100	-	100	100	100
	(587)			(394)			(634)		

**ASIA**

	<u>India (localities)</u>			<u>Philippines</u>			<u>South Korea</u>		
	All <sup>†</sup>	Pent	Char	All <sup>†</sup>	Pent	Char	All <sup>†</sup>	Pent	Char
Yes, applies	2	25	23	38	46	85	18	41	52
No, does not apply	91	71	67	57	53	14	71	50	42
Don't know/Refused	<u>8</u>	<u>4</u>	<u>10</u>	<u>5</u>	<u>2</u>	<u>1</u>	<u>11</u>	<u>9</u>	<u>6</u>
	101	100	100	100	101	100	100	100	100
	(258)			(964)			(211)		

<sup>†</sup>Based on respondents who identified themselves as Christian in Q3.



**PEW FORUM: 10 NATION SURVEY OF RENEWALISTS (2006)**

**Q6. How often do you (insert item)? Would you say every day, more than once a week, once a week, at least once a month, several times a year, less often or never?**

a. pray to God outside of religious services

**UNITED STATES**

	All	Pentecostals	Charismatics
Every day	64	79	74
More than once a week	10	10	11
Once a week	5	3	5
At least once a month	4	1	4
Several times a year	2	3	2
Less often	5	1	2
Never	9	3	2
Don't know/Refused	<u>1</u>	<u>0</u>	<u>*</u>
	100	100	100

**LATIN AMERICA**

	Brazil			Chile			Guatemala		
	All	Pent	Char	All	Pent	Char	All	Pent	Char
Every day	67	83	72	45	75	56	70	69	75
More than once a week	10	11	9	14	15	18	11	11	12
Once a week	7	4	6	10	6	8	6	4	5
At least once a month	4	*	5	7	1	6	2	2	1
Several times a year	2	*	2	5	1	4	2	1	1
Less often	5	2	4	7	1	5	3	3	2
Never	5	1	1	13	1	3	6	10	4
Don't know/Refused	<u>0</u>	<u>0</u>	<u>0</u>	<u>1</u>	<u>0</u>	<u>0</u>	<u>*</u>	<u>*</u>	<u>*</u>
	100	101	99	102	100	100	100	100	100

**AFRICA**

	Kenya			Nigeria			South Africa		
	All	Pent	Char	All	Pent	Char	All	Pent	Char
Every day	70	82	80	83	86	-	62	77	71
More than once a week	13	12	11	10	8	-	12	13	15
Once a week	7	5	6	2	3	-	9	3	6
At least once a month	4	2	1	1	1	-	3	2	2
Several times a year	2	0	1	1	1	-	3	1	1
Less often	3	1	1	2	2	-	6	1	3
Never	1	0	0	1	*	-	5	3	1
Don't know/Refused	<u>*</u>	<u>0</u>	<u>0</u>	<u>0</u>	<u>*</u>	<u>=</u>	<u>0</u>	<u>*</u>	<u>*</u>
	100	102	100	100	101	-	100	100	99

**ASIA**

	India (localities)			Philippines			South Korea		
	All	Pent	Char	All	Pent	Char	All	Pent	Char
Every day	37	67	55	77	93	80	11	34	34
More than once a week	5	7	12	11	5	12	8	32	28
Once a week	8	11	13	8	1	7	11	17	23
At least once a month	7	5	5	2	*	1	6	5	6
Several times a year	4	2	3	*	0	*	13	4	5
Less often	8	3	4	2	*	*	12	8	4
Never	31	4	8	0	*	0	39	1	1
Don't know/Refused	<u>0</u>	<u>0</u>	<u>0</u>	<u>*</u>	<u>*</u>	<u>0</u>	<u>0</u>	<u>0</u>	<u>0</u>
	100	99	100	100	99	100	100	101	101

**PEW FORUM: 10 NATION SURVEY OF RENEWALISTS (2006)**

**Q6. How often do you (insert item)? Would you say every day, more than once a week, once a week, at least once a month, several times a year, less often or never?**

b. speak or pray in tongues

**UNITED STATES**

	All <sup>†</sup>	Pentecostals	Charismatics
Every day	8	15	30
More than once a week	2	11	9
Once a week	4	7	11
At least once a month	2	9	6
Several times a year	2	2	6
Less often	5	6	3
Never	74	49	32
Don't know/Refused	4	1	3
	101	100	100
	(n=619)		

**LATIN AMERICA**

	Brazil			Chile			Guatemala		
	All <sup>†</sup>	Pent	Char	All <sup>†</sup>	Pent	Char	All <sup>†</sup>	Pent	Char
Every day	3	8	4	3	6	12	26	37	36
More than once a week	3	14	2	2	10	9	7	10	12
Once a week	2	7	2	3	9	9	4	6	5
At least once a month	2	7	1	3	15	8	2	3	3
Several times a year	1	8	3	1	9	22	1	4	2
Less often	3	5	3	2	5	1	3	4	2
Never	85	50	84	84	45	38	55	35	39
Don't know/Refused	1	1	1	2	1	1	1	1	1
	100	100	100	100	100	100	99	100	100
	(643)			(510)			(854)		

**AFRICA**

	Kenya			Nigeria			South Africa		
	All <sup>†</sup>	Pent	Char	All <sup>†</sup>	Pent	Char	All <sup>†</sup>	Pent	Char
Every day	6	10	7	2	11	-	4	12	9
More than once a week	7	14	9	5	18	-	3	15	5
Once a week	6	14	7	2	8	-	4	11	12
At least once a month	6	15	8	2	6	-	2	6	5
Several times a year	9	14	13	6	12	-	2	8	6
Less often	4	7	4	5	11	-	6	6	5
Never	61	27	53	76	32	-	76	41	57
Don't know/Refused	1	1	*	2	1	=	3	1	1
	100	102	101	100	99	-	100	100	100
	(642)			(649)			(720)		

**ASIA**

	India (localities)			Philippines			South Korea		
	All <sup>†</sup>	Pent	Char	All <sup>†</sup>	Pent	Char	All <sup>†</sup>	Pent	Char
Every day	3	29	32	5	12	7	2	23	9
More than once a week	2	6	10	3	13	6	1	14	14
Once a week	3	6	9	2	9	5	1	8	8
At least once a month	3	1	4	1	5	2	1	5	14
Several times a year	4	2	8	1	5	3	4	10	31
Less often	10	2	3	5	10	5	23	21	11
Never	75	54	34	77	45	65	67	18	12
Don't know/Refused	1	*	0	6	*	7	1	1	*
	101	100	100	100	99	100	100	100	99
	(725)			(995)			(346)		

<sup>†</sup>Based on respondents who identified themselves as belonging to a particular religion (Q3).

**PEW FORUM: 10 NATION SURVEY OF RENEWALISTS (2006)**

**Q6. How often do you (insert item)? Would you say every day, more than once a week, once a week, at least once a month, several times a year, less often or never?**

c. participate in prayer groups, Scripture study groups or religious education programs

**UNITED STATES**

	All	Pentecostals	Charismatics
Every day	3	6	4
More than once a week	12	21	14
Once a week	15	28	26
At least once a month	6	10	8
Several times a year	7	3	8
Less often	11	10	5
Never	45	23	32
Don't know/Refused	<u>1</u>	<u>0</u>	<u>1</u>
	100	101	198

**LATIN AMERICA**

	Brazil			Chile			Guatemala		
	All	Pent	Char	All	Pent	Char	All	Pent	Char
Every day	2	6	2	2	9	3	9	15	10
More than once a week	10	28	5	5	13	11	15	23	18
Once a week	8	25	8	9	34	14	17	26	21
At least once a month	3	5	5	4	9	8	7	7	8
Several times a year	1	2	3	3	7	6	4	5	6
Less often	7	6	7	6	10	8	5	4	5
Never	67	28	70	70	18	50	43	20	33
Don't know/Refused	<u>1</u>	<u>1</u>	<u>0</u>	<u>1</u>	<u>0</u>	<u>0</u>	<u>*</u>	<u>*</u>	<u>0</u>
	99	101	100	100	100	100	100	100	101

**AFRICA**

	Kenya			Nigeria			South Africa		
	All	Pent	Char	All	Pent	Char	All	Pent	Char
Every day	9	10	10	6	10	-	5	13	10
More than once a week	24	34	23	22	47	-	9	20	13
Once a week	31	38	37	20	18	-	21	29	23
At least once a month	7	8	7	14	6	-	6	7	9
Several times a year	4	1	6	6	3	-	3	2	2
Less often	9	3	8	7	5	-	10	8	11
Never	16	6	9	10	4	-	41	18	30
Don't know/Refused	<u>*</u>	<u>*</u>	<u>*</u>	<u>15</u>	<u>7</u>	<u>=</u>	<u>5</u>	<u>2</u>	<u>2</u>
	100	100	100	100	100	-	100	99	100

**ASIA**

	India (localities)			Philippines			South Korea		
	All	Pent	Char	All	Pent	Char	All	Pent	Char
Every day	7	24	20	4	11	2	1	10	13
More than once a week	9	21	22	8	34	9	6	31	26
Once a week	17	23	22	13	31	16	9	30	28
At least once a month	7	11	6	9	9	12	6	8	13
Several times a year	7	3	3	8	4	8	7	11	12
Less often	12	5	14	16	8	21	17	8	7
Never	41	13	12	43	4	32	54	2	1
Don't know/Refused	<u>0</u>	<u>0</u>	<u>0</u>	<u>*</u>	<u>0</u>	<u>0</u>	<u>0</u>	<u>1</u>	<u>0</u>
	100	100	99	101	101	100	100	101	100

**PEW FORUM: 10 NATION SURVEY OF RENEWALISTS (2006)**

**Q6. How often do you (insert item)? Would you say every day, more than once a week, once a week, at least once a month, several times a year, less often or never?**

d. listen to religious radio or watch religious television programs

**UNITED STATES**

	All	Pentecostals	Charismatics
Every day	13	36	24
More than once a week	10	17	14
Once a week	12	21	18
At least once a month	10	9	9
Several times a year	6	4	5
Less often	10	5	7
Never	39	8	22
Don't know/Refused	*	0	1
	100	100	100

**LATIN AMERICA**

	Brazil			Chile			Guatemala		
	All	Pent	Char	All	Pent	Char	All	Pent	Char
Every day	17	45	20	4	29	10	27	50	32
More than once a week	11	21	10	6	21	8	16	24	17
Once a week	10	12	12	9	14	14	12	9	14
At least once a month	5	4	7	7	15	9	7	4	7
Several times a year	2	1	3	6	5	7	5	4	4
Less often	8	6	9	9	4	11	7	3	8
Never	46	12	38	60	12	40	26	6	18
Don't know/Refused	*	0	0	1	0	0	*	0	0
	99	101	99	102	100	99	100	100	100

**AFRICA**

	Kenya			Nigeria			South Africa		
	All	Pent	Char	All	Pent	Char	All	Pent	Char
Every day	33	45	43	18	15	-	13	26	18
More than once a week	23	28	27	34	41	-	19	28	23
Once a week	22	19	17	21	21	-	31	22	31
At least once a month	7	4	6	15	8	-	7	10	5
Several times a year	3	2	4	6	3	-	3	4	4
Less often	7	1	1	4	3	-	8	4	6
Never	4	1	2	2	2	-	17	6	13
Don't know/Refused	0	0	0	1	7	=	3	1	1
	99	100	100	101	100	-	101	101	101

**ASIA**

	India (localities)			Philippines			South Korea		
	All	Pent	Char	All	Pent	Char	All	Pent	Char
Every day	16	25	26	11	23	12	4	17	22
More than once a week	14	10	12	10	17	9	5	26	22
Once a week	12	21	23	25	21	30	7	15	18
At least once a month	7	13	5	12	12	14	7	13	14
Several times a year	5	4	2	5	2	4	10	9	11
Less often	17	6	16	16	18	17	20	15	11
Never	29	21	15	22	7	14	48	5	1
Don't know/Refused	0	0	0	*	*	0	0	1	0
	100	100	99	101	100	100	101	101	99

**PEW FORUM: 10 NATION SURVEY OF RENEWALISTS (2006)**

**Q6. How often do you (insert item)? Would you say every day, more than once a week, once a week, at least once a month, several times a year, less often or never?**

e. share your faith with non-believers

**UNITED STATES**

	All	Pentecostals	Charismatics
Every day	10	23	15
More than once a week	7	18	14
Once a week	10	16	14
At least once a month	13	11	12
Several times a year	11	8	11
Less often	13	8	10
Never	31	13	19
Don't know/Refused	5	3	5
	100	100	100

**LATIN AMERICA**

	Brazil			Chile			Guatemala		
	All	Pent	Char	All	Pent	Char	All	Pent	Char
Every day	11	26	14	13	27	18	19	31	26
More than once a week	10	25	9	7	20	10	15	20	18
Once a week	7	17	7	7	12	11	14	21	16
At least once a month	6	9	6	9	14	12	10	10	9
Several times a year	7	7	9	12	14	15	7	6	7
Less often	13	9	13	15	7	19	9	4	8
Never	45	7	44	37	6	16	27	7	16
Don't know/Refused	1	*	0	2	0	0	1	*	*
	100	100	102	102	100	101	102	99	100

**AFRICA**

	Kenya			Nigeria			South Africa		
	All	Pent	Char	All	Pent	Char	All	Pent	Char
Every day	12	14	17	6	9	-	10	24	19
More than once a week	16	20	18	15	16	-	11	21	14
Once a week	20	25	21	11	16	-	10	13	11
At least once a month	14	19	20	18	15	-	9	12	9
Several times a year	7	7	9	17	14	-	10	10	12
Less often	14	8	9	18	17	-	15	10	16
Never	17	6	7	14	6	-	31	9	19
Don't know/Refused	1	0	0	1	7	=	4	1	2
	101	99	100	100	100	-	100	100	102

**ASIA**

	India (localities)			Philippines			South Korea		
	All	Pent	Char	All	Pent	Char	All	Pent	Char
Every day	3	15	15	5	18	5	3	12	14
More than once a week	4	10	7	6	23	4	5	22	15
Once a week	6	12	10	7	15	7	6	28	22
At least once a month	7	11	11	11	16	13	8	18	22
Several times a year	7	5	11	7	8	8	10	10	17
Less often	20	14	29	19	12	22	23	5	9
Never	53	33	17	46	10	41	45	3	*
Don't know/Refused	0	0	0	1	0	1	*	2	1
	100	100	100	102	102	101	100	100	100

**PEW FORUM: 10 NATION SURVEY OF RENEWALISTS (2006)**

**Q6. How often do you (insert item)? Would you say every day, more than once a week, once a week, at least once a month, several times a year, less often or never?**

f. read scripture outside of religious services

**UNITED STATES**

	All	Pentecostals	Charismatics
Every day	18	34	27
More than once a week	13	22	20
Once a week	11	17	12
At least once a month	10	9	8
Several times a year	10	4	8
Less often	12	7	8
Never	25	8	15
Don't know/Refused	<u>1</u>	<u>0</u>	<u>2</u>
	100	101	100

**LATIN AMERICA**

	Brazil			Chile			Guatemala		
	All	Pent	Char	All	Pent	Char	All	Pent	Char
Every day	16	51	13	10	44	21	22	41	27
More than once a week	11	21	9	9	21	13	19	26	19
Once a week	9	15	9	9	11	12	12	15	14
At least once a month	7	5	11	8	10	11	8	5	9
Several times a year	5	2	7	9	3	9	6	3	6
Less often	12	3	13	12	6	8	11	4	10
Never	40	5	38	44	5	26	23	6	13
Don't know/Refused	<u>1</u>	<u>0</u>	<u>0</u>	<u>1</u>	<u>*</u>	<u>0</u>	<u>*</u>	<u>0</u>	<u>*</u>
	101	102	100	102	100	100	101	100	98

**AFRICA**

	Kenya			Nigeria			South Africa		
	All	Pent	Char	All	Pent	Char	All	Pent	Char
Every day	39	51	40	27	42	-	21	39	31
More than once a week	21	27	26	25	26	-	12	25	17
Once a week	13	12	16	15	9	-	12	11	17
At least once a month	7	4	8	14	4	-	9	7	9
Several times a year	4	1	2	9	5	-	7	5	6
Less often	10	4	4	6	4	-	10	7	7
Never	7	2	4	4	3	-	25	5	12
Don't know/Refused	<u>*</u>	<u>0</u>	<u>0</u>	<u>1</u>	<u>7</u>	<u>=</u>	<u>4</u>	<u>1</u>	<u>1</u>
	101	101	100	101	100	-	100	100	100

**ASIA**

	India (localities)			Philippines			South Korea		
	All	Pent	Char	All	Pent	Char	All	Pent	Char
Every day	16	43	37	10	48	11	6	27	29
More than once a week	6	12	17	10	20	11	8	38	27
Once a week	7	9	10	13	14	18	8	12	20
At least once a month	7	5	2	12	5	12	7	7	12
Several times a year	5	4	6	7	3	7	7	9	8
Less often	13	9	15	17	6	17	16	6	4
Never	46	18	14	31	4	24	50	0	0
Don't know/Refused	<u>0</u>	<u>0</u>	<u>0</u>	<u>*</u>	<u>0</u>	<u>*</u>	<u>0</u>	<u>1</u>	<u>0</u>
	100	100	101	100	100	100	102	100	100

**PEW FORUM: 10 NATION SURVEY OF RENEWALISTS (2006)**

**Q6. How often do you (insert item)? Would you say every day, more than once a week, once a week, at least once a month, several times a year, less often or never?**

g. fast

**UNITED STATES**

	All	Pentecostals	Charismatics
Every day	2	0	2
More than once a week	2	4	5
Once a week	4	7	8
At least once a month	6	9	10
Several times a year	8	15	12
Less often	16	14	14
Never	59	46	43
Don't know/Refused	<u>4</u>	<u>5</u>	<u>6</u>
	101	100	100

**LATIN AMERICA**

	Brazil			Chile			Guatemala		
	All	Pent	Char	All	Pent	Char	All	Pent	Char
Every day	1	5	*	1	4	3	3	7	3
More than once a week	4	15	2	1	4	3	6	14	7
Once a week	4	12	2	2	8	3	11	20	15
At least once a month	4	14	2	4	18	9	9	13	10
Several times a year	3	10	3	5	17	7	9	13	11
Less often	9	8	9	7	19	13	9	10	10
Never	75	36	82	79	29	62	52	23	44
Don't know/Refused	<u>1</u>	<u>*</u>	<u>*</u>	<u>1</u>	<u>1</u>	<u>1</u>	<u>1</u>	<u>*</u>	<u>*</u>
	101	100	100	101	100	101	100	100	100

**AFRICA**

	Kenya			Nigeria			South Africa		
	All	Pent	Char	All	Pent	Char	All	Pent	Char
Every day	3	3	1	2	3	-	1	2	*
More than once a week	4	5	2	8	10	-	2	4	2
Once a week	7	9	5	15	12	-	4	7	5
At least once a month	16	23	19	24	25	-	7	15	11
Several times a year	22	28	30	37	27	-	7	17	6
Less often	15	15	21	11	14	-	12	18	13
Never	33	17	22	4	3	-	62	34	60
Don't know/Refused	<u>*</u>	<u>*</u>	<u>0</u>	<u>1</u>	<u>7</u>	<u>=</u>	<u>5</u>	<u>3</u>	<u>2</u>
	100	100	100	102	101	-	100	100	99

**ASIA**

	India (localities)			Philippines			South Korea		
	All	Pent	Char	All	Pent	Char	All	Pent	Char
Every day	1	4	6	*	1	1	*	1	*
More than once a week	7	9	10	1	4	1	*	2	2
Once a week	7	24	19	1	10	1	1	6	5
At least once a month	10	12	6	3	20	2	1	17	8
Several times a year	20	10	7	16	20	20	8	31	37
Less often	18	12	14	27	20	34	18	31	37
Never	37	28	38	50	25	40	72	12	11
Don't know/Refused	<u>0</u>	<u>0</u>	<u>0</u>	<u>1</u>	<u>*</u>	<u>*</u>	<u>*</u>	<u>1</u>	<u>1</u>
	100	99	100	99	100	99	100	101	101

**PEW FORUM: 10 NATION SURVEY OF RENEWALISTS (2006)**

**NO QUESTION 7a**

**Q7. Which, if any, of the following do you believe in? Do you believe (insert item)?**  
b. in Hell?

**UNITED STATES**

	All	Pentecostals	Charismatics
Yes	73	93	83
No	23	5	12
Don't know/Refused	<u>5</u>	<u>2</u>	<u>5</u>
	101	100	100

**LATIN AMERICA**

	<u>Brazil</u>			<u>Chile</u>			<u>Guatemala</u>		
	All	Pent	Char	All	Pent	Char	All	Pent	Char
Yes	57	86	57	57	89	70	78	92	79
No	41	14	41	38	10	29	20	8	20
Don't know/Refused	<u>1</u>	<u>0</u>	<u>2</u>	<u>5</u>	<u>1</u>	<u>1</u>	<u>2</u>	<u>0</u>	<u>2</u>
	99	100	100	100	100	100	100	100	101

**AFRICA**

	<u>Kenya</u>			<u>Nigeria</u>			<u>South Africa</u>		
	All	Pent	Char	All	Pent	Char	All	Pent	Char
Yes	89	96	94	93	93	-	63	79	71
No	10	3	5	6	6	-	30	18	24
Don't know/Refused	<u>1</u>	<u>*</u>	<u>1</u>	<u>1</u>	<u>*</u>	<u>-</u>	<u>7</u>	<u>3</u>	<u>5</u>
	100	99	100	100	99	-	100	100	100

**ASIA**

	<u>India (localities)</u>			<u>Philippines</u>			<u>South Korea</u>		
	All	Pent	Char	All	Pent	Char	All	Pent	Char
Yes	59	87	81	79	95	79	46	97	94
No	39	13	18	17	5	17	48	2	5
Don't know/Refused	<u>2</u>	<u>*</u>	<u>1</u>	<u>4</u>	<u>*</u>	<u>4</u>	<u>6</u>	<u>2</u>	<u>1</u>
	100	100	100	100	100	100	100	101	100



**PEW FORUM: 10 NATION SURVEY OF RENEWALISTS (2006)**

**Q7. Which, if any, of the following do you believe in? Do you believe (insert item)?**  
c. in Heaven?

**UNITED STATES**

	All	Pentecostals	Charismatics
Yes	85	98	94
No	12	2	4
Don't know/Refused	3	0	2
	100	100	100

**LATIN AMERICA**

	Brazil			Chile			Guatemala		
	All	Pent	Char	All	Pent	Char	All	Pent	Char
Yes	80	98	83	80	99	92	92	98	94
No	18	2	15	16	1	7	6	1	5
Don't know/Refused	2	0	3	4	*	1	2	*	1
	100	100	101	100	100	100	100	99	100

**AFRICA**

	Kenya			Nigeria			South Africa		
	All	Pent	Char	All	Pent	Char	All	Pent	Char
Yes	96	99	100	99	99	-	87	97	97
No	4	1	*	*	*	-	9	3	3
Don't know/Refused	*	0	0	*	*	=	4	*	1
	100	100	100	99	99	-	100	100	101

**ASIA**

	India (localities)			Philippines			South Korea		
	All	Pent	Char	All	Pent	Char	All	Pent	Char
Yes	63	91	86	94	99	95	47	97	97
No	35	8	13	6	1	4	46	2	3
Don't know/Refused	2	*	1	1	0	1	7	1	1
	100	99	100	101	100	100	100	100	101

**PEW FORUM: 10 NATION SURVEY OF RENEWALISTS (2006)**

**Q7. Which, if any, of the following do you believe in? Do you believe (insert item)?**

d. in the Rapture of the Church, that is, that before the world comes to an end, the religiously faithful will be saved and taken up to Heaven?

**UNITED STATES**

	All <sup>†</sup>	Pentecostals	Charismatics
Yes	63	90	69
No	26	7	21
Don't know/Refused	<u>11</u>	<u>3</u>	<u>10</u>
	100	100	100
	(n=594)		

**LATIN AMERICA**

	<u>Brazil</u>			<u>Chile</u>			<u>Guatemala</u>		
	All <sup>†</sup>	Pent	Char	All <sup>†</sup>	Pent	Char	All <sup>†</sup>	Pent	Char
Yes	56	93	48	61	95	72	81	96	83
No	37	7	43	29	3	19	14	3	13
Don't know/Refused	<u>7</u>	<u>*</u>	<u>9</u>	<u>11</u>	<u>2</u>	<u>9</u>	<u>5</u>	<u>2</u>	<u>4</u>
	100	100	100	101	100	100	100	101	100
	(553)			(493)			(851)		

**AFRICA**

	<u>Kenya</u>			<u>Nigeria</u>			<u>South Africa</u>		
	All <sup>†</sup>	Pent	Char	All <sup>†</sup>	Pent	Char	All <sup>†</sup>	Pent	Char
Yes	87	95	94	88	96	-	73	88	78
No	9	2	5	5	1	-	15	6	13
Don't know/Refused	<u>4</u>	<u>3</u>	<u>1</u>	<u>7</u>	<u>3</u>	<u>-</u>	<u>12</u>	<u>6</u>	<u>9</u>
	100	100	100	100	100	-	100	100	100
	(587)			(394)			(634)		

**ASIA**

	<u>India (localities)</u>			<u>Philippines</u>			<u>South Korea</u>		
	All <sup>†</sup>	Pent	Char	All <sup>†</sup>	Pent	Char	All <sup>†</sup>	Pent	Char
Yes	64	84	73	75	92	74	52	81	68
No	33	16	26	21	5	22	41	16	25
Don't know/Refused	<u>2</u>	<u>*</u>	<u>1</u>	<u>5</u>	<u>2</u>	<u>4</u>	<u>7</u>	<u>3</u>	<u>7</u>
	99	100	100	101	99	100	100	100	100
	(258)			(964)			(211)		

<sup>†</sup>Based on respondents who identified themselves as Christian in Q3.

**PEW FORUM: 10 NATION SURVEY OF RENEWALISTS (2006)**

**Q7. Which, if any, of the following do you believe in? Do you believe (insert item)?**  
e. in God?

<b>UNITED STATES</b>									
	All <sup>†</sup>	Pentecostals		Charismatics					
Yes	58	N/A		N/A					
No	29	N/A		N/A					
Don't know/Refused	13	N/A		N/A					
	100								
	(n=106)								

<b>LATIN AMERICA</b>										
	<u>Brazil</u>			<u>Chile</u>			<u>Guatemala</u>			
	All <sup>†</sup>	Pent	Char	All <sup>†</sup>	Pent	Char	All <sup>†</sup>	Pent	Char	
Yes	-	N/A	N/A	67	N/A	N/A	97	N/A	N/A	
No	-	N/A	N/A	24	N/A	N/A	3	N/A	N/A	
Don't know/Refused	-	N/A	N/A	9	N/A	N/A	0	N/A	N/A	
	-	100						100		
		(88)						(150)		

<b>AFRICA</b>										
	<u>Kenya</u>			<u>Nigeria</u>			<u>South Africa</u>			
	All <sup>†</sup>	Pent	Char	All <sup>†</sup>	Pent	Char	All <sup>†</sup>	Pent	Char	
Yes	-	N/A	N/A	-	N/A	N/A	-	N/A	N/A	
No	-	N/A	N/A	-	N/A	N/A	-	N/A	N/A	
Don't know/Refused	-	N/A	N/A	-	N/A	N/A	-	N/A	N/A	
	-									

<b>ASIA</b>										
	<u>India (localities)</u>			<u>Philippines</u>			<u>South Korea</u>			
	All <sup>†</sup>	Pent	Char	All <sup>†</sup>	Pent	Char	All <sup>†</sup>	Pent	Char	
Yes	-	N/A	N/A	-	N/A	N/A	29	N/A	N/A	
No	-	N/A	N/A	-	N/A	N/A	64	N/A	N/A	
Don't know/Refused	-	N/A	N/A	-	N/A	N/A	7	N/A	N/A	
	-							100		
								(254)		

<sup>†</sup>Asked only of respondents who identified themselves as belonging to no religion, not a believer, atheist or agnostic (Q3). In Brazil, Kenya, Nigeria, South Africa, India and the Philippines there are not enough cases for analysis.

**PEW FORUM: 10 NATION SURVEY OF RENEWALISTS (2006)**

**Q8. Have you always been (IF ANSWER GIVEN IN Q4, INSERT RELIGIOUS AFFILIATION FROM Q4; OTHERWISE, INSERT RELIGIOUS AFFILIATION FROM Q3)?**

<b>UNITED STATES</b>									
	<u>All<sup>†</sup></u>			<u>Pentecostals</u>			<u>Charismatics</u>		
Yes	71			57			71		
No	29			43			29		
Don't know/Refused	*			0			*		
	100			100			100		
	(n=619)								

<b>LATIN AMERICA</b>									
	<u>Brazil</u>			<u>Chile</u>			<u>Guatemala</u>		
	<u>All</u>	<u>Pent</u>	<u>Char</u>	<u>All</u>	<u>Pent</u>	<u>Char</u>	<u>All</u>	<u>Pent</u>	<u>Char</u>
Yes	73	38	90	81	61	86	74	51	81
No	26	62	10	18	39	14	26	49	19
Don't know/Refused	*	0	0	1	*	0	*	0	0
	99	100	100	100	100	100	100	100	100

<b>AFRICA</b>									
	<u>Kenya</u>			<u>Nigeria</u>			<u>South Africa</u>		
	<u>All</u>	<u>Pent</u>	<u>Char</u>	<u>All</u>	<u>Pent</u>	<u>Char</u>	<u>All</u>	<u>Pent</u>	<u>Char</u>
Yes	74	59	79	91	63	-	81	81	87
No	26	42	21	9	36	-	16	18	13
Don't know/Refused	*	0	0	1	1	=	3	1	0
	100	101	100	101	100	-	100	100	100

<b>ASIA</b>									
	<u>India (localities)</u>			<u>Philippines</u>			<u>South Korea</u>		
	<u>All</u>	<u>Pent</u>	<u>Char</u>	<u>All</u>	<u>Pent</u>	<u>Char</u>	<u>All</u>	<u>Pent</u>	<u>Char</u>
Yes	97	90	93	88	26	90	79	86	84
No	3	10	6	12	74	10	21	13	16
Don't know/Refused	*	*	1	0	0	0	0	1	0
	100	100	100	100	100	100	100	100	100

<sup>†</sup>US results based on respondents who identified themselves as belonging to a particular religion (Q3).

**PEW FORUM: 10 NATION SURVEY OF RENEWALISTS (2006)**

**Q8. Have you always been (IF ANSWER GIVEN IN Q4, INSERT RELIGIOUS AFFILIATION FROM Q4; OTHERWISE, INSERT RELIGIOUS AFFILIATION FROM Q3)?**

**(IF NO, ASK):**

**Q9. What were you before?**

Note: Response options to Q9 vary by country.

	<b>UNITED STATES</b>		
	<b>All<sup>†</sup></b>	<b>Pentecostals</b>	<b>Charismatics</b>
Yes, have always been (current religion)	71	57	71
No, have not always been (current religion)	29	43	29
<i>Formerly Protestant (include Baptist, Lutheran, Methodist, Presbyterian, Episcopalian, Pentecostal, Jehovah's Witness, Church of Christ, etc.)</i>	17	27	18
<i>Formerly Roman Catholic</i>	5	6	6
<i>Formerly Jewish</i>	0	1	0
<i>Formerly Mormon (include Church of Jesus Christ of Latter Day Saints)</i>	1	1	*
<i>Formerly Orthodox Church (Greek or Russian)</i>	0	0	0
<i>Formerly Islamic/Muslim</i>	0	0	*
<i>Formerly other religion</i>	2	3	1
<i>Formerly no religion, not a believer, atheist, agnostic</i>	3	3	3
<i>Don't know/refused</i>	1	1	1
Don't know/refused	*	0	*
	100	100	100
	(n=619)		

<sup>†</sup>US results based on respondents who identified themselves as belonging to a particular religion (Q3).

**SOUTH AMERICA**

	<b>BRAZIL</b>		
	<b>All</b>	<b>Pentecostals</b>	<b>Charismatics</b>
Yes, have always been (current religion)	73	38	90
No, have not always been (current religion)	26	62	10
<i>Formerly Roman Catholic</i>	18	45	2
<i>Formerly Evangelical or Protestant</i>	4	0	5
<i>Formerly Afro-Brazilian</i>	1	4	*
<i>Formerly Jehovah's Witness</i>	*	*	0
<i>Formerly Orthodox Church (Greek or Russian)</i>	0	0	0
<i>Formerly Muslim</i>	0	0	0
<i>Formerly Hindu</i>	0	0	0
<i>Formerly Buddhist</i>	0	*	0
<i>Formerly other religion</i>	0	2	*
<i>Formerly no religion, non-believer, atheist, agnostic</i>	3	11	2
<i>Don't know/refused</i>	*	*	*
Don't know/refused	*	0	0
	99	100	100

**PEW FORUM: 10 NATION SURVEY OF RENEWALISTS (2006)**

**Q8. Have you always been (IF ANSWER GIVEN IN Q4, INSERT RELIGIOUS AFFILIATION FROM Q4; OTHERWISE, INSERT RELIGIOUS AFFILIATION FROM Q3)?**

**(IF NO, ASK):**

**Q9. What were you before?**

Note: Response options to Q9 vary by country.

	<b>CHILE</b>		
	All	Pentecostals	Charismatics
Yes, have always been (current religion)	81	61	86
No, have not always been (current religion)	18	39	14
<i>Formerly Roman Catholic</i>	11	26	6
<i>Formerly Evangelical or Protestant</i>	2	0	1
<i>Formerly Jehovah's Witness</i>	1	0	1
<i>Formerly Orthodox</i>	0	0	0
<i>Formerly Mormon</i>	1	1	0
<i>Formerly Jewish</i>	0	0	0
<i>Formerly Muslim</i>	0	0	0
<i>Formerly Hindu</i>	0	0	0
<i>Formerly Buddhist</i>	0	0	0
<i>Formerly other religion</i>	*	*	0
<i>Formerly no religion, not a believer, atheist, agnostic</i>	2	11	3
<i>Don't know/refused</i>	2	1	3
Don't know/refused	<u>1</u>	<u>*</u>	<u>0</u>
	100	100	100

	<b>GUATEMALA</b>		
	All	Pentecostals	Charismatics
Yes, have always been (current religion)	74	51	81
No, have not always been (current religion)	26	49	19
<i>Formerly Roman Catholic</i>	15	35	9
<i>Formerly Evangelical or Protestant</i>	5	0	1
<i>Formerly Jehovah's Witness</i>	*	0	*
<i>Formerly Mormon</i>	1	1	1
<i>Formerly Mayan Traditional Religion</i>	0	0	0
<i>Formerly Jewish</i>	0	0	0
<i>Formerly Central American Misión (vol)</i>	*	*	*
<i>Formerly other religión</i>	0	0	7
<i>Formerly no religion, not a believer, atheist, agnostic</i>	5	13	0
<i>Don't know/refused</i>	*	*	0
Don't know/refused	<u>*</u>	<u>0</u>	<u>0</u>
	100	100	100

**PEW FORUM: 10 NATION SURVEY OF RENEWALISTS (2006)**

**Q8. Have you always been (IF ANSWER GIVEN IN Q4, INSERT RELIGIOUS AFFILIATION FROM Q4; OTHERWISE, INSERT RELIGIOUS AFFILIATION FROM Q3)?**

**(IF NO, ASK):**

**Q9. What were you before?**

Note: Response options to Q9 vary by country.

**AFRICA**

	<b>KENYA</b>		
	All	Pentecostals	Charismatics
Yes, have always been (current religion)	74	59	79
No, have not always been (current religion)	26	42	21
<i>Formerly Roman Catholic</i>	10	20	8
<i>Formerly Protestant</i>	8	12	9
<i>Formerly African Instituted Church</i>	3	4	3
<i>Formerly Muslim</i>	1	1	*
<i>Formerly Hindu</i>	0	0	0
<i>Formerly African Traditional Religion</i>	*	1	*
<i>Formerly other religion</i>	1	2	1
<i>Formerly no religion, not a believer, atheist, agnostic</i>	2	3	1
<i>Don't know/refused</i>	0	0	0
Don't know/Refused	*	0	0
	100	101	100

	<b>NIGERIA</b>		
	All	Pentecostals	Charismatics
Yes, have always been (current religion)	91	63	-
No, have not always been (current religion)	9	36	-
<i>Formerly Roman Catholic</i>	4	18	-
<i>Formerly Protestant</i>	*	0	-
<i>Formerly Muslim</i>	1	2	-
<i>Formerly African Independent or Aladura Church (AIC)</i>	0	3	-
<i>Formerly African Traditional Religion (ATR)</i>	*	1	-
<i>Formerly Jehovah's Witness</i>	*	*	-
<i>Formerly Brotherhood of the Cross and Star</i>	0	0	-
<i>Formerly other religion</i>	2	12	-
<i>Formerly no religion, not a believer, atheist, agnostic</i>	*	*	-
<i>Don't know/refused</i>	*	1	-
Don't know/refused	1	1	-
	101	100	-

**PEW FORUM: 10 NATION SURVEY OF RENEWALISTS (2006)**

**Q8. Have you always been (IF ANSWER GIVEN IN Q4, INSERT RELIGIOUS AFFILIATION FROM Q4; OTHERWISE, INSERT RELIGIOUS AFFILIATION FROM Q3)?**

**(IF NO, ASK):**

**Q9. What were you before?**

Note: Response options to Q9 vary by country.

	<b>SOUTH AFRICA</b>		
	All	Pentecostals	Charismatics
Yes, have always been (current religion)	81	81	87
No, have not always been (current religion)	16	18	13
<i>Formerly Roman Catholic</i>	3	5	3
<i>Formerly Protestant</i>	8	2	6
<i>Formerly Muslim</i>	*	0	0
<i>Formerly Hindu</i>	*	1	0
<i>Formerly African Independent Christian</i>	2	5	2
<i>Formerly African Traditional Religion</i>	1	1	1
<i>Formerly Jehovah's Witness</i>	*	*	*
<i>Formerly Jewish</i>	0	0	0
<i>Formerly other religion</i>	1	2	1
<i>Formerly no religion, not a believer, atheist or agnostic</i>	*	1	*
<i>Don't know/refused</i>	1	2	*
Don't know/refused	<u>3</u>	<u>1</u>	<u>0</u>
	100	100	100

**ASIA**

	<b>INDIA (localities)</b>		
	All	Pentecostals	Charismatics
Yes, have always been (current religion)	97	90	93
No, have not always been (current religion)	3	10	6
<i>Formerly Hindu</i>	1	7	6
<i>Formerly Muslim</i>	0	0	0
<i>Formerly Catholic Christian</i>	*	2	1
<i>Formerly Protestant Christian</i>	0	0	0
<i>Formerly Syrian Orthodox Christian</i>	0	0	0
<i>Formerly Jain</i>	0	0	0
<i>Formerly Sikh</i>	0	0	0
<i>Formerly Buddhist</i>	0	0	0
<i>Formerly other religion</i>	0	*	0
<i>Formerly Traditional tribal</i>	0	*	0
<i>Formerly no religion, not a believer, atheist, agnostic</i>	0	0	0
<i>Don't know/refused</i>	2	0	0
Don't know/refused	<u>*</u>	<u>*</u>	<u>1</u>
	100	100	100



**PEW FORUM: 10 NATION SURVEY OF RENEWALISTS (2006)**

**Q8. Have you always been (IF ANSWER GIVEN IN Q4, INSERT RELIGIOUS AFFILIATION FROM Q4; OTHERWISE, INSERT RELIGIOUS AFFILIATION FROM Q3)?**

**(IF NO, ASK):**

**Q9. What were you before?**

Note: Response options to Q9 vary by country.

	<b>PHILIPPINES</b>		
	All	Pentecostals	Charismatics
Yes, have always been (current religion)	88	26	90
No, have not always been (current religion)	12	74	10
<i>Formerly Roman Catholic</i>	8	66	6
<i>Formerly Protestant</i>	1	0	*
<i>Formerly Iglesia ni Cristo</i>	1	1	1
<i>Formerly Jehovah's Witness</i>	0	*	0
<i>Formerly Mormon</i>	*	0	0
<i>Formerly Islam/Muslim</i>	0	0	0
<i>Formerly Aglipayan Church</i>	1	2	1
<i>Formerly other Christian group/religion</i>	1	3	2
<i>Formerly other non-Christian group/religion</i>	*	*	1
<i>Formerly no religion, not a believer, atheist, agnostic</i>	0	1	0
<i>Don't know/refused</i>	0	0	0
Don't know/refused	0	0	0
	100	100	100

	<b>SOUTH KOREA</b>		
	All	Pentecostals	Charismatics
Yes, have always been (current religion)	79	86	84
No, have not always been (current religion)	21	13	16
<i>Formerly Catholic Christian</i>	3	0	2
<i>Formerly Protestant Christian</i>	11	0	1
<i>Formerly Buddhist</i>	3	6	6
<i>Formerly Confucianist</i>	*	0	1
<i>Formerly Jehovah's Witness</i>	*	0	*
<i>Formerly Mormon</i>	0	0	0
<i>Formerly other religion</i>	*	0	0
<i>Formerly no religion, not a believer, atheist, agnostic</i>	3	7	6
<i>Don't know/refused</i>	1	0	0
Don't know/refused	0	1	0
	100	100	100

**PEW FORUM: 10 NATION SURVEY OF RENEWALISTS (2006)**

**Q8. Have you always been (IF ANSWER GIVEN IN Q4, INSERT RELIGIOUS AFFILIATION FROM Q4; OTHERWISE, INSERT RELIGIOUS AFFILIATION FROM Q3)?**

**(IF NO, ASK):**

**Q10. How old were you when you changed your religion to your present religion?**

	UNITED STATES		
	All†	Pentecostals	Charismatics
Yes, always been current religion	71	57	71
No, not always current religion	29	43	29
<i>Converted between 1-17</i>	6	10	8
<i>Converted between 18-25</i>	9	14	7
<i>Converted between 26-35</i>	6	8	9
<i>Converted age 36+</i>	7	10	3
<i>Don't know/refused</i>	2	2	2
Don't know/Refused	*	0	*
	100	100	100

(n=619)

†US results based on respondents who identified themselves as belonging to a particular religion (Q3).

	LATIN AMERICA								
	Brazil			Chile			Guatemala		
	All	Pent	Char	All	Pent	Char	All	Pent	Char
Yes, always been current religion	73	38	90	81	61	86	74	51	81
No, not always current religion	26	62	10	18	39	14	26	49	19
<i>Converted between 1-17</i>	9	13	5	6	7	3	9	13	6
<i>Converted between 18-25</i>	7	18	3	5	11	4	9	17	6
<i>Converted between 26-35</i>	7	20	1	2	12	1	3	10	2
<i>Converted age 36+</i>	2	10	1	3	8	3	4	8	5
<i>Don't know/refused</i>	1	1	1	2	1	3	1	1	*
Don't know/Refused	*	0	0	1	*	0	*	0	0
	99	100	100	100	100	100	100	100	100

	AFRICA								
	Kenya			Nigeria			South Africa		
	All	Pent	Char	All	Pent	Char	All	Pent	Char
Yes, always been current religion	74	59	79	91	63	-	81	81	87
No, not always current religion	26	42	21	9	36	-	16	18	13
<i>Converted between 1-17</i>	6	6	5	1	7	-	4	4	4
<i>Converted between 18-25</i>	10	18	9	4	14	-	5	7	5
<i>Converted between 26-35</i>	6	10	4	2	8	-	2	4	1
<i>Converted age 36+</i>	3	7	3	1	4	-	3	4	3
<i>Don't know/refused</i>	1	*	1	2	4	-	1	*	1
Don't know/Refused	*	0	0	1	1	=	3	1	0
	100	101	100	101	100	-	100	100	100

	ASIA								
	India (localities)			Philippines			South Korea		
	All	Pent	Char	All	Pent	Char	All	Pent	Char
Yes, always been current religion	97	90	93	88	26	90	79	86	84
No, not always current religion	3	10	6	12	74	10	21	13	16
<i>Converted between 1-17</i>	*	3	2	4	24	3	6	1	2
<i>Converted between 18-25</i>	*	3	2	4	20	3	6	3	3
<i>Converted between 26-35</i>	0	2	1	1	11	1	5	6	7
<i>Converted age 36+</i>	*	2	1	3	19	3	3	3	4
<i>Don't know/refused</i>	2	0	0	0	0	0	1	0	0
Don't know/Refused	*	*	1	0	0	0	0	1	0
	100	100	100	100	100	100	100	100	100

**PEW FORUM: 10 NATION SURVEY OF RENEWALISTS (2006)**

**Q11/Q12. Aside from weddings and funerals how often do you attend religious services... more than once a week, once a week, once or twice a month, a few times a year, seldom, or never?**

UNITED STATES									
	All			Pentecostals			Charismatics		
More than once a week	16			33			24		
Once a week	28			32			39		
Once or twice a month	14			15			15		
A few times a year	18			7			10		
Seldom	13			11			7		
Never	11			2			4		
Don't know/Refused	*			0			1		
	100			100			100		

LATIN AMERICA									
	Brazil			Chile			Guatemala		
	All	Pent	Char	All	Pent	Char	All	Pent	Char
More than once a week	15	54	8	9	47	19	27	58	34
Once a week	23	32	24	20	32	24	37	29	43
Once or twice a month	14	7	22	17	12	19	10	7	10
A few times a year	11	1	16	19	4	21	8	4	8
Seldom	25	5	25	14	3	12	12	3	4
Never	11	1	5	18	1	5	7	0	1
Don't know/Refused	*	0	0	3	1	1	0	0	0
	99	100	100	100	100	101	101	101	100

AFRICA									
	Kenya			Nigeria			South Africa		
	All	Pent	Char	All	Pent	Char	All	Pent	Char
More than once a week	33	50	36	55	64	-	17	37	22
Once a week	47	42	53	21	19	-	38	38	49
Once or twice a month	9	7	8	5	9	-	13	9	17
A few times a year	4	1	1	10	6	-	11	11	7
Seldom	4	0	1	5	1	-	9	4	5
Never	2	0	0	5	*	-	11	1	1
Don't know/Refused	1	0	1	0	1	-	1	*	0
	100	100	100	101	100	-	100	100	101

ASIA									
	India (localities)			Philippines			South Korea		
	All	Pent	Char	All	Pent	Char	All	Pent	Char
More than once a week	13	22	14	14	41	16	11	52	48
Once a week	23	38	38	48	49	49	17	27	30
Once or twice a month	13	15	6	19	6	16	5	8	9
A few times a year	15	9	10	5	1	4	11	11	9
Seldom	22	15	28	13	2	13	15	2	3
Never	15	1	4	1	*	2	41	0	*
Don't know/Refused	0	0	0	*	0	*	0	0	0
	101	100	100	100	99	100	100	100	99

Note: Muslims were asked the following question: On average, how often do you attend the mosque for salah and Jum'ah Prayer? More than once a week, once a week for Jum'ah, once or twice a month, a few times a year, seldom, or never?

**PEW FORUM: 10 NATION SURVEY OF RENEWALISTS (2006)**

**Q13. When you attend religious services, how often do they include people speaking in tongues, prophesying, praying for miraculous or divine healings, or displaying physical signs of the spirit such as laughing and shaking? Would you say always, frequently, occasionally, or never?†**

<b>UNITED STATES</b>									
	<u>All</u>			<u>Pentecostals</u>			<u>Charismatics</u>		
Always	8			29			17		
Frequently	8			22			14		
Occasionally	13			24			19		
Never	68			25			44		
Don't know/Refused	<u>3</u>			<u>1</u>			<u>6</u>		
	100			101			100		
	(n=564)			(117)			(403)		

<b>LATIN AMERICA</b>									
	<u>Brazil</u>			<u>Chile</u>			<u>Guatemala</u>		
	<u>All</u>	<u>Pent</u>	<u>Char</u>	<u>All</u>	<u>Pent</u>	<u>Char</u>	<u>All</u>	<u>Pent</u>	<u>Char</u>
Always	14	36	10	5	28	9	22	54	20
Frequently	9	31	7	11	44	16	16	25	18
Occasionally	19	24	17	23	25	25	18	17	20
Never	55	8	63	60	3	45	43	3	41
Don't know/Refused	<u>3</u>	<u>1</u>	<u>3</u>	<u>1</u>	*	<u>5</u>	<u>1</u>	*	<u>1</u>
	100	100	100	100	100	100	100	99	100
	(510)	(311)	(314)	(443)	(271)	(269)	(846)	(410)	(483)

<b>AFRICA</b>									
	<u>Kenya</u>			<u>Nigeria</u>			<u>South Africa</u>		
	<u>All</u>	<u>Pent</u>	<u>Char</u>	<u>All</u>	<u>Pent</u>	<u>Char</u>	<u>All</u>	<u>Pent</u>	<u>Char</u>
Always	8	21	7	22	24	-	15	37	15
Frequently	29	50	23	25	34	-	16	28	19
Occasionally	26	23	34	35	37	-	22	24	24
Never	35	4	35	15	3	-	43	10	39
Don't know/Refused	<u>2</u>	<u>2</u>	<u>1</u>	<u>4</u>	<u>2</u>	-	<u>3</u>	<u>2</u>	<u>3</u>
	100	100	100	101	100	-	99	101	100
	(579)	(403)	(304)	(389)	(479)		(607)	(253)	(340)

<b>ASIA</b>									
	<u>India (localities)</u>			<u>Philippines</u>			<u>South Korea</u>		
	<u>All</u>	<u>Pent</u>	<u>Char</u>	<u>All</u>	<u>Pent</u>	<u>Char</u>	<u>All</u>	<u>Pent</u>	<u>Char</u>
Always	3	13	7	6	17	7	3	21	11
Frequently	15	35	23	10	25	14	8	22	20
Occasionally	35	40	43	28	41	33	41	41	51
Never	44	11	23	54	17	47	47	16	16
Don't know/Refused	<u>4</u>	<u>1</u>	<u>5</u>	<u>1</u>	<u>0</u>	*	<u>1</u>	<u>0</u>	<u>2</u>
	101	100	101	99	100	101	100	100	100
	(231)	(406)	(120)	(956)	(308)	(428)	(205)	(131)	(332)

†Based on respondents who identified themselves as Christian and who attend religious services more than never (Q3, Q11).

**PEW FORUM: 10 NATION SURVEY OF RENEWALISTS (2006)**

**Q14. Have you ever (insert item)?**

a. experienced or witnessed a divine healing of an illness or injury?

**UNITED STATES**

	All	Pentecostals	Charismatics
Yes	29	62	46
No	70	38	52
Don't know/Refused	<u>1</u>	<u>0</u>	<u>2</u>
	100	100	100

**LATIN AMERICA**

	<u>Brazil</u>			<u>Chile</u>			<u>Guatemala</u>		
	All	Pent	Char	All	Pent	Char	All	Pent	Char
Yes	38	77	31	26	77	37	56	79	63
No	62	23	68	73	23	62	44	21	37
Don't know/Refused	<u>1</u>	<u>0</u>	<u>1</u>	<u>1</u>	<u>0</u>	<u>1</u>	<u>*</u>	<u>0</u>	<u>0</u>
	101	100	100	100	100	100	100	100	100

**AFRICA**

	<u>Kenya</u>			<u>Nigeria</u>			<u>South Africa</u>		
	All	Pent	Char	All	Pent	Char	All	Pent	Char
Yes	71	87	78	62	79	-	38	73	47
No	29	12	22	37	17	-	61	27	53
Don't know/Refused	<u>*</u>	<u>1</u>	<u>0</u>	<u>1</u>	<u>5</u>	<u>=</u>	<u>1</u>	<u>0</u>	<u>*</u>
	100	100	100	100	101	-	100	100	100

**ASIA**

	<u>India (localities)</u>			<u>Philippines</u>			<u>South Korea</u>		
	All	Pent	Char	All	Pent	Char	All	Pent	Char
Yes	44	74	61	38	72	44	10	56	61
No	55	26	38	62	28	56	88	43	37
Don't know/Refused	<u>1</u>	<u>*</u>	<u>1</u>	<u>*</u>	<u>0</u>	<u>0</u>	<u>2</u>	<u>1</u>	<u>2</u>
	100	100	100	100	100	100	100	100	100

**PEW FORUM: 10 NATION SURVEY OF RENEWALISTS (2006)**

**Q14. Have you ever (insert item)?**  
b. given or interpreted prophecy?

**UNITED STATES**

	All	Pentecostals	Charismatics
Yes	13	27	20
No	84	71	74
Don't know/Refused	<u>3</u>	<u>2</u>	<u>6</u>
	100	100	100

**LATIN AMERICA**

	<u>Brazil</u>			<u>Chile</u>			<u>Guatemala</u>		
	All	Pent	Char	All	Pent	Char	All	Pent	Char
Yes	10	30	6	7	36	13	20	38	26
No	89	68	94	92	63	85	79	62	74
Don't know/Refused	<u>1</u>	<u>1</u>	<u>*</u>	<u>1</u>	<u>1</u>	<u>3</u>	<u>1</u>	<u>0</u>	<u>1</u>
	100	99	100	100	100	101	100	100	101

**AFRICA**

	<u>Kenya</u>			<u>Nigeria</u>			<u>South Africa</u>		
	All	Pent	Char	All	Pent	Char	All	Pent	Char
Yes	22	28	21	30	44	-	27	55	35
No	76	67	79	68	55	-	71	44	64
Don't know/Refused	<u>3</u>	<u>5</u>	<u>*</u>	<u>2</u>	<u>1</u>	<u>=</u>	<u>2</u>	<u>1</u>	<u>1</u>
	101	100	100	100	100	-	100	100	100

**ASIA**

	<u>India (localities)</u>			<u>Philippines</u>			<u>South Korea</u>		
	All	Pent	Char	All	Pent	Char	All	Pent	Char
Yes	24	41	32	10	29	13	6	43	44
No	75	59	65	89	71	86	92	56	53
Don't know/Refused	<u>1</u>	<u>*</u>	<u>3</u>	<u>1</u>	<u>0</u>	<u>*</u>	<u>2</u>	<u>1</u>	<u>4</u>
	100	100	100	100	100	99	100	100	101

**PEW FORUM: 10 NATION SURVEY OF RENEWALISTS (2006)**

**Q14. Have you ever (insert item)?**

c. received a definite answer to a specific prayer request?

<b>UNITED STATES</b>									
	<u>All</u>			<u>Pentecostals</u>			<u>Charismatics</u>		
Yes	55			77			63		
No	42			23			34		
Don't know/Refused	<u>3</u>			<u>0</u>			<u>3</u>		
	100			100			100		

<b>LATIN AMERICA</b>									
	<u>Brazil</u>			<u>Chile</u>			<u>Guatemala</u>		
	<u>All</u>	<u>Pent</u>	<u>Char</u>	<u>All</u>	<u>Pent</u>	<u>Char</u>	<u>All</u>	<u>Pent</u>	<u>Char</u>
Yes	67	95	68	50	88	62	74	92	78
No	33	5	32	48	12	36	25	9	21
Don't know/Refused	<u>*</u>	<u>*</u>	<u>1</u>	<u>2</u>	<u>*</u>	<u>1</u>	<u>1</u>	<u>0</u>	<u>1</u>
	100	100	101	100	100	99	100	101	100

<b>AFRICA</b>									
	<u>Kenya</u>			<u>Nigeria</u>			<u>South Africa</u>		
	<u>All</u>	<u>Pent</u>	<u>Char</u>	<u>All</u>	<u>Pent</u>	<u>Char</u>	<u>All</u>	<u>Pent</u>	<u>Char</u>
Yes	85	94	87	82	92	-	56	84	71
No	13	6	13	17	8	-	42	15	29
Don't know/Refused	<u>2</u>	<u>*</u>	<u>1</u>	<u>2</u>	<u>1</u>	<u>=</u>	<u>2</u>	<u>1</u>	<u>*</u>
	100	100	101	101	101	-	100	100	100

<b>ASIA</b>									
	<u>India (localities)</u>			<u>Philippines</u>			<u>South Korea</u>		
	<u>All</u>	<u>Pent</u>	<u>Char</u>	<u>All</u>	<u>Pent</u>	<u>Char</u>	<u>All</u>	<u>Pent</u>	<u>Char</u>
Yes	65	67	76	64	91	72	13	63	70
No	34	32	23	35	9	28	85	34	28
Don't know/Refused	<u>1</u>	<u>1</u>	<u>1</u>	<u>1</u>	<u>0</u>	<u>*</u>	<u>2</u>	<u>4</u>	<u>2</u>
	100	100	100	100	100	100	100	101	100

**PEW FORUM: 10 NATION SURVEY OF RENEWALISTS (2006)**

**Q14. Have you ever (insert item)?**  
d. received a direct revelation from God?

**UNITED STATES**

	All	Pentecostals	Charismatics
Yes	26	54	39
No	68	40	56
Don't know/Refused	<u>6</u>	<u>6</u>	<u>5</u>
	100	100	100

**LATIN AMERICA**

	<u>Brazil</u>			<u>Chile</u>			<u>Guatemala</u>		
	All	Pent	Char	All	Pent	Char	All	Pent	Char
Yes	35	64	28	22	55	29	39	59	39
No	64	34	71	76	44	70	60	40	60
Don't know/Refused	<u>1</u>	<u>2</u>	<u>1</u>	<u>2</u>	<u>1</u>	<u>1</u>	<u>1</u>	<u>1</u>	<u>*</u>
	100	100	100	100	100	100	100	100	99

**AFRICA**

	<u>Kenya</u>			<u>Nigeria</u>			<u>South Africa</u>		
	All	Pent	Char	All	Pent	Char	All	Pent	Char
Yes	39	57	43	41	64	-	33	64	41
No	58	40	55	56	36	-	63	35	57
Don't know/Refused	<u>3</u>	<u>3</u>	<u>2</u>	<u>2</u>	<u>1</u>	<u>=</u>	<u>4</u>	<u>1</u>	<u>2</u>
	100	100	100	99	101	-	100	100	100

**ASIA**

	<u>India (localities)</u>			<u>Philippines</u>			<u>South Korea</u>		
	All	Pent	Char	All	Pent	Char	All	Pent	Char
Yes	17	31	18	27	58	35	3	20	25
No	82	69	81	72	41	64	95	76	72
Don't know/Refused	<u>1</u>	<u>*</u>	<u>1</u>	<u>1</u>	<u>1</u>	<u>1</u>	<u>2</u>	<u>4</u>	<u>3</u>
	100	100	100	100	100	100	100	100	100



**PEW FORUM: 10 NATION SURVEY OF RENEWALISTS (2006)**

**Q14. Have you ever (insert item)?**

e. experienced or witnessed the devil or evil spirits being driven out of a person?

**UNITED STATES**

	All	Pentecostals	Charismatics
Yes	11	34	22
No	88	64	76
Don't know/Refused	<u>1</u>	<u>2</u>	<u>2</u>
	100	100	100

**LATIN AMERICA**

	<u>Brazil</u>			<u>Chile</u>			<u>Guatemala</u>		
	All	Pent	Char	All	Pent	Char	All	Pent	Char
Yes	34	80	30	13	62	20	38	62	41
No	65	20	70	86	38	79	62	38	59
Don't know/Refused	<u>1</u>	<u>0</u>	<u>*</u>	<u>1</u>	<u>0</u>	<u>1</u>	<u>*</u>	<u>1</u>	<u>*</u>
	100	100	100	100	100	100	100	101	100

**AFRICA**

	<u>Kenya</u>			<u>Nigeria</u>			<u>South Africa</u>		
	All	Pent	Char	All	Pent	Char	All	Pent	Char
Yes	61	86	67	57	75	-	33	60	40
No	38	14	32	41	24	-	65	40	58
Don't know/Refused	<u>1</u>	<u>*</u>	<u>1</u>	<u>2</u>	<u>1</u>	<u>=</u>	<u>2</u>	<u>*</u>	<u>1</u>
	100	100	100	100	100	-	100	100	99

**ASIA**

	<u>India (localities)</u>			<u>Philippines</u>			<u>South Korea</u>		
	All	Pent	Char	All	Pent	Char	All	Pent	Char
Yes	21	41	47	28	52	29	6	30	35
No	76	58	52	72	48	71	92	66	61
Don't know/Refused	<u>3</u>	<u>1</u>	<u>1</u>	<u>*</u>	<u>*</u>	<u>*</u>	<u>2</u>	<u>5</u>	<u>4</u>
	100	100	100	100	100	100	100	101	100

**PEW FORUM: 10 NATION SURVEY OF RENEWALISTS (2006)**

QUESTIONS 15 AND 16 HELD FOR FUTURE RELEASE

**Q17. Now I am going to read you a series of statements on some different topics. For each one, please tell me if you completely agree with it, mostly agree with it, mostly disagree with it, or completely disagree with it. The first one is (insert item). Do you completely agree, mostly agree, mostly disagree, or completely disagree?**

a. There are clear guidelines about what's good or evil that apply to everyone regardless of their situation.

**UNITED STATES**

	All	Pentecostals	Charismatics
Completely agree	44	64	50
Mostly agree	35	28	32
Mostly disagree	9	5	8
Completely disagree	8	1	5
Don't know/Refused	4	3	5
	100	101	100

**LATIN AMERICA**

	Brazil			Chile			Guatemala		
	All	Pent	Char	All	Pent	Char	All	Pent	Char
Completely agree	54	58	56	43	73	47	65	72	69
Mostly agree	28	29	26	27	24	37	26	25	23
Mostly disagree	9	6	11	14	2	8	4	2	3
Completely disagree	5	4	5	10	1	4	4	2	4
Don't know/Refused	4	3	2	6	1	4	1	*	1
	100	100	100	100	101	100	100	101	100

**AFRICA**

	Kenya			Nigeria			South Africa		
	All	Pent	Char	All	Pent	Char	All	Pent	Char
Completely agree	63	71	70	65	64	-	50	70	53
Mostly agree	31	24	24	30	30	-	41	27	39
Mostly disagree	3	2	3	3	3	-	3	1	4
Completely disagree	2	2	3	*	1	-	3	*	3
Don't know/Refused	2	1	0	3	3	-	3	2	1
	101	100	100	101	101	-	100	100	100

**ASIA**

	India (localities)			Philippines			South Korea		
	All	Pent	Char	All	Pent	Char	All	Pent	Char
Completely agree	49	72	68	51	69	56	9	44	37
Mostly agree	31	25	26	37	23	31	52	50	57
Mostly disagree	10	*	2	6	4	7	27	2	4
Completely disagree	6	2	4	5	3	6	7	2	1
Don't know/Refused	4	1	0	1	1	1	6	3	1
	100	100	100	100	100	101	101	101	100

**PEW FORUM: 10 NATION SURVEY OF RENEWALISTS (2006)**

**Q17. Now I am going to read you a series of statements on some different topics. For each one, please tell me if you completely agree with it, mostly agree with it, mostly disagree with it, or completely disagree with it. The first one is (insert item). Do you completely agree, mostly agree, mostly disagree, or completely disagree?**

b. Miracles still occur today as in ancient times.

**UNITED STATES**

	All	Pentecostals	Charismatics
Completely agree	39	63	55
Mostly agree	34	28	30
Mostly disagree	9	3	6
Completely disagree	13	3	5
Don't know/Refused	<u>5</u>	<u>2</u>	<u>4</u>
	100	99	100

**LATIN AMERICA**

	Brazil			Chile			Guatemala		
	All	Pent	Char	All	Pent	Char	All	Pent	Char
Completely agree	34	55	32	51	80	61	63	74	67
Mostly agree	27	26	30	26	16	26	21	20	21
Mostly disagree	14	14	18	8	3	8	6	5	5
Completely disagree	23	5	18	11	1	5	9	2	7
Don't know/Refused	<u>1</u>	<u>0</u>	<u>1</u>	<u>4</u>	<u>*</u>	<u>1</u>	<u>1</u>	<u>*</u>	<u>1</u>
	99	100	99	100	100	101	100	101	101

**AFRICA**

	Kenya			Nigeria			South Africa		
	All	Pent	Char	All	Pent	Char	All	Pent	Char
Completely agree	51	63	59	59	81	-	40	62	50
Mostly agree	23	22	22	27	17	-	30	23	28
Mostly disagree	13	9	9	5	*	-	11	8	9
Completely disagree	11	5	9	4	1	-	13	4	11
Don't know/Refused	<u>3</u>	<u>*</u>	<u>1</u>	<u>5</u>	<u>*</u>	<u>-</u>	<u>7</u>	<u>3</u>	<u>2</u>
	101	99	100	100	99	-	101	100	100

**ASIA**

	India (localities)			Philippines			South Korea		
	All	Pent	Char	All	Pent	Char	All	Pent	Char
Completely agree	35	67	61	32	62	34	10	59	49
Mostly agree	26	25	20	34	21	31	42	37	43
Mostly disagree	16	7	10	18	11	20	32	2	7
Completely disagree	20	1	9	15	5	15	10	0	*
Don't know/Refused	<u>3</u>	<u>0</u>	<u>1</u>	<u>1</u>	<u>1</u>	<u>*</u>	<u>7</u>	<u>2</u>	<u>1</u>
	100	100	101	100	100	100	101	100	100

**PEW FORUM: 10 NATION SURVEY OF RENEWALISTS (2006)**

**Q17. Now I am going to read you a series of statements on some different topics. For each one, please tell me if you completely agree with it, mostly agree with it, mostly disagree with it, or completely disagree with it. The first one is (insert item). Do you completely agree, mostly agree, mostly disagree, or completely disagree?**

c. Angels and demons are active in the world.

**UNITED STATES**

	All	Pentecostals	Charismatics
Completely agree	41	71	58
Mostly agree	30	23	26
Mostly disagree	10	2	7
Completely disagree	13	3	4
Don't know/Refused	<u>6</u>	<u>1</u>	<u>5</u>
	100	100	100

**LATIN AMERICA**

	Brazil			Chile			Guatemala		
	All	Pent	Char	All	Pent	Char	All	Pent	Char
Completely agree	58	81	57	54	84	60	74	79	77
Mostly agree	21	15	22	24	11	28	17	16	15
Mostly disagree	6	2	7	5	2	4	3	4	3
Completely disagree	12	2	11	10	1	4	4	1	4
Don't know/Refused	<u>3</u>	<u>*</u>	<u>2</u>	<u>7</u>	<u>1</u>	<u>4</u>	<u>2</u>	<u>*</u>	<u>1</u>
	100	100	99	100	99	100	100	100	100

**AFRICA**

	Kenya			Nigeria			South Africa		
	All	Pent	Char	All	Pent	Char	All	Pent	Char
Completely agree	61	75	70	65	80	-	41	66	52
Mostly agree	25	17	22	29	16	-	35	24	32
Mostly disagree	7	6	4	3	1	-	8	5	6
Completely disagree	5	1	4	1	*	-	6	2	4
Don't know/Refused	<u>2</u>	<u>2</u>	<u>1</u>	<u>2</u>	<u>1</u>	-	<u>9</u>	<u>3</u>	<u>6</u>
	100	101	101	100	98	-	99	100	100

**ASIA**

	India (localities)			Philippines			South Korea		
	All	Pent	Char	All	Pent	Char	All	Pent	Char
Completely agree	39	66	56	51	82	54	10	53	48
Mostly agree	20	22	25	24	14	22	31	37	44
Mostly disagree	17	6	10	10	2	9	35	5	4
Completely disagree	21	4	6	12	1	14	16	0	1
Don't know/Refused	<u>4</u>	<u>2</u>	<u>4</u>	<u>3</u>	<u>1</u>	<u>1</u>	<u>8</u>	<u>5</u>	<u>3</u>
	101	100	101	100	100	100	100	100	100

**PEW FORUM: 10 NATION SURVEY OF RENEWALISTS (2006)**

**Q17. Now I am going to read you a series of statements on some different topics. For each one, please tell me if you completely agree with it, mostly agree with it, mostly disagree with it, or completely disagree with it. The first one is (insert item). Do you completely agree, mostly agree, mostly disagree, or completely disagree?**

d. [INSERT RESPONDENT'S RELIGION] have a duty to convert people of other religious faiths to [INSERT RESPONDENT'S RELIGION].

**Example:** (NOT READ TO RESPONDENTS) Christians have a duty to convert people of other religious faiths to Christianity

**UNITED STATES**

	All <sup>†</sup>	Pentecostals	Charismatics
Completely agree	18	34	25
Mostly agree	24	30	29
Mostly disagree	24	13	20
Completely disagree	28	20	20
Don't know/Refused	<u>6</u>	<u>3</u>	<u>6</u>
	100	100	100
	(619)		

**LATIN AMERICA**

	<u>Brazil</u>			<u>Chile</u>			<u>Guatemala</u>		
	All <sup>†</sup>	Pent	Char	All <sup>†</sup>	Pent	Char	All <sup>†</sup>	Pent	Char
Completely agree	18	40	12	22	47	22	44	60	47
Mostly agree	19	32	19	16	30	25	20	19	19
Mostly disagree	17	12	23	23	15	23	11	9	12
Completely disagree	44	16	43	37	7	25	23	10	20
Don't know/Refused	<u>2</u>	<u>0</u>	<u>3</u>	<u>3</u>	<u>1</u>	<u>5</u>	<u>2</u>	<u>2</u>	<u>2</u>
	100	100	100	101	100	100	100	100	100
	(643)			(510)			(854)		

**AFRICA**

	<u>Kenya</u>			<u>Nigeria</u>			<u>South Africa</u>		
	All <sup>†</sup>	Pent	Char	All <sup>†</sup>	Pent	Char	All <sup>†</sup>	Pent	Char
Completely agree	70	72	74	66	74	-	21	36	27
Mostly agree	21	19	17	25	22	-	37	34	37
Mostly disagree	5	5	6	4	2	-	15	15	14
Completely disagree	4	4	2	2	2	-	19	12	15
Don't know/Refused	<u>*</u>	<u>*</u>	<u>1</u>	<u>3</u>	<u>*</u>	<u>-</u>	<u>8</u>	<u>4</u>	<u>8</u>
	100	100	100	100	100	-	100	101	101
	(642)			(649)			(720)		

**ASIA**

	<u>India (localities)</u>			<u>Philippines</u>			<u>South Korea</u>		
	All <sup>†</sup>	Pent	Char	All <sup>†</sup>	Pent	Char	All <sup>†</sup>	Pent	Char
Completely agree	15	36	32	34	50	33	12	44	33
Mostly agree	17	28	25	24	27	25	24	37	39
Mostly disagree	17	10	11	19	10	17	43	15	20
Completely disagree	47	16	23	21	12	24	16	0	3
Don't know/Refused	<u>4</u>	<u>9</u>	<u>9</u>	<u>2</u>	<u>1</u>	<u>1</u>	<u>4</u>	<u>5</u>	<u>5</u>
	100	99	100	100	100	100	99	101	100
	(725)			(995)			(346)		

<sup>†</sup>Based on respondents who identified themselves as belonging to a particular religion (Q3).

**PEW FORUM: 10 NATION SURVEY OF RENEWALISTS (2006)**

**Q17. Now I am going to read you a series of statements on some different topics. For each one, please tell me if you completely agree with it, mostly agree with it, mostly disagree with it, or completely disagree with it. The first one is (insert item). Do you completely agree, mostly agree, mostly disagree, or completely disagree?**

e. [INSERT RESPONDENT'S RELIGION] have a responsibility to work for justice for the poor.

**EXAMPLE: (NOT READ TO RESPONDENTS)** Muslims have a responsibility to work for justice for the poor

<b>UNITED STATES</b>									
	<u>All†</u>			<u>Pentecostals</u>			<u>Charismatics</u>		
Completely agree	46			62			50		
Mostly agree	38			28			35		
Mostly disagree	7			5			8		
Completely disagree	5			3			6		
Don't know/Refused	<u>3</u>			<u>2</u>			<u>2</u>		
	99			100			101		
	(619)								

<b>LATIN AMERICA</b>									
	<u>Brazil</u>			<u>Chile</u>			<u>Guatemala</u>		
	<u>All†</u>	<u>Pent</u>	<u>Char</u>	<u>All†</u>	<u>Pent</u>	<u>Char</u>	<u>All†</u>	<u>Pent</u>	<u>Char</u>
Completely agree	50	57	43	54	67	59	74	74	72
Mostly agree	27	30	29	29	25	29	15	17	16
Mostly disagree	11	6	14	8	6	3	4	5	4
Completely disagree	12	7	14	7	2	7	7	4	7
Don't know/Refused	<u>1</u>	<u>*</u>	<u>1</u>	<u>2</u>	<u>1</u>	<u>2</u>	<u>1</u>	<u>*</u>	<u>1</u>
	101	100	101	100	101	100	101	100	100
	(643)			(510)			(854)		

<b>AFRICA</b>									
	<u>Kenya</u>			<u>Nigeria</u>			<u>South Africa</u>		
	<u>All†</u>	<u>Pent</u>	<u>Char</u>	<u>All†</u>	<u>Pent</u>	<u>Char</u>	<u>All†</u>	<u>Pent</u>	<u>Char</u>
Completely agree	79	84	84	73	72	-	37	49	37
Mostly agree	17	13	13	21	22	-	41	35	42
Mostly disagree	3	3	1	2	4	-	11	9	12
Completely disagree	*	*	1	2	1	-	6	3	4
Don't know/Refused	<u>1</u>	<u>0</u>	<u>0</u>	<u>2</u>	<u>1</u>	<u>-</u>	<u>6</u>	<u>3</u>	<u>4</u>
	100	100	99	100	101	-	101	99	99
	(642)			(649)			(720)		

<b>ASIA</b>									
	<u>India (localities)</u>			<u>Philippines</u>			<u>South Korea</u>		
	<u>All†</u>	<u>Pent</u>	<u>Char</u>	<u>All†</u>	<u>Pent</u>	<u>Char</u>	<u>All†</u>	<u>Pent</u>	<u>Char</u>
Completely agree	58	77	77	59	66	62	15	44	36
Mostly agree	21	14	14	28	27	26	60	45	50
Mostly disagree	13	1	4	6	3	7	21	5	8
Completely disagree	6	1	2	5	3	4	1	0	2
Don't know/Refused	<u>2</u>	<u>6</u>	<u>4</u>	<u>1</u>	<u>1</u>	<u>0</u>	<u>2</u>	<u>6</u>	<u>4</u>
	100	99	101	99	100	99	99	100	100
	(725)			(995)			(346)		

†Based on respondents who identified themselves as belonging to a particular religion (Q3).

**PEW FORUM: 10 NATION SURVEY OF RENEWALISTS (2006)**

**Q17. Now I am going to read you a series of statements on some different topics. For each one, please tell me if you completely agree with it, mostly agree with it, mostly disagree with it, or completely disagree with it. The first one is (insert item). Do you completely agree, mostly agree, mostly disagree, or completely disagree?**

f. God will grant material prosperity to all believers who have enough faith.

<b>UNITED STATES</b>									
	<u>All†</u>			<u>Pentecostals</u>			<u>Charismatics</u>		
Completely agree	21			37			33		
Mostly agree	25			29			26		
Mostly disagree	22			20			18		
Completely disagree	27			9			18		
Don't know/Refused	<u>5</u>			<u>4</u>			<u>6</u>		
	100			99			101		
	(n=681)								

<b>LATIN AMERICA</b>									
	<u>Brazil</u>			<u>Chile</u>			<u>Guatemala</u>		
	<u>All†</u>	<u>Pent</u>	<u>Char</u>	<u>All†</u>	<u>Pent</u>	<u>Char</u>	<u>All†</u>	<u>Pent</u>	<u>Char</u>
Completely agree	44	61	38	15	24	19	56	67	56
Mostly agree	20	22	23	13	25	17	15	15	15
Mostly disagree	13	9	18	17	22	18	7	10	10
Completely disagree	22	8	20	49	29	39	20	7	18
Don't know/Refused	<u>1</u>	<u>0</u>	<u>1</u>	<u>6</u>	<u>*</u>	<u>7</u>	<u>2</u>	<u>1</u>	<u>2</u>
	100	100	100	100	100	100	100	100	101
	(690)			(569)			(1000)		

<b>AFRICA</b>									
	<u>Kenya</u>			<u>Nigeria</u>			<u>South Africa</u>		
	<u>All†</u>	<u>Pent</u>	<u>Char</u>	<u>All†</u>	<u>Pent</u>	<u>Char</u>	<u>All†</u>	<u>Pent</u>	<u>Char</u>
Completely agree	60	62	64	77	75	-	51	60	57
Mostly agree	23	23	19	19	20	-	29	30	28
Mostly disagree	7	7	10	1	3	-	7	3	7
Completely disagree	5	5	6	2	1	-	8	5	5
Don't know/Refused	<u>4</u>	<u>2</u>	<u>1</u>	<u>*</u>	<u>*</u>	<u>-</u>	<u>5</u>	<u>1</u>	<u>3</u>
	99	99	100	99	99	-	100	99	100
	(653)			(650)			(788)		

<b>ASIA</b>									
	<u>India (localities)</u>			<u>Philippines</u>			<u>South Korea</u>		
	<u>All†</u>	<u>Pent</u>	<u>Char</u>	<u>All†</u>	<u>Pent</u>	<u>Char</u>	<u>All†</u>	<u>Pent</u>	<u>Char</u>
Completely agree	55	74	78	62	73	60	7	33	23
Mostly agree	27	19	17	25	17	25	39	53	52
Mostly disagree	9	4	2	9	7	10	41	9	22
Completely disagree	8	2	2	4	3	5	7	1	2
Don't know/Refused	<u>1</u>	<u>1</u>	<u>1</u>	<u>*</u>	<u>0</u>	<u>0</u>	<u>5</u>	<u>5</u>	<u>1</u>
	100	100	100	100	100	100	99	101	100
	(726)			(1000)			(420)		

†Based on respondents who identified themselves as belonging to a particular religion or believing in God (Q3, Q7e).

**PEW FORUM: 10 NATION SURVEY OF RENEWALISTS (2006)**

**Q17. Now I am going to read you a series of statements on some different topics. For each one, please tell me if you completely agree with it, mostly agree with it, mostly disagree with it, or completely disagree with it. The first one is (insert item). Do you completely agree, mostly agree, mostly disagree, or completely disagree?**

g. God will grant good health and relief from sickness to believers who have enough faith.

<b>UNITED STATES</b>									
	<u>All<sup>†</sup></u>			<u>Pentecostals</u>			<u>Charismatics</u>		
Completely agree	27			42			41		
Mostly agree	29			26			30		
Mostly disagree	21			18			15		
Completely disagree	20			9			10		
Don't know/Refused	<u>2</u>			<u>5</u>			<u>4</u>		
	99			100			100		
	(n=681)								

<b>LATIN AMERICA</b>									
	<u>Brazil</u>			<u>Chile</u>			<u>Guatemala</u>		
	<u>All<sup>†</sup></u>	<u>Pent</u>	<u>Char</u>	<u>All<sup>†</sup></u>	<u>Pent</u>	<u>Char</u>	<u>All<sup>†</sup></u>	<u>Pent</u>	<u>Char</u>
Completely agree	55	71	47	44	71	49	77	83	77
Mostly agree	19	18	25	28	23	32	13	13	14
Mostly disagree	11	8	15	9	3	6	4	2	4
Completely disagree	14	3	13	14	3	10	6	2	5
Don't know/Refused	<u>1</u>	<u>*</u>	<u>*</u>	<u>6</u>	<u>0</u>	<u>3</u>	<u>*</u>	<u>*</u>	<u>0</u>
	100	100	100	101	100	100	100	100	100
	(690)			(569)			(1000)		

<b>AFRICA</b>									
	<u>Kenya</u>			<u>Nigeria</u>			<u>South Africa</u>		
	<u>All<sup>†</sup></u>	<u>Pent</u>	<u>Char</u>	<u>All<sup>†</sup></u>	<u>Pent</u>	<u>Char</u>	<u>All<sup>†</sup></u>	<u>Pent</u>	<u>Char</u>
Completely agree	72	79	79	80	82	-	57	66	63
Mostly agree	18	15	15	17	15	-	30	31	28
Mostly disagree	3	3	3	2	3	-	6	2	4
Completely disagree	3	3	3	1	*	-	3	1	1
Don't know/Refused	<u>3</u>	<u>*</u>	<u>1</u>	<u>*</u>	<u>0</u>	<u>-</u>	<u>5</u>	<u>*</u>	<u>3</u>
	99	100	101	100	100	-	101	100	99
	(653)			(650)			(788)		

<b>ASIA</b>									
	<u>India (localities)</u>			<u>Philippines</u>			<u>South Korea</u>		
	<u>All<sup>†</sup></u>	<u>Pent</u>	<u>Char</u>	<u>All<sup>†</sup></u>	<u>Pent</u>	<u>Char</u>	<u>All<sup>†</sup></u>	<u>Pent</u>	<u>Char</u>
Completely agree	58	75	85	78	90	80	10	36	30
Mostly agree	25	18	12	18	9	17	43	49	59
Mostly disagree	8	4	1	2	1	2	35	11	10
Completely disagree	8	2	2	2	*	3	9	0	*
Don't know/Refused	<u>1</u>	<u>1</u>	<u>1</u>	<u>*</u>	<u>0</u>	<u>0</u>	<u>3</u>	<u>5</u>	<u>1</u>
	100	100	101	100	100	102	100	101	100
	(726)			(1000)			(420)		

<sup>†</sup>Based on respondents who identified themselves as belonging to a particular religion or believing in God (Q3, Q7e).



**PEW FORUM: 10 NATION SURVEY OF RENEWALISTS (2006)**

**Q17. Now I am going to read you a series of statements on some different topics. For each one, please tell me if you completely agree with it, mostly agree with it, mostly disagree with it, or completely disagree with it. The first one is (insert item). Do you completely agree, mostly agree, mostly disagree, or completely disagree?**

h. God fulfills his purposes through politics and elections.

<b>UNITED STATES</b>									
	<u>All<sup>†</sup></u>			<u>Pentecostals</u>			<u>Charismatics</u>		
Completely agree	7			21			11		
Mostly agree	17			25			21		
Mostly disagree	25			16			28		
Completely disagree	45			29			31		
Don't know/Refused	<u>6</u>			<u>2</u>			<u>2</u>		
	100			100			100		
	(n=681)								

<b>LATIN AMERICA</b>									
	<u>Brazil</u>			<u>Chile</u>			<u>Guatemala</u>		
	<u>All<sup>†</sup></u>	<u>Pent</u>	<u>Char</u>	<u>All<sup>†</sup></u>	<u>Pent</u>	<u>Char</u>	<u>All<sup>†</sup></u>	<u>Pent</u>	<u>Char</u>
Completely agree	9	13	6	5	9	10	26	36	27
Mostly agree	11	11	13	8	23	15	16	18	16
Mostly disagree	9	12	11	15	17	15	13	17	14
Completely disagree	70	62	69	64	49	50	42	26	41
Don't know/Refused	<u>2</u>	<u>2</u>	<u>1</u>	<u>8</u>	<u>2</u>	<u>10</u>	<u>3</u>	<u>3</u>	<u>2</u>
	101	100	100	100	100	100	100	100	100
	(690)			(569)			(1000)		

<b>AFRICA</b>									
	<u>Kenya</u>			<u>Nigeria</u>			<u>South Africa</u>		
	<u>All<sup>†</sup></u>	<u>Pent</u>	<u>Char</u>	<u>All<sup>†</sup></u>	<u>Pent</u>	<u>Char</u>	<u>All<sup>†</sup></u>	<u>Pent</u>	<u>Char</u>
Completely agree	24	25	23	31	39	-	21	26	31
Mostly agree	13	13	12	21	18	-	19	18	18
Mostly disagree	17	19	19	21	17	-	15	17	16
Completely disagree	42	41	42	18	18	-	32	30	24
Don't know/Refused	<u>5</u>	<u>2</u>	<u>4</u>	<u>2</u>	<u>8</u>	-	<u>12</u>	<u>2</u>	<u>12</u>
	101	100	100	100	100	-	99	100	101
	(653)			(650)			(788)		

<b>ASIA</b>									
	<u>India (localities)</u>			<u>Philippines</u>			<u>South Korea</u>		
	<u>All<sup>†</sup></u>	<u>Pent</u>	<u>Char</u>	<u>All<sup>†</sup></u>	<u>Pent</u>	<u>Char</u>	<u>All<sup>†</sup></u>	<u>Pent</u>	<u>Char</u>
Completely agree	14	23	23	16	24	16	5	21	20
Mostly agree	16	14	10	15	18	13	26	43	34
Mostly disagree	24	16	21	21	21	23	47	26	35
Completely disagree	42	33	35	46	35	46	15	2	7
Don't know/Refused	<u>4</u>	<u>13</u>	<u>11</u>	<u>2</u>	<u>2</u>	<u>2</u>	<u>7</u>	<u>8</u>	<u>4</u>
	100	99	100	100	100	100	100	100	100
	(726)			(1000)			(420)		

<sup>†</sup>Based on respondents who identified themselves as belonging to a particular religion or believing in God (Q3, Q7e).

**PEW FORUM: 10 NATION SURVEY OF RENEWALISTS (2006)**

**Q17. Now I am going to read you a series of statements on some different topics. For each one, please tell me if you completely agree with it, mostly agree with it, mostly disagree with it, or completely disagree with it. The first one is (insert item). Do you completely agree, mostly agree, mostly disagree, or completely disagree?**

i. AIDS is God's punishment for immoral sexual behavior.

<b>UNITED STATES</b>									
	<u>All†</u>			<u>Pentecostals</u>			<u>Charismatics</u>		
Completely agree	8			13			13		
Mostly agree	12			21			17		
Mostly disagree	18			17			17		
Completely disagree	56			40			46		
Don't know/Refused	<u>8</u>			<u>2</u>			<u>7</u>		
	102			100			100		
	(n=681)								

<b>LATIN AMERICA</b>									
	<u>Brazil</u>			<u>Chile</u>			<u>Guatemala</u>		
	<u>All†</u>	<u>Pent</u>	<u>Char</u>	<u>All†</u>	<u>Pent</u>	<u>Char</u>	<u>All†</u>	<u>Pent</u>	<u>Char</u>
Completely agree	17	26	14	10	22	13	31	37	29
Mostly agree	10	11	9	11	20	16	13	14	15
Mostly disagree	9	12	9	12	13	19	11	16	13
Completely disagree	62	49	65	59	41	45	41	30	39
Don't know/Refused	<u>2</u>	<u>2</u>	<u>2</u>	<u>7</u>	<u>4</u>	<u>7</u>	<u>4</u>	<u>3</u>	<u>3</u>
	100	100	99	99	100	100	100	100	99
	(690)			(569)			(1000)		

<b>AFRICA</b>									
	<u>Kenya</u>			<u>Nigeria</u>			<u>South Africa</u>		
	<u>All†</u>	<u>Pent</u>	<u>Char</u>	<u>All†</u>	<u>Pent</u>	<u>Char</u>	<u>All†</u>	<u>Pent</u>	<u>Char</u>
Completely agree	41	44	50	28	32	-	28	24	32
Mostly agree	18	18	19	15	13	-	18	13	12
Mostly disagree	10	11	10	15	17	-	11	12	13
Completely disagree	23	24	18	30	26	-	33	41	31
Don't know/Refused	<u>7</u>	<u>3</u>	<u>3</u>	<u>12</u>	<u>12</u>	-	<u>10</u>	<u>9</u>	<u>11</u>
	99	100	100	100	100	-	100	99	99
	(653)			(650)			(788)		

<b>ASIA</b>									
	<u>India (localities)</u>			<u>Philippines</u>			<u>South Korea</u>		
	<u>All†</u>	<u>Pent</u>	<u>Char</u>	<u>All†</u>	<u>Pent</u>	<u>Char</u>	<u>All†</u>	<u>Pent</u>	<u>Char</u>
Completely agree	24	24	25	24	28	24	7	31	27
Mostly agree	14	18	19	18	20	15	38	46	45
Mostly disagree	21	13	6	21	23	19	39	16	18
Completely disagree	35	29	44	36	28	41	10	2	5
Don't know/Refused	<u>5</u>	<u>15</u>	<u>6</u>	<u>2</u>	<u>1</u>	<u>1</u>	<u>6</u>	<u>5</u>	<u>5</u>
	99	99	100	101	100	100	100	100	100
	(726)			(1000)			(420)		

†Based on respondents who identified themselves as belonging to a particular religion or believing in God (Q3, Q7e).

**PEW FORUM: 10 NATION SURVEY OF RENEWALISTS (2006)**

**Q18. Which one of these statements comes closest to describing your feelings about [INSERT “THE BIBLE” FOR CHRISTIANS; “THE KORAN” FOR MUSLIMS; “SACRED SCRIPTURES” FOR ALL OTHERS]?**

	UNITED STATES		
	All	Pentecostals	Charismatics
The Bible is/the Koran is/sacred scriptures are the actual word of God and is/are to be taken literally, word for word	35	76	48
The Bible is/the Koran is/sacred scriptures are the word of God, but not everything in it/them should be taken literally, word for word	41	16	41
The Bible is a book/the Koran is a book/sacred scriptures were written by men and is/are not the word of God	19	5	5
Other (vol.)	2	1	2
Don't know/Refused	<u>3</u>	<u>2</u>	<u>4</u>
	100	100	100

	LATIN AMERICA								
	Brazil			Chile			Guatemala		
	All	Pent	Char	All	Pent	Char	All	Pent	Char
The Bible is/the Koran is/sacred scriptures are the actual word of God and is/are to be taken literally, word for word	53	81	49	39	83	54	77	89	81
The Bible is/the Koran is/sacred scriptures are the word of God, but not everything in it/them should be taken literally, word for word	30	14	37	37	15	30	14	6	12
The Bible is a book/the Koran is a book/sacred scriptures were written by men and is/are not the word of God	12	2	7	17	1	9	5	2	4
Other (vol.)	1	1	1	1	1	1	2	2	2
Don't know/Refused	<u>4</u>	<u>2</u>	<u>5</u>	<u>6</u>	<u>1</u>	<u>6</u>	<u>2</u>	<u>1</u>	<u>1</u>
	100	100	99	100	101	100	100	100	100

	AFRICA								
	Kenya			Nigeria			South Africa		
	All	Pent	Char	All	Pent	Char	All	Pent	Char
The Bible is/the Koran is/sacred scriptures are the actual word of God and is/are to be taken literally, word for word	80	91	84	88	94	-	59	72	72
The Bible is/the Koran is/sacred scriptures are the word of God, but not everything in it/them should be taken literally, word for word	18	9	15	10	4	-	26	24	22
The Bible is a book/the Koran is a book/sacred scriptures were written by men and is/are not the word of God	*	0	0	*	1	-	7	2	2
Other (vol.)	0	0	0	1	1	-	1	*	*
Don't know/Refused	<u>1</u>	<u>0</u>	<u>1</u>	<u>1</u>	<u>1</u>	<u>=</u>	<u>8</u>	<u>2</u>	<u>4</u>
	99	100	100	100	101	-	101	100	100

**PEW FORUM: 10 NATION SURVEY OF RENEWALISTS (2006)**

**Q18. Which one of these statements comes closest to describing your feelings about [INSERT “THE BIBLE” FOR CHRISTIANS; “THE KORAN” FOR MUSLIMS; “SACRED SCRIPTURES” FOR ALL OTHERS]?**

	ASIA								
	India (localities)			Philippines			South Korea		
	All	Pent	Char	All	Pent	Char	All	Pent	Char
The Bible is/the Koran is/sacred scriptures are the actual word of God and is/are to be taken literally, word for word	50	90	82	53	55	49	33	88	82
The Bible is/the Koran is/sacred scriptures are the word of God, but not everything in it/them should be taken literally, word for word	18	6	9	40	44	45	20	8	13
The Bible is a book/the Koran is a book/sacred scriptures were written by men and is/are not the word of God	29	5	10	5	1	6	27	2	3
Other (vol.)	*	0	0	*	*	*	*	0	0
Don't know/Refused	<u>3</u>	<u>0</u>	<u>0</u>	<u>1</u>	<u>1</u>	<u>1</u>	<u>20</u>	<u>2</u>	<u>2</u>
	100	101	101	99	101	101	100	100	100

**PEW FORUM: 10 NATION SURVEY OF RENEWALISTS (2006)**

**Q19. Which of the following is most important to you? Your continent, your nationality, your religion, or your ethnic group?**

<b>UNITED STATES</b>									
	<u>All†</u>			<u>Pentecostals</u>			<u>Charismatics</u>		
Your continent	17			5			9		
Your nationality	11			7			12		
Your religion	56			83			67		
Your ethnic group	3			1			4		
Don't know/Refused	<u>13</u>			<u>5</u>			<u>8</u>		
	100			101			100		
	(n=619)								

<b>LATIN AMERICA</b>									
	<u>Brazil</u>			<u>Chile</u>			<u>Guatemala</u>		
	<u>All†</u>	<u>Pent</u>	<u>Char</u>	<u>All†</u>	<u>Pent</u>	<u>Char</u>	<u>All†</u>	<u>Pent</u>	<u>Char</u>
Your continent	6	3	6	6	4	4	5	6	5
Your nationality	29	11	35	38	18	34	13	8	12
Your religion	51	80	47	41	71	43	72	78	73
Your ethnic group	9	3	9	8	3	8	5	2	4
Don't know/Refused	<u>4</u>	<u>3</u>	<u>3</u>	<u>9</u>	<u>4</u>	<u>11</u>	<u>5</u>	<u>6</u>	<u>6</u>
	99	100	100	102	100	100	100	100	100
	(643)			(510)			(854)		

<b>AFRICA</b>									
	<u>Kenya</u>			<u>Nigeria</u>			<u>South Africa</u>		
	<u>All†</u>	<u>Pent</u>	<u>Char</u>	<u>All†</u>	<u>Pent</u>	<u>Char</u>	<u>All†</u>	<u>Pent</u>	<u>Char</u>
Your continent	3	4	2	5	3	-	10	5	8
Your nationality	27	23	18	7	5	-	18	10	15
Your religion	64	70	75	83	87	-	59	79	69
Your ethnic group	5	4	5	3	4	-	12	4	6
Don't know/Refused	<u>1</u>	<u>*</u>	<u>*</u>	<u>1</u>	<u>1</u>	<u>=</u>	<u>2</u>	<u>2</u>	<u>2</u>
	100	101	100	99	100	-	101	100	100
	(642)			(649)			(720)		

<b>ASIA</b>									
	<u>India (localities)</u>			<u>Philippines</u>			<u>South Korea</u>		
	<u>All†</u>	<u>Pent</u>	<u>Char</u>	<u>All†</u>	<u>Pent</u>	<u>Char</u>	<u>All†</u>	<u>Pent</u>	<u>Char</u>
Your continent	5	4	6	4	5	6	5	7	5
Your nationality	64	32	51	36	26	35	49	24	24
Your religion	23	61	37	55	63	54	18	52	55
Your ethnic group	5	2	3	3	2	4	25	15	14
Don't know/Refused	<u>2</u>	<u>*</u>	<u>2</u>	<u>1</u>	<u>4</u>	<u>1</u>	<u>4</u>	<u>2</u>	<u>2</u>
	99	99	99	99	100	100	101	100	100
	(725)			(995)			(346)		

†Based on respondents who identified themselves as belonging to a particular religion (Q3).

**PEW FORUM: 10 NATION SURVEY OF RENEWALISTS (2006)**

**Q20.** Now I am going to read you another series of statements on some different topics. For each one, please tell me if you completely agree with it, mostly agree with it, mostly disagree with it, or completely disagree with it. The first one is (insert item). Do you completely agree, mostly agree, mostly disagree, or completely disagree?

a. If enough people were brought to Christ, social ills would take care of themselves.

**UNITED STATES**

	All <sup>†</sup>	Pentecostals	Charismatics
Completely agree	20	37	25
Mostly agree	30	31	34
Mostly disagree	24	13	20
Completely disagree	18	11	12
Don't know/Refused	<u>2</u>	<u>8</u>	<u>2</u>
	101	100	100
	(n=594)		

**LATIN AMERICA**

	Brazil			Chile			Guatemala		
	All <sup>†</sup>	Pent	Char	All <sup>†</sup>	Pent	Char	All <sup>†</sup>	Pent	Char
Completely agree	48	67	41	20	37	26	42	45	46
Mostly agree	24	22	30	30	35	35	30	34	26
Mostly disagree	12	5	11	19	15	17	9	10	9
Completely disagree	16	6	17	28	11	20	18	12	18
Don't know/Refused	*	<u>0</u>	<u>1</u>	<u>3</u>	<u>2</u>	<u>2</u>	<u>1</u>	*	<u>1</u>
	100	100	100	100	100	100	100	101	100
	(553)			(493)			(851)		

**AFRICA**

	Kenya			Nigeria			South Africa		
	All <sup>†</sup>	Pent	Char	All <sup>†</sup>	Pent	Char	All <sup>†</sup>	Pent	Char
Completely agree	64	73	67	61	65	-	46	53	47
Mostly agree	28	21	22	22	23	-	33	30	35
Mostly disagree	4	3	6	8	5	-	10	7	7
Completely disagree	2	2	5	2	3	-	6	4	6
Don't know/Refused	<u>2</u>	<u>1</u>	<u>0</u>	<u>7</u>	<u>4</u>	-	<u>6</u>	<u>6</u>	<u>5</u>
	100	101	100	100	100	-	101	100	100
	(587)			(394)			(634)		

**ASIA**

	India (localities)			Philippines			South Korea		
	All <sup>†</sup>	Pent	Char	All <sup>†</sup>	Pent	Char	All <sup>†</sup>	Pent	Char
Completely agree	43	69	74	55	70	51	23	37	33
Mostly agree	19	17	12	26	19	28	59	53	57
Mostly disagree	22	8	10	9	7	12	15	7	8
Completely disagree	13	3	2	9	4	9	1	0	1
Don't know/Refused	<u>3</u>	<u>2</u>	<u>3</u>	<u>1</u>	<u>0</u>	*	<u>2</u>	<u>2</u>	<u>1</u>
	100	99	101	100	100	100	100	99	100
	(258)			(964)			(211)		

<sup>†</sup>Based on respondents who identified themselves as Christian in Q3.

**PEW FORUM: 10 NATION SURVEY OF RENEWALISTS (2006)**

QUESTIONS 20b AND 20c HELD FOR FUTURE RELEASE

**Q20.** Now I am going to read you another series of statements on some different topics. For each one, please tell me if you completely agree with it, mostly agree with it, mostly disagree with it, or completely disagree with it. The first one is (insert item). Do you completely agree, mostly agree, mostly disagree, or completely disagree?

d. Belief in Jesus Christ is the only way to be saved from eternal damnation.

UNITED STATES									
	All <sup>†</sup>	Pentecostals		Charismatics					
Completely agree	54	73		61					
Mostly agree	20	15		20					
Mostly disagree	10	5		9					
Completely disagree	12	6		7					
Don't know/Refused	4	*		3					
	100	99		100					
	(n=594)								

LATIN AMERICA									
	Brazil			Chile			Guatemala		
	All <sup>†</sup>	Pent	Char	All <sup>†</sup>	Pent	Char	All <sup>†</sup>	Pent	Char
Completely agree	62	85	53	43	81	57	71	75	71
Mostly agree	18	9	21	25	14	22	18	17	19
Mostly disagree	8	4	11	11	1	7	5	5	5
Completely disagree	11	2	12	13	3	11	5	2	5
Don't know/Refused	1	*	3	8	2	3	1	*	1
	100	100	100	100	101	100	100	99	101
	(553)			(493)			(851)		

AFRICA									
	Kenya			Nigeria			South Africa		
	All <sup>†</sup>	Pent	Char	All <sup>†</sup>	Pent	Char	All <sup>†</sup>	Pent	Char
Completely agree	77	88	85	80	91	-	57	76	62
Mostly agree	19	11	14	15	8	-	29	20	28
Mostly disagree	1	*	1	2	1	-	6	3	5
Completely disagree	1	*	*	1	0	-	4	1	3
Don't know/Refused	2	1	0	2	0	-	4	*	3
	100	100	100	100	100	-	100	100	101
	(587)			(394)			(634)		

ASIA									
	India (localities)			Philippines			South Korea		
	All <sup>†</sup>	Pent	Char	All <sup>†</sup>	Pent	Char	All <sup>†</sup>	Pent	Char
Completely agree	76	73	84	66	85	69	33	54	49
Mostly agree	14	24	14	23	11	20	45	38	43
Mostly disagree	5	2	2	6	2	6	16	5	5
Completely disagree	3	1	0	4	2	5	3	0	0
Don't know/Refused	2	*	1	1	0	1	3	3	3
	100	100	101	100	100	101	100	100	100
	(258)			(964)			(211)		

<sup>†</sup>Based on respondents who identified themselves as Christian in Q3.

**PEW FORUM: 10 NATION SURVEY OF RENEWALISTS (2006)**

**Q20. Now I am going to read you another series of statements on some different topics. For each one, please tell me if you completely agree with it, mostly agree with it, mostly disagree with it, or completely disagree with it. The first one is (insert item). Do you completely agree, mostly agree, mostly disagree, or completely disagree?**

e. Jesus will return to earth in my lifetime.

**UNITED STATES**

	All <sup>†</sup>	Pentecostals	Charismatics
Completely agree	16	34	20
Mostly agree	19	21	24
Mostly disagree	21	10	20
Completely disagree	18	4	13
Don't know/Refused	<u>25</u>	<u>31</u>	<u>23</u>
	99	100	100
	(n=594)		

**LATIN AMERICA**

	Brazil			Chile			Guatemala		
	All <sup>†</sup>	Pent	Char	All <sup>†</sup>	Pent	Char	All <sup>†</sup>	Pent	Char
Completely agree	17	23	13	34	54	40	48	54	47
Mostly agree	13	14	13	17	16	18	23	25	23
Mostly disagree	12	13	12	10	10	12	10	8	12
Completely disagree	40	25	39	16	6	12	11	7	10
Don't know/Refused	<u>17</u>	<u>25</u>	<u>23</u>	<u>23</u>	<u>13</u>	<u>19</u>	<u>8</u>	<u>7</u>	<u>9</u>
	99	100	100	100	99	101	100	101	101
	(553)			(493)			(851)		

**AFRICA**

	Kenya			Nigeria			South Africa		
	All <sup>†</sup>	Pent	Char	All <sup>†</sup>	Pent	Char	All <sup>†</sup>	Pent	Char
Completely agree	29	36	34	33	34	-	24	33	30
Mostly agree	17	18	10	18	15	-	20	15	21
Mostly disagree	10	8	9	4	5	-	8	7	8
Completely disagree	12	11	14	5	6	-	19	14	9
Don't know/Refused	<u>31</u>	<u>27</u>	<u>33</u>	<u>40</u>	<u>40</u>	-	<u>30</u>	<u>31</u>	<u>32</u>
	99	100	100	100	100	-	101	100	100
	(587)			(394)			(634)		

**ASIA**

	India (localities)			Philippines			South Korea		
	All <sup>†</sup>	Pent	Char	All <sup>†</sup>	Pent	Char	All <sup>†</sup>	Pent	Char
Completely agree	43	58	51	31	30	30	8	19	14
Mostly agree	14	16	18	24	17	22	45	31	36
Mostly disagree	11	5	7	13	15	14	23	18	19
Completely disagree	21	5	10	26	26	29	4	0	3
Don't know/Refused	<u>12</u>	<u>18</u>	<u>14</u>	<u>6</u>	<u>13</u>	<u>5</u>	<u>20</u>	<u>32</u>	<u>28</u>
	101	102	100	100	101	100	100	100	100
	(258)			(964)			(211)		

<sup>†</sup>Based on respondents who identified themselves as Christian in Q3.



**PEW FORUM: 10 NATION SURVEY OF RENEWALISTS (2006)**

QUESTION 21 HELD FOR FUTURE RELEASE

**Q22. Turning now to another subject, suppose you could choose between different kinds of jobs. Which one would you prefer, being an employee or being self-employed?**

**UNITED STATES**

	All	Pentecostals	Charismatics
Being an employee	26	28	32
Being self employed	69	69	63
Neither/none (vol.)	2	1	2
Don't know/Refused	<u>3</u>	<u>3</u>	<u>3</u>
	100	101	100

**LATIN AMERICA**

	<u>Brazil</u>			<u>Chile</u>			<u>Guatemala</u>		
	All	Pent	Char	All	Pent	Char	All	Pent	Char
Being an employee	37	41	34	22	26	23	14	14	14
Being self employed	60	58	63	70	59	68	84	83	84
Neither/none (vol.)	2	1	2	6	12	7	1	2	1
Don't know/Refused	<u>1</u>	<u>*</u>	<u>1</u>	<u>2</u>	<u>4</u>	<u>2</u>	<u>1</u>	<u>1</u>	<u>1</u>
	100	100	101	100	101	100	100	100	100

**AFRICA**

	<u>Kenya</u>			<u>Nigeria</u>			<u>South Africa</u>		
	All	Pent	Char	All	Pent	Char	All	Pent	Char
Being an employee	23	28	21	20	21	-	29	30	31
Being self employed	75	70	75	78	75	-	67	67	65
Neither/none (vol.)	2	2	3	2	3	-	3	3	3
Don't know/Refused	<u>*</u>	<u>*</u>	<u>1</u>	<u>1</u>	<u>1</u>	<u>=</u>	<u>1</u>	<u>*</u>	<u>1</u>
	100	100	100	101	100	-	100	100	100

**ASIA**

	<u>India (localities)</u>			<u>Philippines</u>			<u>South Korea</u>		
	All	Pent	Char	All	Pent	Char	All	Pent	Char
Being an employee	36	56	52	34	26	36	28	31	30
Being self employed	60	39	46	65	73	63	63	63	61
Neither/none (vol.)	4	5	2	1	*	1	6	5	8
Don't know/Refused	<u>0</u>	<u>0</u>	<u>0</u>	<u>*</u>	<u>0</u>	<u>*</u>	<u>3</u>	<u>1</u>	<u>1</u>
	100	100	100	100	99	100	100	100	100

**PEW FORUM: 10 NATION SURVEY OF RENEWALISTS (2006)**

**Q23. To what extent, if at all, do you think our country benefits from the greater influence of international business practices, trade, ideas, communication and products such as international foods and TV programs from other countries? Would you say to a great extent, moderate extent, small extent, or not at all?**

**UNITED STATES**

	All	Pentecostals	Charismatics
Great extent	34	31	30
Moderate extent	36	29	43
Small extent	15	23	12
Not at all	9	9	10
Harms our country (vol.)	*	1	1
Don't know/Refused	<u>5</u>	<u>7</u>	<u>5</u>
	99	100	101

**LATIN AMERICA**

	Brazil			Chile			Guatemala		
	All	Pent	Char	All	Pent	Char	All	Pent	Char
Great extent	28	24	31	33	27	33	17	13	18
Moderate extent	38	38	39	38	39	39	49	53	43
Small extent	22	22	18	17	22	16	16	18	17
Not at all	6	8	6	5	4	5	11	9	15
Harms our country (vol.)	2	1	2	1	1	1	1	1	1
Don't know/Refused	<u>4</u>	<u>7</u>	<u>4</u>	<u>5</u>	<u>7</u>	<u>6</u>	<u>5</u>	<u>6</u>	<u>6</u>
	100	100	100	99	100	100	99	100	100

**AFRICA**

	Kenya			Nigeria			South Africa		
	All	Pent	Char	All	Pent	Char	All	Pent	Char
Great extent	33	35	30	19	26	-	39	41	42
Moderate extent	37	38	34	41	41	-	34	38	35
Small extent	16	17	19	25	22	-	14	10	14
Not at all	4	4	5	7	4	-	6	3	3
Harms our country (vol.)	5	2	9	0	0	-	0	0	0
Don't know/Refused	<u>5</u>	<u>4</u>	<u>4</u>	<u>8</u>	<u>7</u>	<u>-</u>	<u>7</u>	<u>7</u>	<u>6</u>
	100	100	101	100	100	-	100	99	100

**ASIA**

	India (localities)			Philippines			South Korea		
	All	Pent	Char	All	Pent	Char	All	Pent	Char
Great extent	25	20	21	40	45	36	9	17	13
Moderate extent	57	61	67	41	41	41	62	63	58
Small extent	12	12	7	13	11	16	21	15	25
Not at all	4	4	5	4	1	4	7	4	2
Harms our country (vol.)	2	2	0	*	1	*	1	0	1
Don't know/Refused	<u>1</u>	<u>0</u>	<u>0</u>	<u>3</u>	<u>1</u>	<u>3</u>	<u>2</u>	<u>2</u>	<u>2</u>
	101	99	100	101	100	100	102	101	101

**PEW FORUM: 10 NATION SURVEY OF RENEWALISTS (2006)**

**Q24. Thinking about your own personal finances, how would you rate your own personal financial situation? Would you say you are in excellent shape, good shape, only fair shape or poor shape?**

**UNITED STATES**

	All	Pentecostals	Charismatics
Excellent shape	10	7	10
Good shape	42	44	35
Only fair shape	32	36	32
Poor shape	14	12	21
Don't know/Refused	1	1	1
	99	100	99

**LATIN AMERICA**

	Brazil			Chile			Guatemala		
	All	Pent	Char	All	Pent	Char	All	Pent	Char
Excellent shape	2	7	3	2	3	1	4	3	4
Good shape	32	36	32	23	19	22	30	36	27
Only fair shape	50	46	48	51	61	59	48	48	50
Poor shape	15	11	17	24	17	18	17	12	18
Don't know/Refused	*	*	*	*	*	0	1	1	1
	99	100	100	100	100	100	100	100	100

**AFRICA**

	Kenya			Nigeria			South Africa		
	All	Pent	Char	All	Pent	Char	All	Pent	Char
Excellent shape	2	2	2	8	8	-	5	4	6
Good shape	19	25	22	32	42	-	23	34	26
Only fair shape	47	48	48	39	40	-	46	45	45
Poor shape	32	25	29	20	8	-	26	17	21
Don't know/Refused	*	1	0	1	2	=	1	*	2
	100	101	101	100	100	-	101	100	100

**ASIA**

	India (localities)			Philippines			South Korea		
	All	Pent	Char	All	Pent	Char	All	Pent	Char
Excellent shape	3	5	2	3	3	3	1	4	2
Good shape	30	51	39	17	22	17	10	20	15
Only fair shape	62	43	56	63	62	62	67	65	71
Poor shape	4	2	2	16	13	18	23	11	11
Don't know/Refused	0	0	0	*	0	0	*	1	*
	99	101	99	99	100	100	101	101	99

**PEW FORUM: 10 NATION SURVEY OF RENEWALISTS (2006)**

**Q25. Over the course of the next year, do you think the financial situation of you and your family will improve a lot, improve some, get a little worse or get a lot worse?**

**UNITED STATES**

	All	Pentecostals	Charismatics
Improve a lot	15	32	20
Improve some	50	44	47
Get a little worse	13	10	13
Get a lot worse	5	2	5
Stay the same (vol.)	11	8	8
Don't know/Refused	<u>5</u>	<u>4</u>	<u>7</u>
	99	100	100

**LATIN AMERICA**

	<u>Brazil</u>			<u>Chile</u>			<u>Guatemala</u>		
	All	Pent	Char	All	Pent	Char	All	Pent	Char
Improve a lot	52	64	55	17	26	20	19	23	17
Improve some	40	31	38	55	46	57	52	53	54
Get a little worse	2	2	2	6	3	4	13	13	13
Get a lot worse	1	*	*	2	1	2	6	4	5
Stay the same (vol.)	3	2	4	16	19	13	4	2	6
Don't know/Refused	<u>1</u>	<u>1</u>	<u>1</u>	<u>5</u>	<u>5</u>	<u>5</u>	<u>6</u>	<u>5</u>	<u>5</u>
	99	100	100	101	100	101	100	100	100

**AFRICA**

	<u>Kenya</u>			<u>Nigeria</u>			<u>South Africa</u>		
	All	Pent	Char	All	Pent	Char	All	Pent	Char
Improve a lot	20	25	26	39	55	-	13	25	17
Improve some	52	55	51	43	39	-	53	56	53
Get a little worse	4	4	3	4	2	-	7	7	8
Get a lot worse	5	4	5	3	2	-	4	2	4
Stay the same (vol.)	6	4	5	1	*	-	14	8	13
Don't know/Refused	<u>13</u>	<u>8</u>	<u>10</u>	<u>10</u>	<u>3</u>	-	<u>9</u>	<u>3</u>	<u>6</u>
	100	100	100	100	101	-	100	101	101

**ASIA**

	<u>India (localities)</u>			<u>Philippines</u>			<u>South Korea</u>		
	All	Pent	Char	All	Pent	Char	All	Pent	Char
Improve a lot	22	20	17	23	36	24	2	16	10
Improve some	63	66	74	61	47	60	53	50	67
Get a little worse	3	2	1	7	7	6	10	8	8
Get a lot worse	*	1	1	4	5	6	2	2	1
Stay the same (vol.)	6	5	3	1	3	1	32	22	14
Don't know/Refused	<u>6</u>	<u>8</u>	<u>5</u>	<u>4</u>	<u>2</u>	<u>3</u>	<u>2</u>	<u>1</u>	<u>*</u>
	100	102	101	100	100	100	101	99	100

**PEW FORUM: 10 NATION SURVEY OF RENEWALISTS (2006)**

**Q26. As I read from a list, please tell me how important each factor is in people's economic success. Is (insert item) a very important, somewhat important, not too important, or not at all important factor(s) in people's economic success? How about (insert next item)? Is/Are (item) (a) very important, somewhat important, not too important, or not at all important factor(s) in people's economic success?**

a. hard work

**UNITED STATES**

	All	Pentecostals	Charismatics
Very important	84	88	86
Somewhat important	12	12	10
Not too important	2	0	1
Not at all important	1	0	1
Don't know/Refused	<u>1</u>	<u>0</u>	<u>2</u>
	100	100	100

**LATIN AMERICA**

	Brazil			Chile			Guatemala		
	All	Pent	Char	All	Pent	Char	All	Pent	Char
Very important	57	57	58	58	50	59	86	86	85
Somewhat important	30	30	29	32	42	29	10	11	10
Not too important	10	8	9	9	6	9	1	1	1
Not at all important	3	5	3	1	1	2	3	2	4
Don't know/Refused	<u>0</u>	<u>0</u>	<u>*</u>	<u>0</u>	<u>0</u>	<u>*</u>	<u>*</u>	<u>0</u>	<u>*</u>
	100	99	99	100	99	99	100	100	100

**AFRICA**

	Kenya			Nigeria			South Africa		
	All	Pent	Char	All	Pent	Char	All	Pent	Char
Very important	94	95	94	84	86	-	87	89	86
Somewhat important	6	5	4	13	11	-	12	9	12
Not too important	*	*	2	3	1	-	1	1	1
Not at all important	0	0	0	1	1	-	1	0	1
Don't know/Refused	<u>0</u>	<u>0</u>	<u>0</u>	<u>*</u>	<u>*</u>	<u>-</u>	<u>0</u>	<u>*</u>	<u>0</u>
	100	100	100	101	99	-	101	99	100

**ASIA**

	India (localities)			Philippines			South Korea		
	All	Pent	Char	All	Pent	Char	All	Pent	Char
Very important	94	97	94	92	93	92	77	73	76
Somewhat important	5	2	6	7	7	8	22	26	24
Not too important	1	1	0	*	*	*	1	1	0
Not at all important	*	0	0	0	0	0	0	0	0
Don't know/Refused	<u>0</u>	<u>0</u>	<u>0</u>	<u>*</u>	<u>0</u>	<u>0</u>	<u>0</u>	<u>0</u>	<u>0</u>
	100	100	100	99	100	100	100	100	100

**PEW FORUM: 10 NATION SURVEY OF RENEWALISTS (2006)**

**Q26. As I read from a list, please tell me how important each factor is in people's economic success. Is (insert item) a very important, somewhat important, not too important, or not at all important factor(s) in people's economic success? How about (insert next item)? Is/Are (item) (a) very important, somewhat important, not too important, or not a all important factor(s) in people's economic success?**  
 b. fate

**UNITED STATES**

	All	Pentecostals	Charismatics
Very important	34	53	45
Somewhat important	36	24	27
Not too important	10	6	10
Not at all important	12	9	9
Don't know/Refused	<u>7</u>	<u>7</u>	<u>9</u>
	99	99	100

**LATIN AMERICA**

	Brazil			Chile			Guatemala		
	All	Pent	Char	All	Pent	Char	All	Pent	Char
Very important	55	48	57	28	22	32	51	50	55
Somewhat important	24	20	26	39	38	35	29	31	25
Not too important	12	13	10	20	23	20	7	8	8
Not at all important	7	16	6	12	15	10	9	9	10
Don't know/Refused	<u>1</u>	<u>3</u>	<u>*</u>	<u>2</u>	<u>2</u>	<u>2</u>	<u>3</u>	<u>3</u>	<u>3</u>
	99	100	99	101	100	99	99	101	101

**AFRICA**

	Kenya			Nigeria			South Africa		
	All	Pent	Char	All	Pent	Char	All	Pent	Char
Very important	19	17	18	55	49	-	35	44	40
Somewhat important	19	20	21	31	32	-	35	27	34
Not too important	34	36	33	9	13	-	19	15	15
Not at all important	27	26	28	4	4	-	9	12	7
Don't know/Refused	<u>1</u>	<u>1</u>	<u>*</u>	<u>1</u>	<u>2</u>	<u>-</u>	<u>2</u>	<u>2</u>	<u>4</u>
	100	100	100	100	100	-	100	100	100

**ASIA**

	India (localities)			Philippines			South Korea		
	All	Pent	Char	All	Pent	Char	All	Pent	Char
Very important	30	55	30	34	26	32	18	8	12
Somewhat important	42	26	44	37	34	33	47	37	33
Not too important	17	8	14	22	24	25	29	38	43
Not at all important	12	11	13	7	15	10	4	12	11
Don't know/Refused	<u>0</u>	<u>0</u>	<u>0</u>	<u>1</u>	<u>1</u>	<u>*</u>	<u>1</u>	<u>4</u>	<u>1</u>
	101	100	101	101	100	100	99	99	100

**PEW FORUM: 10 NATION SURVEY OF RENEWALISTS (2006)**

**Q26. As I read from a list, please tell me how important each factor is in people's economic success. Is (insert item) a very important, somewhat important, not too important, or not at all important factor(s) in people's economic success? How about (insert next item)? Is/Are (item) (a) very important, somewhat important, not too important, or not at all important factor(s) in people's economic success?**  
 c. people's parents' economic situation

**UNITED STATES**

	All	Pentecostals	Charismatics
Very important	36	53	42
Somewhat important	45	33	38
Not too important	8	6	7
Not at all important	5	1	5
Don't know/Refused	<u>6</u>	<u>7</u>	<u>9</u>
	100	100	101

**LATIN AMERICA**

	Brazil			Chile			Guatemala		
	All	Pent	Char	All	Pent	Char	All	Pent	Char
Very important	67	63	68	49	41	50	66	63	68
Somewhat important	26	30	26	38	42	35	23	22	21
Not too important	5	5	5	10	13	9	7	9	7
Not at all important	2	2	1	3	4	6	3	5	3
Don't know/Refused	<u>*</u>	<u>0</u>	<u>0</u>	<u>1</u>	<u>1</u>	<u>1</u>	<u>1</u>	<u>1</u>	<u>*</u>
	100	100	100	101	101	101	100	100	99

**AFRICA**

	Kenya			Nigeria			South Africa		
	All	Pent	Char	All	Pent	Char	All	Pent	Char
Very important	47	49	52	58	55	-	40	42	44
Somewhat important	29	27	28	31	30	-	36	38	34
Not too important	17	17	13	9	10	-	15	14	11
Not at all important	7	7	8	2	3	-	7	5	7
Don't know/Refused	<u>*</u>	<u>*</u>	<u>0</u>	<u>*</u>	<u>1</u>	<u>-</u>	<u>2</u>	<u>1</u>	<u>3</u>
	100	100	101	100	99	-	100	100	99

**ASIA**

	India (localities)			Philippines			South Korea		
	All	Pent	Char	All	Pent	Char	All	Pent	Char
Very important	56	41	52	61	63	65	21	13	15
Somewhat important	34	41	40	32	29	29	62	62	55
Not too important	7	13	6	6	6	5	16	23	23
Not at all important	4	5	2	1	2	1	2	1	5
Don't know/Refused	<u>0</u>	<u>0</u>	<u>0</u>	<u>1</u>	<u>0</u>	<u>*</u>	<u>0</u>	<u>1</u>	<u>1</u>
	101	100	100	101	100	100	101	100	99

**PEW FORUM: 10 NATION SURVEY OF RENEWALISTS (2006)**

**Q26. As I read from a list, please tell me how important each factor is in people's economic success. Is (insert item) a very important, somewhat important, not too important, or not at all important factor(s) in people's economic success? How about (insert next item)? Is/Are (item) (a) very important, somewhat important, not too important, or not at all important factor(s) in people's economic success?**  
d. faith in God

**UNITED STATES**

	All	Pentecostals	Charismatics
Very important	56	81	76
Somewhat important	24	17	17
Not too important	8	0	3
Not at all important	10	2	3
Don't know/Refused	<u>2</u>	<u>0</u>	<u>2</u>
	100	100	100

**LATIN AMERICA**

	Brazil			Chile			Guatemala		
	All	Pent	Char	All	Pent	Char	All	Pent	Char
Very important	93	99	95	57	85	69	87	87	88
Somewhat important	5	1	4	29	14	24	8	9	7
Not too important	1	0	1	9	1	6	5	3	5
Not at all important	1	0	*	4	0	1	1	1	*
Don't know/Refused	<u>0</u>	<u>0</u>	<u>0</u>	<u>1</u>	<u>1</u>	<u>1</u>	<u>0</u>	<u>0</u>	<u>0</u>
	100	100	100	100	101	101	101	100	100

**AFRICA**

	Kenya			Nigeria			South Africa		
	All	Pent	Char	All	Pent	Char	All	Pent	Char
Very important	88	92	95	95	94	-	74	89	82
Somewhat important	10	7	3	4	4	-	18	8	16
Not too important	1	1	1	1	1	-	3	1	1
Not at all important	*	*	0	*	*	-	3	1	1
Don't know/Refused	<u>*</u>	<u>*</u>	<u>0</u>	<u>0</u>	<u>0</u>	<u>-</u>	<u>1</u>	<u>1</u>	<u>0</u>
	99	100	99	100	99	-	99	100	100

**ASIA**

	India (localities)			Philippines			South Korea		
	All	Pent	Char	All	Pent	Char	All	Pent	Char
Very important	75	88	95	94	98	96	16	64	59
Somewhat important	21	11	5	6	2	4	31	31	34
Not too important	3	1	0	*	0	0	38	5	5
Not at all important	1	0	0	*	0	*	13	0	1
Don't know/Refused	<u>0</u>	<u>0</u>	<u>0</u>	<u>0</u>	<u>0</u>	<u>0</u>	<u>3</u>	<u>0</u>	<u>1</u>
	100	100	100	100	100	100	101	100	100



**PEW FORUM: 10 NATION SURVEY OF RENEWALISTS (2006)**

**Q26. As I read from a list, please tell me how important each factor is in people's economic success. Is (insert item) a very important, somewhat important, not too important, or not at all important factor(s) in people's economic success? How about (insert next item)? Is/Are (item) (a) very important, somewhat important, not too important, or not at all important factor(s) in people's economic success?**  
 e. government policies

**UNITED STATES**

	All	Pentecostals	Charismatics
Very important	36	47	38
Somewhat important	43	40	39
Not too important	9	8	9
Not at all important	6	2	7
Don't know/Refused	<u>5</u>	<u>4</u>	<u>6</u>
	100	101	99

**LATIN AMERICA**

	Brazil			Chile			Guatemala		
	All	Pent	Char	All	Pent	Char	All	Pent	Char
Very important	29	24	30	28	21	28	35	40	41
Somewhat important	35	38	36	38	48	40	21	22	20
Not too important	18	21	18	24	22	22	17	15	15
Not at all important	17	16	16	9	7	7	25	21	23
Don't know/Refused	<u>1</u>	<u>2</u>	<u>0</u>	<u>3</u>	<u>2</u>	<u>2</u>	<u>2</u>	<u>1</u>	<u>2</u>
	100	101	100	102	100	99	100	99	101

**AFRICA**

	Kenya			Nigeria			South Africa		
	All	Pent	Char	All	Pent	Char	All	Pent	Char
Very important	45	47	47	41	43	-	30	33	33
Somewhat important	37	37	39	26	28	-	40	41	42
Not too important	15	13	11	24	18	-	19	16	15
Not at all important	2	2	2	7	9	-	8	9	7
Don't know/Refused	<u>1</u>	<u>1</u>	<u>1</u>	<u>2</u>	<u>2</u>	-	<u>3</u>	<u>1</u>	<u>3</u>
	100	100	100	100	100	-	100	100	100

**ASIA**

	India (localities)			Philippines			South Korea		
	All	Pent	Char	All	Pent	Char	All	Pent	Char
Very important	33	30	27	42	45	41	27	25	21
Somewhat important	47	45	47	37	38	37	56	62	61
Not too important	11	19	18	15	12	16	14	10	16
Not at all important	8	7	8	5	4	5	2	2	1
Don't know/Refused	<u>0</u>	<u>0</u>	<u>0</u>	<u>1</u>	<u>*</u>	<u>2</u>	<u>1</u>	<u>2</u>	<u>1</u>
	99	101	100	100	99	101	100	101	100

**PEW FORUM: 10 NATION SURVEY OF RENEWALISTS (2006)**

**Q26. As I read from a list, please tell me how important each factor is in people's economic success. Is (insert item) a very important, somewhat important, not too important, or not at all important factor(s) in people's economic success? How about (insert next item)? Is/Are (item) (a) very important, somewhat important, not too important, or not at all important factor(s) in people's economic success?**  
 f. personal connections and contacts

**UNITED STATES**

	All	Pentecostals	Charismatics
Very important	50	54	49
Somewhat important	39	37	37
Not too important	4	3	6
Not at all important	3	2	3
Don't know/Refused	<u>4</u>	<u>4</u>	<u>5</u>
	100	100	100

**LATIN AMERICA**

	Brazil			Chile			Guatemala		
	All	Pent	Char	All	Pent	Char	All	Pent	Char
Very important	67	66	66	55	41	50	62	65	61
Somewhat important	27	25	27	37	49	40	25	26	27
Not too important	5	6	5	7	7	7	6	6	6
Not at all important	1	2	2	1	3	2	6	3	5
Don't know/Refused	*	*	<u>0</u>	<u>1</u>	<u>0</u>	<u>1</u>	<u>1</u>	*	<u>2</u>
	100	99	100	101	100	100	100	100	101

**AFRICA**

	Kenya			Nigeria			South Africa		
	All	Pent	Char	All	Pent	Char	All	Pent	Char
Very important	48	45	48	57	59	-	42	48	48
Somewhat important	29	32	31	29	30	-	43	39	38
Not too important	17	17	16	12	6	-	9	9	9
Not at all important	5	5	3	2	4	-	4	3	4
Don't know/Refused	<u>1</u>	<u>1</u>	<u>1</u>	*	<u>1</u>	-	<u>2</u>	<u>1</u>	<u>1</u>
	100	100	99	100	100	-	100	100	100

**ASIA**

	India (localities)			Philippines			South Korea		
	All	Pent	Char	All	Pent	Char	All	Pent	Char
Very important	56	54	52	48	40	48	53	56	49
Somewhat important	36	36	41	39	47	37	44	42	47
Not too important	5	7	6	10	10	11	2	1	4
Not at all important	2	2	2	3	2	4	*	1	0
Don't know/Refused	<u>0</u>	<u>0</u>	<u>0</u>	*	<u>1</u>	<u>0</u>	*	<u>0</u>	*
	99	99	101	100	100	100	99	100	100

**PEW FORUM: 10 NATION SURVEY OF RENEWALISTS (2006)**

**Q26. As I read from a list, please tell me how important each factor is in people's economic success. Is (insert item) a very important, somewhat important, not too important, or not at all important factor(s) in people's economic success? How about (insert next item)? Is/Are (item) (a) very important, somewhat important, not too important, or not at all important factor(s) in people's economic success?**  
 g. education

**UNITED STATES**

	All	Pentecostals	Charismatics
Very important	84	90	83
Somewhat important	14	9	14
Not too important	1	1	1
Not at all important	1	0	1
Don't know/Refused	<u>*</u>	<u>0</u>	<u>1</u>
	100	100	100

**LATIN AMERICA**

	Brazil			Chile			Guatemala		
	All	Pent	Char	All	Pent	Char	All	Pent	Char
Very important	93	96	93	85	82	84	92	92	92
Somewhat important	6	4	6	14	18	14	7	6	7
Not too important	*	0	0	1	*	2	1	2	1
Not at all important	*	*	*	*	0	*	1	0	*
Don't know/Refused	<u>0</u>	<u>0</u>	<u>0</u>	<u>0</u>	<u>0</u>	<u>0</u>	<u>0</u>	<u>0</u>	<u>0</u>
	99	100	99	100	100	100	101	100	100

**AFRICA**

	Kenya			Nigeria			South Africa		
	All	Pent	Char	All	Pent	Char	All	Pent	Char
Very important	74	78	78	81	88	-	86	91	87
Somewhat important	21	17	15	17	11	-	13	8	11
Not too important	5	4	6	2	1	-	1	1	1
Not at all important	1	1	1	*	*	-	*	0	1
Don't know/Refused	<u>*</u>	<u>0</u>	<u>*</u>	<u>0</u>	<u>0</u>	<u>-</u>	<u>0</u>	<u>0</u>	<u>0</u>
	101	100	100	100	100	-	100	100	100

**ASIA**

	India (localities)			Philippines			South Korea		
	All	Pent	Char	All	Pent	Char	All	Pent	Char
Very important	95	94	97	95	94	97	50	47	49
Somewhat important	4	5	3	4	5	3	47	50	48
Not too important	*	1	0	*	1	1	3	3	3
Not at all important	0	0	0	*	0	0	*	0	*
Don't know/Refused	<u>0</u>	<u>0</u>	<u>0</u>	<u>*</u>	<u>0</u>	<u>0</u>	<u>*</u>	<u>0</u>	<u>0</u>
	99	100	100	99	100	101	100	100	100

**PEW FORUM: 10 NATION SURVEY OF RENEWALISTS (2006)**

**Q27. Now I am going to read you another series of statements on some different topics. For each statement, please tell me if you completely agree with it, mostly agree with it, mostly disagree with it or completely disagree with it. The first one is (insert item). How about (insert next item)?**

a. when jobs are scarce, men should have more right to a job than women.

**UNITED STATES**

	All	Pentecostals	Charismatics
Completely agree	7	12	9
Mostly agree	7	17	11
Mostly disagree	18	26	26
Completely disagree	65	40	50
Don't know/Refused	<u>3</u>	<u>4</u>	<u>4</u>
	100	99	100

**LATIN AMERICA**

	Brazil			Chile			Guatemala		
	All	Pent	Char	All	Pent	Char	All	Pent	Char
Completely agree	15	16	13	14	14	16	19	16	15
Mostly agree	10	13	13	22	27	24	20	24	17
Mostly disagree	13	11	11	25	25	22	18	18	16
Completely disagree	61	58	62	39	33	36	43	42	51
Don't know/Refused	<u>1</u>	<u>1</u>	<u>*</u>	<u>*</u>	<u>1</u>	<u>1</u>	<u>*</u>	<u>0</u>	<u>*</u>
	100	99	99	100	100	99	100	100	99

**AFRICA**

	Kenya			Nigeria			South Africa		
	All	Pent	Char	All	Pent	Char	All	Pent	Char
Completely agree	22	14	20	48	39	-	24	17	24
Mostly agree	13	11	14	18	20	-	16	19	12
Mostly disagree	24	27	23	18	22	-	17	21	21
Completely disagree	41	48	42	15	18	-	41	42	42
Don't know/Refused	<u>*</u>	<u>0</u>	<u>0</u>	<u>1</u>	<u>1</u>	<u>-</u>	<u>1</u>	<u>1</u>	<u>1</u>
	100	100	99	100	100	-	99	100	100

**ASIA**

	India (localities)			Philippines			South Korea		
	All	Pent	Char	All	Pent	Char	All	Pent	Char
Completely agree	44	53	52	47	41	46	17	18	20
Mostly agree	25	21	18	29	28	27	43	47	50
Mostly disagree	16	13	17	13	16	15	34	32	26
Completely disagree	14	12	12	11	16	12	5	2	3
Don't know/Refused	<u>1</u>	<u>1</u>	<u>1</u>	<u>*</u>	<u>*</u>	<u>0</u>	<u>1</u>	<u>1</u>	<u>1</u>
	100	100	100	100	101	100	100	100	100

**PEW FORUM: 10 NATION SURVEY OF RENEWALISTS (2006)**

**Q27. Now I am going to read you another series of statements on some different topics. For each statement, please tell me if you completely agree with it, mostly agree with it, mostly disagree with it or completely disagree with it. The first one is (insert item). How about (insert next item)?**

b. on the whole, men make better political leaders than women do

**UNITED STATES**

	All	Pentecostals	Charismatics
Completely agree	8	11	10
Mostly agree	18	26	22
Mostly disagree	24	26	29
Completely disagree	46	33	35
Don't know/Refused	<u>5</u>	<u>4</u>	<u>5</u>
	101	100	101

**LATIN AMERICA**

	<u>Brazil</u>			<u>Chile</u>			<u>Guatemala</u>		
	All	Pent	Char	All	Pent	Char	All	Pent	Char
Completely agree	14	15	13	10	14	10	14	12	13
Mostly agree	16	21	16	22	26	21	24	28	20
Mostly disagree	15	16	15	29	29	29	15	14	14
Completely disagree	54	46	55	34	25	35	46	44	51
Don't know/Refused	<u>1</u>	<u>2</u>	<u>1</u>	<u>5</u>	<u>6</u>	<u>5</u>	<u>2</u>	<u>1</u>	<u>2</u>
	100	100	100	100	100	100	101	99	100

**AFRICA**

	<u>Kenya</u>			<u>Nigeria</u>			<u>South Africa</u>		
	All	Pent	Char	All	Pent	Char	All	Pent	Char
Completely agree	31	20	26	55	43	-	26	22	26
Mostly agree	20	23	22	23	24	-	23	21	25
Mostly disagree	20	22	23	12	20	-	17	25	17
Completely disagree	29	35	29	6	12	-	29	26	28
Don't know/Refused	<u>*</u>	<u>*</u>	<u>0</u>	<u>4</u>	<u>2</u>	<u>-</u>	<u>4</u>	<u>6</u>	<u>4</u>
	100	100	100	100	101	-	99	100	100

**ASIA**

	<u>India (localities)</u>			<u>Philippines</u>			<u>South Korea</u>		
	All	Pent	Char	All	Pent	Char	All	Pent	Char
Completely agree	44	44	50	37	34	35	8	9	12
Mostly agree	23	29	22	28	28	26	43	41	43
Mostly disagree	18	15	16	21	23	24	42	44	40
Completely disagree	14	12	10	13	15	15	4	3	4
Don't know/Refused	<u>1</u>	<u>*</u>	<u>1</u>	<u>1</u>	<u>0</u>	<u>*</u>	<u>3</u>	<u>3</u>	<u>1</u>
	100	100	99	100	100	100	100	100	100

**PEW FORUM: 10 NATION SURVEY OF RENEWALISTS (2006)**

**Q27. Now I am going to read you another series of statements on some different topics. For each statement, please tell me if you completely agree with it, mostly agree with it, mostly disagree with it or completely disagree with it. The first one is (insert item). How about (insert next item)?**

c. a wife must always obey her husband

**UNITED STATES**

	All	Pentecostals	Charismatics
Completely agree	7	22	11
Mostly agree	17	24	26
Mostly disagree	24	19	26
Completely disagree	49	33	34
Don't know/Refused	<u>4</u>	<u>2</u>	<u>3</u>
	101	100	100

**LATIN AMERICA**

	<u>Brazil</u>			<u>Chile</u>			<u>Guatemala</u>		
	All	Pent	Char	All	Pent	Char	All	Pent	Char
Completely agree	16	30	11	10	21	13	35	39	31
Mostly agree	22	31	23	21	31	22	30	34	27
Mostly disagree	16	13	19	28	23	26	13	11	16
Completely disagree	47	26	47	41	23	37	21	15	25
Don't know/Refused	<u>*</u>	<u>1</u>	<u>*</u>	<u>1</u>	<u>2</u>	<u>1</u>	<u>1</u>	<u>*</u>	<u>1</u>
	101	101	100	101	100	99	100	99	100

**AFRICA**

	<u>Kenya</u>			<u>Nigeria</u>			<u>South Africa</u>		
	All	Pent	Char	All	Pent	Char	All	Pent	Char
Completely agree	70	65	67	88	84	-	43	46	48
Mostly agree	20	24	21	10	13	-	28	30	26
Mostly disagree	7	8	9	2	3	-	13	16	12
Completely disagree	3	3	3	1	1	-	15	8	12
Don't know/Refused	<u>*</u>	<u>0</u>	<u>1</u>	<u>*</u>	<u>0</u>	<u>-</u>	<u>1</u>	<u>1</u>	<u>2</u>
	100	100	101	101	101	-	100	101	100

**ASIA**

	<u>India (localities)</u>			<u>Philippines</u>			<u>South Korea</u>		
	All	Pent	Char	All	Pent	Char	All	Pent	Char
Completely agree	57	61	66	28	34	27	4	8	8
Mostly agree	29	24	28	29	34	28	19	32	34
Mostly disagree	7	8	2	26	23	24	55	42	40
Completely disagree	7	7	3	16	9	21	22	17	17
Don't know/Refused	<u>0</u>	<u>0</u>	<u>0</u>	<u>1</u>	<u>0</u>	<u>*</u>	<u>1</u>	<u>1</u>	<u>1</u>
	100	100	99	100	100	100	101	100	100

**PEW FORUM: 10 NATION SURVEY OF RENEWALISTS (2006)**

**Q27. Now I am going to read you another series of statements on some different topics. For each statement, please tell me if you completely agree with it, mostly agree with it, mostly disagree with it or completely disagree with it. The first one is (insert item). How about (insert next item)?**

d. a working mother can establish just as warm and secure a relationship with her children as a mother who does not work

**UNITED STATES**

	All	Pentecostals	Charismatics
Completely agree	47	42	44
Mostly agree	28	28	27
Mostly disagree	15	16	14
Completely disagree	8	13	10
Don't know/Refused	<u>2</u>	<u>1</u>	<u>5</u>
	100	100	100

**LATIN AMERICA**

	Brazil			Chile			Guatemala		
	All	Pent	Char	All	Pent	Char	All	Pent	Char
Completely agree	47	41	45	45	31	45	40	31	39
Mostly agree	20	28	20	27	30	27	24	28	20
Mostly disagree	15	14	17	20	25	17	14	21	16
Completely disagree	18	16	18	7	13	10	21	20	24
Don't know/Refused	<u>*</u>	<u>1</u>	<u>1</u>	<u>2</u>	<u>1</u>	<u>2</u>	<u>1</u>	<u>1</u>	<u>1</u>
	100	100	101	101	100	101	100	101	100

**AFRICA**

	Kenya			Nigeria			South Africa		
	All	Pent	Char	All	Pent	Char	All	Pent	Char
Completely agree	49	49	51	31	39	-	42	47	44
Mostly agree	27	32	29	38	33	-	35	32	37
Mostly disagree	13	12	12	22	21	-	14	13	12
Completely disagree	9	7	7	7	5	-	8	8	7
Don't know/Refused	<u>2</u>	<u>*</u>	<u>1</u>	<u>3</u>	<u>2</u>	<u>-</u>	<u>1</u>	<u>*</u>	<u>*</u>
	100	100	100	101	100	-	100	100	100

**ASIA**

	India (localities)			Philippines			South Korea		
	All	Pent	Char	All	Pent	Char	All	Pent	Char
Completely agree	38	40	38	38	37	39	7	5	9
Mostly agree	28	39	36	37	40	37	52	54	55
Mostly disagree	19	14	15	18	17	16	39	37	32
Completely disagree	15	7	11	6	5	8	2	2	3
Don't know/Refused	<u>0</u>	<u>0</u>	<u>0</u>	<u>*</u>	<u>0</u>	<u>*</u>	<u>*</u>	<u>1</u>	<u>2</u>
	100	100	100	99	99	100	100	99	101

**PEW FORUM: 10 NATION SURVEY OF RENEWALISTS (2006)**

**Q27. Now I am going to read you another series of statements on some different topics. For each statement, please tell me if you completely agree with it, mostly agree with it, mostly disagree with it or completely disagree with it. The first one is (insert item). How about (insert next item)?**

e. women should be allowed to serve as pastors or priests

**UNITED STATES**

	All	Pentecostals	Charismatics
Completely agree	46	46	45
Mostly agree	23	28	25
Mostly disagree	12	13	13
Completely disagree	15	9	12
Don't know/Refused	<u>4</u>	<u>3</u>	<u>5</u>
	100	99	100

**LATIN AMERICA**

	<u>Brazil</u>			<u>Chile</u>			<u>Guatemala</u>		
	All	Pent	Char	All	Pent	Char	All	Pent	Char
Completely agree	45	43	41	27	30	28	44	52	42
Mostly agree	18	21	21	30	31	29	22	27	22
Mostly disagree	9	10	9	15	16	17	9	6	10
Completely disagree	24	24	24	16	17	20	21	13	23
Don't know/Refused	<u>4</u>	<u>2</u>	<u>5</u>	<u>12</u>	<u>5</u>	<u>6</u>	<u>4</u>	<u>2</u>	<u>3</u>
	100	100	100	100	99	100	100	100	100

**AFRICA**

	<u>Kenya</u>			<u>Nigeria</u>			<u>South Africa</u>		
	All	Pent	Char	All	Pent	Char	All	Pent	Char
Completely agree	42	56	41	17	38	-	40	45	45
Mostly agree	21	21	19	18	32	-	29	34	32
Mostly disagree	14	11	16	17	13	-	9	6	6
Completely disagree	22	11	21	29	14	-	18	12	15
Don't know/Refused	<u>1</u>	<u>1</u>	<u>2</u>	<u>19</u>	<u>3</u>	-	<u>5</u>	<u>3</u>	<u>2</u>
	100	100	99	100	100	-	101	100	100

**ASIA**

	<u>India (localities)</u>			<u>Philippines</u>			<u>South Korea</u>		
	All	Pent	Char	All	Pent	Char	All	Pent	Char
Completely agree	17	24	20	14	36	15	11	17	16
Mostly agree	15	15	16	24	34	21	60	73	59
Mostly disagree	20	15	14	22	15	22	17	8	17
Completely disagree	44	43	46	39	14	41	3	1	4
Don't know/Refused	<u>3</u>	<u>3</u>	<u>4</u>	<u>2</u>	<u>*</u>	<u>1</u>	<u>9</u>	<u>2</u>	<u>4</u>
	99	100	100	101	99	100	100	101	100



**PEW FORUM: 10 NATION SURVEY OF RENEWALISTS (2006)**

**Q28. Generally speaking, would you say that most people can be trusted or that you can't be too careful in dealing with people?**

**UNITED STATES**

	All	Pentecostals	Charismatics
Most people can be trusted	35	25	27
Can't be too careful	59	70	66
Other/depends (vol.)	4	5	4
Don't know/Refused	<u>2</u>	<u>0</u>	<u>3</u>
	100	100	100

**LATIN AMERICA**

	<u>Brazil</u>			<u>Chile</u>			<u>Guatemala</u>		
	All	Pent	Char	All	Pent	Char	All	Pent	Char
Most people can be trusted	2	3	1	11	8	11	10	7	11
Can't be too careful	95	95	96	85	87	84	88	90	87
Other/depends (vol.)	4	2	3	2	4	3	1	2	1
Don't know/Refused	<u>0</u>	<u>0</u>	<u>0</u>	<u>2</u>	<u>1</u>	<u>2</u>	<u>1</u>	<u>*</u>	<u>1</u>
	101	100	100	100	100	100	100	99	100

**AFRICA**

	<u>Kenya</u>			<u>Nigeria</u>			<u>South Africa</u>		
	All	Pent	Char	All	Pent	Char	All	Pent	Char
Most people can be trusted	17	18	20	20	17	-	15	17	18
Can't be too careful	60	55	58	66	68	-	68	67	66
Other/depends (vol.)	22	25	20	12	14	-	14	13	13
Don't know/Refused	<u>1</u>	<u>2</u>	<u>2</u>	<u>2</u>	<u>1</u>	<u>-</u>	<u>3</u>	<u>2</u>	<u>3</u>
	100	100	100	100	100	-	100	99	100

**ASIA**

	<u>India (localities)</u>			<u>Philippines</u>			<u>South Korea</u>		
	All	Pent	Char	All	Pent	Char	All	Pent	Char
Most people can be trusted	41	39	37	4	4	4	30	38	35
Can't be too careful	54	60	58	95	95	94	43	44	35
Other/depends (vol.)	5	1	5	1	1	2	26	16	28
Don't know/Refused	<u>0</u>	<u>0</u>	<u>0</u>	<u>*</u>	<u>*</u>	<u>0</u>	<u>1</u>	<u>2</u>	<u>2</u>
	100	100	100	100	100	100	100	100	100

**PEW FORUM: 10 NATION SURVEY OF RENEWALISTS (2006)**

**Q29. Please tell me for each of the following statements whether you think it can always be justified, sometimes be justified, or never be justified.**

a. Homosexuality

**UNITED STATES**

	All	Pentecostals	Charismatics
Always justified	16	8	9
Sometimes justified	26	9	22
Never justified	50	80	59
Don't know/Refused	<u>8</u>	<u>3</u>	<u>10</u>
	100	100	100

**LATIN AMERICA**

	<u>Brazil</u>			<u>Chile</u>			<u>Guatemala</u>		
	All	Pent	Char	All	Pent	Char	All	Pent	Char
Always justified	18	5	17	21	9	18	9	6	9
Sometimes justified	27	13	32	42	23	39	24	19	25
Never justified	49	76	46	32	64	39	63	73	61
Don't know/Refused	<u>5</u>	<u>5</u>	<u>5</u>	<u>5</u>	<u>4</u>	<u>5</u>	<u>4</u>	<u>2</u>	<u>5</u>
	99	99	100	100	100	101	100	100	100

**AFRICA**

	<u>Kenya</u>			<u>Nigeria</u>			<u>South Africa</u>		
	All	Pent	Char	All	Pent	Char	All	Pent	Char
Always justified	*	*	*	0	*	-	7	7	8
Sometimes justified	1	*	2	1	2	-	17	11	17
Never justified	98	99	98	98	97	-	70	79	70
Don't know/Refused	<u>*</u>	<u>1</u>	<u>0</u>	<u>1</u>	<u>1</u>	<u>-</u>	<u>6</u>	<u>3</u>	<u>5</u>
	99	100	100	100	100	-	100	100	100

**ASIA**

	<u>India (localities)</u>			<u>Philippines</u>			<u>South Korea</u>		
	All	Pent	Char	All	Pent	Char	All	Pent	Char
Always justified	4	1	5	8	2	9	1	0	0
Sometimes justified	13	1	5	35	12	31	20	9	7
Never justified	72	87	86	56	86	59	78	90	90
Don't know/Refused	<u>11</u>	<u>11</u>	<u>5</u>	<u>1</u>	<u>1</u>	<u>1</u>	<u>2</u>	<u>1</u>	<u>3</u>
	100	100	101	100	101	100	101	100	100

**PEW FORUM: 10 NATION SURVEY OF RENEWALISTS (2006)**

**Q29. Please tell me for each of the following statements whether you think it can always be justified, sometimes be justified, or never be justified.**

b. Prostitution

**UNITED STATES**

	All	Pentecostals	Charismatics
Always justified	4	3	2
Sometimes justified	25	15	16
Never justified	67	81	78
Don't know/Refused	<u>5</u>	<u>1</u>	<u>4</u>
	101	100	100

**LATIN AMERICA**

	<u>Brazil</u>			<u>Chile</u>			<u>Guatemala</u>		
	All	Pent	Char	All	Pent	Char	All	Pent	Char
Always justified	7	2	7	9	6	7	7	4	7
Sometimes justified	30	15	32	38	21	34	27	23	27
Never justified	61	81	57	49	70	56	63	71	63
Don't know/Refused	<u>2</u>	<u>2</u>	<u>3</u>	<u>4</u>	<u>3</u>	<u>3</u>	<u>3</u>	<u>2</u>	<u>3</u>
	100	100	99	100	100	100	100	100	100

**AFRICA**

	<u>Kenya</u>			<u>Nigeria</u>			<u>South Africa</u>		
	All	Pent	Char	All	Pent	Char	All	Pent	Char
Always justified	*	*	0	1	1	-	7	6	8
Sometimes justified	7	4	6	4	7	-	11	10	9
Never justified	93	96	94	94	92	-	80	83	81
Don't know/Refused	<u>0</u>	<u>*</u>	<u>0</u>	<u>1</u>	<u>0</u>	<u>=</u>	<u>2</u>	<u>1</u>	<u>3</u>
	100	100	100	100	100	-	100	100	101

**ASIA**

	<u>India (localities)</u>			<u>Philippines</u>			<u>South Korea</u>		
	All	Pent	Char	All	Pent	Char	All	Pent	Char
Always justified	10	1	3	1	0	1	1	0	0
Sometimes justified	12	4	7	13	5	12	12	2	3
Never justified	72	86	87	86	95	87	87	97	96
Don't know/Refused	<u>6</u>	<u>8</u>	<u>2</u>	<u>*</u>	<u>*</u>	<u>*</u>	<u>1</u>	<u>1</u>	<u>2</u>
	100	99	99	100	100	100	101	100	101

**PEW FORUM: 10 NATION SURVEY OF RENEWALISTS (2006)**

**Q29. Please tell me for each of the following statements whether you think it can always be justified, sometimes be justified, or never be justified.**

c. Divorce

**UNITED STATES**

	All	Pentecostals	Charismatics
Always justified	10	10	6
Sometimes justified	75	73	71
Never justified	11	15	19
Don't know/Refused	<u>3</u>	<u>3</u>	<u>3</u>
	99	101	99

**LATIN AMERICA**

	<u>Brazil</u>			<u>Chile</u>			<u>Guatemala</u>		
	All	Pent	Char	All	Pent	Char	All	Pent	Char
Always justified	33	13	32	28	12	21	14	8	13
Sometimes justified	51	49	54	50	41	47	38	35	39
Never justified	15	37	12	21	44	31	47	56	46
Don't know/Refused	<u>1</u>	<u>1</u>	<u>2</u>	<u>1</u>	<u>3</u>	<u>1</u>	<u>2</u>	<u>1</u>	<u>2</u>
	100	100	100	100	100	100	101	100	100

**AFRICA**

	<u>Kenya</u>			<u>Nigeria</u>			<u>South Africa</u>		
	All	Pent	Char	All	Pent	Char	All	Pent	Char
Always justified	5	1	2	13	1	-	12	9	11
Sometimes justified	34	29	27	34	16	-	41	43	40
Never justified	61	70	71	50	81	-	45	48	46
Don't know/Refused	<u>*</u>	<u>*</u>	<u>0</u>	<u>3</u>	<u>3</u>	<u>-</u>	<u>2</u>	<u>0</u>	<u>2</u>
	100	100	100	100	101	-	100	100	99

**ASIA**

	<u>India (localities)</u>			<u>Philippines</u>			<u>South Korea</u>		
	All	Pent	Char	All	Pent	Char	All	Pent	Char
Always justified	13	1	6	3	2	3	1	0	0
Sometimes justified	30	19	14	26	14	26	61	37	45
Never justified	55	74	77	70	84	70	37	63	53
Don't know/Refused	<u>2</u>	<u>6</u>	<u>2</u>	<u>1</u>	<u>*</u>	<u>1</u>	<u>1</u>	<u>0</u>	<u>2</u>
	100	100	99	100	100	100	100	100	100

**PEW FORUM: 10 NATION SURVEY OF RENEWALISTS (2006)**

**Q29. Please tell me for each of the following statements whether you think it can always be justified, sometimes be justified, or never be justified.**

d. Euthanasia – ending the life of the incurably sick

**UNITED STATES**

	All	Pentecostals	Charismatics
Always justified	9	8	6
Sometimes justified	47	37	43
Never justified	36	50	43
Don't know/Refused	8	6	8
	100	101	100

**LATIN AMERICA**

	Brazil			Chile			Guatemala		
	All	Pent	Char	All	Pent	Char	All	Pent	Char
Always justified	12	2	13	18	6	14	8	6	8
Sometimes justified	22	15	22	35	19	30	17	15	14
Never justified	64	81	62	43	69	51	73	78	76
Don't know/Refused	2	2	3	4	5	4	3	1	2
	100	100	100	100	99	99	101	100	100

**AFRICA**

	Kenya			Nigeria			South Africa		
	All	Pent	Char	All	Pent	Char	All	Pent	Char
Always justified	2	1	*	1	1	-	8	6	8
Sometimes justified	7	3	3	6	7	-	22	22	19
Never justified	89	93	96	85	88	-	64	69	68
Don't know/Refused	2	3	1	8	3	-	6	3	5
	100	100	100	100	99	-	100	100	100

**ASIA**

	India (localities)			Philippines			South Korea		
	All	Pent	Char	All	Pent	Char	All	Pent	Char
Always justified	16	9	12	3	1	3	5	1	0
Sometimes justified	26	8	11	14	12	14	53	28	43
Never justified	53	75	71	82	86	83	40	69	54
Don't know/Refused	5	9	6	*	1	1	3	2	3
	100	101	100	99	100	101	101	100	100

**PEW FORUM: 10 NATION SURVEY OF RENEWALISTS (2006)**

**Q29. Please tell me for each of the following statements whether you think it can always be justified, sometimes be justified, or never be justified.**

e. Suicide

**UNITED STATES**

	All	Pentecostals	Charismatics
Always justified	2	4	3
Sometimes justified	21	17	17
Never justified	72	76	76
Don't know/Refused	<u>5</u>	<u>3</u>	<u>5</u>
	100	100	101

**LATIN AMERICA**

	<u>Brazil</u>			<u>Chile</u>			<u>Guatemala</u>		
	All	Pent	Char	All	Pent	Char	All	Pent	Char
Always justified	2	0	2	4	1	5	3	2	2
Sometimes justified	9	4	8	17	4	12	7	7	6
Never justified	88	96	88	74	92	80	88	90	90
Don't know/Refused	<u>1</u>	<u>0</u>	<u>3</u>	<u>5</u>	<u>3</u>	<u>3</u>	<u>2</u>	<u>1</u>	<u>2</u>
	100	100	101	100	100	100	100	100	100

**AFRICA**

	<u>Kenya</u>			<u>Nigeria</u>			<u>South Africa</u>		
	All	Pent	Char	All	Pent	Char	All	Pent	Char
Always justified	*	*	*	*	1	-	7	5	7
Sometimes justified	3	*	1	1	3	-	11	9	10
Never justified	96	98	99	98	96	-	81	84	81
Don't know/Refused	<u>1</u>	<u>2</u>	<u>0</u>	<u>*</u>	<u>*</u>	<u>-</u>	<u>1</u>	<u>2</u>	<u>2</u>
	100	100	100	99	100	-	100	100	100

**ASIA**

	<u>India (localities)</u>			<u>Philippines</u>			<u>South Korea</u>		
	All	Pent	Char	All	Pent	Char	All	Pent	Char
Always justified	12	1	6	1	*	1	*	0	0
Sometimes justified	10	2	5	2	1	2	9	4	3
Never justified	75	89	88	97	98	96	88	95	93
Don't know/Refused	<u>3</u>	<u>8</u>	<u>2</u>	<u>*</u>	<u>*</u>	<u>1</u>	<u>2</u>	<u>1</u>	<u>4</u>
	100	100	101	100	99	100	99	100	100

**PEW FORUM: 10 NATION SURVEY OF RENEWALISTS (2006)**

**Q29. Please tell me for each of the following statements whether you think it can always be justified, sometimes be justified, or never be justified.**

f. Drinking alcohol

**UNITED STATES**

	All	Pentecostals	Charismatics
Always justified	10	9	5
Sometimes justified	58	41	49
Never justified	29	48	42
Don't know/Refused	<u>3</u>	<u>1</u>	<u>4</u>
	100	99	100

**LATIN AMERICA**

	<u>Brazil</u>			<u>Chile</u>			<u>Guatemala</u>		
	All	Pent	Char	All	Pent	Char	All	Pent	Char
Always justified	11	5	12	7	3	7	4	3	4
Sometimes justified	44	22	47	31	29	28	15	10	16
Never justified	45	72	40	56	65	61	79	86	78
Don't know/Refused	<u>*</u>	<u>1</u>	<u>1</u>	<u>6</u>	<u>3</u>	<u>4</u>	<u>2</u>	<u>1</u>	<u>2</u>
	100	100	100	100	100	100	100	100	100

**AFRICA**

	<u>Kenya</u>			<u>Nigeria</u>			<u>South Africa</u>		
	All	Pent	Char	All	Pent	Char	All	Pent	Char
Always justified	3	1	1	3	1	-	10	9	10
Sometimes justified	30	11	19	15	14	-	36	31	36
Never justified	67	88	79	82	84	-	52	56	52
Don't know/Refused	<u>*</u>	<u>0</u>	<u>1</u>	<u>1</u>	<u>1</u>	<u>=</u>	<u>2</u>	<u>4</u>	<u>2</u>
	100	100	100	101	100	-	100	100	100

**ASIA**

	<u>India (localities)</u>			<u>Philippines</u>			<u>South Korea</u>		
	All	Pent	Char	All	Pent	Char	All	Pent	Char
Always justified	17	2	8	3	0	2	9	2	1
Sometimes justified	12	13	8	40	17	40	64	42	46
Never justified	69	79	82	57	82	57	26	54	50
Don't know/Refused	<u>2</u>	<u>6</u>	<u>2</u>	<u>*</u>	<u>*</u>	<u>1</u>	<u>1</u>	<u>2</u>	<u>3</u>
	100	100	100	100	99	100	100	100	100

**PEW FORUM: 10 NATION SURVEY OF RENEWALISTS (2006)**

**Q29. Please tell me for each of the following statements whether you think it can always be justified, sometimes be justified, or never be justified.**

g. Sex between people who are not married to each other

**UNITED STATES**

	All	Pentecostals	Charismatics
Always justified	13	8	9
Sometimes justified	44	24	39
Never justified	37	64	47
Don't know/Refused	<u>6</u>	<u>4</u>	<u>5</u>
	100	100	100

**LATIN AMERICA**

	<u>Brazil</u>			<u>Chile</u>			<u>Guatemala</u>		
	All	Pent	Char	All	Pent	Char	All	Pent	Char
Always justified	32	12	34	34	17	28	8	6	7
Sometimes justified	38	24	39	40	35	41	23	17	24
Never justified	29	63	26	22	44	29	67	77	66
Don't know/Refused	<u>1</u>	<u>1</u>	<u>1</u>	<u>4</u>	<u>5</u>	<u>3</u>	<u>2</u>	<u>1</u>	<u>3</u>
	100	100	100	100	101	101	100	101	100

**AFRICA**

	<u>Kenya</u>			<u>Nigeria</u>			<u>South Africa</u>		
	All	Pent	Char	All	Pent	Char	All	Pent	Char
Always justified	3	0	2	1	*	-	13	8	12
Sometimes justified	18	9	12	7	8	-	32	21	29
Never justified	79	91	86	91	91	-	51	68	54
Don't know/Refused	<u>0</u>	<u>*</u>	<u>*</u>	<u>1</u>	<u>*</u>	<u>-</u>	<u>4</u>	<u>3</u>	<u>5</u>
	100	100	100	100	99	-	100	100	100

**ASIA**

	<u>India (localities)</u>			<u>Philippines</u>			<u>South Korea</u>		
	All	Pent	Char	All	Pent	Char	All	Pent	Char
Always justified	7	*	2	2	0	1	1	0	0
Sometimes justified	10	8	6	20	5	12	18	5	4
Never justified	78	84	90	77	95	86	78	92	95
Don't know/Refused	<u>5</u>	<u>8</u>	<u>2</u>	<u>1</u>	<u>*</u>	<u>1</u>	<u>3</u>	<u>2</u>	<u>1</u>
	100	100	100	100	100	100	100	99	100



**PEW FORUM: 10 NATION SURVEY OF RENEWALISTS (2006)**

**Q29. Please tell me for each of the following statements whether you think it can always be justified, sometimes be justified, or never be justified.**

h. Abortion

**UNITED STATES**

	All	Pentecostals	Charismatics
Always justified	5	6	4
Sometimes justified	46	28	35
Never justified	45	64	57
Don't know/Refused	4	3	4
	100	101	100

**LATIN AMERICA**

	<u>Brazil</u>			<u>Chile</u>			<u>Guatemala</u>		
	All	Pent	Char	All	Pent	Char	All	Pent	Char
Always justified	4	1	3	4	1	6	3	2	2
Sometimes justified	16	8	20	23	9	16	10	7	10
Never justified	79	91	76	71	88	76	85	90	85
Don't know/Refused	1	0	1	2	2	2	2	1	2
	100	100	100	100	100	100	100	100	99

**AFRICA**

	<u>Kenya</u>			<u>Nigeria</u>			<u>South Africa</u>		
	All	Pent	Char	All	Pent	Char	All	Pent	Char
Always justified	*	1	*	1	0	-	8	5	8
Sometimes justified	11	10	11	4	5	-	16	17	20
Never justified	88	88	89	94	95	-	73	78	69
Don't know/Refused	*	1	0	1	0	-	3	*	3
	99	100	100	100	100	-	100	100	100

**ASIA**

	<u>India (localities)</u>			<u>Philippines</u>			<u>South Korea</u>		
	All	Pent	Char	All	Pent	Char	All	Pent	Char
Always justified	9	1	2	*	0	0	0	0	0
Sometimes justified	19	13	6	3	2	3	45	23	28
Never justified	68	78	88	97	97	96	54	77	70
Don't know/Refused	4	8	4	*	*	1	2	0	2
	100	100	100	100	99	100	101	100	100

**PEW FORUM: 10 NATION SURVEY OF RENEWALISTS (2006)**

**Q29. Please tell me for each of the following statements whether you think it can always be justified, sometimes be justified, or never be justified.**

i. Polygamy

**UNITED STATES**

	All	Pentecostals	Charismatics
Always justified	2	1	2
Sometimes justified	12	9	11
Never justified	71	71	74
Don't know/Refused	<u>15</u>	<u>19</u>	<u>13</u>
	100	100	100

**LATIN AMERICA**

	<u>Brazil</u>			<u>Chile</u>			<u>Guatemala</u>		
	All	Pent	Char	All	Pent	Char	All	Pent	Char
Always justified	3	1	2	3	2	3	4	4	4
Sometimes justified	11	3	9	10	4	8	8	6	9
Never justified	83	94	85	81	90	84	86	89	86
Don't know/Refused	<u>3</u>	<u>3</u>	<u>4</u>	<u>6</u>	<u>5</u>	<u>5</u>	<u>2</u>	<u>1</u>	<u>2</u>
	100	101	100	100	101	100	100	100	101

**AFRICA**

	<u>Kenya</u>			<u>Nigeria</u>			<u>South Africa</u>		
	All	Pent	Char	All	Pent	Char	All	Pent	Char
Always justified	6	2	3	26	*	-	7	7	9
Sometimes justified	34	20	24	18	10	-	20	10	17
Never justified	60	77	73	54	88	-	66	81	68
Don't know/Refused	<u>*</u>	<u>1</u>	<u>*</u>	<u>2</u>	<u>1</u>	<u>-</u>	<u>7</u>	<u>3</u>	<u>6</u>
	100	100	100	100	99	-	100	101	100

**ASIA**

	<u>India (localities)</u>			<u>Philippines</u>			<u>South Korea</u>		
	All	Pent	Char	All	Pent	Char	All	Pent	Char
Always justified	10	1	2	3	0	1	1	1	0
Sometimes justified	8	*	3	5	3	4	3	5	3
Never justified	78	90	92	92	97	95	95	95	95
Don't know/Refused	<u>4</u>	<u>9</u>	<u>3</u>	<u>1</u>	<u>1</u>	<u>1</u>	<u>1</u>	<u>0</u>	<u>2</u>
	100	100	100	101	101	101	100	101	100

**PEW FORUM: 10 NATION SURVEY OF RENEWALISTS (2006)**

**Q30. I'm going to read a list of institutions and people. For each one, please tell me whether you feel that you can trust them a lot, some, only a little, or not at all. First, how about (insert item), do you feel you can trust them a lot, trust them some, trust them only a little, or not trust them at all? How about (insert next item), would you say you can trust them a lot, some, only a little, or not at all?**  
a. people in your immediate family

**UNITED STATES**

	All	Pentecostals	Charismatics
Can trust a lot	70	66	64
Can trust some	22	25	26
Trust a little	6	8	6
Not at all	1	1	2
Don't know/Refused	<u>1</u>	<u>0</u>	<u>1</u>
	100	100	99

**LATIN AMERICA**

	Brazil			Chile			Guatemala		
	All	Pent	Char	All	Pent	Char	All	Pent	Char
Can trust a lot	52	50	49	75	75	76	73	76	74
Can trust some	29	31	32	16	19	17	16	13	16
Trust a little	13	13	10	7	6	6	7	7	7
Not at all	5	6	9	2	1	1	4	4	3
Don't know/Refused	<u>*</u>	<u>0</u>	<u>*</u>	<u>0</u>	<u>0</u>	<u>0</u>	<u>*</u>	<u>0</u>	<u>*</u>
	99	100	100	100	100	100	100	100	100

**AFRICA**

	Kenya			Nigeria			South Africa		
	All	Pent	Char	All	Pent	Char	All	Pent	Char
Can trust a lot	46	50	47	42	43	-	62	55	65
Can trust some	43	40	42	44	38	-	28	34	23
Trust a little	9	8	7	9	11	-	8	9	10
Not at all	2	2	4	5	8	-	2	2	3
Don't know/Refused	<u>0</u>	<u>0</u>	<u>0</u>	<u>0</u>	<u>0</u>	<u>-</u>	<u>0</u>	<u>0</u>	<u>0</u>
	100	100	100	100	100	-	100	100	101

**ASIA**

	India (localities)			Philippines			South Korea		
	All	Pent	Char	All	Pent	Char	All	Pent	Char
Can trust a lot	74	74	72	85	86	83	73	76	77
Can trust some	19	20	22	13	13	15	26	23	22
Trust a little	5	4	3	1	1	2	1	1	1
Not at all	2	2	2	1	0	1	*	1	0
Don't know/Refused	<u>0</u>	<u>0</u>	<u>0</u>	<u>0</u>	<u>0</u>	<u>0</u>	<u>0</u>	<u>0</u>	<u>*</u>
	100	100	99	100	100	101	100	101	100

**PEW FORUM: 10 NATION SURVEY OF RENEWALISTS (2006)**

**Q30. I'm going to read a list of institutions and people. For each one, please tell me whether you feel that you can trust them a lot, some, only a little, or not at all. First, how about (insert item), do you feel you can trust them a lot, trust them some, trust them only a little, or not trust them at all? How about (insert next item), would you say you can trust them a lot, some, only a little, or not at all?**  
b. people in your neighborhood

**UNITED STATES**

	All	Pentecostals	Charismatics
Can trust a lot	29	20	24
Can trust some	45	46	47
Trust a little	14	22	15
Not at all	9	8	11
Don't know/Refused	<u>3</u>	<u>4</u>	<u>3</u>
	100	100	100

**LATIN AMERICA**

	Brazil			Chile			Guatemala		
	All	Pent	Char	All	Pent	Char	All	Pent	Char
Can trust a lot	2	2	1	14	11	15	15	12	17
Can trust some	27	20	31	39	34	38	39	46	39
Trust a little	38	39	32	31	38	28	27	27	28
Not at all	34	38	35	16	14	18	19	15	16
Don't know/Refused	*	<u>1</u>	*	*	<u>2</u>	*	*	*	*
	101	100	99	100	99	99	100	100	100

**AFRICA**

	Kenya			Nigeria			South Africa		
	All	Pent	Char	All	Pent	Char	All	Pent	Char
Can trust a lot	9	10	8	4	5	-	13	14	15
Can trust some	46	43	42	40	35	-	45	49	42
Trust a little	36	39	33	43	39	-	27	27	25
Not at all	9	8	17	14	21	-	14	10	18
Don't know/Refused	<u>0</u>	<u>0</u>	<u>0</u>	*	*	-	<u>1</u>	<u>1</u>	<u>0</u>
	100	100	100	101	100	-	100	101	100

**ASIA**

	India (localities)			Philippines			South Korea		
	All	Pent	Char	All	Pent	Char	All	Pent	Char
Can trust a lot	25	24	16	15	18	11	5	6	10
Can trust some	53	61	62	58	59	56	63	61	63
Trust a little	17	12	16	23	19	27	28	31	25
Not at all	4	3	6	4	3	5	3	2	2
Don't know/Refused	<u>0</u>	<u>0</u>	<u>0</u>	*	*	<u>0</u>	<u>1</u>	<u>0</u>	*
	99	100	100	100	99	99	100	100	100

**PEW FORUM: 10 NATION SURVEY OF RENEWALISTS (2006)**

**Q30. I'm going to read a list of institutions and people. For each one, please tell me whether you feel that you can trust them a lot, some, only a little, or not at all. First, how about (insert item), do you feel you can trust them a lot, trust them some, trust them only a little, or not trust them at all? How about (insert next item), would you say you can trust them a lot, some, only a little, or not at all?**  
 c. your city or local government

**UNITED STATES**

	All	Pentecostals	Charismatics
Can trust a lot	9	7	10
Can trust some	49	45	50
Trust a little	24	35	19
Not at all	15	9	16
Don't know/Refused	<u>3</u>	<u>4</u>	<u>5</u>
	100	100	100

**LATIN AMERICA**

	Brazil			Chile			Guatemala		
	All	Pent	Char	All	Pent	Char	All	Pent	Char
Can trust a lot	2	*	2	7	5	8	6	6	8
Can trust some	12	9	15	35	31	34	21	22	22
Trust a little	29	35	22	39	43	34	32	37	32
Not at all	57	55	61	18	18	23	41	34	38
Don't know/Refused	*	*	*	<u>1</u>	<u>3</u>	<u>1</u>	*	<u>1</u>	<u>0</u>
	100	99	100	100	100	100	100	100	100

**AFRICA**

	Kenya			Nigeria			South Africa		
	All	Pent	Char	All	Pent	Char	All	Pent	Char
Can trust a lot	7	6	8	1	1	-	6	6	10
Can trust some	29	32	29	20	15	-	33	31	36
Trust a little	45	44	39	47	44	-	32	32	28
Not at all	18	17	23	32	39	-	27	28	23
Don't know/Refused	<u>1</u>	<u>1</u>	<u>1</u>	<u>1</u>	<u>1</u>	-	<u>2</u>	<u>2</u>	<u>2</u>
	100	100	100	101	100	-	100	99	99

**ASIA**

	India (localities)			Philippines			South Korea		
	All	Pent	Char	All	Pent	Char	All	Pent	Char
Can trust a lot	23	14	16	12	12	11	*	2	3
Can trust some	43	55	46	46	46	46	24	25	25
Trust a little	24	24	26	31	34	30	46	57	59
Not at all	10	7	11	10	7	12	27	15	11
Don't know/Refused	*	<u>0</u>	<u>0</u>	<u>1</u>	*	<u>1</u>	<u>3</u>	<u>1</u>	<u>2</u>
	100	100	99	100	99	100	100	100	100

**PEW FORUM: 10 NATION SURVEY OF RENEWALISTS (2006)**

**Q30. I'm going to read a list of institutions and people. For each one, please tell me whether you feel that you can trust them a lot, some, only a little, or not at all. First, how about (insert item), do you feel you can trust them a lot, trust them some, trust them only a little, or not trust them at all? How about (insert next item), would you say you can trust them a lot, some, only a little, or not at all?**  
d. the media

**UNITED STATES**

	All	Pentecostals	Charismatics
Can trust a lot	5	2	5
Can trust some	38	34	43
Trust a little	32	38	27
Not at all	23	24	22
Don't know/Refused	<u>2</u>	<u>2</u>	<u>3</u>
	100	100	100

**LATIN AMERICA**

	Brazil			Chile			Guatemala		
	All	Pent	Char	All	Pent	Char	All	Pent	Char
Can trust a lot	2	*	2	4	4	4	18	17	17
Can trust some	17	13	18	29	29	34	26	25	30
Trust a little	36	34	35	45	48	44	30	31	30
Not at all	44	53	44	21	17	16	26	26	23
Don't know/Refused	<u>*</u>	<u>1</u>	<u>1</u>	<u>1</u>	<u>2</u>	<u>1</u>	<u>*</u>	<u>1</u>	<u>*</u>
	99	101	100	100	100	99	100	100	100

**AFRICA**

	Kenya			Nigeria			South Africa		
	All	Pent	Char	All	Pent	Char	All	Pent	Char
Can trust a lot	13	13	9	4	2	-	11	8	16
Can trust some	50	51	43	27	18	-	32	29	29
Trust a little	29	30	34	48	46	-	34	33	36
Not at all	7	5	12	20	32	-	21	27	17
Don't know/Refused	<u>2</u>	<u>1</u>	<u>1</u>	<u>1</u>	<u>1</u>	-	<u>2</u>	<u>3</u>	<u>2</u>
	101	100	99	100	99	-	100	100	100

**ASIA**

	India (localities)			Philippines			South Korea		
	All	Pent	Char	All	Pent	Char	All	Pent	Char
Can trust a lot	17	15	15	14	13	16	1	2	1
Can trust some	47	38	44	47	51	47	22	23	24
Trust a little	26	37	24	29	29	30	44	55	53
Not at all	9	9	15	8	6	8	31	19	20
Don't know/Refused	<u>1</u>	<u>1</u>	<u>2</u>	<u>1</u>	<u>1</u>	<u>*</u>	<u>2</u>	<u>2</u>	<u>2</u>
	100	100	100	99	100	101	100	101	100

**PEW FORUM: 10 NATION SURVEY OF RENEWALISTS (2006)**

**Q30. I'm going to read a list of institutions and people. For each one, please tell me whether you feel that you can trust them a lot, some, only a little, or not at all. First, how about (insert item), do you feel you can trust them a lot, trust them some, trust them only a little, or not trust them at all? How about (insert next item), would you say you can trust them a lot, some, only a little, or not at all?**  
 e. our national government

**UNITED STATES**

	All	Pentecostals	Charismatics
Can trust a lot	5	9	7
Can trust some	45	46	42
Trust a little	28	34	27
Not at all	19	11	20
Don't know/Refused	<u>3</u>	<u>*</u>	<u>4</u>
	100	100	100

**LATIN AMERICA**

	Brazil			Chile			Guatemala		
	All	Pent	Char	All	Pent	Char	All	Pent	Char
Can trust a lot	3	1	3	11	10	12	4	5	6
Can trust some	12	13	16	37	39	36	17	20	19
Trust a little	28	30	24	34	34	33	30	33	29
Not at all	56	56	57	17	14	18	49	42	46
Don't know/Refused	<u>*</u>	<u>*</u>	<u>0</u>	<u>2</u>	<u>3</u>	<u>1</u>	<u>1</u>	<u>1</u>	<u>*</u>
	99	100	100	101	100	100	101	101	100

**AFRICA**

	Kenya			Nigeria			South Africa		
	All	Pent	Char	All	Pent	Char	All	Pent	Char
Can trust a lot	11	12	11	1	2	-	13	9	18
Can trust some	34	35	35	14	13	-	35	34	36
Trust a little	35	39	33	41	38	-	27	27	24
Not at all	19	14	21	44	46	-	23	25	21
Don't know/Refused	<u>0</u>	<u>*</u>	<u>*</u>	<u>*</u>	<u>1</u>	<u>-</u>	<u>2</u>	<u>4</u>	<u>1</u>
	99	100	100	100	100	-	100	99	100

**ASIA**

	India (localities)			Philippines			South Korea		
	All	Pent	Char	All	Pent	Char	All	Pent	Char
Can trust a lot	34	29	23	11	11	11	*	1	3
Can trust some	39	35	40	40	44	41	19	21	20
Trust a little	18	29	28	33	37	31	35	46	52
Not at all	7	7	9	15	8	16	43	31	24
Don't know/Refused	<u>2</u>	<u>0</u>	<u>0</u>	<u>1</u>	<u>*</u>	<u>1</u>	<u>2</u>	<u>2</u>	<u>1</u>
	100	100	100	100	100	100	99	101	100

**PEW FORUM: 10 NATION SURVEY OF RENEWALISTS (2006)**

**Q30. I'm going to read a list of institutions and people. For each one, please tell me whether you feel that you can trust them a lot, some, only a little, or not at all. First, how about (insert item), do you feel you can trust them a lot, trust them some, trust them only a little, or not trust them at all? How about (insert next item), would you say you can trust them a lot, some, only a little, or not at all?**  
 f. the military

**UNITED STATES**

	All	Pentecostals	Charismatics
Can trust a lot	35	37	34
Can trust some	38	40	40
Trust a little	18	14	16
Not at all	5	4	7
Don't know/Refused	<u>4</u>	<u>5</u>	<u>3</u>
	100	100	100

**LATIN AMERICA**

	Brazil			Chile			Guatemala		
	All	Pent	Char	All	Pent	Char	All	Pent	Char
Can trust a lot	5	1	5	12	8	8	5	7	7
Can trust some	18	19	19	30	29	29	21	20	23
Trust a little	32	30	30	35	37	36	29	36	27
Not at all	44	49	46	22	21	24	44	36	42
Don't know/Refused	<u>*</u>	<u>1</u>	<u>0</u>	<u>2</u>	<u>5</u>	<u>2</u>	<u>*</u>	<u>1</u>	<u>1</u>
	99	100	100	101	100	99	99	100	100

**AFRICA**

	Kenya			Nigeria			South Africa		
	All	Pent	Char	All	Pent	Char	All	Pent	Char
Can trust a lot	22	18	17	1	5	-	13	10	16
Can trust some	43	43	38	20	11	-	35	35	35
Trust a little	20	25	26	39	37	-	26	29	24
Not at all	12	10	18	36	43	-	21	19	20
Don't know/Refused	<u>3</u>	<u>3</u>	<u>2</u>	<u>4</u>	<u>4</u>	<u>-</u>	<u>5</u>	<u>7</u>	<u>5</u>
	100	99	101	100	100	-	100	100	100

**ASIA**

	India (localities)			Philippines			South Korea		
	All	Pent	Char	All	Pent	Char	All	Pent	Char
Can trust a lot	58	37	44	12	9	13	2	5	5
Can trust some	23	35	36	46	49	47	35	34	39
Trust a little	12	19	10	29	33	29	45	43	44
Not at all	6	8	9	12	8	11	16	17	10
Don't know/Refused	<u>1</u>	<u>1</u>	<u>1</u>	<u>1</u>	<u>*</u>	<u>1</u>	<u>2</u>	<u>1</u>	<u>2</u>
	100	100	100	100	99	101	100	100	100



**PEW FORUM: 10 NATION SURVEY OF RENEWALISTS (2006)**

**Q30. I'm going to read a list of institutions and people. For each one, please tell me whether you feel that you can trust them a lot, some, only a little, or not at all. First, how about (insert item), do you feel you can trust them a lot, trust them some, trust them only a little, or not trust them at all? How about (insert next item), would you say you can trust them a lot, some, only a little, or not at all?**  
 g. people from other religions

**UNITED STATES**

	All	Pentecostals	Charismatics
Can trust a lot	23	22	22
Can trust some	54	54	56
Trust a little	13	18	12
Not at all	5	5	6
Don't know/Refused	<u>6</u>	<u>1</u>	<u>4</u>
	101	100	100

**LATIN AMERICA**

	Brazil			Chile			Guatemala		
	All	Pent	Char	All	Pent	Char	All	Pent	Char
Can trust a lot	3	3	2	10	11	10	12	11	13
Can trust some	34	32	35	37	42	37	41	47	43
Trust a little	37	39	33	29	33	34	23	24	20
Not at all	24	26	27	17	10	16	24	17	23
Don't know/Refused	<u>3</u>	<u>*</u>	<u>3</u>	<u>7</u>	<u>4</u>	<u>3</u>	<u>*</u>	<u>*</u>	<u>1</u>
	101	100	100	100	100	100	100	99	100

**AFRICA**

	Kenya			Nigeria			South Africa		
	All	Pent	Char	All	Pent	Char	All	Pent	Char
Can trust a lot	8	9	10	4	7	-	16	19	20
Can trust some	45	51	43	31	33	-	46	45	45
Trust a little	29	30	20	42	36	-	24	25	24
Not at all	17	10	26	20	22	-	10	10	9
Don't know/Refused	<u>1</u>	<u>*</u>	<u>1</u>	<u>3</u>	<u>2</u>	<u>-</u>	<u>4</u>	<u>1</u>	<u>2</u>
	100	100	100	100	100	-	100	100	100

**ASIA**

	India (localities)			Philippines			South Korea		
	All	Pent	Char	All	Pent	Char	All	Pent	Char
Can trust a lot	26	17	19	13	15	16	1	3	4
Can trust some	50	50	52	52	55	52	33	28	35
Trust a little	17	24	22	24	25	20	42	46	43
Not at all	5	8	5	9	5	11	14	19	15
Don't know/Refused	<u>2</u>	<u>2</u>	<u>2</u>	<u>2</u>	<u>*</u>	<u>1</u>	<u>10</u>	<u>4</u>	<u>5</u>
	100	101	100	100	100	100	100	100	102

**PEW FORUM: 10 NATION SURVEY OF RENEWALISTS (2006)**

**Q30. I'm going to read a list of institutions and people. For each one, please tell me whether you feel that you can trust them a lot, some, only a little, or not at all. First, how about (insert item), do you feel you can trust them a lot, trust them some, trust them only a little, or not trust them at all? How about (insert next item), would you say you can trust them a lot, some, only a little, or not at all?**  
 h. people at your church or place of worship

**UNITED STATES**

	All <sup>†</sup>	Pentecostals	Charismatics
Can trust a lot	51	57	44
Can trust some	34	34	39
Trust a little	8	4	9
Not at all	2	1	3
Don't know/Refused	<u>5</u>	<u>3</u>	<u>5</u>
	100	99	100
	(n=619)		

**LATIN AMERICA**

	Brazil			Chile			Guatemala		
	All <sup>†</sup>	Pent	Char	All <sup>†</sup>	Pent	Char	All <sup>†</sup>	Pent	Char
Can trust a lot	13	23	7	32	54	42	40	48	41
Can trust some	43	45	42	41	37	43	39	38	39
Trust a little	27	22	29	17	8	10	12	9	12
Not at all	13	9	17	5	2	3	8	5	7
Don't know/Refused	<u>4</u>	<u>1</u>	<u>5</u>	<u>6</u>	<u>*</u>	<u>2</u>	<u>1</u>	<u>0</u>	<u>*</u>
	100	100	100	101	101	100	100	100	99
	(643)			(510)			(854)		

**AFRICA**

	Kenya			Nigeria			South Africa		
	All <sup>†</sup>	Pent	Char	All <sup>†</sup>	Pent	Char	All <sup>†</sup>	Pent	Char
Can trust a lot	36	36	37	23	26	-	41	46	47
Can trust some	49	51	43	46	43	-	43	42	44
Trust a little	11	9	13	22	20	-	11	9	7
Not at all	2	2	6	7	11	-	3	1	2
Don't know/Refused	<u>3</u>	<u>2</u>	<u>1</u>	<u>2</u>	<u>1</u>	<u>-</u>	<u>2</u>	<u>2</u>	<u>0</u>
	101	100	100	100	101	-	100	100	100
	(642)			(649)			(720)		

**ASIA**

	India (localities)			Philippines			South Korea		
	All <sup>†</sup>	Pent	Char	All <sup>†</sup>	Pent	Char	All <sup>†</sup>	Pent	Char
Can trust a lot	34	60	49	35	51	34	16	31	32
Can trust some	50	33	41	50	43	52	58	54	52
Trust a little	12	4	10	12	5	11	21	12	14
Not at all	3	3	0	2	1	3	3	2	1
Don't know/Refused	<u>1</u>	<u>*</u>	<u>1</u>	<u>1</u>	<u>0</u>	<u>*</u>	<u>2</u>	<u>1</u>	<u>1</u>
	100	100	101	100	100	100	100	100	100
	(725)			(995)			(346)		

<sup>†</sup>Based on respondents who identified themselves as belonging to a particular religion (Q3).

**PEW FORUM: 10 NATION SURVEY OF RENEWALISTS (2006)**

**Q31. How often, if ever, do you discuss politics with your family or friends – never, once or twice a month, once or twice a week, three or four times a week, or every day?**

UNITED STATES									
	All			Pentecostals			Charismatics		
Never	22			30			24		
Once or twice a month	36			34			36		
Once or twice a week	20			20			21		
Three or four times a week	11			5			8		
Every day	9			10			8		
Don't know/Refused	<u>2</u>			<u>0</u>			<u>4</u>		
	100			99			101		

LATIN AMERICA									
	Brazil			Chile			Guatemala		
	All	Pent	Char	All	Pent	Char	All	Pent	Char
Never	46	56	43	50	66	49	55	58	54
Once or twice a month	26	23	30	25	20	27	28	26	27
Once or twice a week	10	11	9	11	8	12	10	8	11
Three or four times a week	5	4	6	10	5	10	6	7	6
Every day	8	6	7	3	*	2	2	2	2
Don't know/Refused	<u>4</u>	<u>2</u>	<u>5</u>	<u>1</u>	<u>1</u>	<u>1</u>	<u>*</u>	<u>1</u>	<u>0</u>
	99	102	100	100	100	101	101	102	100

AFRICA									
	Kenya			Nigeria			South Africa		
	All	Pent	Char	All	Pent	Char	All	Pent	Char
Never	21	27	20	25	25	-	37	38	31
Once or twice a month	24	30	19	27	33	-	30	37	30
Once or twice a week	22	23	28	14	18	-	15	10	13
Three or four times a week	15	10	15	15	11	-	9	7	13
Every day	15	8	16	16	10	-	6	5	8
Don't know/Refused	<u>4</u>	<u>2</u>	<u>2</u>	<u>2</u>	<u>4</u>	-	<u>3</u>	<u>4</u>	<u>5</u>
	101	100	100	99	101	-	100	101	100

ASIA									
	India (localities)			Philippines			South Korea		
	All	Pent	Char	All	Pent	Char	All	Pent	Char
Never	42	47	50	31	25	27	34	41	26
Once or twice a month	31	38	36	41	51	42	43	44	53
Once or twice a week	14	9	9	15	14	17	17	10	13
Three or four times a week	7	5	2	8	6	9	4	3	5
Every day	6	1	3	5	3	4	2	1	1
Don't know/Refused	<u>0</u>	<u>0</u>	<u>0</u>	<u>*</u>	<u>1</u>	<u>0</u>	<u>1</u>	<u>2</u>	<u>2</u>
	100	100	100	100	100	99	101	101	100

**PEW FORUM: 10 NATION SURVEY OF RENEWALISTS (2006)**

**Q32. Here is a list of things that you can and cannot do in some countries. How important is it to you to live in a country where (insert item)? Is it very important, somewhat important, not too important or not important at all?**

a. you can openly say what you think and can criticize the government

**UNITED STATES**

	All	Pentecostals	Charismatics
Very important	82	66	72
Somewhat important	11	23	19
Not too important	4	6	4
Not at all important	2	3	1
Don't know/Refused	<u>1</u>	<u>2</u>	<u>4</u>
	100	100	100

**LATIN AMERICA**

	<u>Brazil</u>			<u>Chile</u>			<u>Guatemala</u>		
	All	Pent	Char	All	Pent	Char	All	Pent	Char
Very important	74	69	77	65	61	53	68	62	71
Somewhat important	15	21	12	25	29	36	26	30	22
Not too important	8	7	8	6	4	7	3	4	3
Not at all important	3	3	3	3	3	2	2	3	3
Don't know/Refused	*	*	*	<u>2</u>	<u>3</u>	<u>2</u>	<u>1</u>	<u>1</u>	<u>1</u>
	100	100	99	101	100	100	100	100	100

**AFRICA**

	<u>Kenya</u>			<u>Nigeria</u>			<u>South Africa</u>		
	All	Pent	Char	All	Pent	Char	All	Pent	Char
Very important	72	71	75	66	71	-	51	53	49
Somewhat important	17	17	16	25	22	-	30	27	33
Not too important	7	7	7	5	6	-	11	13	14
Not at all important	3	5	2	2	*	-	6	5	3
Don't know/Refused	<u>1</u>	*	<u>1</u>	<u>2</u>	*	-	<u>3</u>	<u>2</u>	<u>1</u>
	100	100	101	100	99	-	101	100	100

**ASIA**

	<u>India (localities)</u>			<u>Philippines</u>			<u>South Korea</u>		
	All	Pent	Char	All	Pent	Char	All	Pent	Char
Very important	54	69	70	55	60	55	40	47	34
Somewhat important	30	18	19	31	26	33	56	49	57
Not too important	8	5	3	10	11	10	3	4	6
Not at all important	5	3	2	3	3	2	1	0	2
Don't know/Refused	<u>2</u>	<u>5</u>	<u>6</u>	<u>1</u>	<u>0</u>	<u>0</u>	*	<u>0</u>	<u>1</u>
	99	100	100	100	100	100	100	100	100

**PEW FORUM: 10 NATION SURVEY OF RENEWALISTS (2006)**

**Q32. Here is a list of things that you can and cannot do in some countries. How important is it to you to live in a country where (insert item)? Is it very important, somewhat important, not too important or not important at all?**

b. honest elections are held regularly with a choice of at least two political parties

**UNITED STATES**

	All	Pentecostals	Charismatics
Very important	82	88	77
Somewhat important	10	11	15
Not too important	2	1	3
Not at all important	3	0	3
Don't know/Refused	<u>2</u>	<u>1</u>	<u>2</u>
	99	101	100

**LATIN AMERICA**

	Brazil			Chile			Guatemala		
	All	Pent	Char	All	Pent	Char	All	Pent	Char
Very important	66	66	68	59	56	50	60	58	63
Somewhat important	19	24	18	28	33	36	31	34	29
Not too important	10	6	10	7	5	5	4	5	4
Not at all important	4	3	4	4	2	5	4	2	3
Don't know/Refused	<u>0</u>	<u>1</u>	<u>*</u>	<u>4</u>	<u>4</u>	<u>4</u>	<u>1</u>	<u>1</u>	<u>1</u>
	99	100	100	102	100	100	100	100	100

**AFRICA**

	Kenya			Nigeria			South Africa		
	All	Pent	Char	All	Pent	Char	All	Pent	Char
Very important	79	78	80	64	67	-	50	57	52
Somewhat important	14	14	16	25	22	-	29	27	29
Not too important	4	4	1	7	10	-	9	9	11
Not at all important	2	2	2	2	*	-	6	5	3
Don't know/Refused	<u>1</u>	<u>2</u>	<u>1</u>	<u>2</u>	<u>1</u>	<u>-</u>	<u>6</u>	<u>2</u>	<u>5</u>
	100	100	100	100	100	-	100	100	100

**ASIA**

	India (localities)			Philippines			South Korea		
	All	Pent	Char	All	Pent	Char	All	Pent	Char
Very important	57	62	69	57	72	57	31	37	29
Somewhat important	26	23	18	30	21	27	57	50	57
Not too important	8	5	4	10	6	11	11	12	11
Not at all important	5	3	3	3	1	4	1	1	1
Don't know/Refused	<u>4</u>	<u>6</u>	<u>6</u>	<u>*</u>	<u>0</u>	<u>*</u>	<u>1</u>	<u>0</u>	<u>2</u>
	100	99	100	100	100	99	101	100	100

**PEW FORUM: 10 NATION SURVEY OF RENEWALISTS (2006)**

**Q32. Here is a list of things that you can and cannot do in some countries. How important is it to you to live in a country where (insert item)? Is it very important, somewhat important, not too important or not important at all?**

c. there is a judicial system that treats everyone in the same way

**UNITED STATES**

	All	Pentecostals	Charismatics
Very important	87	80	84
Somewhat important	8	12	11
Not too important	1	3	2
Not at all important	2	5	2
Don't know/Refused	<u>2</u>	<u>0</u>	<u>2</u>
	100	100	101

**LATIN AMERICA**

	Brazil			Chile			Guatemala		
	All	Pent	Char	All	Pent	Char	All	Pent	Char
Very important	84	86	81	69	67	59	65	58	68
Somewhat important	11	10	12	18	21	24	27	33	24
Not too important	3	3	3	7	5	8	4	4	5
Not at all important	2	1	3	3	2	4	3	3	3
Don't know/Refused	<u>1</u>	<u>0</u>	<u>1</u>	<u>3</u>	<u>4</u>	<u>5</u>	<u>1</u>	<u>1</u>	<u>1</u>
	101	100	100	100	99	100	100	99	101

**AFRICA**

	Kenya			Nigeria			South Africa		
	All	Pent	Char	All	Pent	Char	All	Pent	Char
Very important	86	84	89	79	81	-	65	67	65
Somewhat important	9	10	8	18	17	-	21	20	25
Not too important	2	2	2	2	3	-	7	9	7
Not at all important	2	3	1	*	0	-	4	2	1
Don't know/Refused	<u>1</u>	<u>1</u>	<u>*</u>	<u>1</u>	<u>*</u>	<u>-</u>	<u>3</u>	<u>2</u>	<u>2</u>
	100	100	100	100	101	-	100	100	100

**ASIA**

	India (localities)			Philippines			South Korea		
	All	Pent	Char	All	Pent	Char	All	Pent	Char
Very important	61	66	78	71	85	66	39	47	41
Somewhat important	24	24	17	21	12	25	53	45	51
Not too important	7	5	3	5	3	7	7	8	5
Not at all important	5	3	1	2	0	2	*	0	1
Don't know/Refused	<u>2</u>	<u>3</u>	<u>2</u>	<u>1</u>	<u>0</u>	<u>0</u>	<u>1</u>	<u>0</u>	<u>2</u>
	99	101	101	100	100	100	100	100	100

**PEW FORUM: 10 NATION SURVEY OF RENEWALISTS (2006)**

**Q32. Here is a list of things that you can and cannot do in some countries. How important is it to you to live in a country where (insert item)? Is it very important, somewhat important, not too important or not important at all?**

d. you can practice your religion freely

**UNITED STATES**

	All	Pentecostals	Charismatics
Very important	91	96	89
Somewhat important	7	3	9
Not too important	1	0	1
Not at all important	1	0	1
Don't know/Refused	<u>*</u>	<u>1</u>	<u>1</u>
	100	100	101

**LATIN AMERICA**

	Brazil			Chile			Guatemala		
	All	Pent	Char	All	Pent	Char	All	Pent	Char
Very important	84	87	84	75	83	73	73	70	76
Somewhat important	12	12	13	19	15	22	23	27	21
Not too important	3	1	2	2	1	2	2	2	3
Not at all important	1	1	1	2	0	1	1	*	*
Don't know/Refused	<u>*</u>	<u>0</u>	<u>0</u>	<u>2</u>	<u>1</u>	<u>2</u>	<u>1</u>	<u>1</u>	<u>*</u>
	100	101	100	100	100	100	100	100	100

**AFRICA**

	Kenya			Nigeria			South Africa		
	All	Pent	Char	All	Pent	Char	All	Pent	Char
Very important	87	87	92	90	89	-	75	84	81
Somewhat important	10	11	8	9	11	-	20	14	17
Not too important	2	1	*	1	0	-	3	1	1
Not at all important	*	*	0	0	0	-	1	*	1
Don't know/Refused	<u>1</u>	<u>*</u>	<u>0</u>	<u>*</u>	<u>0</u>	<u>-</u>	<u>2</u>	<u>*</u>	<u>1</u>
	100	99	100	100	100	-	101	99	101

**ASIA**

	India (localities)			Philippines			South Korea		
	All	Pent	Char	All	Pent	Char	All	Pent	Char
Very important	73	75	84	71	81	72	42	64	56
Somewhat important	19	21	14	24	18	23	49	29	38
Not too important	5	2	0	3	1	4	8	6	4
Not at all important	2	1	1	1	0	1	1	0	1
Don't know/Refused	<u>1</u>	<u>1</u>	<u>2</u>	<u>1</u>	<u>0</u>	<u>*</u>	<u>*</u>	<u>1</u>	<u>1</u>
	100	100	101	100	100	100	100	100	100

**PEW FORUM: 10 NATION SURVEY OF RENEWALISTS (2006)**

**Q32. Here is a list of things that you can and cannot do in some countries. How important is it to you to live in a country where (insert item)? Is it very important, somewhat important, not too important or not important at all?**

e. there is freedom of religion for religions other than your own

**UNITED STATES**

	All	Pentecostals	Charismatics
Very important	85	82	78
Somewhat important	10	14	15
Not too important	2	2	2
Not at all important	2	1	3
Don't know/Refused	<u>1</u>	<u>0</u>	<u>2</u>
	100	99	100

**LATIN AMERICA**

	Brazil			Chile			Guatemala		
	All	Pent	Char	All	Pent	Char	All	Pent	Char
Very important	79	77	82	72	74	69	69	64	69
Somewhat important	16	17	17	21	21	25	26	32	26
Not too important	3	5	1	3	3	4	3	2	4
Not at all important	1	1	*	2	1	1	1	1	1
Don't know/Refused	<u>1</u>	<u>*</u>	<u>*</u>	<u>2</u>	<u>1</u>	<u>1</u>	<u>1</u>	<u>1</u>	<u>*</u>
	100	100	100	100	100	100	100	100	100

**AFRICA**

	Kenya			Nigeria			South Africa		
	All	Pent	Char	All	Pent	Char	All	Pent	Char
Very important	75	75	81	69	67	-	62	70	64
Somewhat important	18	19	17	22	27	-	27	22	26
Not too important	4	5	1	7	5	-	4	4	5
Not at all important	3	1	1	1	*	-	4	2	4
Don't know/Refused	<u>*</u>	<u>0</u>	<u>0</u>	<u>1</u>	<u>1</u>	<u>-</u>	<u>4</u>	<u>1</u>	<u>1</u>
	100	100	100	100	100	-	101	99	100

**ASIA**

	India (localities)			Philippines			South Korea		
	All	Pent	Char	All	Pent	Char	All	Pent	Char
Very important	43	54	43	52	68	51	34	39	30
Somewhat important	23	23	26	35	27	36	53	50	54
Not too important	13	10	11	8	4	9	10	10	13
Not at all important	14	7	11	3	1	3	1	1	1
Don't know/Refused	<u>7</u>	<u>6</u>	<u>9</u>	<u>2</u>	<u>*</u>	<u>1</u>	<u>2</u>	<u>1</u>	<u>1</u>
	100	100	100	100	100	100	100	101	99



**PEW FORUM: 10 NATION SURVEY OF RENEWALISTS (2006)**

**Q33. Here is a list of things that may or may not be problems in our country. As I read each one, please tell me if you think it is a very big problem, a moderately big problem, a small problem, or not a problem at all.**

a. Conflict between religious groups

**UNITED STATES**

	All	Pentecostals	Charismatics
Very big problem	34	33	39
Moderately big problem	32	44	31
Small problem	20	16	16
Not a problem at all	10	5	8
Don't know/Refused	<u>3</u>	<u>2</u>	<u>6</u>
	99	100	100

**LATIN AMERICA**

	<u>Brazil</u>			<u>Chile</u>			<u>Guatemala</u>		
	All	Pent	Char	All	Pent	Char	All	Pent	Char
Very big problem	61	66	61	25	30	37	57	57	58
Moderately big problem	18	16	15	22	20	25	16	18	15
Small problem	12	9	10	20	25	15	12	9	13
Not a problem at all	8	9	13	30	21	20	14	15	13
Don't know/Refused	<u>1</u>	<u>1</u>	<u>1</u>	<u>3</u>	<u>3</u>	<u>3</u>	<u>1</u>	<u>1</u>	<u>2</u>
	100	101	100	100	99	100	100	100	101

**AFRICA**

	<u>Kenya</u>			<u>Nigeria</u>			<u>South Africa</u>		
	All	Pent	Char	All	Pent	Char	All	Pent	Char
Very big problem	56	57	56	81	89	-	39	46	43
Moderately big problem	14	15	15	17	9	-	25	23	24
Small problem	20	20	14	2	1	-	19	19	19
Not a problem at all	10	7	14	*	*	-	14	11	14
Don't know/Refused	<u>*</u>	<u>1</u>	<u>1</u>	<u>*</u>	<u>0</u>	<u>-</u>	<u>3</u>	<u>2</u>	<u>1</u>
	100	100	100	100	99	-	100	101	101

**ASIA**

	<u>India (localities)</u>			<u>Philippines</u>			<u>South Korea</u>		
	All	Pent	Char	All	Pent	Char	All	Pent	Char
Very big problem	84	85	92	37	46	41	16	21	30
Moderately big problem	9	11	4	33	31	32	31	35	39
Small problem	5	3	4	19	14	19	32	30	19
Not a problem at all	2	2	0	9	9	8	16	13	11
Don't know/Refused	<u>0</u>	<u>0</u>	<u>0</u>	<u>1</u>	<u>0</u>	<u>*</u>	<u>5</u>	<u>1</u>	<u>1</u>
	100	101	100	99	100	100	100	100	100

**PEW FORUM: 10 NATION SURVEY OF RENEWALISTS (2006)**

**Q33. Here is a list of things that may or may not be problems in our country. As I read each one, please tell me if you think it is a very big problem, a moderately big problem, a small problem, or not a problem at all.**

b. Corrupt political leaders

**UNITED STATES**

	All	Pentecostals	Charismatics
Very big problem	55	56	55
Moderately big problem	32	32	29
Small problem	8	10	7
Not a problem at all	3	2	3
Don't know/Refused	<u>2</u>	<u>0</u>	<u>6</u>
	100	100	100

**LATIN AMERICA**

	Brazil			Chile			Guatemala		
	All	Pent	Char	All	Pent	Char	All	Pent	Char
Very big problem	94	92	94	54	50	60	86	84	85
Moderately big problem	4	7	4	25	28	22	8	10	9
Small problem	1	1	1	9	11	6	3	2	2
Not a problem at all	*	*	2	8	5	7	2	3	2
Don't know/Refused	<u>*</u>	<u>0</u>	<u>0</u>	<u>5</u>	<u>6</u>	<u>6</u>	<u>1</u>	<u>1</u>	<u>1</u>
	99	100	101	101	100	101	100	100	99

**AFRICA**

	Kenya			Nigeria			South Africa		
	All	Pent	Char	All	Pent	Char	All	Pent	Char
Very big problem	88	87	90	88	92	-	78	85	75
Moderately big problem	10	11	8	10	7	-	16	13	21
Small problem	2	1	2	2	1	-	3	1	2
Not a problem at all	*	0	0	0	0	-	1	*	2
Don't know/Refused	<u>*</u>	<u>0</u>	<u>0</u>	<u>*</u>	<u>0</u>	<u>-</u>	<u>2</u>	<u>1</u>	<u>1</u>
	100	99	100	100	100	-	100	100	101

**ASIA**

	India (localities)			Philippines			South Korea		
	All	Pent	Char	All	Pent	Char	All	Pent	Char
Very big problem	90	86	90	90	96	89	62	53	59
Moderately big problem	7	13	8	7	2	7	34	40	36
Small problem	2	1	2	2	*	2	2	5	3
Not a problem at all	*	0	0	1	1	2	1	1	2
Don't know/Refused	<u>0</u>	<u>0</u>	<u>0</u>	<u>*</u>	<u>0</u>	<u>*</u>	<u>1</u>	<u>2</u>	<u>1</u>
	99	100	100	100	99	100	100	101	101

**PEW FORUM: 10 NATION SURVEY OF RENEWALISTS (2006)**

**Q33. Here is a list of things that may or may not be problems in our country. As I read each one, please tell me if you think it is a very big problem, a moderately big problem, a small problem, or not a problem at all.**

c. Moral decline

**UNITED STATES**

	All	Pentecostals	Charismatics
Very big problem	49	62	58
Moderately big problem	32	22	27
Small problem	9	11	5
Not a problem at all	4	1	2
Don't know/Refused	<u>6</u>	<u>4</u>	<u>8</u>
	100	100	100

**LATIN AMERICA**

	<u>Brazil</u>			<u>Chile</u>			<u>Guatemala</u>		
	All	Pent	Char	All	Pent	Char	All	Pent	Char
Very big problem	79	83	77	42	54	57	83	83	81
Moderately big problem	15	14	15	29	30	27	10	12	12
Small problem	4	1	5	14	8	8	4	2	4
Not a problem at all	1	1	2	10	3	5	2	2	3
Don't know/Refused	<u>1</u>	<u>1</u>	<u>1</u>	<u>5</u>	<u>5</u>	<u>4</u>	<u>1</u>	<u>2</u>	<u>1</u>
	100	100	100	100	100	101	100	101	101

**AFRICA**

	<u>Kenya</u>			<u>Nigeria</u>			<u>South Africa</u>		
	All	Pent	Char	All	Pent	Char	All	Pent	Char
Very big problem	73	74	77	68	81	-	53	71	57
Moderately big problem	21	20	21	23	13	-	29	19	28
Small problem	5	5	2	6	4	-	9	6	10
Not a problem at all	1	*	0	0	*	-	3	0	2
Don't know/Refused	<u>*</u>	<u>*</u>	<u>1</u>	<u>2</u>	<u>2</u>	<u>-</u>	<u>5</u>	<u>3</u>	<u>3</u>
	100	99	101	99	100	-	99	99	100

**ASIA**

	<u>India (localities)</u>			<u>Philippines</u>			<u>South Korea</u>		
	All	Pent	Char	All	Pent	Char	All	Pent	Char
Very big problem	89	85	92	70	90	71	49	50	52
Moderately big problem	9	13	7	23	8	20	45	46	42
Small problem	1	2	1	5	1	6	5	3	4
Not a problem at all	1	*	0	1	1	2	1	0	1
Don't know/Refused	<u>0</u>	<u>0</u>	<u>0</u>	<u>1</u>	<u>0</u>	<u>1</u>	<u>1</u>	<u>1</u>	<u>1</u>
	100	100	100	100	100	100	101	100	100

**PEW FORUM: 10 NATION SURVEY OF RENEWALISTS (2006)**

**Q34. Some people say to solve our country's problems we should have a government that allows greater political participation by ordinary people and limits the power of individual political leaders. Others say to solve our country's problems we should have a leader with a strong hand even if there is little participation by ordinary people. Which comes closer to your opinion?**

**UNITED STATES**

	All	Pentecostals	Charismatics
Participatory government	67	54	56
Strong leader	24	34	32
Don't know/Refused	<u>9</u>	<u>12</u>	<u>11</u>
	100	100	99

**LATIN AMERICA**

	<u>Brazil</u>			<u>Chile</u>			<u>Guatemala</u>		
	All	Pent	Char	All	Pent	Char	All	Pent	Char
Participatory government	69	71	75	72	64	72	47	52	45
Strong leader	29	25	23	22	23	21	48	44	51
Don't know/Refused	<u>2</u>	<u>4</u>	<u>2</u>	<u>6</u>	<u>13</u>	<u>7</u>	<u>5</u>	<u>4</u>	<u>4</u>
	100	100	100	100	100	100	100	100	100

**AFRICA**

	<u>Kenya</u>			<u>Nigeria</u>			<u>South Africa</u>		
	All	Pent	Char	All	Pent	Char	All	Pent	Char
Participatory government	75	77	72	51	55	-	45	51	50
Strong leader	24	21	27	45	40	-	46	42	41
Don't know/Refused	<u>1</u>	<u>1</u>	<u>1</u>	<u>4</u>	<u>5</u>	-	<u>9</u>	<u>8</u>	<u>9</u>
	100	99	100	100	100	-	100	101	100

**ASIA**

	<u>India (localities)</u>			<u>Philippines</u>			<u>South Korea</u>		
	All	Pent	Char	All	Pent	Char	All	Pent	Char
Participatory government	47	62	54	46	50	42	56	66	60
Strong leader	50	36	42	52	49	56	41	28	36
Don't know/Refused	<u>3</u>	<u>2</u>	<u>4</u>	<u>2</u>	<u>1</u>	<u>2</u>	<u>3</u>	<u>6</u>	<u>4</u>
	100	100	100	100	100	100	100	100	100

**PEW FORUM: 10 NATION SURVEY OF RENEWALISTS (2006)**

**Q35. In your opinion, should religious groups keep out of political matters – or should they express their views on day-to-day social and political questions?**

<b>UNITED STATES</b>									
	<u>All</u>			<u>Pentecostals</u>			<u>Charismatics</u>		
Should keep out	35			14			23		
Should express views	61			79			71		
Don't know/Refused	<u>5</u>			<u>7</u>			<u>6</u>		
	101			100			100		

<b>LATIN AMERICA</b>									
	<u>Brazil</u>			<u>Chile</u>			<u>Guatemala</u>		
	<u>All</u>	<u>Pent</u>	<u>Char</u>	<u>All</u>	<u>Pent</u>	<u>Char</u>	<u>All</u>	<u>Pent</u>	<u>Char</u>
Should keep out	39	33	35	37	30	34	27	25	24
Should express views	57	65	61	59	65	61	70	72	73
Don't know/Refused	<u>4</u>	<u>3</u>	<u>4</u>	<u>4</u>	<u>5</u>	<u>5</u>	<u>3</u>	<u>3</u>	<u>3</u>
	100	101	100	100	100	100	100	100	100

<b>AFRICA</b>									
	<u>Kenya</u>			<u>Nigeria</u>			<u>South Africa</u>		
	<u>All</u>	<u>Pent</u>	<u>Char</u>	<u>All</u>	<u>Pent</u>	<u>Char</u>	<u>All</u>	<u>Pent</u>	<u>Char</u>
Should keep out	16	15	13	22	16	-	31	25	26
Should express views	83	84	87	75	79	-	63	70	70
Don't know/Refused	<u>1</u>	<u>*</u>	<u>*</u>	<u>3</u>	<u>6</u>	<u>=</u>	<u>7</u>	<u>5</u>	<u>4</u>
	100	99	100	100	101	-	101	100	100

<b>ASIA</b>									
	<u>India (localities)</u>			<u>Philippines</u>			<u>South Korea</u>		
	<u>All</u>	<u>Pent</u>	<u>Char</u>	<u>All</u>	<u>Pent</u>	<u>Char</u>	<u>All</u>	<u>Pent</u>	<u>Char</u>
Should keep out	54	46	42	38	36	37	58	43	38
Should express views	42	48	52	61	63	63	36	50	56
Don't know/Refused	<u>4</u>	<u>6</u>	<u>6</u>	<u>1</u>	<u>1</u>	<u>*</u>	<u>6</u>	<u>7</u>	<u>6</u>
	100	100	100	100	100	100	100	100	100

**PEW FORUM: 10 NATION SURVEY OF RENEWALISTS (2006)**

**Q36. Please tell me whether you completely agree, mostly agree, mostly disagree or completely disagree with the following statements. (Read list)**

a. Most people are better off in a free market economy, even though some people are rich and some are poor

**UNITED STATES**

	All	Pentecostals	Charismatics
Completely agree	34	32	27
Mostly agree	41	28	40
Mostly disagree	11	22	13
Completely disagree	7	8	8
Don't know/Refused	<u>8</u>	<u>12</u>	<u>13</u>
	101	102	101

**LATIN AMERICA**

	<u>Brazil</u>			<u>Chile</u>			<u>Guatemala</u>		
	All	Pent	Char	All	Pent	Char	All	Pent	Char
Completely agree	37	35	35	17	14	10	32	28	37
Mostly agree	35	43	38	35	33	36	40	46	36
Mostly disagree	13	11	13	19	21	21	9	12	11
Completely disagree	11	8	11	16	11	19	15	10	12
Don't know/Refused	<u>4</u>	<u>4</u>	<u>3</u>	<u>13</u>	<u>21</u>	<u>14</u>	<u>4</u>	<u>4</u>	<u>3</u>
	100	101	100	100	100	100	100	100	99

**AFRICA**

	<u>Kenya</u>			<u>Nigeria</u>			<u>South Africa</u>		
	All	Pent	Char	All	Pent	Char	All	Pent	Char
Completely agree	48	49	47	53	52	-	26	31	32
Mostly agree	39	34	40	35	37	-	48	43	52
Mostly disagree	7	11	5	3	4	-	10	10	6
Completely disagree	3	4	4	2	2	-	5	7	4
Don't know/Refused	<u>3</u>	<u>2</u>	<u>4</u>	<u>7</u>	<u>5</u>	<u>=</u>	<u>11</u>	<u>10</u>	<u>7</u>
	100	100	100	100	100	-	100	101	101

**ASIA**

	<u>India (localities)</u>			<u>Philippines</u>			<u>South Korea</u>		
	All	Pent	Char	All	Pent	Char	All	Pent	Char
Completely agree	50	39	55	44	39	43	14	11	17
Mostly agree	29	33	33	42	44	42	72	77	69
Mostly disagree	11	10	2	7	8	7	11	8	11
Completely disagree	6	9	3	5	5	6	1	2	*
Don't know/Refused	<u>4</u>	<u>10</u>	<u>6</u>	<u>2</u>	<u>4</u>	<u>2</u>	<u>2</u>	<u>2</u>	<u>4</u>
	100	101	99	100	100	100	100	100	101

**PEW FORUM: 10 NATION SURVEY OF RENEWALISTS (2006)**

**Q36. Please tell me whether you completely agree, mostly agree, mostly disagree or completely disagree with the following statements. (Read list)**

b. The government should guarantee every citizen enough to eat and a place to sleep

**UNITED STATES**

	All	Pentecostals	Charismatics
Completely agree	41	50	52
Mostly agree	29	27	27
Mostly disagree	19	14	11
Completely disagree	8	7	6
Don't know/Refused	<u>2</u>	<u>2</u>	<u>4</u>
	99	100	100

**LATIN AMERICA**

	<u>Brazil</u>			<u>Chile</u>			<u>Guatemala</u>		
	All	Pent	Char	All	Pent	Char	All	Pent	Char
Completely agree	75	81	72	53	62	51	62	59	64
Mostly agree	18	14	21	34	28	35	30	33	26
Mostly disagree	4	3	4	10	4	8	6	6	8
Completely disagree	2	2	3	2	*	3	2	2	2
Don't know/Refused	<u>*</u>	<u>1</u>	<u>*</u>	<u>1</u>	<u>5</u>	<u>3</u>	<u>1</u>	<u>*</u>	<u>*</u>
	99	101	100	100	99	100	101	100	100

**AFRICA**

	<u>Kenya</u>			<u>Nigeria</u>			<u>South Africa</u>		
	All	Pent	Char	All	Pent	Char	All	Pent	Char
Completely agree	65	64	58	74	78	-	52	57	53
Mostly agree	18	16	28	20	18	-	33	31	36
Mostly disagree	12	15	9	3	3	-	10	8	7
Completely disagree	5	5	4	2	1	-	4	4	3
Don't know/Refused	<u>*</u>	<u>0</u>	<u>0</u>	<u>*</u>	<u>*</u>	<u>=</u>	<u>1</u>	<u>1</u>	<u>1</u>
	100	100	99	99	100	-	100	101	100

**ASIA**

	<u>India (localities)</u>			<u>Philippines</u>			<u>South Korea</u>		
	All	Pent	Char	All	Pent	Char	All	Pent	Char
Completely agree	63	52	70	76	82	79	16	22	19
Mostly agree	22	26	22	18	15	14	61	65	60
Mostly disagree	9	13	1	4	3	5	20	10	16
Completely disagree	5	8	5	1	*	1	2	2	4
Don't know/Refused	<u>1</u>	<u>1</u>	<u>2</u>	<u>*</u>	<u>0</u>	<u>0</u>	<u>1</u>	<u>1</u>	<u>1</u>
	100	100	100	99	100	99	100	100	100

**PEW FORUM: 10 NATION SURVEY OF RENEWALISTS (2006)**

**Q36. Please tell me whether you completely agree, mostly agree, mostly disagree or completely disagree with the following statements. (Read list)**

c. The government should not interfere with a woman's ability to have an abortion

**UNITED STATES**

	All	Pentecostals	Charismatics
Completely agree	40	27	33
Mostly agree	24	14	20
Mostly disagree	12	24	18
Completely disagree	20	30	22
Don't know/Refused	<u>5</u>	<u>5</u>	<u>8</u>
	101	100	101

**LATIN AMERICA**

	<u>Brazil</u>			<u>Chile</u>			<u>Guatemala</u>		
	All	Pent	Char	All	Pent	Char	All	Pent	Char
Completely agree	35	30	35	22	10	21	31	32	35
Mostly agree	13	11	16	24	18	22	27	29	23
Mostly disagree	15	13	15	23	21	16	11	11	10
Completely disagree	34	43	32	25	39	30	28	26	30
Don't know/Refused	<u>3</u>	<u>3</u>	<u>2</u>	<u>6</u>	<u>12</u>	<u>10</u>	<u>2</u>	<u>2</u>	<u>1</u>
	100	100	100	100	100	99	99	100	99

**AFRICA**

	<u>Kenya</u>			<u>Nigeria</u>			<u>South Africa</u>		
	All	Pent	Char	All	Pent	Char	All	Pent	Char
Completely agree	14	15	13	20	25	-	21	18	20
Mostly agree	4	4	5	10	12	-	25	29	27
Mostly disagree	12	12	13	18	13	-	19	16	19
Completely disagree	69	67	69	46	45	-	28	30	29
Don't know/Refused	<u>1</u>	<u>1</u>	<u>*</u>	<u>7</u>	<u>5</u>	<u>=</u>	<u>7</u>	<u>7</u>	<u>6</u>
	100	99	100	101	100	-	100	100	101

**ASIA**

	<u>India (localities)</u>			<u>Philippines</u>			<u>South Korea</u>		
	All	Pent	Char	All	Pent	Char	All	Pent	Char
Completely agree	24	28	20	12	11	12	6	4	7
Mostly agree	22	25	27	13	10	9	56	37	45
Mostly disagree	18	18	17	18	18	21	31	47	34
Completely disagree	33	25	33	56	59	58	3	8	9
Don't know/Refused	<u>3</u>	<u>3</u>	<u>3</u>	<u>*</u>	<u>1</u>	<u>1</u>	<u>5</u>	<u>5</u>	<u>5</u>
	100	99	100	99	99	101	101	101	100



**PEW FORUM: 10 NATION SURVEY OF RENEWALISTS (2006)**

**Q37. How do you feel about this statement: It's important to me that political leaders have strong (INSERT RESPONDENT'S RELIGION FROM Q3 [Christian, Muslim, etc.]; IF RESPONDENT IS NOT RELIGIOUS, INSERT "religious") beliefs. Do you completely agree, mostly agree, mostly disagree, or completely disagree?**

**UNITED STATES**

	All	Pentecostals	Charismatics
Completely agree	31	57	39
Mostly agree	32	30	40
Mostly disagree	18	5	12
Completely disagree	17	6	6
Don't know/Refused	<u>3</u>	<u>2</u>	<u>3</u>
	101	100	100

**LATIN AMERICA**

	Brazil			Chile			Guatemala		
	All	Pent	Char	All	Pent	Char	All	Pent	Char
Completely agree	29	42	26	20	32	21	47	52	51
Mostly agree	28	31	30	32	43	41	32	35	30
Mostly disagree	14	11	16	16	10	18	8	7	7
Completely disagree	21	9	23	24	8	13	10	4	9
Don't know/Refused	<u>7</u>	<u>7</u>	<u>5</u>	<u>8</u>	<u>7</u>	<u>7</u>	<u>3</u>	<u>2</u>	<u>3</u>
	99	100	100	100	100	100	100	100	100

**AFRICA**

	Kenya			Nigeria			South Africa		
	All	Pent	Char	All	Pent	Char	All	Pent	Char
Completely agree	38	42	43	36	34	-	26	38	35
Mostly agree	38	38	35	39	35	-	34	36	36
Mostly disagree	14	12	13	15	16	-	16	10	10
Completely disagree	9	8	9	5	9	-	12	8	9
Don't know/Refused	<u>1</u>	<u>2</u>	<u>*</u>	<u>6</u>	<u>7</u>	<u>-</u>	<u>12</u>	<u>8</u>	<u>10</u>
	100	102	100	101	101	-	100	100	100

**ASIA**

	India (localities)			Philippines			South Korea		
	All	Pent	Char	All	Pent	Char	All	Pent	Char
Completely agree	21	24	27	36	41	40	5	24	24
Mostly agree	23	46	43	44	43	44	32	55	55
Mostly disagree	23	9	6	12	9	9	40	17	14
Completely disagree	28	13	12	7	6	6	13	0	1
Don't know/Refused	<u>5</u>	<u>8</u>	<u>11</u>	<u>2</u>	<u>1</u>	<u>1</u>	<u>10</u>	<u>4</u>	<u>6</u>
	100	100	99	101	100	100	100	100	100

**PEW FORUM: 10 NATION SURVEY OF RENEWALISTS (2006)**

**Q38. Which comes closer to your view? The government should take special steps to make our country a [INSERT RELIGION FROM Q3 - CHRISTIAN/MUSLIM/ETC.] country, OR there should be a separation between [INSERT CHURCH/MOSQUE AS APPROPRIATE] and government?**

	UNITED STATES		
	All	Pentecostals	Charismatics
Government should make our country a Christian country	25	52	34
Should be a separation of church and state	60	36	51
Don't know/Refused	<u>15</u>	<u>12</u>	<u>15</u>
	101	100	100

(N=594)

Note: In the US, respondents were asked the following question: Which comes closer to your view? The government should take special steps to make our country a Christian country, OR there should be a separation between church and state?

For the purposes of comparison, US results are based on those who identified themselves as Christian in Q3.

	LATIN AMERICA								
	Brazil			Chile			Guatemala		
	All†	Pent	Char	All†	Pent	Char	All†	Pent	Char
Government should make our country a [INSERT RELIGION] country	19	32	18	23	23	25	39	46	44
Should be a separation of church and government	62	50	65	61	62	64	55	50	51
Don't know/Refused	<u>19</u>	<u>18</u>	<u>17</u>	<u>17</u>	<u>15</u>	<u>11</u>	<u>6</u>	<u>4</u>	<u>5</u>
	100	100	100	101	100	100	100	100	100
	(643)			(510)			(854)		

	AFRICA								
	Kenya			Nigeria			South Africa		
	All†	Pent	Char	All†	Pent	Char	All†	Pent	Char
Government should make our country a [INSERT RELIGION] country	44	48	47	46	58	-	43	45	48
Should be a separation of church and government	55	50	53	45	35	-	41	37	36
Don't know/Refused	<u>1</u>	<u>1</u>	<u>1</u>	<u>9</u>	<u>7</u>	=	<u>17</u>	<u>18</u>	<u>16</u>
	100	99	101	100	100	-	101	100	100
	(642)			(649)			(720)		

	ASIA								
	India (localities)			Philippines			South Korea		
	All†	Pent	Char	All†	Pent	Char	All†	Pent	Char
Government should make our country a [INSERT RELIGION] country	21	31	38	38	46	43	12	34	32
Should be a separation of church and government	65	53	47	59	52	56	74	49	50
Don't know/Refused	<u>14</u>	<u>16</u>	<u>15</u>	<u>3</u>	<u>2</u>	<u>2</u>	<u>14</u>	<u>17</u>	<u>18</u>
	100	100	100	100	100	101	100	100	100
	(725)			(995)			(346)		

\*Based on respondents who identified themselves as belonging to a particular religion (Q3).

**PEW FORUM: 10 NATION SURVEY OF RENEWALISTS (2006)**

**Q39. Turning now to events in the world today, in the dispute between Israel and the Palestinians, which side do you sympathize with more, Israel or the Palestinians?**

<b>UNITED STATES</b>									
	<u>All</u>			<u>Pentecostals</u>			<u>Charismatics</u>		
Israel	41			60			37		
Palestinians	10			7			10		
Both (vol.)	6			5			4		
Neither (vol.)	17			6			20		
Don't know/Refused	<u>26</u>			<u>22</u>			<u>29</u>		
	100			100			100		

<b>LATIN AMERICA</b>									
	<u>Brazil</u>			<u>Chile</u>			<u>Guatemala</u>		
	<u>All</u>	<u>Pent</u>	<u>Char</u>	<u>All</u>	<u>Pent</u>	<u>Char</u>	<u>All</u>	<u>Pent</u>	<u>Char</u>
Israel	20	37	19	16	28	17	30	41	29
Palestinians	11	4	13	9	4	12	3	2	3
Both (vol.)	10	14	7	15	13	12	3	3	3
Neither (vol.)	43	32	47	41	39	42	57	44	55
Don't know/Refused	<u>16</u>	<u>12</u>	<u>15</u>	<u>19</u>	<u>16</u>	<u>17</u>	<u>9</u>	<u>10</u>	<u>10</u>
	100	99	101	100	100	100	102	100	100

<b>AFRICA</b>									
	<u>Kenya</u>			<u>Nigeria</u>			<u>South Africa</u>		
	<u>All</u>	<u>Pent</u>	<u>Char</u>	<u>All</u>	<u>Pent</u>	<u>Char</u>	<u>All</u>	<u>Pent</u>	<u>Char</u>
Israel	42	43	51	29	46	-	19	31	23
Palestinians	16	14	12	29	7	-	16	11	12
Both (vol.)	22	25	19	12	13	-	18	17	15
Neither (vol.)	12	10	10	8	12	-	25	18	26
Don't know/Refused	<u>8</u>	<u>8</u>	<u>8</u>	<u>22</u>	<u>22</u>	<u>=</u>	<u>23</u>	<u>22</u>	<u>24</u>
	100	100	100	100	100	-	101	99	100

<b>ASIA</b>									
	<u>India (localities)</u>			<u>Philippines</u>			<u>South Korea</u>		
	<u>All</u>	<u>Pent</u>	<u>Char</u>	<u>All</u>	<u>Pent</u>	<u>Char</u>	<u>All</u>	<u>Pent</u>	<u>Char</u>
Israel	25	49	51	55	67	57	23	31	38
Palestinians	20	4	9	5	2	4	12	6	8
Both (vol.)	14	14	13	4	3	5	16	27	25
Neither (vol.)	17	16	12	13	10	11	30	19	17
Don't know/Refused	<u>24</u>	<u>16</u>	<u>15</u>	<u>23</u>	<u>17</u>	<u>23</u>	<u>19</u>	<u>17</u>	<u>12</u>
	100	99	100	100	99	100	100	100	100

**PEW FORUM: 10 NATION SURVEY OF RENEWALISTS (2006)**

**Q40. Which of the following phrases comes closer to describing your view? I favor the U.S.-led efforts to fight terrorism, OR I oppose the U.S.-led efforts to fight terrorism.**

	UNITED STATES		
	All	Pentecostals	Charismatics
I favor the U.S.-led efforts to fight terrorism	69	72	68
I oppose the U.S.-led efforts to fight terrorism	19	19	21
Don't know/Refused	<u>12</u>	<u>10</u>	<u>11</u>
	100	101	100

	LATIN AMERICA								
	Brazil			Chile			Guatemala		
	All	Pent	Char	All	Pent	Char	All	Pent	Char
I favor the U.S.-led efforts to fight terrorism	40	37	42	33	28	27	36	34	35
I oppose the U.S.-led efforts to fight terrorism	50	50	44	54	52	58	48	49	49
Don't know/Refused	<u>10</u>	<u>13</u>	<u>14</u>	<u>13</u>	<u>20</u>	<u>14</u>	<u>16</u>	<u>17</u>	<u>16</u>
	100	100	100	100	100	99	100	101	100

	AFRICA								
	Kenya			Nigeria			South Africa		
	All	Pent	Char	All	Pent	Char	All	Pent	Char
I favor the U.S.-led efforts to fight terrorism	55	50	62	44	71	-	28	32	26
I oppose the U.S.-led efforts to fight terrorism	35	38	29	35	7	-	40	36	40
Don't know/Refused	<u>10</u>	<u>13</u>	<u>10</u>	<u>21</u>	<u>22</u>	=	<u>32</u>	<u>32</u>	<u>34</u>
	100	101	101	100	100	-	100	100	100

	ASIA								
	India (localities)			Philippines			South Korea		
	All	Pent	Char	All	Pent	Char	All	Pent	Char
I favor the U.S.-led efforts to fight terrorism	53	53	66	72	76	72	13	16	10
I oppose the U.S.-led efforts to fight terrorism	36	18	20	21	19	23	80	71	83
Don't know/Refused	<u>11</u>	<u>29</u>	<u>14</u>	<u>6</u>	<u>5</u>	<u>6</u>	<u>7</u>	<u>13</u>	<u>7</u>
	100	100	100	99	100	101	100	100	100

**PEW FORUM: 10 NATION SURVEY OF RENEWALISTS (2006)**

**Q41. Some people talk about politics in terms of left, center and right. On a ten point scale, with one indicating extreme left and ten indicating extreme right, where would you place yourself?**

**UNITED STATES**

	All	Pentecostals	Charismatics
1-3	12	7	11
4-7	54	47	51
8-10	17	14	14
Don't know/Refused	<u>17</u>	<u>32</u>	<u>24</u>
	100	100	100

**LATIN AMERICA**

	<u>Brazil</u>			<u>Chile</u>			<u>Guatemala</u>		
	All	Pent	Char	All	Pent	Char	All	Pent	Char
1-3	16	12	14	18	13	14	9	8	9
4-7	61	58	65	49	43	47	41	39	43
8-10	14	14	15	7	3	10	11	12	8
Don't know/Refused	<u>9</u>	<u>16</u>	<u>5</u>	<u>27</u>	<u>43</u>	<u>29</u>	<u>40</u>	<u>43</u>	<u>40</u>
	100	100	99	101	102	100	101	102	100

**AFRICA**

	<u>Kenya</u>			<u>Nigeria</u>			<u>South Africa</u>		
	All	Pent	Char	All	Pent	Char	All	Pent	Char
1-3	22	27	22	32	23	-	13	17	12
4-7	59	55	53	40	50	-	55	54	54
8-10	15	13	21	24	21	-	20	12	25
Don't know/Refused	<u>5</u>	<u>5</u>	<u>6</u>	<u>4</u>	<u>7</u>	<u>-</u>	<u>14</u>	<u>19</u>	<u>10</u>
	101	100	102	100	101	-	102	102	101

**ASIA**

	<u>India (localities)</u>			<u>Philippines</u>			<u>South Korea</u>		
	All	Pent	Char	All	Pent	Char	All	Pent	Char
1-3	40	21	29	7	7	10	19	11	16
4-7	38	40	42	67	75	67	61	73	68
8-10	13	7	9	18	13	15	18	14	15
Don't know/Refused	<u>11</u>	<u>32</u>	<u>19</u>	<u>8</u>	<u>5</u>	<u>8</u>	<u>2</u>	<u>3</u>	<u>1</u>
	102	100	99	100	100	100	100	101	100

**PEW FORUM: 10 NATION SURVEY OF RENEWALISTS (2006)**

**Q42. Please look carefully at the following list of voluntary organizations and activities and say which, if any, do you belong to or participate in?**

a. social welfare services for elderly, handicapped or deprived people

**UNITED STATES**

	All	Pentecostals	Charismatics
Yes, belong	22	21	26
No, do not belong	77	78	73
Don't know/Refused	*	1	1
	99	100	100

Note: In the US, respondents were asked the following question: Which of the following voluntary organizations and activities, if any, do you belong to or participate in?

**LATIN AMERICA**

	Brazil			Chile			Guatemala		
	All	Pent	Char	All	Pent	Char	All	Pent	Char
Yes, belong	10	12	7	10	12	13	6	7	8
No, do not belong	89	87	91	87	84	86	94	93	92
Don't know/Refused	1	1	2	3	4	2	*	0	0
	100	100	100	100	100	101	100	100	100

**AFRICA**

	Kenya			Nigeria			South Africa		
	All	Pent	Char	All	Pent	Char	All	Pent	Char
Yes, belong	13	13	17	12	14	-	9	13	10
No, do not belong	87	87	83	86	86	-	90	87	89
Don't know/Refused	*	*	0	2	*	-	2	0	1
	100	100	100	100	100	-	101	100	100

**ASIA**

	India (localities)			Philippines			South Korea		
	All	Pent	Char	All	Pent	Char	All	Pent	Char
Yes, belong	13	17	20	13	17	19	10	18	23
No, do not belong	87	83	80	86	84	81	89	82	77
Don't know/Refused	0	0	0	1	0	*	1	1	*
	100	100	100	100	101	100	100	101	100

**PEW FORUM: 10 NATION SURVEY OF RENEWALISTS (2006)**

**Q42. Please look carefully at the following list of voluntary organizations and activities and say which, if any, do you belong to or participate in?**

b. education, arts, music or cultural activities

**UNITED STATES**

	All	Pentecostals	Charismatics
Yes, belong	38	38	31
No, do not belong	62	60	68
Don't know/Refused	*	2	*
	100	100	99

Note: In the US, respondents were asked the following question: Which of the following voluntary organizations and activities, if any, do you belong to or participate in?

**LATIN AMERICA**

	Brazil			Chile			Guatemala		
	All	Pent	Char	All	Pent	Char	All	Pent	Char
Yes, belong	10	10	8	12	9	11	10	15	10
No, do not belong	88	89	90	85	88	87	90	85	90
Don't know/Refused	1	1	2	4	3	2	*	0	0
	99	100	100	101	100	100	100	100	100

**AFRICA**

	Kenya			Nigeria			South Africa		
	All	Pent	Char	All	Pent	Char	All	Pent	Char
Yes, belong	16	24	11	25	30	-	12	15	15
No, do not belong	84	76	89	74	70	-	86	84	84
Don't know/Refused	*	*	*	1	*	-	1	1	1
	100	100	100	100	100	-	99	100	100

**ASIA**

	India (localities)			Philippines			South Korea		
	All	Pent	Char	All	Pent	Char	All	Pent	Char
Yes, belong	14	15	14	17	33	21	5	13	12
No, do not belong	86	85	86	82	67	78	94	86	87
Don't know/Refused	0	0	0	1	0	*	1	1	1
	100	100	100	100	100	99	100	100	100

**PEW FORUM: 10 NATION SURVEY OF RENEWALISTS (2006)**

**Q42. Please look carefully at the following list of voluntary organizations and activities and say which, if any, do you belong to or participate in?**

c. labor unions

**UNITED STATES**

	All	Pentecostals	Charismatics
Yes, belong	11	11	12
No, do not belong	89	88	86
Don't know/Refused	<u>1</u>	<u>1</u>	<u>2</u>
	101	100	100

Note: In the US, respondents were asked the following question: Which of the following voluntary organizations and activities, if any, do you belong to or participate in?

**LATIN AMERICA**

	Brazil			Chile			Guatemala		
	All	Pent	Char	All	Pent	Char	All	Pent	Char
Yes, belong	4	4	4	3	2	1	2	1	2
No, do not belong	95	95	94	93	94	96	98	99	98
Don't know/Refused	<u>1</u>	<u>1</u>	<u>2</u>	<u>4</u>	<u>4</u>	<u>2</u>	*	*	<u>0</u>
	100	100	100	100	100	99	100	100	100

**AFRICA**

	Kenya			Nigeria			South Africa		
	All	Pent	Char	All	Pent	Char	All	Pent	Char
Yes, belong	7	12	5	8	11	-	7	7	9
No, do not belong	92	88	94	91	89	-	92	92	89
Don't know/Refused	*	*	*	<u>1</u>	<u>0</u>	-	<u>1</u>	<u>1</u>	<u>2</u>
	99	100	99	100	100	-	100	100	100

**ASIA**

	India (localities)			Philippines			South Korea		
	All	Pent	Char	All	Pent	Char	All	Pent	Char
Yes, belong	4	2	2	4	3	4	2	2	1
No, do not belong	96	99	98	95	96	95	98	97	99
Don't know/Refused	<u>0</u>	<u>0</u>	<u>0</u>	<u>1</u>	*	*	<u>1</u>	<u>1</u>	<u>1</u>
	100	101	100	100	99	99	101	100	101



**PEW FORUM: 10 NATION SURVEY OF RENEWALISTS (2006)**

**Q42. Please look carefully at the following list of voluntary organizations and activities and say which, if any, do you belong to or participate in?**

d. political organizations or parties

**UNITED STATES**

	All	Pentecostals	Charismatics
Yes, belong	19	13	20
No, do not belong	80	85	79
Don't know/Refused	<u>1</u>	<u>2</u>	<u>1</u>
	100	100	100

Note: In the US, respondents were asked the following question: Which of the following voluntary organizations and activities, if any, do you belong to or participate in?

**LATIN AMERICA**

	<u>Brazil</u>			<u>Chile</u>			<u>Guatemala</u>		
	All	Pent	Char	All	Pent	Char	All	Pent	Char
Yes, belong	2	2	1	2	*	1	2	1	1
No, do not belong	96	97	97	95	96	96	98	99	99
Don't know/Refused	<u>1</u>	<u>1</u>	<u>2</u>	<u>4</u>	<u>4</u>	<u>3</u>	<u>*</u>	<u>0</u>	<u>0</u>
	99	100	100	101	100	100	100	100	100

**AFRICA**

	<u>Kenya</u>			<u>Nigeria</u>			<u>South Africa</u>		
	All	Pent	Char	All	Pent	Char	All	Pent	Char
Yes, belong	12	10	6	14	11	-	12	9	19
No, do not belong	88	90	94	85	88	-	87	90	80
Don't know/Refused	<u>*</u>	<u>*</u>	<u>*</u>	<u>2</u>	<u>1</u>	<u>-</u>	<u>1</u>	<u>1</u>	<u>1</u>
	100	100	100	101	100	-	100	100	100

**ASIA**

	<u>India (localities)</u>			<u>Philippines</u>			<u>South Korea</u>		
	All	Pent	Char	All	Pent	Char	All	Pent	Char
Yes, belong	4	1	4	6	10	7	1	2	2
No, do not belong	96	99	96	93	91	92	98	97	97
Don't know/Refused	<u>0</u>	<u>0</u>	<u>0</u>	<u>1</u>	<u>0</u>	<u>*</u>	<u>1</u>	<u>1</u>	<u>1</u>
	100	100	100	100	101	99	100	100	100

**PEW FORUM: 10 NATION SURVEY OF RENEWALISTS (2006)**

**Q42. Please look carefully at the following list of voluntary organizations and activities and say which, if any, do you belong to or participate in?**

e. local community action on issues like poverty, employment, housing, racial equality or human rights

**UNITED STATES**

	All	Pentecostals	Charismatics
Yes, belong	19	20	20
No, do not belong	81	79	79
Don't know/Refused	*	1	1
	100	100	100

Note: In the US, respondents were asked the following question: Which of the following voluntary organizations and activities, if any, do you belong to or participate in?

**LATIN AMERICA**

	<u>Brazil</u>			<u>Chile</u>			<u>Guatemala</u>		
	All	Pent	Char	All	Pent	Char	All	Pent	Char
Yes, belong	11	13	8	7	5	8	7	6	8
No, do not belong	88	86	90	90	91	90	93	94	92
Don't know/Refused	1	1	2	3	4	2	*	0	0
	100	100	100	100	100	100	100	100	100

**AFRICA**

	<u>Kenya</u>			<u>Nigeria</u>			<u>South Africa</u>		
	All	Pent	Char	All	Pent	Char	All	Pent	Char
Yes, belong	23	23	18	12	11	-	12	11	11
No, do not belong	77	77	82	87	88	-	87	88	88
Don't know/Refused	*	*	*	1	*	-	1	1	1
	100	100	100	100	99	-	100	100	100

**ASIA**

	<u>India (localities)</u>			<u>Philippines</u>			<u>South Korea</u>		
	All	Pent	Char	All	Pent	Char	All	Pent	Char
Yes, belong	6	3	7	10	16	17	1	5	4
No, do not belong	94	97	93	89	84	83	98	94	95
Don't know/Refused	0	0	0	1	0	*	1	1	1
	100	100	100	100	100	100	100	100	100

**PEW FORUM: 10 NATION SURVEY OF RENEWALISTS (2006)**

**Q42. Please look carefully at the following list of voluntary organizations and activities and say which, if any, do you belong to or participate in?**

f. women's groups

**UNITED STATES**

	All	Pentecostals	Charismatics
Yes, belong	11	15	16
No, do not belong	89	84	82
Don't know/Refused	*	1	1
	100	100	99

Note: In the US, respondents were asked the following question: Which of the following voluntary organizations and activities, if any, do you belong to or participate in?

**LATIN AMERICA**

	Brazil			Chile			Guatemala		
	All	Pent	Char	All	Pent	Char	All	Pent	Char
Yes, belong	5	8	4	8	12	13	6	11	7
No, do not belong	94	91	94	88	84	85	95	89	93
Don't know/Refused	1	1	2	3	4	2	0	0	0
	100	100	100	99	100	100	101	100	100

**AFRICA**

	Kenya			Nigeria			South Africa		
	All	Pent	Char	All	Pent	Char	All	Pent	Char
Yes, belong	28	37	32	17	23	-	11	19	14
No, do not belong	72	63	68	81	76	-	88	80	85
Don't know/Refused	*	*	0	2	*	-	1	1	1
	100	100	100	100	99	-	100	100	100

**ASIA**

	India (localities)			Philippines			South Korea		
	All	Pent	Char	All	Pent	Char	All	Pent	Char
Yes, belong	15	4	10	8	14	12	*	1	4
No, do not belong	85	96	90	91	86	87	99	98	95
Don't know/Refused	0	0	0	1	0	*	1	1	1
	100	100	100	100	100	99	100	100	100

**PEW FORUM: 10 NATION SURVEY OF RENEWALISTS (2006)**

**Q42. Please look carefully at the following list of voluntary organizations and activities and say which, if any, do you belong to or participate in?**

g. other groups

**UNITED STATES**

	All	Pentecostals	Charismatics
Yes, belong	21	18	21
No, do not belong	78	82	78
Don't know/Refused	<u>1</u>	<u>1</u>	<u>1</u>
	100	101	100

Note: In the US, respondents were asked the following question: Which of the following voluntary organizations and activities, if any, do you belong to or participate in?

**LATIN AMERICA**

	<u>Brazil</u>			<u>Chile</u>			<u>Guatemala</u>		
	All	Pent	Char	All	Pent	Char	All	Pent	Char
Yes, belong	1	3	0	9	28	14	10	13	11
No, do not belong	98	96	98	87	69	84	90	87	89
Don't know/Refused	<u>1</u>	<u>1</u>	<u>2</u>	<u>4</u>	<u>4</u>	<u>2</u>	<u>0</u>	<u>0</u>	<u>0</u>
	100	100	100	100	101	100	100	100	100

**AFRICA**

	<u>Kenya</u>			<u>Nigeria</u>			<u>South Africa</u>		
	All	Pent	Char	All	Pent	Char	All	Pent	Char
Yes, belong	31	42	28	28	24	-	8	13	13
No, do not belong	69	57	71	71	72	-	89	86	85
Don't know/Refused	<u>*</u>	<u>1</u>	<u>1</u>	<u>1</u>	<u>5</u>	<u>-</u>	<u>3</u>	<u>1</u>	<u>2</u>
	100	100	100	100	101	-	100	100	100

**ASIA**

	<u>India (localities)</u>			<u>Philippines</u>			<u>South Korea</u>		
	All	Pent	Char	All	Pent	Char	All	Pent	Char
Yes, belong	7	6	14	9	17	14	5	12	8
No, do not belong	93	94	86	90	83	86	94	87	91
Don't know/Refused	<u>0</u>	<u>0</u>	<u>0</u>	<u>1</u>	<u>1</u>	<u>1</u>	<u>1</u>	<u>1</u>	<u>2</u>
	100	100	100	100	101	101	100	100	101

**PEW FORUM: 10 NATION SURVEY OF RENEWALISTS (2006)**

**Q42. Please look carefully at the following list of voluntary organizations and activities and say which, if any, do you belong to or participate in?**

a. providing social welfare services for elderly, handicapped or deprived people

**(IF BELONG TO GROUP THAT PROVIDES SOCIAL WELFARE SERVICES, ETC., ASK)**

**Q43a. And when you participate in providing social welfare services for elderly, handicapped or deprived people, would you say that it's mostly through a church or religious group, or mostly through some other kind of group?**

<b>UNITED STATES</b>									
	<u>All</u>			<u>Pentecostals</u>			<u>Charismatics</u>		
Yes, participate in activity	22			21			26		
<i>Participate mostly through a church or religious group</i>	5			12			10		
<i>Participate mostly through some other kind of group</i>	15			7			13		
<i>Both equally (vol.)</i>	2			1			2		
<i>Don't know/Refused</i>	*			0			1		
No, do not belong or participate	77			78			73		
Don't know/refused	*			1			1		
	99			100			100		

<b>LATIN AMERICA</b>									
	<u>Brazil</u>			<u>Chile</u>			<u>Guatemala</u>		
	<u>All</u>	<u>Pent</u>	<u>Char</u>	<u>All</u>	<u>Pent</u>	<u>Char</u>	<u>All</u>	<u>Pent</u>	<u>Char</u>
Yes, participate in activity	10			10			6		
<i>Participate mostly through a church or religious group</i>	5			10			3		
<i>Participate mostly through some other kind of group</i>	3			0			3		
<i>Both equally (vol.)</i>	1			0			1		
<i>Don't know/Refused</i>	0			*			*		
No, do not belong or participate	89			87			94		
Don't know/refused	1			3			*		
	100			100			100		

<b>AFRICA</b>									
	<u>Kenya</u>			<u>Nigeria</u>			<u>South Africa</u>		
	<u>All</u>	<u>Pent</u>	<u>Char</u>	<u>All</u>	<u>Pent</u>	<u>Char</u>	<u>All</u>	<u>Pent</u>	<u>Char</u>
Yes, participate in activity	13			12			9		
<i>Participate mostly through a church or religious group</i>	8			6			5		
<i>Participate mostly through some other kind of group</i>	4			3			3		
<i>Both equally (vol.)</i>	2			3			0		
<i>Don't know/Refused</i>	0			0			1		
No, do not belong or participate	87			86			90		
Don't know/refused	*			2			2		
	100			100			100		

**PEW FORUM: 10 NATION SURVEY OF RENEWALISTS (2006)**

**Q42. Please look carefully at the following list of voluntary organizations and activities and say which, if any, do you belong to or participate in?**

a. providing social welfare services for elderly, handicapped or deprived people

**(IF BELONG TO GROUP THAT PROVIDES SOCIAL WELFARE SERVICES, ETC., ASK)**

**Q43a. And when you participate in providing social welfare services for elderly, handicapped or deprived people, would you say that it's mostly through a church or religious group, or mostly through some other kind of group? (continued)**

	ASIA								
	India (localities)			Philippines			South Korea		
	All	Pent	Char	All	Pent	Char	All	Pent	Char
Yes, participate in activity	13	17	20	13	17	19	10	18	23
<i>Participate mostly through a church or religious group</i>	3	9	9	6	11	13	5	15	19
<i>Participate mostly through some other kind of group</i>	9	7	10	7	6	6	4	1	3
<i>Both equally (vol.)</i>	1	1	1	0	0	0	1	2	1
<i>Don't know/Refused</i>	*	0	0	0	0	0	0	0	0
No, do not belong or participate	87	83	80	86	84	81	89	82	77
Don't know/refused	0	0	0	1	0	*	1	1	*
	100	100	100	100	101	100	100	101	100

**PEW FORUM: 10 NATION SURVEY OF RENEWALISTS (2006)**

**Q42. Please look carefully at the following list of voluntary organizations and activities and say which, if any, do you belong to or participate in?**

b. education, arts, music or cultural activities

**(IF BELONG TO EDUCATION GROUP, ARTS GROUP, ETC., ASK)**

**Q43b. And when you participate in education, arts, music, or cultural activities, would you say that it's mostly through a church or religious group, or mostly through some other kind of group?**

UNITED STATES									
	All	Pentecostals		Charismatics					
Yes, participate in activity	38	38		31					
<i>Participate mostly through a church or religious group</i>	5	11		9					
<i>Participate mostly through some other kind of group</i>	29	24		19					
<i>Both equally (vol.)</i>	2	2		2					
<i>Don't know/Refused</i>	1	1		1					
No, do not belong or participate	62	60		68					
Don't know/refused	*	2		*					
	100	100		99					

LATIN AMERICA									
	Brazil			Chile			Guatemala		
	All	Pent	Char	All	Pent	Char	All	Pent	Char
Yes, participate in activity	10	10	8	12	9	11	10	15	10
<i>Participate mostly through a church or religious group</i>	3	9	2	11	9	11	3	7	4
<i>Participate mostly through some other kind of group</i>	6	1	5	0	0	0	7	7	6
<i>Both equally (vol.)</i>	1	*	1	0	0	0	*	*	*
<i>Don't know/Refused</i>	0	0	0	1	0	0	*	*	*
No, do not belong or participate	88	89	90	85	88	87	90	85	90
Don't know/refused	1	1	2	4	3	2	*	0	0
	99	100	100	101	100	100	100	100	100

AFRICA									
	Kenya			Nigeria			South Africa		
	All	Pent	Char	All	Pent	Char	All	Pent	Char
Yes, participate in activity	16	24	11	25	30	-	12	15	15
<i>Participate mostly through a church or religious group</i>	7	10	5	8	18	-	5	6	6
<i>Participate mostly through some other kind of group</i>	6	10	5	12	9	-	6	7	8
<i>Both equally (vol.)</i>	3	4	1	4	3	-	1	2	1
<i>Don't know/Refused</i>	0	0	0	1	*	-	*	0	0
No, do not belong or participate	84	76	89	74	70	-	86	84	84
Don't know/refused	*	*	*	1	*	-	1	1	1
	100	100	100	100	100	-	99	100	100

**PEW FORUM: 10 NATION SURVEY OF RENEWALISTS (2006)**

**Q42. Please look carefully at the following list of voluntary organizations and activities and say which, if any, do you belong to or participate in?**

b. education, arts, music or cultural activities

**(IF BELONG TO EDUCATION GROUP, ARTS GROUP, ETC., ASK)**

**Q43b. And when you participate in education, arts, music, or cultural activities, would you say that it's mostly through a church or religious group, or mostly through some other kind of group? (continued)**

	ASIA								
	India (localities)			Philippines			South Korea		
	All	Pent	Char	All	Pent	Char	All	Pent	Char
Yes, participate in activity	14	15	14	17	33	21	5	13	12
<i>Participate mostly through a church or religious group</i>	2	9	6	6	22	9	2	8	9
<i>Participate mostly through some other kind of group</i>	11	5	6	11	9	11	3	5	2
<i>Both equally (vol.)</i>	1	1	2	*	1	1	*	0	1
<i>Don't know/Refused</i>	*	0	0	0	0	0	0	0	0
No, do not belong or participate	86	85	86	82	67	78	94	86	87
Don't know/refused	0	0	0	1	0	*	1	1	1
	100	100	100	100	100	99	100	100	100



**PEW FORUM: 10 NATION SURVEY OF RENEWALISTS (2006)**

**Q42. Please look carefully at the following list of voluntary organizations and activities and say which, if any, do you belong to or participate in?**

e. local community action on issues like poverty, employment, housing, racial equality or human rights

**(IF BELONG TO LOCAL COMMUNITY ACTION GROUP, ASK)**

**Q43c. And when you participate in local community action on issues like poverty, employment, housing, racial equality or human rights, would you say that it's mostly through a church or religious group, or mostly through some other kind of group?**

	UNITED STATES			LATIN AMERICA								
	All	Pentecostals	Charismatics	Brazil			Chile			Guatemala		
				All	Pent	Char	All	Pent	Char	All	Pent	Char
Yes, participate in activity	19	20	20	11	13	8	7	5	8	7	6	8
<i>Participate mostly through a church or religious group</i>	5	9	10	5	9	3	6	5	8	4	3	4
<i>Participate mostly through some other kind of group</i>	12	9	9	4	2	3	0	0	0	3	3	4
<i>Both equally (vol.)</i>	2	2	1	2	1	1	0	0	0	*	0	*
<i>Don't know/Refused</i>	*	0	*	*	0	*	1	0	*	0	0	0
No, do not belong or participate	81	79	79	88	86	90	90	91	90	93	94	92
Don't know/refused	*	1	1	1	1	2	3	4	2	*	0	0
	100	100	100	100	100	100	100	100	100	100	100	100

	AFRICA								
	Kenya			Nigeria			South Africa		
	All	Pent	Char	All	Pent	Char	All	Pent	Char
Yes, participate in activity	23	23	18	12	11	-	12	11	11
<i>Participate mostly through a church or religious group</i>	9	11	8	1	3	-	3	5	3
<i>Participate mostly through some other kind of group</i>	10	8	9	9	7	-	7	5	8
<i>Both equally (vol.)</i>	3	3	1	2	1	-	1	1	*
<i>Don't know/Refused</i>	0	0	0	*	0	-	*	0	0
No, do not belong or participate	77	77	82	87	88	-	87	88	88
Don't know/refused	*	*	*	1	*	-	1	1	1
	100	100	100	100	99	-	100	100	100

**PEW FORUM: 10 NATION SURVEY OF RENEWALISTS (2006)**

**Q42. Please look carefully at the following list of voluntary organizations and activities and say which, if any, do you belong to or participate in?**

e. local community action on issues like poverty, employment, housing, racial equality or human rights

**(IF BELONG TO LOCAL COMMUNITY ACTION GROUP, ASK)**

**Q43c. And when you participate in local community action on issues like poverty, employment, housing, racial equality or human rights, would you say that it's mostly through a church or religious group, or mostly through some other kind of group? (continued)**

	ASIA								
	India (localities)			Philippines			South Korea		
	All	Pent	Char	All	Pent	Char	All	Pent	Char
Yes, participate in activity	6	3	7	10	16	17	1	5	4
<i>Participate mostly through a church or religious group</i>	1	1	2	4	9	7	*	5	3
<i>Participate mostly through some other kind of group</i>	4	2	4	6	6	9	1	1	1
<i>Both equally (vol.)</i>	*	0	1	*	1	1	0	0	1
<i>Don't know/Refused</i>	0	0	0	0	0	0	0	0	0
No, do not belong or participate	94	97	93	89	84	83	98	94	95
Don't know/refused	0	0	0	1	0	*	1	1	1
	100	100	100	100	100	100	100	100	100

**PEW FORUM: 10 NATION SURVEY OF RENEWALISTS (2006)**

**Q42. Please look carefully at the following list of voluntary organizations and activities and say which, if any, do you belong to or participate in?**

f. women's groups

**(IF BELONG TO WOMEN'S GROUPS, ASK)**

**Q43d. And when you participate in women's groups, would you say that it's mostly through a church or religious group, or mostly through some other kind of group?**

UNITED STATES									
	All	Pentecostals		Charismatics					
Yes, participate in activity	11	15		16					
<i>Participate mostly through a church or religious group</i>	5	11		9					
<i>Participate mostly through some other kind of group</i>	5	3		6					
<i>Both equally (vol.)</i>	*	1		1					
<i>Don't know/Refused</i>	0	0		0					
No, do not belong or participate	89	84		82					
Don't know/refused	*	1		1					
	100	100		99					

LATIN AMERICA									
	Brazil			Chile			Guatemala		
	All	Pent	Char	All	Pent	Char	All	Pent	Char
Yes, participate in activity	5	8	4	8	12	13	6	11	7
<i>Participate mostly through a church or religious group</i>	2	8	2	8	12	12	4	10	5
<i>Participate mostly through some other kind of group</i>	2	0	1	0	0	0	2	1	2
<i>Both equally (vol.)</i>	1	*	1	0	0	0	0	0	0
<i>Don't know/Refused</i>	0	0	0	*	*	*	0	0	0
No, do not belong or participate	94	91	94	88	84	85	95	89	93
Don't know/refused	1	1	2	3	4	2	0	0	0
	100	100	100	99	100	100	101	100	100

AFRICA									
	Kenya			Nigeria			South Africa		
	All	Pent	Char	All	Pent	Char	All	Pent	Char
Yes, participate in activity	28	37	32	17	23	-	11	19	14
<i>Participate mostly through a church or religious group</i>	8	14	10	12	18	-	7	14	12
<i>Participate mostly through some other kind of group</i>	17	19	18	3	2	-	3	4	2
<i>Both equally (vol.)</i>	3	5	4	2	3	-	1	2	*
<i>Don't know/Refused</i>	0	0	0	0	*	-	0	0	0
No, do not belong or participate	72	63	68	81	76	-	88	80	85
Don't know/refused	*	*	0	2	*	-	1	1	1
	100	100	100	100	99	-	100	100	100

**PEW FORUM: 10 NATION SURVEY OF RENEWALISTS (2006)**

**Q42.** Please look carefully at the following list of voluntary organizations and activities and say which, if any, do you belong to or participate in?

f. women's groups

**(IF BELONG TO WOMEN'S GROUPS, ASK)**

**Q43d.** And when you participate in women's groups, would you say that it's mostly through a church or religious group, or mostly through some other kind of group? (continued)

	ASIA								
	India (localities)			Philippines			South Korea		
	All	Pent	Char	All	Pent	Char	All	Pent	Char
Yes, participate in activity	15	4	10	8	14	12	*	1	4
<i>Participate mostly through a church or religious group</i>	1	*	2	4	11	6	0	1	3
<i>Participate mostly through some other kind of group</i>	12	3	6	4	3	6	*	1	1
<i>Both equally (vol.)</i>	1	*	2	*	0	*	0	0	0
<i>Don't know/Refused</i>	0	0	0	0	0	0	0	0	*
No, do not belong or participate	85	96	90	91	86	87	99	98	95
Don't know/refused	0	0	0	1	0	*	1	1	1
	100	100	100	100	100	99	100	100	100

**PEW FORUM: 10 NATION SURVEY OF RENEWALISTS (2006)**

**Q42. Please look carefully at the following list of voluntary organizations and activities and say which, if any, do you belong to or participate in?**

g. other groups

**(IF BELONG TO OTHER GROUPS, ASK)**

**Q43e. And when you participate in other groups, would you say that it's mostly through a church or religious group, or mostly through some other kind of group?**

UNITED STATES										
	All	Pentecostals			Charismatics					
Yes, participate in activity	21	18			21					
<i>Participate mostly through a church or religious group</i>	4	6			5					
<i>Participate mostly through some other kind of group</i>	16	10			15					
<i>Both equally (vol.)</i>	1	2			1					
<i>Don't know/Refused</i>	0	0			0					
No, do not belong or participate	78	82			78					
Don't know/refused	<u>1</u>	<u>1</u>			<u>1</u>					
	100	101			100					

LATIN AMERICA									
	Brazil			Chile			Guatemala		
	All	Pent	Char	All	Pent	Char	All	Pent	Char
Yes, participate in activity	1	3	0	9	28	14	10	13	11
<i>Participate mostly through a church or religious group</i>	*	3	0	9	27	13	5	9	7
<i>Participate mostly through some other kind of group</i>	0	0	0	0	0	0	4	3	4
<i>Both equally (vol.)</i>	*	*	0	0	0	0	*	*	*
<i>Don't know/Refused</i>	*	*	0	*	*	1	*	*	0
No, do not belong or participate	98	96	98	87	69	84	90	87	89
Don't know/refused	<u>1</u>	<u>1</u>	<u>2</u>	<u>4</u>	<u>4</u>	<u>2</u>	<u>0</u>	<u>0</u>	<u>0</u>
	100	100	100	100	101	100	100	100	100

AFRICA									
	Kenya			Nigeria			South Africa		
	All	Pent	Char	All	Pent	Char	All	Pent	Char
Yes, participate in activity	31	42	28	28	24	-	8	13	13
<i>Participate mostly through a church or religious group</i>	14	24	14	10	12	-	3	6	7
<i>Participate mostly through some other kind of group</i>	12	14	9	15	9	-	4	6	5
<i>Both equally (vol.)</i>	5	4	5	3	2	-	1	1	1
<i>Don't know/Refused</i>	0	0	0	*	*	-	*	0	*
No, do not belong or participate	69	57	71	71	72	-	89	86	85
Don't know/refused	<u>*</u>	<u>1</u>	<u>1</u>	<u>1</u>	<u>5</u>	<u>-</u>	<u>3</u>	<u>1</u>	<u>2</u>
	100	100	100	100	101	-	100	100	100

**PEW FORUM: 10 NATION SURVEY OF RENEWALISTS (2006)**

**Q42.** Please look carefully at the following list of voluntary organizations and activities and say which, if any, do you belong to or participate in?

g. other groups

**(IF BELONG TO GROUP THAT PROVIDES SOCIAL WELFARE SERVICES, ETC., ASK)**

**Q43e.** And when you participate in other groups, would you say that it's mostly through a church or religious group, or mostly through some other kind of group? (continued)

	ASIA								
	India (localities)			Philippines			South Korea		
	All	Pent	Char	All	Pent	Char	All	Pent	Char
Yes, participate in activity	7	6	14	9	17	14	5	12	8
<i>Participate mostly through a church or religious group</i>	2	2	4	5	11	7	3	9	6
<i>Participate mostly through some other kind of group</i>	5	4	9	5	5	6	2	2	1
<i>Both equally (vol.)</i>	*	*	1	*	1	1	0	0	0
<i>Don't know/Refused</i>	0	0	0	0	0	0	0	1	*
No, do not belong or participate	93	94	86	90	83	86	94	87	91
Don't know/refused	0	0	0	1	1	1	1	1	2
	100	100	100	100	101	101	100	100	101

**PEW FORUM: 10 NATION SURVEY OF RENEWALISTS (2006)**

**Q44. How often do you (insert item) through a church or religious organization ... frequently, sometimes, hardly ever or never? And how often do you (insert next item)?**

a. receive food or housing assistance, health care, or other social services

**UNITED STATES**

	All	Pentecostals	Charismatics
Frequently	3	8	4
Sometimes	6	13	11
Hardly ever	7	9	11
Never	84	70	73
Don't know/Refused	*	*	1
	100	100	100

**LATIN AMERICA**

	Brazil			Chile			Guatemala		
	All	Pent	Char	All	Pent	Char	All	Pent	Char
Frequently	2	5	2	3	4	4	1	1	*
Sometimes	6	8	6	3	11	7	6	9	6
Hardly ever	3	6	2	5	12	5	6	10	7
Never	89	81	90	86	71	82	87	80	87
Don't know/Refused	*	*	0	3	1	2	0	0	0
	100	100	100	100	99	100	100	100	100

**AFRICA**

	Kenya			Nigeria			South Africa		
	All	Pent	Char	All	Pent	Char	All	Pent	Char
Frequently	2	3	2	3	6	-	3	7	3
Sometimes	25	25	28	20	24	-	9	13	14
Hardly ever	21	24	19	19	16	-	6	5	10
Never	51	48	51	59	54	-	81	75	73
Don't know/Refused	0	0	0	1	*	=	*	0	0
	99	100	100	102	100	-	99	100	100

**ASIA**

	India (localities)			Philippines			South Korea		
	All	Pent	Char	All	Pent	Char	All	Pent	Char
Frequently	6	14	14	2	3	2	2	6	5
Sometimes	13	16	13	22	31	27	8	19	19
Hardly ever	15	15	12	9	13	11	13	21	20
Never	65	55	61	66	53	59	77	53	56
Don't know/Refused	0	0	0	1	*	*	0	0	0
	99	100	100	100	100	99	100	99	100

**PEW FORUM: 10 NATION SURVEY OF RENEWALISTS (2006)**

**Q44. How often do you (insert item) through a church or religious organization ... frequently, sometimes, hardly ever or never? And how often do you (insert next item)?**

b. participate in language or literacy classes

**UNITED STATES**

	All	Pentecostals	Charismatics
Frequently	2	3	6
Sometimes	5	12	10
Hardly ever	6	8	7
Never	87	78	76
Don't know/Refused	*	0	1
	100	101	100

**LATIN AMERICA**

	Brazil			Chile			Guatemala		
	All	Pent	Char	All	Pent	Char	All	Pent	Char
Frequently	1	3	2	1	5	3	2	3	4
Sometimes	2	2	1	3	8	6	4	7	4
Hardly ever	2	1	2	3	9	3	4	7	6
Never	95	95	96	90	76	86	90	82	86
Don't know/Refused	*	0	0	3	2	2	0	0	0
	100	101	101	100	100	100	100	99	100

**AFRICA**

	Kenya			Nigeria			South Africa		
	All	Pent	Char	All	Pent	Char	All	Pent	Char
Frequently	4	5	3	2	4	-	4	5	4
Sometimes	14	14	12	14	18	-	9	11	9
Hardly ever	26	27	24	19	15	-	5	5	9
Never	56	54	61	65	63	-	82	79	77
Don't know/Refused	0	*	0	1	*	=	*	0	0
	100	100	100	101	100	-	100	100	99

**ASIA**

	India (localities)			Philippines			South Korea		
	All	Pent	Char	All	Pent	Char	All	Pent	Char
Frequently	4	5	6	3	8	4	1	4	1
Sometimes	13	17	14	12	21	14	4	7	9
Hardly ever	12	8	10	7	12	8	11	15	26
Never	71	70	71	77	59	74	84	74	64
Don't know/Refused	0	0	0	1	*	*	*	0	0
	100	100	101	100	100	100	100	100	100



**PEW FORUM: 10 NATION SURVEY OF RENEWALISTS (2006)**

**Q44. How often do you (insert item) through a church or religious organization ... frequently, sometimes, hardly ever or never? And how often do you (insert next item)?**

c. receive job training or employment services

**UNITED STATES**

	All	Pentecostals	Charismatics
Frequently	2	6	3
Sometimes	3	4	7
Hardly ever	3	8	5
Never	92	82	84
Don't know/Refused	<u>1</u>	<u>0</u>	<u>1</u>
	101	100	100

**LATIN AMERICA**

	<u>Brazil</u>			<u>Chile</u>			<u>Guatemala</u>		
	All	Pent	Char	All	Pent	Char	All	Pent	Char
Frequently	2	4	1	4	7	5	2	4	3
Sometimes	3	2	2	5	13	10	4	9	4
Hardly ever	2	3	2	3	10	5	3	4	4
Never	94	91	95	84	69	78	90	82	89
Don't know/Refused	<u>*</u>	<u>*</u>	<u>0</u>	<u>4</u>	<u>1</u>	<u>2</u>	<u>*</u>	<u>0</u>	<u>0</u>
	101	100	100	100	100	100	99	99	100

**AFRICA**

	<u>Kenya</u>			<u>Nigeria</u>			<u>South Africa</u>		
	All	Pent	Char	All	Pent	Char	All	Pent	Char
Frequently	7	9	6	1	2	-	3	5	4
Sometimes	16	16	16	11	24	-	6	9	8
Hardly ever	22	18	18	19	17	-	7	4	11
Never	56	57	60	68	56	-	83	82	77
Don't know/Refused	<u>*</u>	<u>*</u>	<u>0</u>	<u>1</u>	<u>*</u>	<u>=</u>	<u>1</u>	<u>0</u>	<u>1</u>
	101	100	100	100	99	-	100	100	101

**ASIA**

	<u>India (localities)</u>			<u>Philippines</u>			<u>South Korea</u>		
	All	Pent	Char	All	Pent	Char	All	Pent	Char
Frequently	3	6	3	3	6	4	1	2	1
Sometimes	11	11	14	16	21	21	1	2	4
Hardly ever	12	8	10	6	16	6	9	19	22
Never	74	75	74	74	57	69	89	76	73
Don't know/Refused	<u>0</u>	<u>0</u>	<u>0</u>	<u>1</u>	<u>1</u>	<u>*</u>	<u>*</u>	<u>0</u>	<u>0</u>
	100	100	101	100	101	100	100	99	100