

Ordering Integers on a Number Line:

Cut and Paste Pack

5 cut and
paste pages
to order
integers

Created by Bethany @
MathGeekMama.com

Thank you for downloading this resource from MathGeekMama.com!

I love providing high quality math teaching resources for parents and educators, but I ask that you please abide by the following terms of use. Thank you for your honesty and support of my work!

Please do:

1. Download to your computer for personal use in the home or classroom
2. Print copies for your personal use

Please do NOT:

1. Link directly to the pdf file
2. Save or store the file on your website
3. Edit this resource in any way
4. Print this resource to sell or distribute to others.

If you would like to share this (or other) resources with friends or colleagues, please direct them to my website to get a copy for themselves. Thank you!



TEACH MATH IN A WAY THAT MAKES SENSE!

With Math Geek Mama Membership You Get:

- ✓ *LIFETIME access to the growing library of math lessons and games*
- ✓ *Options for Kindergarten-High School*
- ✓ *Member Exclusives*
- ✓ *And SO much more!*



Find more great math resources with Math Geek Mama Membership!

Learn more here: <http://members.mathgeekmama.com>

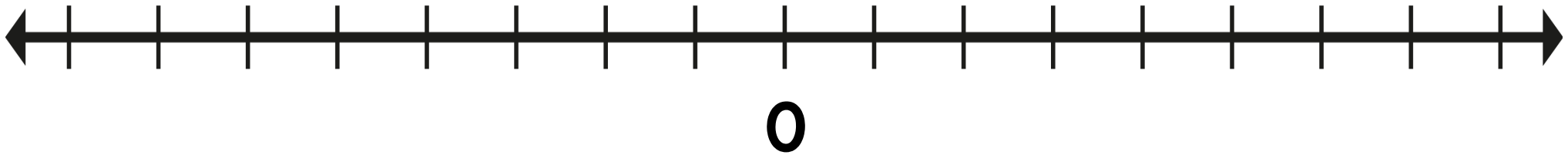
And be sure to check out the
collection of Tic Tac Math apps
for your iPad or iPhone!

Easy math practice that kids
love!



Ordering Integers Cut and Paste:

Directions: Cut out the integers below and glue them on the number line in their correct location (you can glue above or below the line). Then write them in order from least to greatest.



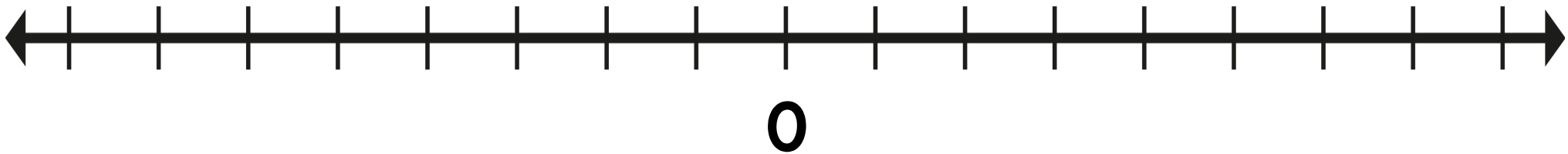
Write the numbers in order from least to greatest:



3	-6	7	-2	1	8	-8	-3
---	----	---	----	---	---	----	----

Ordering Integers Cut and Paste:

Directions: Cut out the integers below and glue them on the number line in their correct location (you can glue above or below the line). Then write them in order from least to greatest.



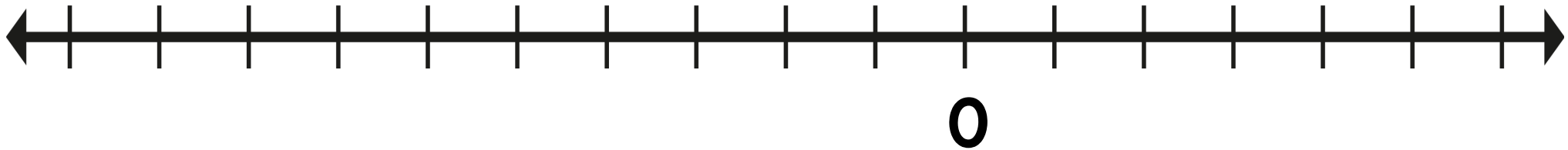
Write the numbers in order from least to greatest:



-4	-5	6	2	-8	5	-1	4
----	----	---	---	----	---	----	---

Ordering Integers Cut and Paste:

Directions: Cut out the integers below and glue them on the number line in their correct location (you can glue above or below the line). Then write them in order from least to greatest.



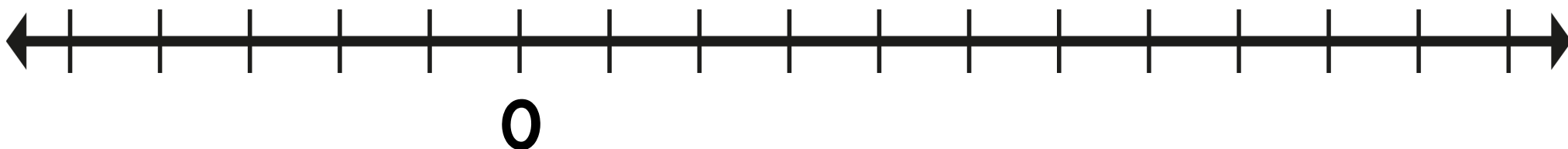
Write the numbers in order from least to greatest:



1	-10	2	-5	-7	4	-1	-9
---	-----	---	----	----	---	----	----

Ordering Integers Cut and Paste:

Directions: Cut out the integers below and glue them on the number line in their correct location (you can glue above or below the line). Then write them in order from least to greatest.



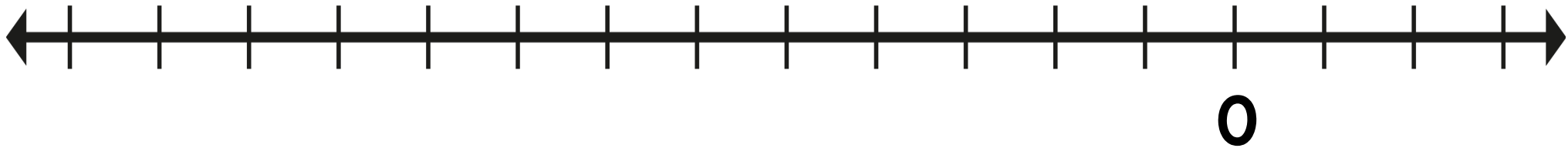
Write the numbers in order from least to greatest:



-5	-1	3	-4	9	5	-2	4
----	----	---	----	---	---	----	---

Ordering Integers Cut and Paste:

Directions: Cut out the integers below and glue them on the number line in their correct location (you can glue above or below the line). Then write them in order from least to greatest.



Write the numbers in order from least to greatest:



2	-8	1	-12	-9	-3	-6	-1
---	----	---	-----	----	----	----	----

Thank You!

This resource was made possible thanks to the clipart and fonts from these shops:



<http://www.teacherspayteachers.com/Store/Zip-a-dee-doo-dah-Designs>

<https://www.teacherspayteachers.com/Store/Krista-Wallden>
<https://www.teacherspayteachers.com/Store/Kimberly-Geswein-Fonts>
<http://brittneymurphydesign.com/>
<https://www.teacherspayteachers.com/Store/A-Little-Peace-Of-Africa>
<https://www.teacherspayteachers.com/Store/Zip-a-dee-doo-dah-Designs>



Connect with Me:

Website: www.MathGeekMama.com

FB: <https://www.facebook.com/mathgeekmama/>

Pin: <https://www.pinterest.com/mathgeekmama/>

T/IG: @mathgeekmama