

**Guaranteed
Installation Price**
Call for Details

Original
Endless Pools®
Planning Guide



EASIER TO INSTALL, MORE EFFICIENT TO OPERATE

Featuring a series of design and manufacturing innovations, our newest Endless Pool is even easier to install.

Incorporating some of the latest technology from the spa industry, our computerized water quality system includes push-button poolside controls and a filter that can be changed from in the pool. Since so many of our customers enjoyed deeper water, we now offer 6" and 12" deeper models that require no additional site preparation.

Designed for easy installation

The modular Endless Pool has been engineered for ease of installation. Pre-wired and pre-plumbed, all components fit easily through any doorway and down stairs for simple assembly.

Minimal site preparation

A solid, level surface and a 30 amp electric service are all you need. While you may want to finish off the space with elaborate tile or deck up to the pool for a built-in look, a Factory Trained Installer can install the Endless Pool with nothing but an empty space at least 24" wider and 36" longer than the inside dimensions of the pool.

Guaranteed Installation Pricing

Our network of independent Factory Trained Installers can have you swimming in a couple of days at a guaranteed price. The installation of an Endless Pool is that simple.

Everything but the water

The Endless Pool includes the pool plus a swim current generator, return channels, and a water quality system located at the front of the pool to heat, filter and purify the water. Popular options include wider, longer, and deeper models, retractable security covers, interior steps/seats, exterior stairs, skirting, and underwater lights at the front.

Super energy efficient

The Endless Pool provides all the benefits of a full-sized pool in a compact space. The capacity means there is far less water to heat. Our 1/8th horsepower electric circulating pump uses less energy than a 120-watt light and is virtually silent. Our pre-plumbed 4kW electric heater uses the same circuit as the 5 hp hydraulic power unit. Every Endless Pool comes with an insulating thermal blanket to retain heat and trap humidity; our optional security covers retain heat and trap humidity while additionally serving as lockable safety covers.

Three steps to swim at home

1. Shoot digital photographs of your proposed location for review by our Design Professionals. If you think access to your site might be an issue, photograph that narrow set of stairs or other condition for our review. Generally, if you can get a 4' x 8' sheet of plywood to the location, we can get all the components in. Also photograph your electric panel and indicate where the panel is in relationship to the proposed location of your Endless Pool. Email these photographs to our Design Professionals.
2. Place a refundable deposit. That will give you access to your "Welcome Kit," which details your finish choices, and to your personal online order form to configure your pool. If you would like one of our Factory Trained Installers to visit your site to confirm and clarify any of these installation details, please call us for a referral.
3. Complete your online order form by making your size, color, and accessory choices. Then finalize your order and schedule your installation.

4 NOTABLE ENDLESS POOL FEATURES

- 1. There is no connection to household plumbing.** You fill the pool with a garden hose and change the water every year or two. The pool is equipped with a closed-loop plumbing system that automatically pumps water through a filter, heater and mineral purification system, and returns it to the pool.
- 2. 100% of the humidity can be controlled** when the pool is not in use, by either the optional automatic or manual security covers. When closed, the cover seals in humidity and reduces heat loss. The cover has a lock-down mechanism for security. The humidity present from a daily one-hour swim can be controlled by a simple room dehumidifier or a bathroom exhaust fan.
- 3. We have greatly reduced chlorine** odor and effects with our modern purification system that comes standard with every pool. Your home will not smell like the local gym!
- 4. Should you decide to relocate your pool, it can be disassembled and moved.** Give us a call and we will explain what is involved in relocating a pool.

HOW AN ENDLESS POOL WORKS

The heart of the Endless Pool is a small, powerful underwater hydraulic motor. This motor drives the custom-made propeller(s) that create our signature swim current. The water gets pushed through two grills that straighten and smooth the current and then flows right down the center of the pool. This current is completely variable in speed and controlled by a handy remote (or by our optional Fit@Home app for your smart device).

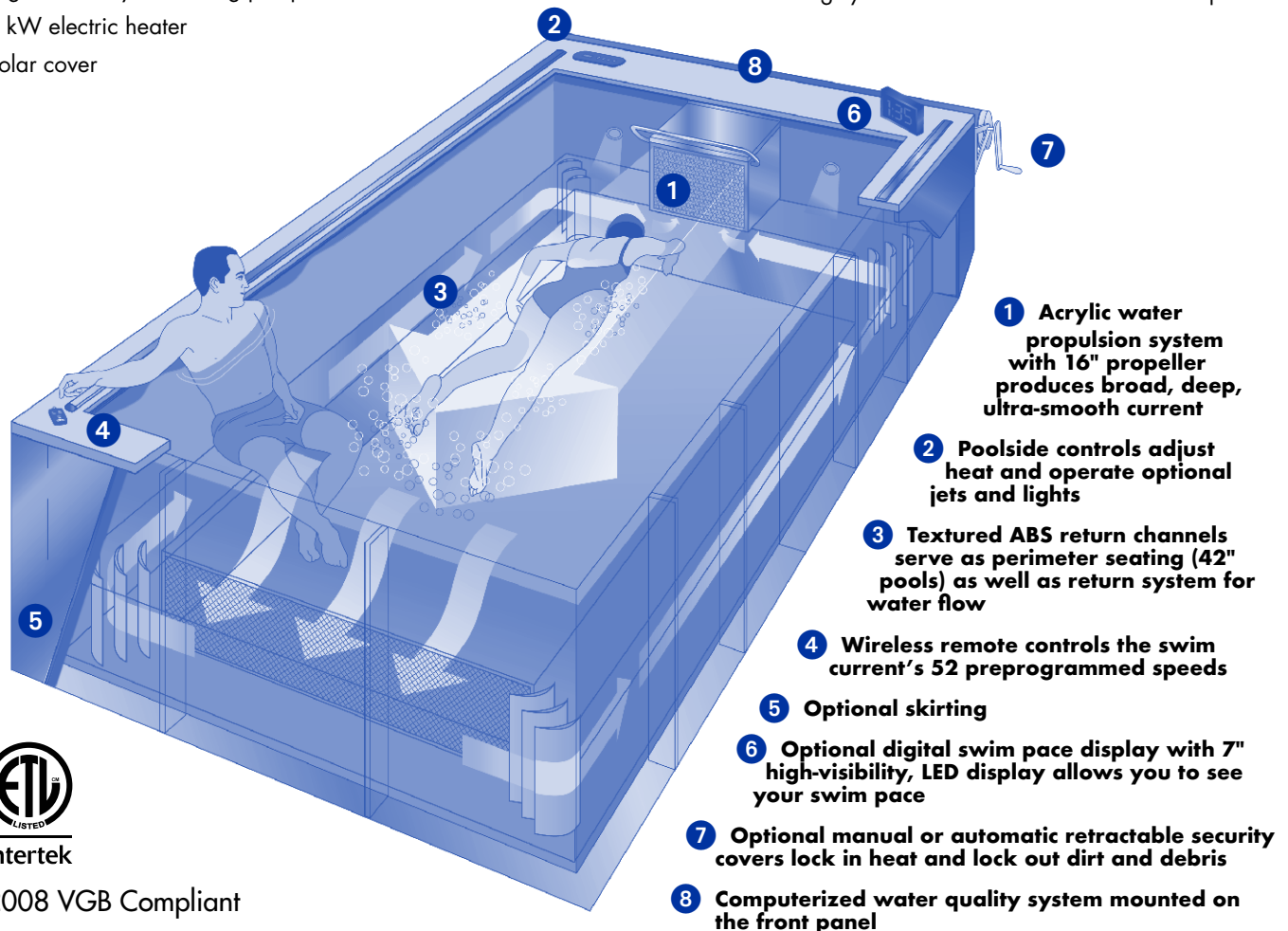
The speed can be adjusted from a gentle flow to a sprinter's pace. At the rear of the pool, the current enters a large grill beneath the rear bench, and passes through the side channels to the front of the pool. Because the water returns through the side channels, it does not disturb the current moving down the center of the pool, thus eliminating any turbulence.

Specifications:

- 7' x 14' swimming area (2.13m x 4.27m)
- 39" (0.99m) water depth, 42" (1.07m) wall height
- 28-mil. commercial-grade PVC vinyl liner
- Acrylic water propulsion system
- 5-hp swim current generator
- Digital systems control
- Skimmer filter (removable cartridge type)
- High efficiency circulating pump
- 4 kW electric heater
- Solar cover

Options:

- Size: 7' x 12' to 10' x 16' swimming area (2.13m x 3.66m to 3.05m x 4.88m)
- Water depth: 45" or 51" (panel height: 48"/1.22m or 54"/1.37)
- Underwater Treadmill
- Interior corner steps/seats
- Exterior stairs
- Rails and bars for facilitated access: 4 options available
- Interior raised rear bench (48" and 54" models only)
- Liner surface: 3 colors, 10 patterns available
- Manual and automatic retractable security covers
- Underwater lights
- Hydrotherapy jets
- Front and floor swim mirrors
- 9-3/4" (0.25m) wide synthetic perimeter coping system: 2 colors available
- Aluminum coping for outdoor installations
- Digital swim pace display
- Wi-Fi compatible controller (required to use our Fit@Home app)
- Remote pool monitoring system
- PermaWood® skirting
- Floor leveling system with stainless steel tension straps



Intertek

2008 VGB Compliant

SITE IDENTIFICATION

The unique modular design of the Endless Pool allows the pool to be located indoors or outdoors, above-ground or in-ground, in an existing ground floor room or in a new space. Some typical locations are shown in the illustration below.

An Endless Pool fits just about anywhere. All you need is a solid, near-level surface capable of supporting the weight. Indoors, a concrete floor is perfect. If you want to sink the pool into the floor, a near-level bottom to an excavated hole is sufficient. For an in-ground feel, it is easier to build a deck up around the pool rather than excavating.

Outdoors, any hardscape surface is fine. Erecting the pool on compacted soil is of primary importance. Pouring a four-inch concrete pad is often the best solution. If concrete is difficult to bring in, then bags of readily available "pool base" (vermiculite and cement, mixed by hand) is by far the easiest solution and more than sufficient to support the load (200 lbs./square foot for a standard Endless Pool, 260 lbs./square foot for a deeper model).

First, determine what size and depth pool you want. Our standard 42"-high Endless Pool is ideal for swimming and seated water exercises on the perimeter return channels. If you're particularly tall or will add a treadmill (which stands 4.6" off the pool floor), then consider our optional 48" or 54" depth pools. For above-ground pools, be sure to consider ceiling height.

Next, identify and measure a location that is 24" wider and 36" longer than the inside dimensions of the Endless Pool model you select. For our standard Endless Pool, an area 9' x 17' is perfect. Be sure you consider drainage when selecting a site.

A small percentage of our customers opt to make a custom deeper pool by providing a multi-level concrete base for the pool. Depths up to six feet are available using this technique.

Please call for additional technical information.

PUT A POOL IN A BASEMENT OR A GARAGE?

At first glance, a basement or a garage may seem like an unusual place to swim. But many of our customers have discovered that existing ground floor spaces offer excellent locations for an Endless Pool.

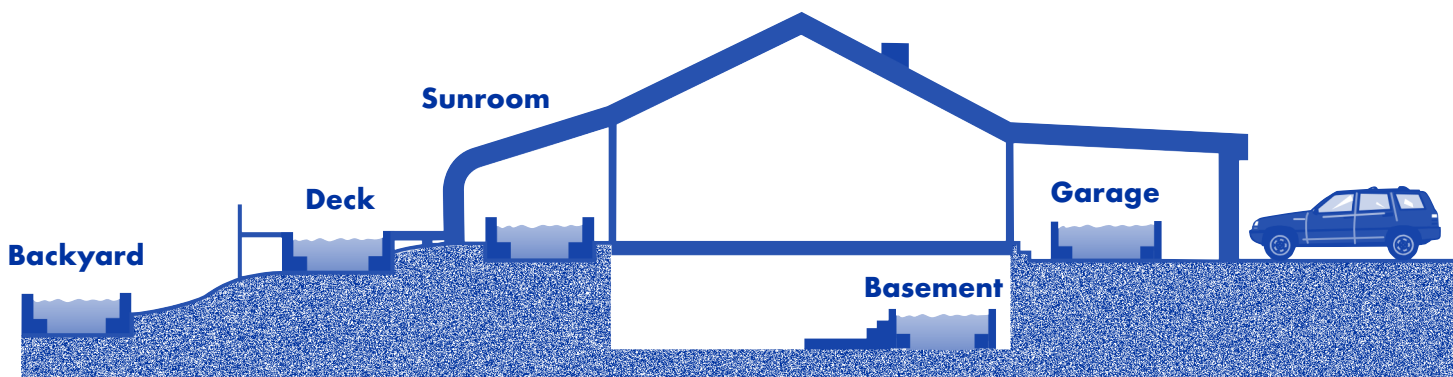
Basements

- A basement provides a winterized, accessible, year-round space.
- Concrete-floor basements offer the ideal structural support for an above-ground pool.
- The Endless Pool can be installed freestanding and aboveground. The standard pool stands 42" (1.07m) high. It can fit easily in a room with a ceiling height as low as 7'. There is no need to break through the floor. Even our deeper 48" (1.22m) and 54" (1.37m) high pools are freestanding. They can be made to appear partially in-ground by decking up around them.

Garages

- An Endless Pool fits easily in half of a two-car garage.
- The pool can be installed against a wall or in a corner. After installation, access to the sides of the pool is required only where you choose to locate optional lights or jets.
- Since the Endless Pool can be well insulated with rigid foam and an optional security cover, the garage need not be heated.
- Even garage floors with a significant slope can be accommodated with our optional floor leveling system.

	INDOORS	OUTDOORS		INDOORS	OUTDOORS
Existing Space	<ul style="list-style-type: none"> • Basement • Garage • Family Room • Other Ground Floor Room • Home Gym 	<ul style="list-style-type: none"> • Deck • Patio • Carport • Porch (enclosed now or later) • Garden 	New Space	<ul style="list-style-type: none"> • Refinished Basement • Converted Garage • Sunroom • Greenhouse • Master Bathroom Suite 	<ul style="list-style-type: none"> • New Landscaping • New Outdoor Space (with possible future enclosure)



EQUIPMENT PLACEMENT AND ACCESS?

The Endless Pool has two closed-loop systems: the Water Quality System and the hydraulic drive system. Both can be powered by a single 30-amp, 220-volt, GFCI circuit.

Equipment Placement

The heating/filtration equipment is typically installed at the front of the pool, just below the coping. The keypad controller for this system has a 10-foot cord and is usually mounted in the pool coping. When optional hydrotherapy jets are selected, the jets are plumbed into the rear wall over the bench, and the jet's pump is located at the front pool panel, plugged into the heater/controller.

The radio-controlled 5-hp Hydraulic Power Unit is usually located near your electric service. It requires a single 30-amp, 220-volt, GFCI service. A flexible conduit connects this power unit to the heater/controller poolside. Hydraulic lines connect between the front of the pool and the power unit. Up to 25' of hydraulic line is provided with the pool. Additional hydraulic line may be ordered when locating the power unit further away. These lines will run against a wall or, if you wish, through 4 inch PVC pipe. If using pipe as conduit, you must sweep all turns (no 90° bends).

For fully in-ground installations where the pool is backfilled and the equipment is kept at the front, a pit needs to be built at the front of the pool. A sump for water removal is prudent with this configuration.

Equipment Access

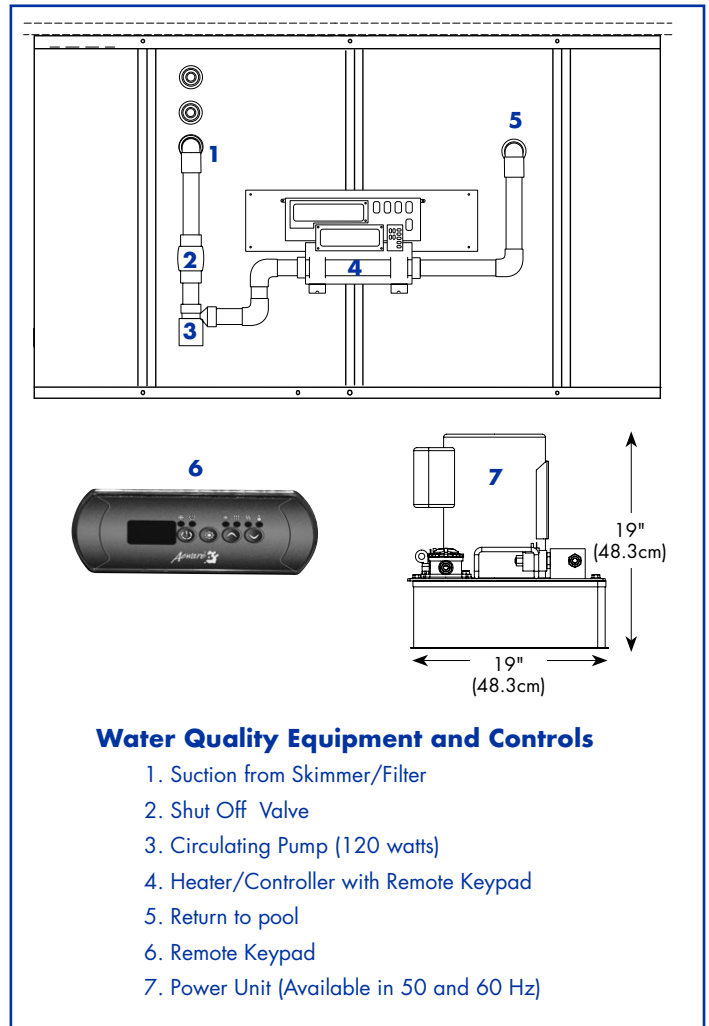
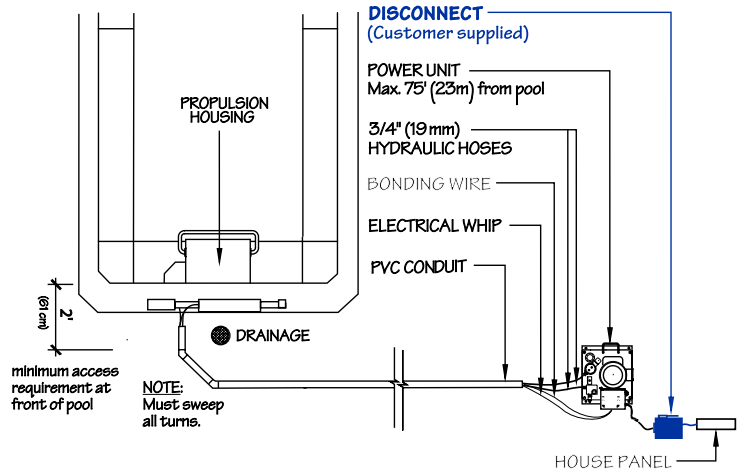
All of the water quality equipment is located at the front — the end towards which you swim. Customers frequently place their Endless Pool directly against a wall or in a corner. We strongly recommend that the front end not be installed against a wall.

The rear—the end opposite the swim current generator—may be against a wall. If opting for a rear-mounted manual retractable security cover, be sure to leave enough room to turn the handle.

If hydrotherapy jets are selected, be sure to leave 2' of access outside the pool where the jets will be located. Optional underwater lights can be installed on the front panel on each side of the swim unit, where access is guaranteed. (The lights may also be installed on either of the long walls of the pool with the understanding that access to the outside must be maintained.)

The outside dimensions of the Endless Pool depend on the coping system chosen. For indoor pools, our synthetic coping system is 9-3/4" wide at the rear and on either side. At the front, the coping is an extra 4" wider to cover the pool equipment. Access is required to this front wall.

This is why we require a space 36" longer and 24" wider than the inside dimensions of the pool you choose.



Permitting

We recommend that you ask your electrician to install the shut-off at your house panel; notify them that you are putting in a "modular, transportable spa" rather than a pool. Since the Endless Pool can be installed without anchors into the floor, it is truly transportable and is often not considered a permanent pool. This fact has significant permit ramifications. In many municipalities, no permit is required for a transportable spa.

DEPTH AND ACCESSIBILITY

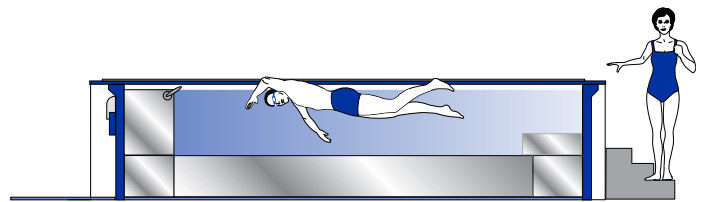
Based on your chosen pool height and your site's configuration, consider how you will access the pool. The Endless Pool offers many features to make it accessible to all users.

The easiest and most cost-effective way to install and access the Endless Pool is on a flat slab, fully above-ground. A small set of stairs can allow you to step up, sit on the perimeter coping (the top edge of the walls) and swing your legs over into the pool. We offer exterior steps, handrails, and grab bars. If a mobility impairment requires the use of a water-powered lift, we can refer you to a reliable vendor.

Stepping down into the pool is quite easy. The interior water return channels serve as steps into (and out of) the pool. We also offer interior corner steps and, for deeper models, risers for the rear return channel.

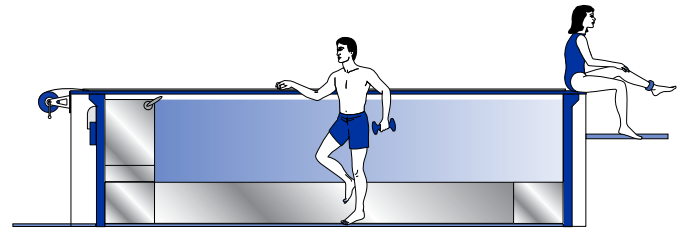
If a fully or partially in-ground look is desired, decking is the most cost-effective solution. Once the pool is installed, construct a deck to the desired elevation. If you leave 2' to 2'6" of the walls exposed, you can access the pool by sitting on the coping and swinging your legs over.

Remember that access is required to the front panel for equipment maintenance. If you plan to excavate and sink the pool in-ground, you can backfill to the panels and construct a pit that's 3' deep and 2' 6" out from the front panel. See diagram below.



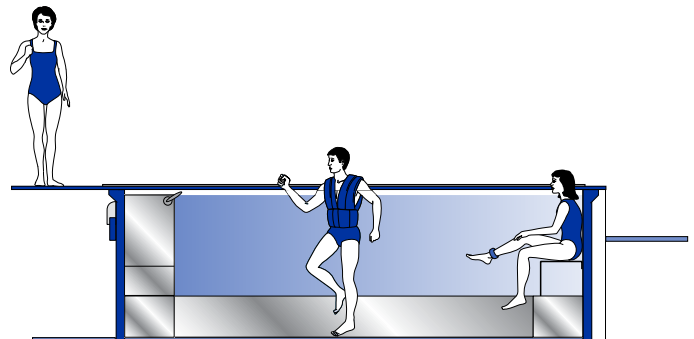
Above-ground Endless Pool

The simplest, most cost-effective installation. An above-ground unit is easily accessed with a set of stairs. (pictured here: 42" tall)



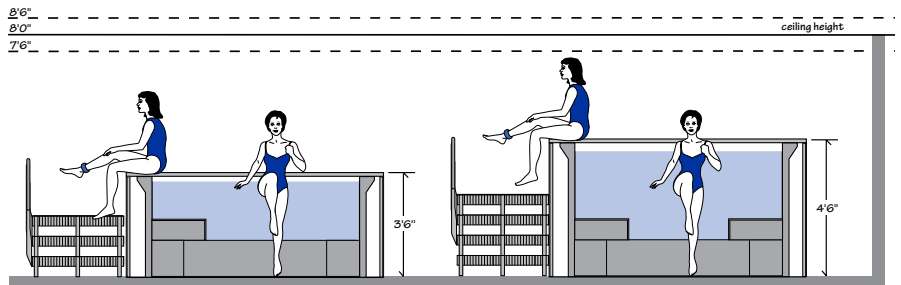
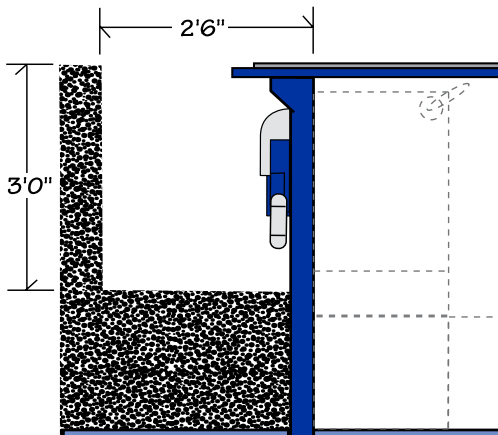
Partially In-ground Effect

Create an in-ground effect without excavation by building decking around an aboveground pool. Alternatively, a pit may be excavated to install the pool partially in-ground. The edge of the pool serves as stable seating. (pictured here: 48" tall)



Fully In-ground Effect

Less common but quite elegant, a fully in-ground effect can also be created with decking up around an above-ground pool. Excavation, while increasing the cost and complexity of the job, can deliver the cleanest, most striking visual. (pictured here: 54" tall)



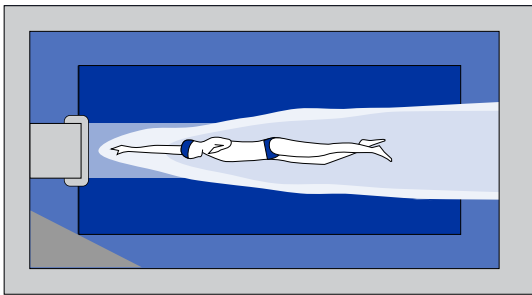
AVAILABLE SIZES

In addition to optional deeper pools, the modular design of the Endless Pool permits a variety of sizes. When deciding upon a length and width for your pool, you should consider such factors as how you intend to use your pool, the general dimensions of the site, your own height, and additional space requirements for embedded options such as jets and lights.

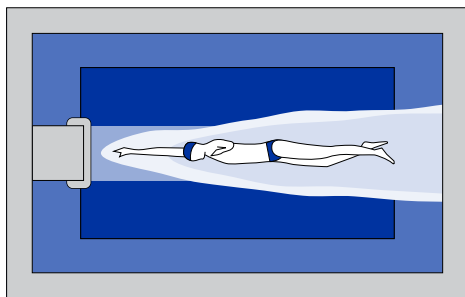
The standard 42"-deep Endless Pool has inside dimensions (water surface area) of 7' x 14' (2.13 m x 4.26 m) and is suitable for most applications. The length can be changed in 1' (.30 m) increments, down to 12' (3.66 m) or up to 16' (4.88 m). The width can be increased in 1' increments, up to 10' (3.05 m).

Our 48" deep model can be customized up to 9' x 16' (2.74m x 4.88m), and the 54" model can be as large as 10' x 15' (3.05m x 4.57m).

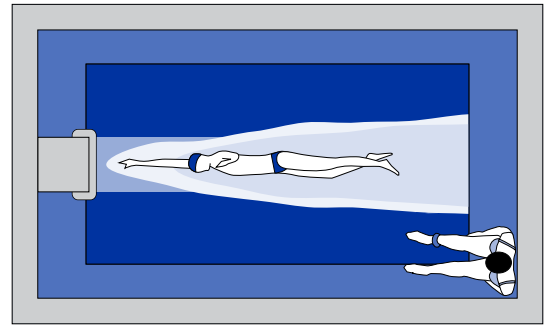
Shorter pools are appropriate when space is tight; you'll enjoy the same swim as in the standard pool. Wider and/or longer pools are appropriate when a number of people plan to use the pool at the same time, or if the user is very tall and swims with a wide frog kick.



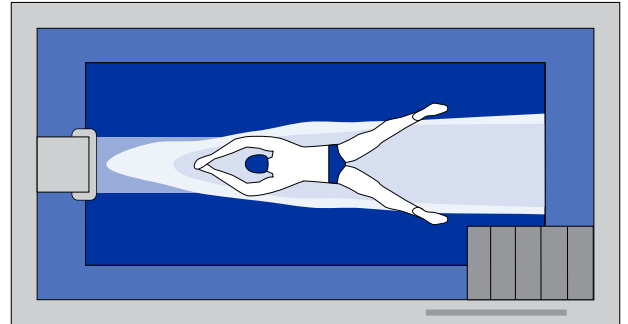
7' x 14'
2.13 m x 4.26 m



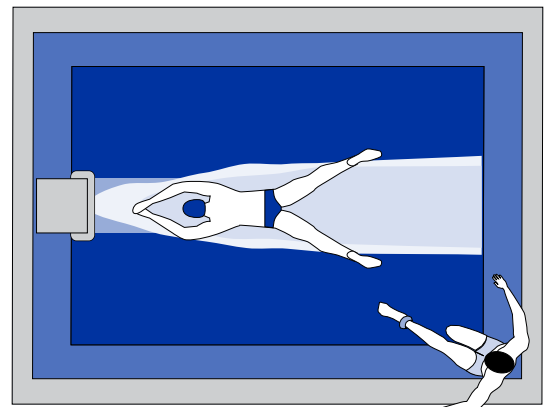
7' x 12'
2.13 m x 3.65 m



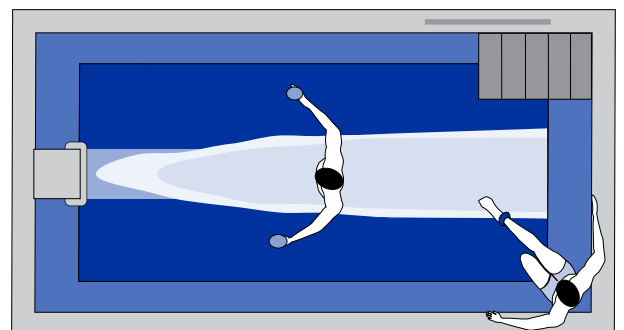
8' x 14'
2.43 m x 4.26 m



8' x 16'
2.43 m x 4.87 m



10' x 14'
3.05 m x 4.26 m



9' x 16'
2.74 m x 4.87 m

Call **1-800-732-8660** for a FREE Test Swim.

Take a Free Test Swim.

Call Endless Pools for the demonstration pool nearest you, or visit our Factory Showroom, just 15 minutes from Philadelphia International Airport, 3 miles off I-95. Showroom hours are 8:00 am to 5:00 pm Monday through Friday, and weekends by appointment.

Please call to schedule a visit and a swim.




Endless Pools
1601 Dutton Mill Rd
Aston, PA 19014-2831
www.endlesspools.com
swim@endlesspools.com


800.732.8660 US
610.497.8676 Local
610.497.9328 Fax





CONTROLLING COSTS


The cost of installing an Original Endless Pool varies considerably depending on the type of installation and the construction around the pool. With the modular Endless Pool system and our network of Factory Trained Installers (FTIs), we have taken the guesswork out of the cost of pool installation. To minimize your overall project costs, please consider:

-  **Select an existing site and be swimming in days.** The Endless Pool can install easily in an existing room. The need for a separate equipment room has been eliminated. Our new, state-of-the-art electronic equipment package is located at the front of the pool, behind the skirting.

-  **Above-ground installations – even with deeper pools.** The Endless Pool is free-standing, perfect for an above-ground installation. Above-ground installations are usually less expensive than partially or fully in-ground installations. Decking up around a finished pool makes it appear built in. Optional 48" or 54" panels provide deeper water without the need to pour an elaborate concrete pit.

-  **Use standard finishes** Endless Pools can provide finished synthetic coping and skirting. These standard finishes allow our expert installers to have your pool completely finished before they leave – the only decision you need to make is what bathing suit to wear.

-  **Energy efficiency means you'll save money!** The Endless Pool is designed for efficiency. Substantially less water to heat and keep clean means less energy used. A floating thermal cover reduces heat loss and controls humidity. Our super-efficient circulating pump uses less energy to run than a 120-watt bulb.

-  **Expert installation at a Guaranteed Price!** Our network of independent Factory Trained Installers can have you swimming in a couple of days. All you need is a flat, level surface 3' longer and 2' wider than the pool you select. Services may be restricted in some areas. Call for details.