


Our Unequal World


The North/South Divide.



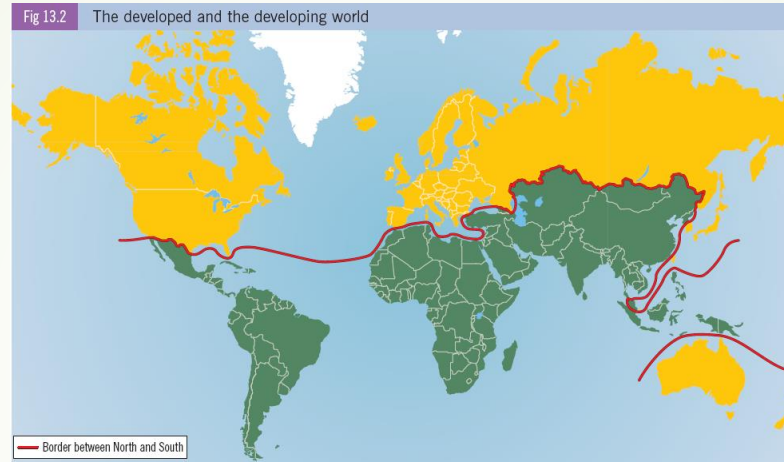


Inequality

- ▶ Our world is a very unequal place.
 - ▶ There are huge social & economic inequalities between different places.
 - ▶ This means that many countries are rich, while others are very poor.
 - ▶ The rich countries are mainly in the North, and the poorer countries are mainly in the south.
 - ▶ Poor countries are usually called Developing countries and rich countries are usually called Developed countries.
- 



Developed and Developing Countries



Some countries are developing faster than others. Many Asian countries are quickly developing while many African countries are slowly developing.

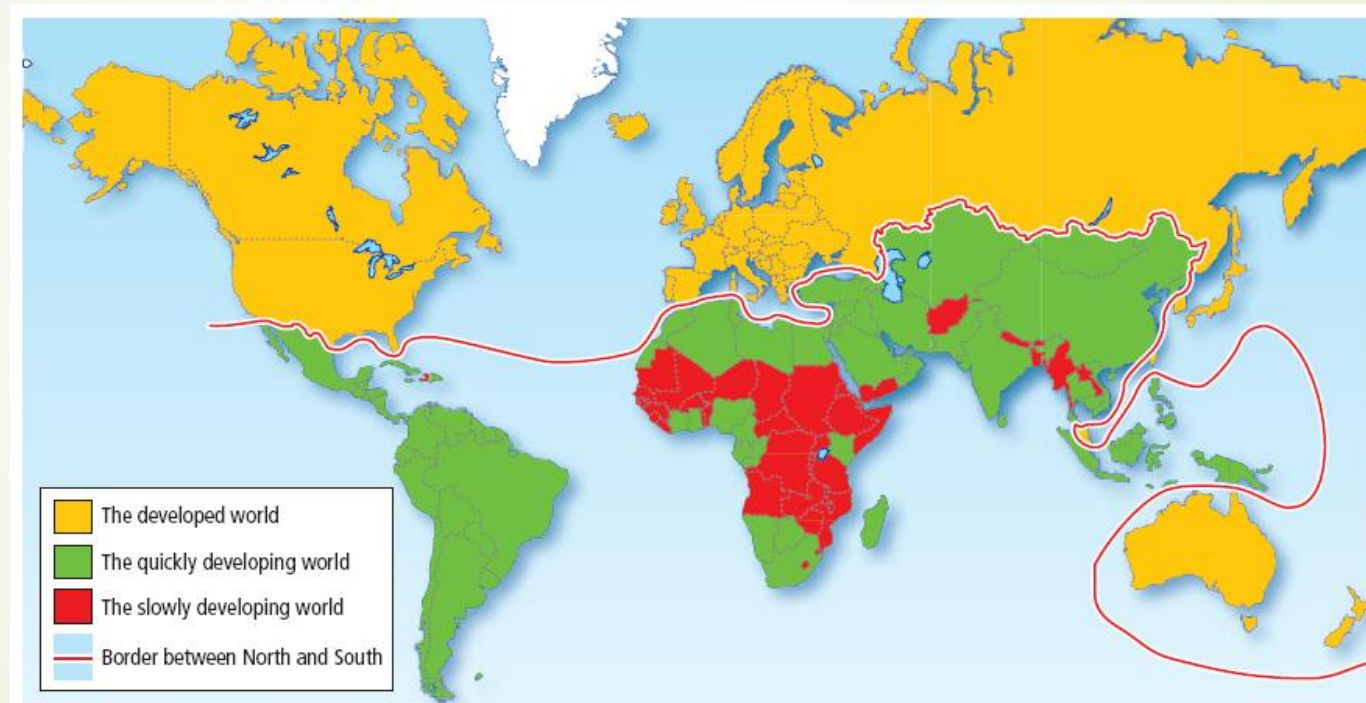


Fig 14.1 The developed world, the quickly developing world and the slowly developing world. Most of the slowly developing countries are in Africa

Inequality



Inequality



Inequality





Same city, different life....

Mukesh Ambani, the fifth richest man in the world, is building a 550-foot-tall, 27 story skyscraper as his family's private home in Mumbai, India.

Inequality



House for sale \$150m...

House wanted...



Inequality



Inequality



Inequality



Inequality



Developed and Developing Countries



- List 3 countries in the developing world and 3 countries in the developed world.

Developed and Developing Countries

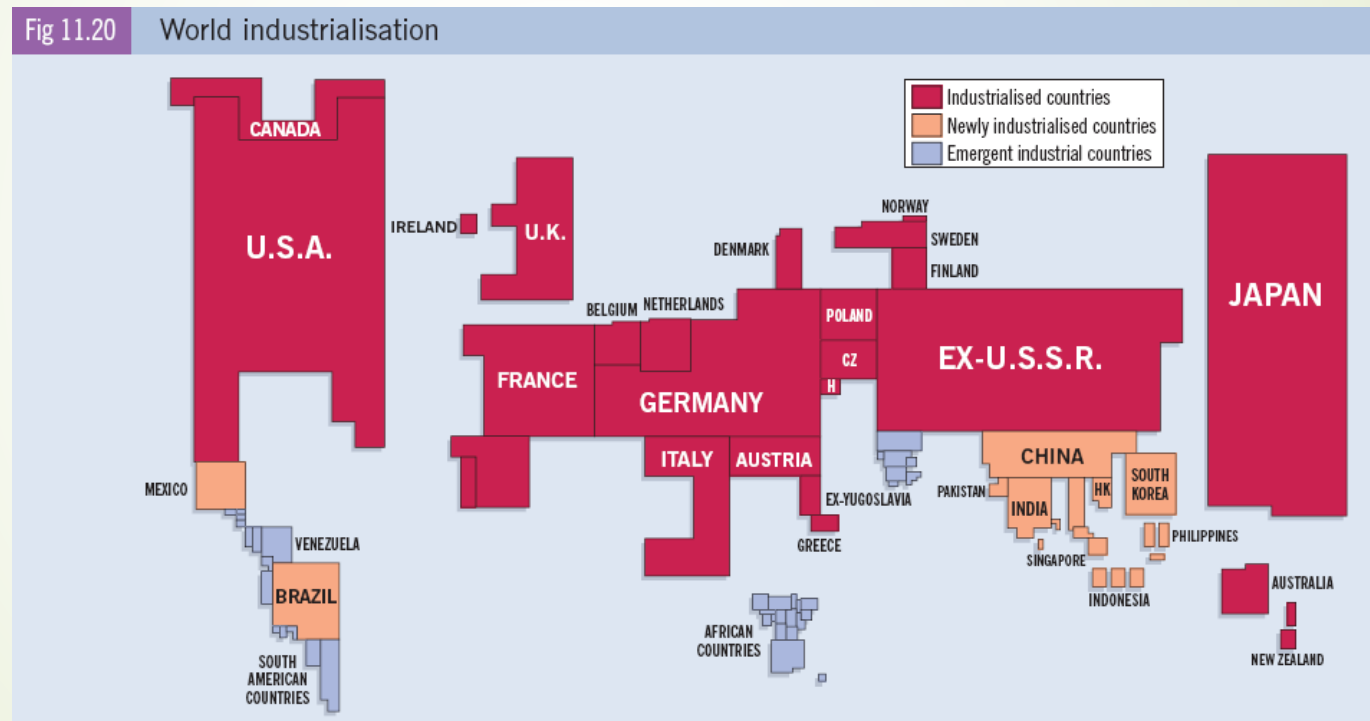
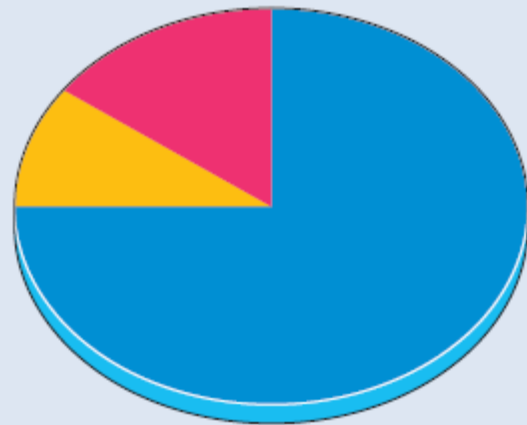


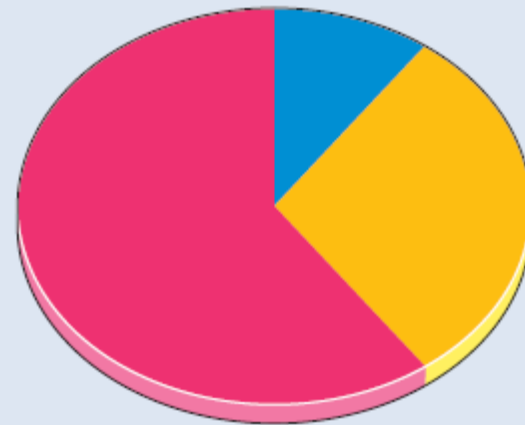
Fig 10.1

In developing economies, most people work in the primary sector. In developed economies, most work in the tertiary sector.

■ Primary ■ Secondary ■ Tertiary



A developing economy



A developed economy

What does the cartoon tell us about the type of work people do in the different types of countries?




Fig 14.2 Why is the developed world represented by an office worker?

The pie-chart shows the percentage of workers in Bangladesh working in the different sectors.

Why is this typical for slowly developing countries?

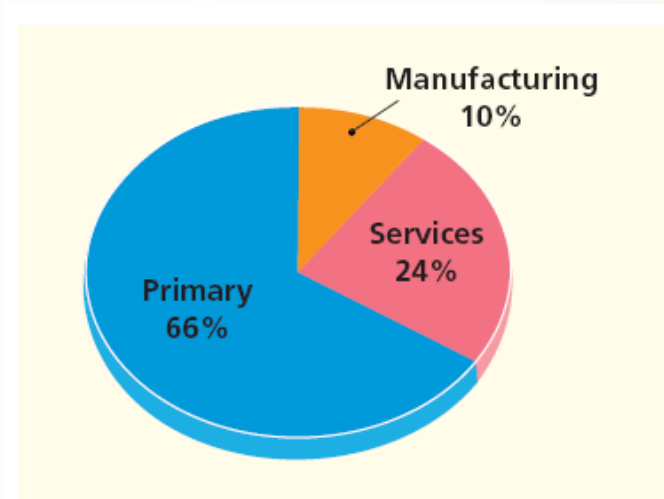
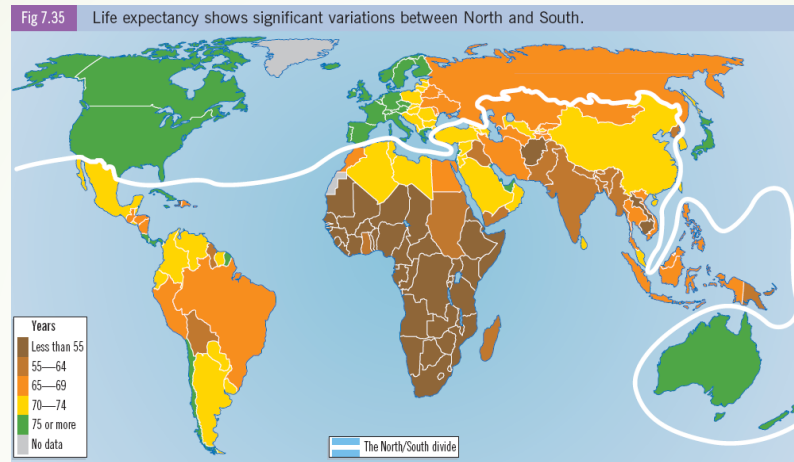
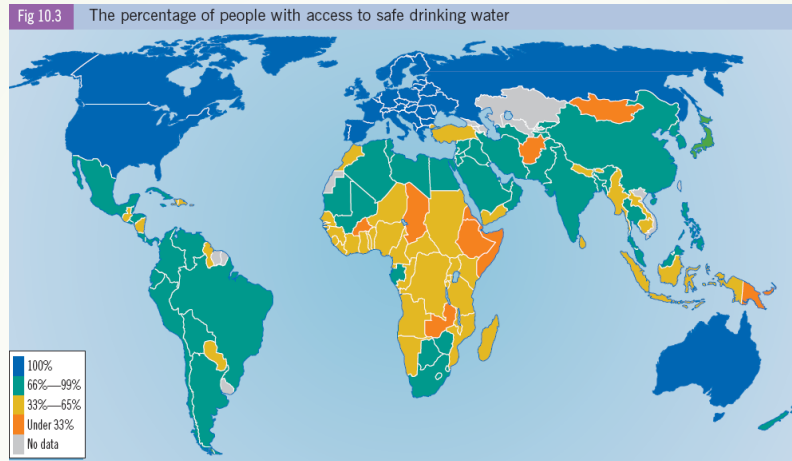


Fig 14.3 The workforce in Bangladesh has a high percentage of primary workers. This is typical of slowly developing countries

Our Unequal World – Life Expectancy



Q. Why is life expectancy different in developing countries compared to developed countries?



Q. How does access to safe drinking water influence life expectancy?

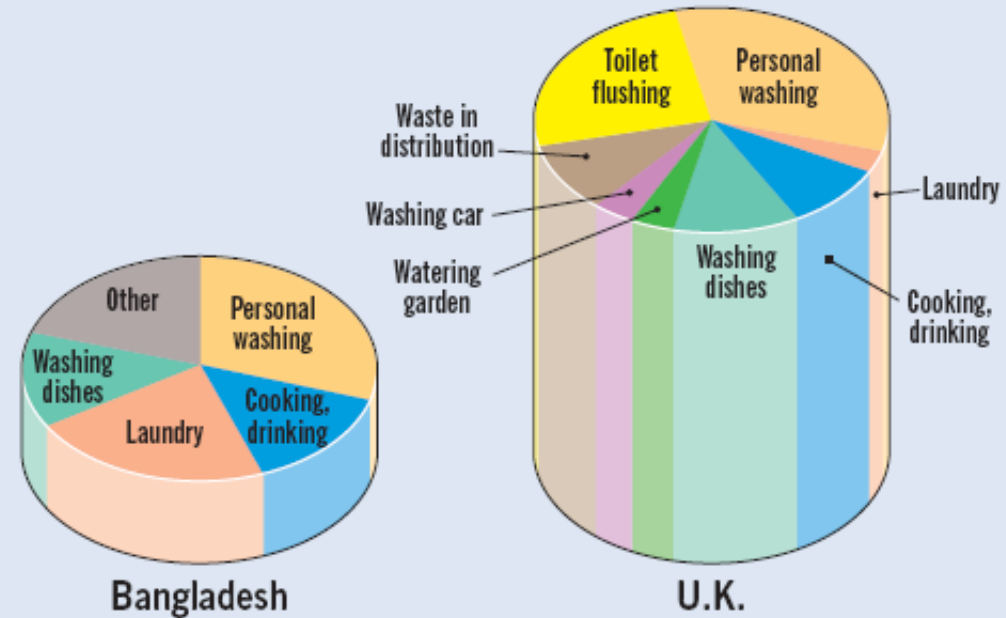
Q. Name 5 countries where less than 65% of people can access safe drinking water.

Water Use and Wealth

- ▶ People who live in wealthy countries use much more water than people who live in poor countries.
- ▶ Q. Why do you think this is?
- ▶ Q. In Ireland we do not have to pay for the water we use at home. Is this a good thing?

Fig 10.4

UK and Bangladesh water usage. The British city dweller uses 185 litres of water from the mains every day. The Bangladeshi rural dweller uses 45 litres of water from the well every day.





Life Expectancy

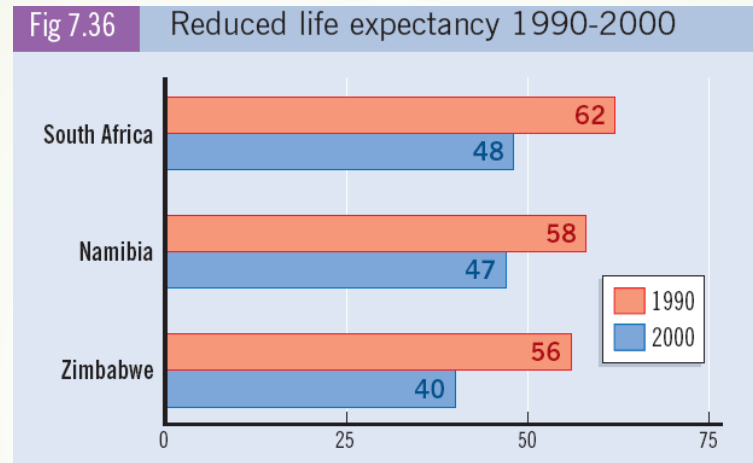


- ▶ Kenya – 47 years
- ▶ Japan – 80.7 years
- ▶ Ireland – 81 years
- ▶ Somalia – 48 years
- ▶ China – 70 years
- ▶ Egypt – 67 years
- ▶ Mali – 42 years


Q. In which country would you prefer to live? Why?

Q. Why do you think people in countries like Japan and Ireland have a longer life expectancy than people in Mali and Kenya?

In some countries the problem is getting worse...



Q. Can you think of any reasons why the life expectancy of people in these countries has decreased?



In some countries the problem is improving...

Life Expectancy at birth in years:

<u>Country</u>	<u>1980</u>	<u>2002</u>	<u>2012</u>
Oman	60	74	77
Bangladesh	58	61	70
Indonesia	55	66	71
Bolivia	52	63	67
Honduras	60	66	67

Q. List some things a government could do to increase the life expectancy of the people in their country.

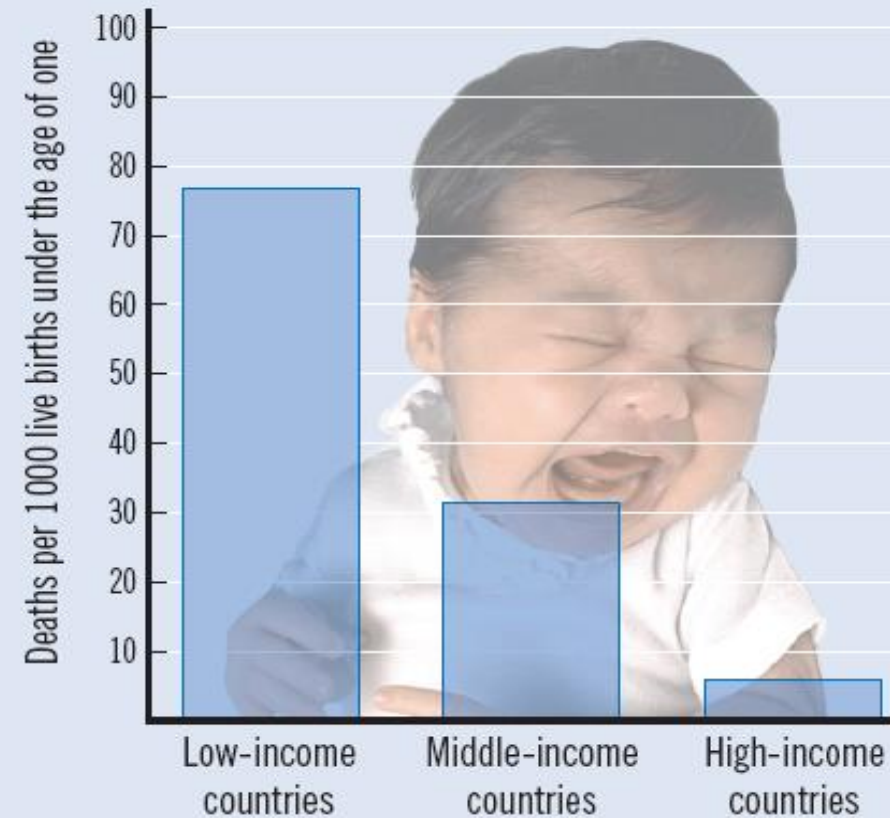
Our Unequal World – Infant Mortality

- Infant Mortality Rates means the number of children dying before aged 1 year.
- Ireland – 6 babies / 1000.
- Mali – 100 babies / 1000.
- Somalia – 117 babies / 1000.

Q. Why do you think more babies are dying in these poor countries?

Fig 7.34

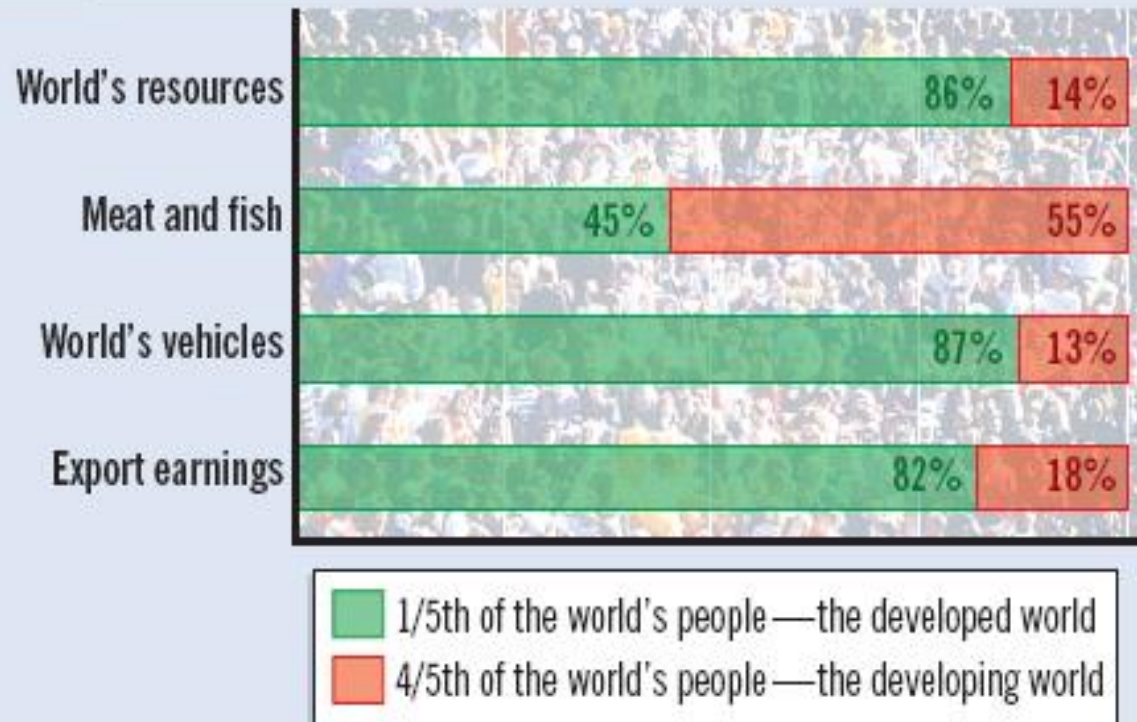
Infant mortality rates for the year 2000. Babies born in poor countries are much more at risk than babies in middle- and high-income countries.



The World's Natural Resources

- ▶ Although they have only a small percentage of the world's population, the rich countries of the north use most of the earth's natural resources. Q. Why do you think this is?

Fig 13.1 Who uses what?

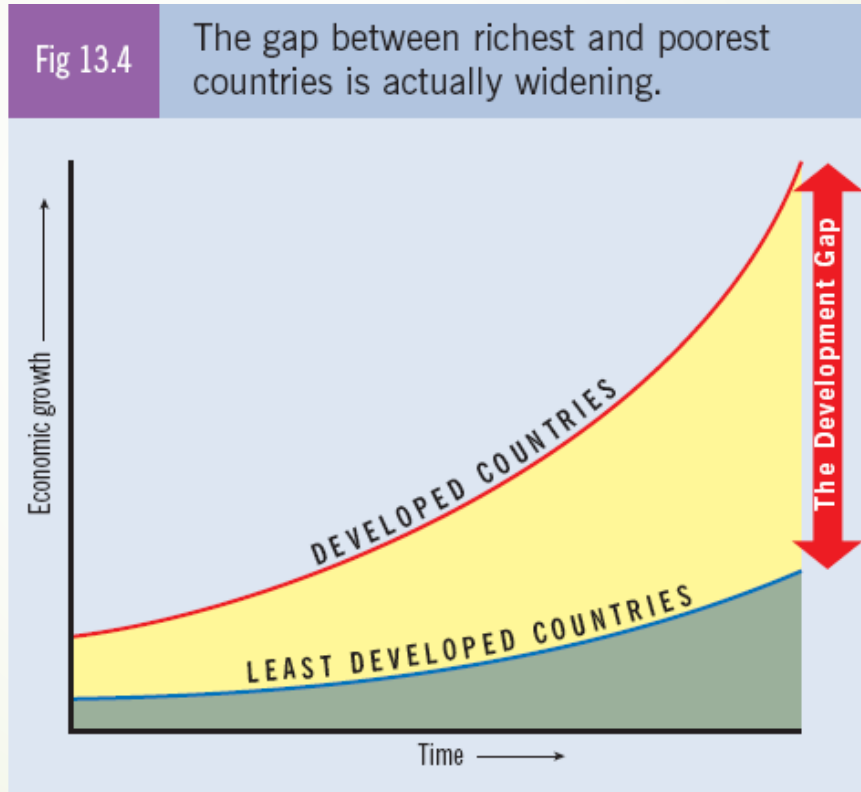


Developed and Developing Countries

Fig 13.2 The developed and the developing world



The Gap between Rich and Poor



The Gap between Rich and Poor

Inequality in Income

<u>Country</u>	<u>GNP per person US\$</u>
Switzerland	\$38,140
USA	\$34,100
Brazil	\$3,580
Turkey	\$3,100
Bangladesh	\$370
Ethiopia	\$100

Q. In which country would you prefer to live? Why?

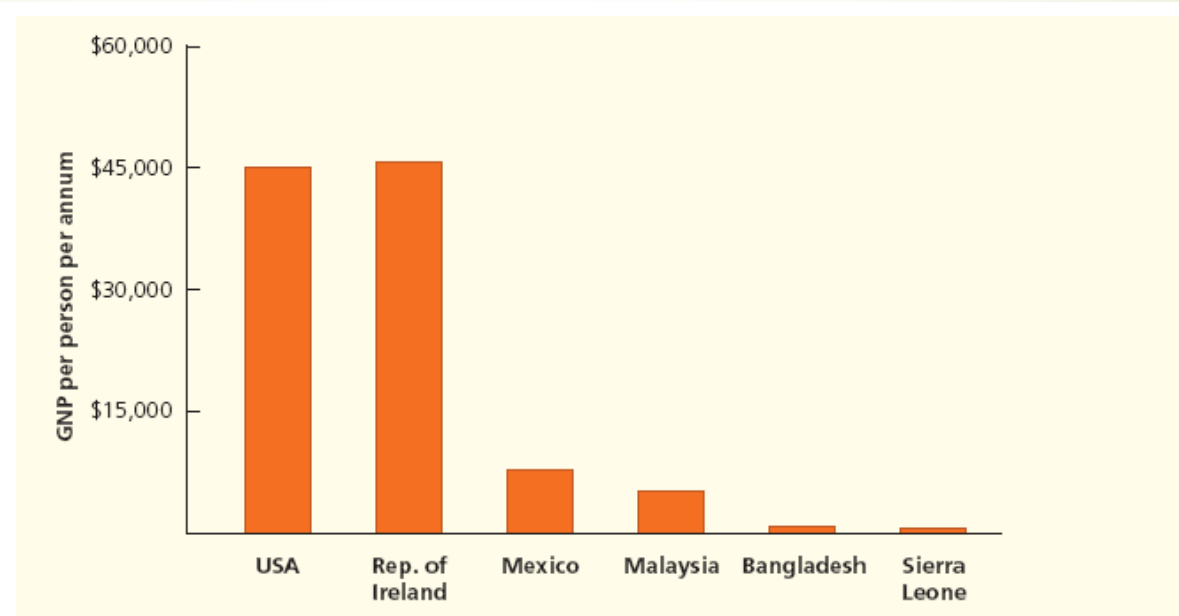


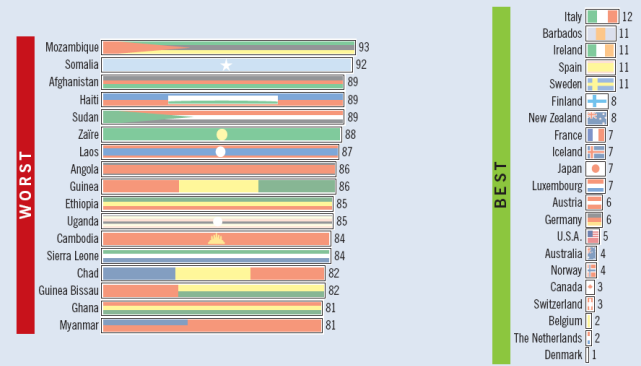
Fig 14.4 GNP per head in selected countries in 2006. Ireland, very poor fifty years ago, had become a very wealthy country in 2006

Quality of Life

- Income levels do not tell us everything about the quality of life of people in a country.
- The Human Suffering Index measures quality of life using 10 factors.
 1. Life Expectancy
 2. Income per person
 3. Daily Caloric Intake (amount of food available)
 4. Level of inflation
 5. Availability of clean water
 6. Civil Rights
 7. Vaccinations of infants
 8. Political freedom
 9. Numbers in secondary school
 10. Communication technology.


Fig 13.3

The Human Suffering Index. On overall quality of life, African countries, in particular, fare very badly. Almost all of the countries in the worst category have experienced long and disastrous wars in recent decades.



Q. In which country do citizens have the best and worst quality of life?

Q. How do you think life differs for the citizens of these countries?



Why is Our World so Unequal?

- **200 years ago people in the North and South had similar living standards. Today there is a big difference. Why?**
- **There are 3 main reasons why our world is so unequal today.**
- **They are;**
 1. **Colonialism**
 2. **Trade**
 3. **Debt**



Colonialism

European countries colonised many parts of the world. This means they took over countries, making them into colonies. This was often done by force.

- For example, Spain and Portugal colonised Central and South America.



Britain and France colonised many parts of Africa. Germany, Belgium, The Netherlands and Portugal also colonised parts of Africa.

- Britain and France also colonised many parts of Asia.

The consequences for the native people



Fig 14.5 When colonists conquered territory, the native people were barred from their lands. Native people became poor immediately

Ireland's Situation

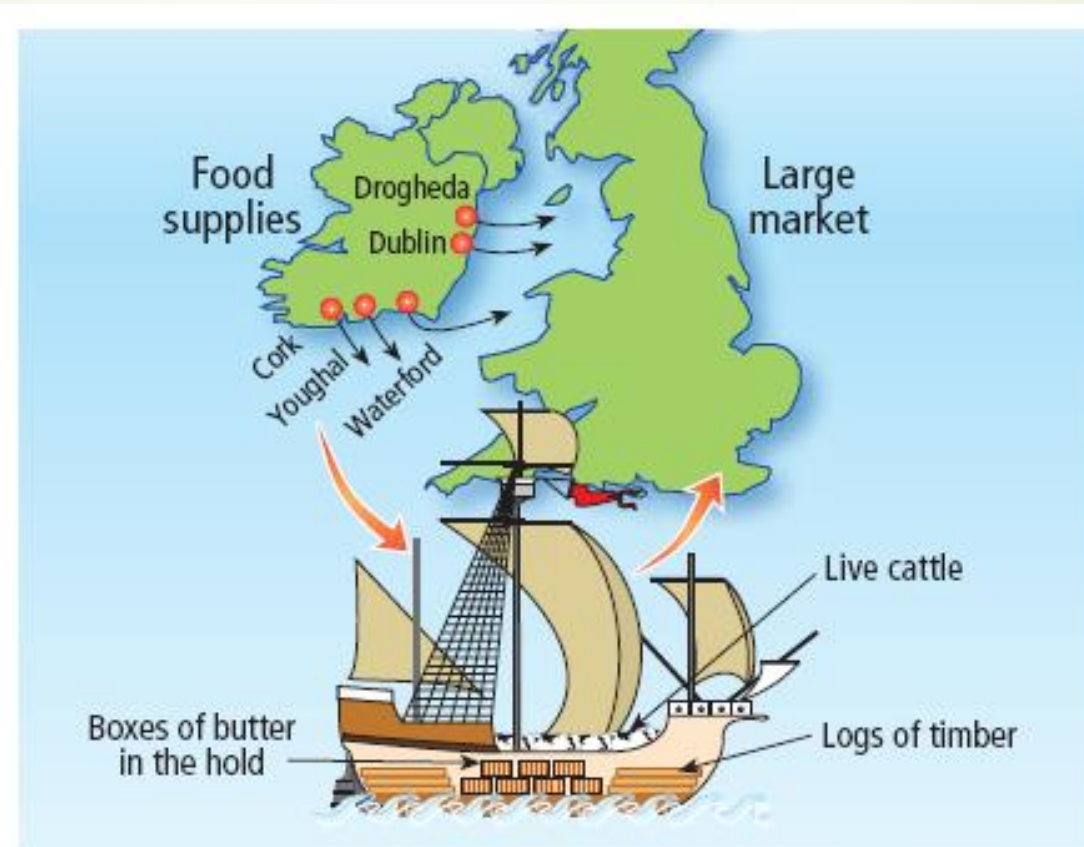


Fig 14.6 Britain used Ireland as a source of cheap food and cheap raw materials for centuries



- 
- 
- ▶ European countries used their colonies to provide them with cheap raw materials.
 - ▶ These include unprocessed minerals such as Bauxite, Crude oil, Uranium, and diamonds.
 - ▶ They also include what are called Cash Crops. Cash crops are crops that are grown specifically for export such as coffee, tobacco, cotton, and cocoa.
 - ▶ Countries in the North buy these natural resources cheaply, and then process them into finished products. These products are then sold at a high profit, often to the poor countries of the south.

Fig 13.5

Most African countries are very heavily dependent on one export. The price of these products can either rise or fall.



Source: World Development Indicators, World Bank, 2002



Fig 14.7 Many countries in Africa are heavily dependent on the export of one agricultural or mineral raw material

Exporting Natural Resources

Many countries are totally reliant on one natural resource.

They sell this product to wealthy countries in the north.

Fig 11.8

Bauxite, the raw material for alumina, is transported to Aughinish from the Republic of Guinea in West Africa. Some bauxite also comes from Brazil and Australia.





➤ <https://youtu.be/WVItDZY2Xcc>

➤ Irish Aid

Types of Aid

- ❑ **Non-Governmental (NGO) Aid** – Given by organisations such as Trocaire, Concern, Goal that do not work for the Government
- ❑ **Bilateral Aid** – Aid from one Government to another
- ❑ **Multilateral Aid** – Aid from many countries to one country (often done through the United Nations)
- ❑ **Emergency Aid** – Aid given in times of crisis (such as the Haiti earthquake) – food, water etc.
- ❑ **Development Aid** – Aid given for long term use (building roads, schools etc)

Problems with Aid....



Which type of Aid is the best?


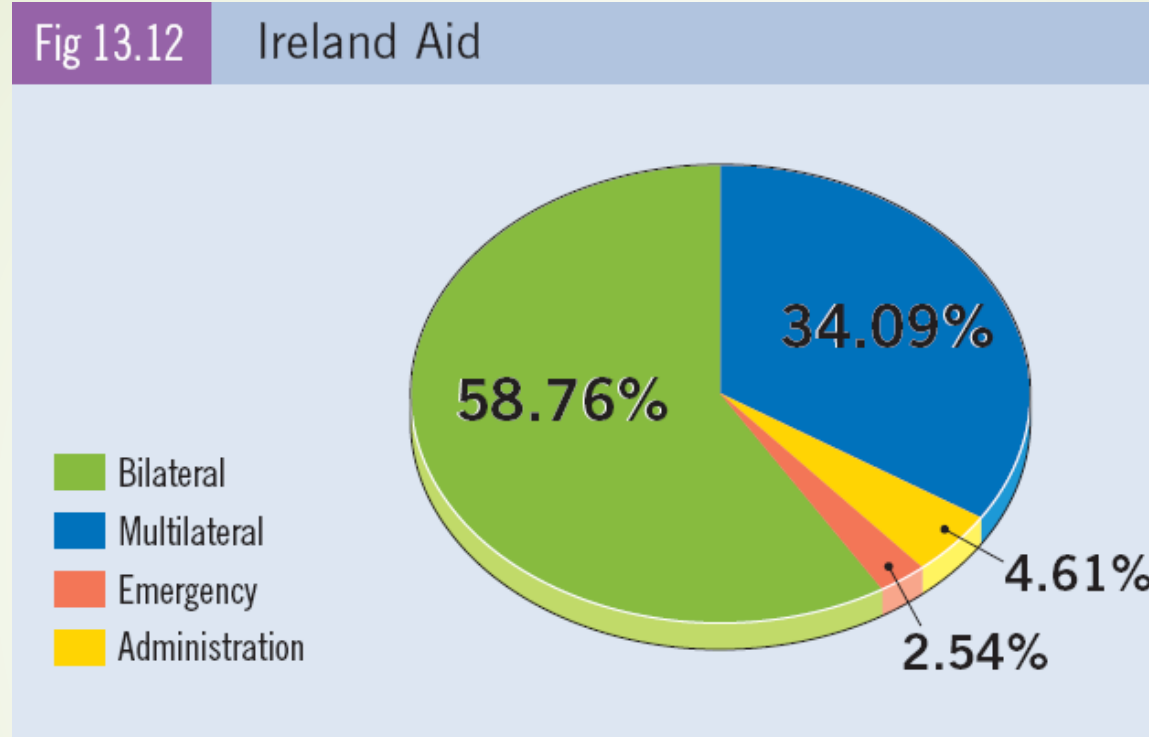


Fig 14.13 Sometimes the North gives the wrong type of aid

Ireland's Aid



Irish Aid is the Irish Government's programme for overseas development. The programme is managed by the Development Co-operation Division of the Department of Foreign Affairs and Trade. The work we do in fighting global poverty and hunger is integral to Ireland's foreign policy. (€600 million in 2015 - €640 million in 2016)

Ireland's Aid to Africa

Fig 13.11

These six countries in Africa receive bilateral aid from Ireland.



Lesotho



NGO's Non-Governmental Organisations

- **NGO's are voluntary organisations.**
- **They collect money which they use for many different projects in the developing world.**
- **They can help people to set up a health clinic or school, make wells, grow crops, start small companies, and irrigate their land.**

Eg Trócaire, Goal and Bóthar

Ethiopia and Ireland

- ▶ Ethiopia is an extremely poor country. The facts below outline how Sudan compares to Ireland.

	<u>Ethiopia</u>	<u>Ireland</u>
<i>Population</i>	94 m	4.5M
<i>GDP per person</i>	\$505	\$49,918
<i>Life expectancy</i>	61 years	81 years
<i>Infant mortality (per 1000)</i>	47	3.6
<i>Doctors (per 100,000)</i>	3	370

Q. So why is ETHIOPIA such a poor country?

If Ethiopia were your home instead of Ireland you would...

die **19.81 years** sooner

[more info](#) ▼

be **14.9 times** more likely to die in infancy ▼

be **7.4 times** more likely to be murdered ▼

be **29.63%** more likely to be unemployed ▼

make **96.85%** less money ▼

be **6.5 times** more likely to have HIV/AIDS ▼

spend **99.53%** less money on health care ▼

use **99.15%** less electricity ▼

consume **98.32%** less oil ▼

be **37.04%** more likely to be in prison ▼

experience **2.65%** less of a class divide ▼

have **2.5 times** more babies ▼

Factors Affecting Economic Development

- Climate
- Rapid Population Growth
- War
- Expenditure on Weapons

- We will now examine how these factors have affected economic development in Ethiopia,

their work to provide a more sustainable food supply for the country.

➤ **Fig. 9.13**
Irish Aid has been working in Ethiopia since 1994



Ethiopia's Problems

- **Climate** – The north of ETHIOPIA is a desert with little vegetation. The south of ETHIOPIA also has very little rainfall. Therefore it is difficult to grow crops to feed the people. Drought and famine are problems.
- **Rapid Population Growth** – ETHIOPIA has a high birth rate. The population is growing quickly. Only 39% of women in ETHIOPIA are literate. Most women have at least 4 children.
- **War** – Ethiopia was at war with its neighbour Eritrea from May 1998 to June 2000 forming one of the conflicts in the Horn of Africa. Eritrea and Ethiopia—two of the world's poorest countries—spent hundreds of millions of dollars on the war and suffered tens of thousands of casualties as a direct consequence of the conflict.
- **Expenditure on Arms** – Ethiopia spends lots of money on weapons. In 2014 the government spent \$330 million on arms.

Food Shortages in Ethiopia 2016

