


2019 MASTER CATALOG

OUTBOARD & STERNDRIVE PROPELLERS



MICHIGAN

WHEEL

EVINRUDE® • JOHNSON® • FORCE® • CHRYSLER • U.S. MARINE • HONDA® • MERCURY® • MARINER®
NISSAN® • TOHATSU® • MERCURUISER® • VOLVO PENTA® • YAMAHA® • SUZUKI® • OMC®
ALUMINUM CONSOLES • ALUMINUM TILLERS • BASS BOATS • COMMERCIAL FISHING • CRUISERS • DECKBOATS
FLATS BOATS • HOUSEBOATS • INFLATABLES • INSHORE FISHING • OFFSHORE FISHING • PONTOONS • SKIBOATS
SPORTBOATS • WALLEYE BOATS • WORKBOATS

Contents:

Propeller Basics	A3 - A6
Choosing the Correct Pitch	A7
Basic Troubleshooting	A8
Engine RPM Chart	A10 - A11
2019 Michigan Propellers	A12 - A14

OUTBOARD PROPELLERS



How to Use the Application Guide	A15
Evinrude [®] , Johnson [®] Outboards	2 - 11
Force [®] , Chrysler, U.S. Marine Outboards	12 - 15
Honda [®] Outboards	16 - 19
Mercury [®] , Mariner [®] , Sea Ray Outboards	20 - 26
Nissan [®] / Tohatsu [®] Outboards	28 - 32
Suzuki [®] Outboards	33 - 37
Yamaha [®] Outboards	38 - 42
Parsun [®] / Selva [®] Outboards	43 - 46

STERNDRIVE PROPELLERS



Mercruiser [®] Sterndrives	47 - 48
OMC [®] Sterndrives	49 - 50
Volvo Penta [®] Sterndrives	51
Yamaha [®] Sterndrives	52
XHS [®] / XHS II [®] Attachment Hardware	54
XHS [®] / XHS II [®] Propeller Accessories	55 - 56

SKI & TOWBOAT PROPELLERS




Dyna-Jet [®] 3-Blade Ski Propeller	A14
Extreme 4-Blade Ski/Towboat Propeller	A14

PROPELLER CROSS REFERENCE




Michigan Wheel Alpha-Numeric Cross Reference	B2 - B4
Michigan Wheel Marine - Turning Point [®] Cross Reference	B4
Michigan Wheel to Solas [®] Cross Reference	B5
Michigan Wheel to Quicksilver [®] Cross Reference	B6
XHS [®] / XHS II [®] Hub System Cross Reference	B7
OEM Cross Reference	B8 - B31
Michigan Wheel Warranty	B32

PROPELLER BASICS



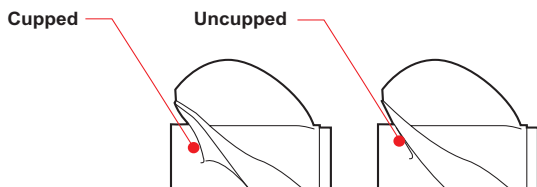
Diameter

Diameter is two times the distance from the center of the hub to the tip of the blade. It also can be looked at as the distance across the circle that the propeller would make when rotating. It is the first number listed when describing a propeller.



Pitch

Pitch is defined as the theoretical forward movement of a propeller during one revolution - assuming there is no “slippage” between the propeller blade and the water. For most boats, there is slippage and therefore the distance advanced is less than the design pitch. The amount of slippage varies from boat to boat. Pitch is the second number listed in the propeller description.



Cupping

Many of today’s propellers incorporate a cup at the trailing edge of the propeller blade. This curved lip on the propeller allows it to get a better bite on the water. This results in reduced ventilation, slipping, and allows for better hole shot in many cases. A cupped propeller also works very well where the motor can be trimmed so that the propeller is near the surface of the water. The cup will typically result in higher top end speed on one of these applications.



Rake

Rake is the degree that the blades slant forward or backwards in relation to the hub. Rake can affect the flow of water through the propeller, and has implications with respect to boat performance.

Aft Rake helps to trim the bow of the boat upwards, which often results in less wetted surface area and therefore higher top end speed. Aft Rake propellers also typically provide better “bite” on ventilating-type applications.

Forward, or Negative Rake, helps hold the bow of the boat down. This is more common in workboat type applications.

Ventilation

Ventilation is a situation where surface air or exhaust gases are drawn into the propeller blades. When this situation occurs, boat speed is lost and engine RPM climbs rapidly. This can result from excessively tight cornering, a motor that is mounted very high on the transom, or by over-trimming the engine.

Cavitation

Cavitation, which is often confused with ventilation, is a phenomena of water vaporizing or “boiling” due to the extreme reduction of pressure on the back of the propeller blade. Many propellers partially cavitate during normal operation, but excessive cavitation can result in physical damage to the propeller’s blade surface due to the collapse of microscopic bubbles on the blade.

There may be numerous causes of cavitation such as incorrect matching of propeller style to application, incorrect pitch, physical damage to the blade edges, etc.


Be advised disturbances in the water flow forward of the propeller can result in blade damage, which appears to be blade cavitation, but is actually due to non-favorable water flow into the propeller.

PROPELLER BASICS

Finding the right match between the propeller, engine type and boat size will optimize the following performance factors:

- Increased Top End Speed
- Faster Planing Speed (Hole Shot)
- Improved Low End Punch
- Load Carrying Capability

If you want to modify your boat's performance, consider the following before making your selection:



3-Blade Propeller vs. 4-Blade Propeller

We recommend 3-Blade propellers for recreational boats with 3, 4, and 6 cylinder outboards and I/O engines. These propellers provide good hole shot and top-speed performance.

We recommend 4-Blade propellers for practical, all-around boat performance. These propellers enhance handling, hole shot, load-carrying performance, and fuel efficiency.



Aluminum vs. Stainless Steel

Most pleasure boats are factory equipped with aluminum propellers. Aluminum propellers are relatively inexpensive, easy to repair, and under normal conditions can last for many years.

Stainless steel is more expensive, but much stronger and durable than aluminum. If you are looking for better performance than can be provided by your aluminum propeller, such as ultimate top speed or better acceleration, a stainless steel propeller may be required.



Advantage of a Left Hand Propeller

Two propellers spinning in the same direction on twin engine boats will create steering torque. In other words, two right-hand propellers pull the stern hard to the right and the bow to the left.

Two opposite-direction (counter-rotating) propellers on twin engines eliminate this steering torque because the left-hand propeller balances out the right-hand propeller. This results in better straight-line tracking and helm control at high speed.



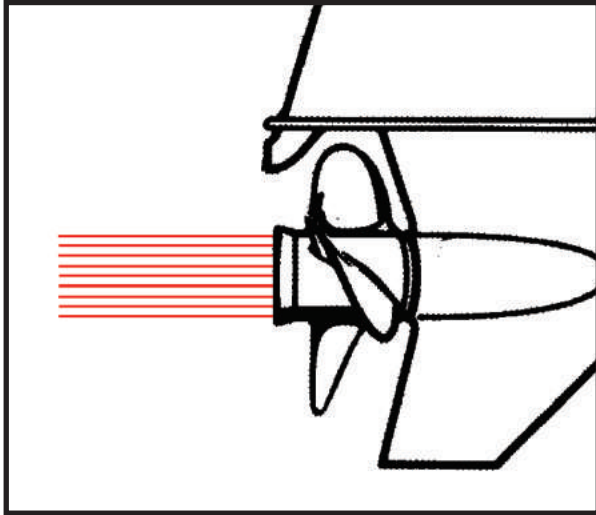
Affect of Slip on Performance

Slip is the difference between actual and theoretical travel of the propeller blades through water. A properly matched propeller will actually move forward about 80 to 90 percent of the theoretical pitch.

Theoretical 
Actual 

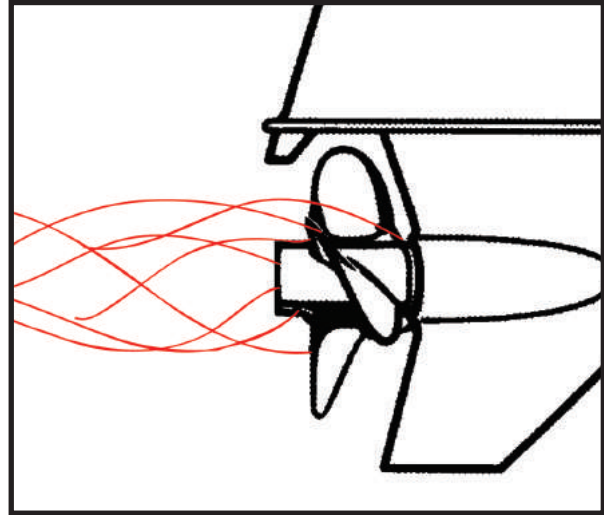
PROPELLER BASICS

What is the difference between thru-hub exhaust, over-hub exhaust, and non thru-hub exhaust?



THRU-HUB EXHAUST

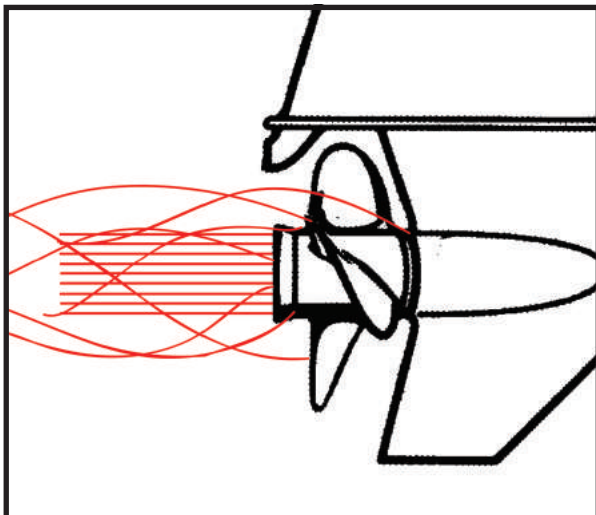
Thru-hub exhaust propellers consist of a round barrel to which the blades are attached. The exhaust passes through the barrel and out the back, without making contact with the propeller blades. This provides a good, clean water flow to the blades, usually resulting in good acceleration and hole shot.



OVER-HUB EXHAUST

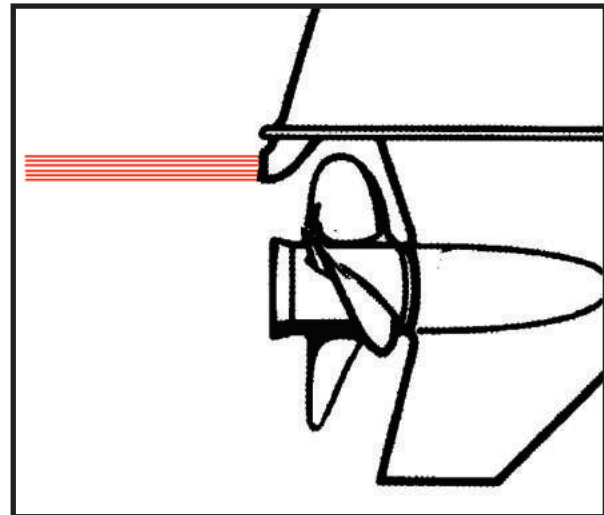
Over-hub exhaust propellers have the blades attached directly to the smaller tube that fits over the propeller shaft, eliminating the larger exhaust tube. These types of propellers are often used for attaining maximum top speeds. (On some boats, the hole shot can often suffer due to the extreme exhaust flooding that occurs around the propeller blades during acceleration.)

THRU-HUB EXHAUST and **OVER-HUB EXHAUST** propellers are used on boats where the exhaust passes out through the rear of the “torpedo” on the lower unit, around the propeller shaft. Most outboards utilize this type of exhaust.



OVER/THRU-HUB EXHAUST

Over/Thru-hub exhaust propellers are a combination of thru-hub and over-hub exhaust propellers. This allows some exhaust to escape at lower RPM, providing a controlled amount of exhaust flooding. These types of propellers will allow the propeller to be slightly easier to turn during initial acceleration, allowing for better hole shot on some engine/boat combinations.



NON THRU-HUB EXHAUST

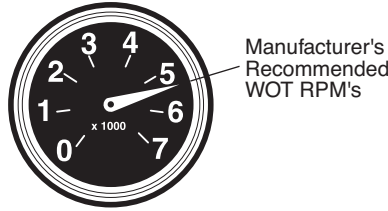
Non thru-hub exhaust propellers are used for inboards using shaft driven propellers, sterndrives using through hull exhaust, and on some outboards that don't route the exhaust through the lower unit torpedo.

CHOOSING THE CORRECT PITCH

For safety and efficient performance, it is critical that your engine operates within the RPM range recommended by the manufacturer. Matching the right prop for the load is the most significant factor when choosing a new propeller.

1) Determine Manufacturer's Recommended RPM

Find the manufacturer's recommended RPM range in the owner's manual or ask your dealer. A reference chart showing common engine applications is shown on Pages A6-A7 of this catalog.




2) Test for Maximum RPM

Using the existing propeller or a new propeller, make test runs to determine the maximum RPM and boat speed. Vary the trim angle for optimum performance.



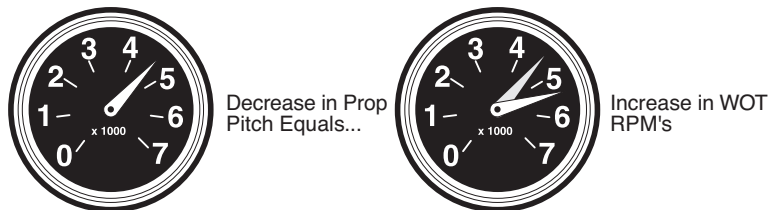
3a) If RPM are Higher Than Recommended

If the actual WOT RPM are *above* the recommended RPM range, install the next larger pitch propeller to *decrease* your WOT RPM. Re-test the WOT RPM.



3b) If RPM are Lower Than Recommended

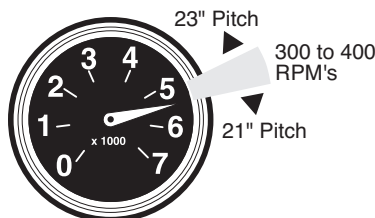
If the actual WOT RPM range is *below* the recommended range, install the next smaller pitch propeller to *increase* your WOT RPM. Re-test the WOT RPM.



When you combine all these factors, you have the information you need to select the correct propeller for maximum performance, safety, and fuel efficiency.

Effect of Propeller Pitch on RPM

A pitch change can increase or decrease the RPM and bring RPM into the recommended range. A 2" increase in pitch (for example, from 21" to 23") typically results in a decrease of approximately 300-400 RPM.



BASIC TROUBLESHOOTING

• When installing an XHS / XHS II Hub System:

1. Confirm that the propeller is meant for use with your engine application (Figure 4).
2. Gearcase adapter rings are required for ALL VORTEX® “E” Series propellers. Gearcase adapter rings are supplied with every V4 VORTEX® and APOLLO® propeller, and may or may not be required (Figure 1 - 3).

Boat Description/Length	VORTEX MICHIGAN				APOLLO MICHIGAN				Drop-In Hub Use XHS II® Hub Kit 209 Refer to page 51-52 for Details on Hub Kit Components.				
	ALUMINUM PROPELLERS				STAINLESS STEEL PROPELLERS								
	Dis.	Rot.	Pitch	Blade #	OEM Part #	Part #	Dis.	Rot.		Pitch	Blade #	OEM Part #	Part #
CR. HB	14	R	11	3		992111							
22'-25" -AL- SK	13-34	R	13	3	JN48645271	992112							
19'-22" -AL- SK	13-12	R	15	3	JN48645321	992113	13-38	R	15	3	PT7011P15	993143	
19'-22" -AL- SK							13-38	L	15	3		993153	
18'-21" -AL- SK	13-14	R	17	3	JN48645361	992114	13-14	R	17	3	NM889610170	993144	
18'-21" -AL- SK							13-14	L	17	3		993154	
17'-20" -AL- SK	13	R	19	3	JN48645411	992115	13-18	R	19	3		993145	
17'-20" -AL- SK							13-18	L	19	3		993155	
15'-18" -AL- SK	13	R	21	3	JN48645451	992116	13	R	21	3		993146	
15'-18" -AL- SK							13	L	21	3		993156	

25-30 HORSEPOWER (4-STROKE) • 3" GEARCASE													
25 HP 4-Stroke					30 HP 4-Stroke								
Use Hub Exhaust & 16 Tooth Spline													
Boat Description/Length	VORTEX				APOLLO				Drop-In Hub Use XHS II® Hub Kit 121 Refer to page 51-52 for Details on Hub Kit Components.				
	ALUMINUM PROPELLERS				STAINLESS STEEL PROPELLERS								
	Dis.	Rot.	Pitch	Blade #	OEM Part #	Part #	Dis.	Rot.		Pitch	Blade #	OEM Part #	Part #
20' & Up -AL	10-12	R	9	3		992581							
17'-20" -AL	10-12	R	10	3		992582							
17'-20" -AL	10-12	R	11	3		992583							
15'-18" -AL	10-18	R	12	3		992584							
13'-15" -AL	10-18	R	13	3		992585							
Up to 15" -LL	10-18	R	14	3		992586							

Fig. 1 (Above) All Vortex “E” Series Propellers are shipped with a set of (3) gearcase adapter rings, and requires use of appropriate ring - indicated on the tabs.

Fig. 2 All Vortex and Apollo “B” Series (V4) Propellers are shipped with (1) gearcase adapter ring. Some engines require use of this gearcase adapter ring (Top Left), others do not (Bottom Left).



Fig. 3 Failure to install gearcase adapter ring leaves gap that causes excessive ventilation, poor performance.

3. Confirm the correct XHS® / XHS II® Hub Kit has been selected for your engine.
4. All OEM attachment hardware must be removed prior to installation of XHS® / XHS II® Hub Kits. The shaft taper must be visible (Figure 5). If the propeller shaft taper is not visible, the OEM forward thrust washer is likely still installed (Figure 6).
5. The forward thrust washer is tapered and will nest with the taper on the propeller shaft with little effort (Figure 7).
6. Each additional XHS® / XHS II® Hub Kit component is designed to be installed in a specific order. Refer to XHS® Installation Instructions (Form 990445) for correct order (Figure 8).
7. Verify all hardware components packaged with your XHS® / XHS II® Hub Kit have been used. Component part numbers can be found on Pg. 56 & 57.
8. Ensure your propeller nut is torqued to the manufacturer’s recommended value identified in your engine owner’s manual.



Fig. 4 Vortex “C” Series (3-3/8”) Propeller installed on a V4 (4-1/4”) gearcase. Results in poor performance and excessive ventilation. Vortex “B” Series (4-1/4”) Propeller should be used.



Fig. 5 Propeller shaft taper is visible, indicating OEM forward thrust washer has been removed. XHS Hub Kit forward thrust washer ready to be installed.



Fig. 6 OEM forward thrust washer was not removed. XHS Hub Kit and Michigan Wheel propeller will not fit properly.



Fig. 7 The forward thrust washer is tapered and will nest with the taper on the propeller shaft. When properly installed, the part number will be visible.



Fig. 8 The forward thrust washer MUST be installed first. Failure to install a forward thrust washer will cause gearcase damage and potential injury.

• Other Common Installation Mistakes:



Over time, the forward thrust washer may appear as part of the propeller shaft. It is still necessary to remove the thrust washer when installing an XHS propeller.



The gearcase adapter ring will snap into place, and lay flush with the propeller. If there is a gap, it is not properly installed.



Aft drive adapter incorrectly installed. The propeller will fall off the propeller shaft if run with this incorrect installation.



The shaft taper takes forward thrust from the thrust washer. Without a forward thrust washer, the gearcase takes the forward thrust as the propeller will continue to move forward on the shaft, causing severe damage to the gearcase.




... Seriously?

• When installing a rubber hub propeller:

1. Determine if this is a “drop-in hub” to Michigan Match® installation. If yes, follow the replacement instructions on Page. 27.
2. If this is an OEM to Michigan Match® installation, make sure all hardware components are available. Confirm that the forward thrust washer is not stuck in the old propeller.
3. Michigan Match® is an OEM-equivalent propeller. If the correct OEM propeller and attachment hardware was being used, the Michigan Match® equivalent will fit without issue.

WATER LUBRICATED BEARINGS



AQUALUBE®



Aqualube bearings are designed for marine and industrial applications. The bearings feature a specially formulated rubber and are molded into various shell materials. The rubber is an extremely tough, chemical and oil resistant nitrile which offers outstanding resistance to abrasion and wear even in the most adverse conditions.

Part Number	Material	I.D.	O.D.	Length	Part Number	Material	I.D.	O.D.	Length
907501	Brass	3/4	1-1/4	3	917501	Brass	1-3/4	2-3/8	7
908751	Brass	7/8	1-1/4	3-1/2	917503	Brass	1-3/4	2-1/2	7
908752	Brass	7/8	1-3/8	3-1/2	917502	Brass	1-3/4	2-5/8	7
908753	Brass	7/8	1-1/2	3-1/2	918251	Brass	1-7/8	2-5/8	7-1/2
910001	Brass	1	1-1/4	4	918252	Brass	1-7/8	2-15/16	7-1/2
910002	Brass	1	1-3/8	4	920001	Brass	2	2-5/8	8
910003	Brass	1	1-1/2	4	920002	Brass	2	2-3/4	8
910004	Brass	1	1-5/8	4	920003	Brass	2	3	8
910005	Brass	1	2	4	921252	Brass	2-1/8	2-15/16	8-1/2
911251	Brass	1-1/8	1-1/2	4-1/2	921254	Brass	2-1/8	3-1/8	8-1/2
911252	Brass	1-1/8	1-5/8	4-1/2	922501	Brass	2-1/4	2-15/16	9
911253	Brass	1-1/8	1-3/4	4-1/2	922502	Brass	2-1/4	3	9
911254	Brass	1-1/8	2	4-1/2	922503	Brass	2-1/4	3-1/8	9
912501	Brass	1-1/4	1-1/2	5	922505	Brass	2-1/4	3-3/8	9
912503	Brass	1-1/4	1-3/4	5	923751	Brass	2-3/8	3-3/8	9-1/2
912505	Brass	1-1/4	2	5	925002	Brass	2-1/2	3-1/8	10
912507	Brass	1-1/4	2-1/8	5	925003	Brass	2-1/2	3-1/4	10
913751	Brass	1-3/8	1-7/8	5-1/2	925004	Brass	2-1/2	3-3/8	10
913752	Brass	1-3/8	2	5-1/2	925005	Brass	2-1/2	3-1/2	10
913754	Brass	1-3/8	2-1/8	5-1/2	926252	Brass	2-5/8	3-3/8	10-1/2
915001	Brass	1-1/2	2	6	927501	Brass	2-3/4	3-3/8	11
915004	Brass	1-1/2	2-3/8	6	927502	Brass	2-3/4	3-1/2	11
916251	Brass	1-5/8	2-1/8	6-1/2	927503	Brass	2-3/4	3-3/4	11
916255	Brass	1-5/8	2-5/8	6-1/2	927701	Brass	2-7/8	3-3/4	11-1/2

Aqualube bearings available in sizes up to 30" in length, in brass and phenolic (non-metallic) material. Metric dimensions also available. Contact Michigan Wheel Europe Headquarters for Aqualube bearing part numbers and stock.

2019 MICHIGAN PROPELLERS



APOLLO® STANDARD 3-BLADE

Apollo® propellers are highly polished, ultimate performance, stainless steel wheels. Apollo® is designed to use Michigan Wheel's XHS® / XHS II® hub system, and is interchangeable with Mercury's Flo-Torq® II hub system.

- 30-70 HP (12" - 15" pitch; RH rotation)
- V4 Outboard (15" - 21" pitch; RH & LH rotation)
- V6/V8 OBSD (15" - 23" pitch; RH & LH rotation)

Recommended Boat Applications: Inflatables, Aluminum Consoles, Bass Boats, Flats Boats, Sport Boat Singles, Sport Boat Duals

APOLLO® LARGE DIAMETER 3-BLADE

The Apollo® 3-Blade Large Diameter propeller is great for heavier applications that require increased blade area. Common to the entire Apollo® line, the Apollo® Large Diameter 3-Blade features CAD designed high performance blade geometry.

- V6/V8 OBSD (17" - 23" pitch; RH & LH rotation)

Recommended Boat Applications: Bay Boats, Offshore Singles & Duals, Sport Boat Singles & Duals, Pontoons, Family Cruisers, Workboats, Houseboats

APOLLO® 4-BLADE

The Apollo® 4-Blade propeller is designed to improve hole shot on heavier loads. This propeller is ideal for pulling/towing in water sports. High performance blade geometry, high luster finish, utilization of the XHS® / XHS II® hub kit, and interchangeability with Mercury's Flo-Torq® II hub system makes the Apollo® 4-Blade the perfect propeller for a wide range of boats.

- V6/V8 OBSD (16" - 22" pitch; RH & LH rotation)

Recommended Boat Applications: Aluminum Consoles, Bay Boats, Walleye Boats, Offshore Singles & Duals, Sportboat Singles & Duals, Skiboats




BALLISTIC®

High performance stainless steel propellers with the proven Power Tip for peak efficiency, now utilizing Michigan Wheel's XHS® / XHS II® hub system. The blade tip and cup combine to improve bite and reduce power losses caused by cavitation. Highly cambered blade sections provide for higher speed and better bow lift.

- Tapered leading edges minimize drag
- Performance characteristics of racing style propellers
- Maintains optimum blade strength and thickness
- Ideal for the performance-minded boater
- Available in stainless steel, RH & LH rotation

Recommended Boat Applications: Bass Boats, Bay Boats, Flats Boats, Pontoons, Sport Boat Single, Sport Boat Dual, Skiboats

2019 MICHIGAN PROPELLERS



VORTEX® 3-BLADE

High performance aluminum propeller utilizing the XHS® / XHS II® Xchangeable Hub System. Featuring high performance blade geometry, precision balanced blades, high gloss powder coat and interchangeability with the Mercury Flo-Torq® II system, the Vortex® XHS® / XHS II® is a great choice for a replacement or spare propeller for boaters.

- **20-70 HP (9" - 17" pitch; RH rotation)**
- **V4 Outboard (10" - 21" pitch; RH rotation)**
- **V6/V8 OBSD (15" - 23" pitch; RH rotation)**

Recommended Boat Applications: Inflatables, Aluminum Consoles, Walleye Boats, Offshore Singles, Pontoons, Skiboats, Family Cruisers

VORTEX® 4-BLADE

For quicker planing, improved handling and acceleration. Vortex® 4-Blade aluminum propellers are a great alternative to a comparable 3-Blade propeller, offering enhanced performance when towing water skiers, tubers, knee and wakeboarders.

- **20-70 HP (8"-10" pitch; RH rotation)**
- **V4 Outboard (11" - 19" pitch; RH rotation)**
- **V6/V8 OBSD (16", 18", 20" pitch; RH rotation)**

Recommended Boat Applications: Inflatables, Aluminum Consoles, Walleye Boats, Offshore Singles, Pontoons, Skiboats, Family Cruisers




MICHIGAN MATCH®

We pass the savings on to you in the form of a high quality, better-performing propeller that typically costs less than the engine manufacturer propeller you're replacing. Every Michigan Match® propeller features a NAVAL brass spindle with a rubber cushioned hub which absorbs impact and the stress caused by shifting gears. The rubber bushing is designed to spin free under significant impact, reducing the potential for lower unit damage. Great primary propeller, yet priced as a weekend-saver spare!

- **Improved powder coating and beefier bushing**
- **Perfect replacement propeller**
- **Available in aluminum**

Recommended Boat Applications: Inflatables, Aluminum Consoles, Walleye Boats, Offshore Singles, Pontoons, Skiboats, Family Cruisers, Workboats, Houseboats

2019 MICHIGAN PROPELLERS



EXTREME®



Michigan Wheel, the leader in propeller manufacturing technology, presents Ambush® towboat propellers. These propellers are 100% CNC machined for the ultimate in accuracy and consistency. Michigan Wheel developed the CNC machining process for propellers in the mid-1980's and revolutionized the way propellers became manufactured worldwide. Originally, the CNC machining technology was used to manufacture custom propellers for large mega-yachts where accuracy is critical and design geometry is complex. Now, that same technology is being used to provide the best towboat propeller on the market.

Part Number	Dia x Pitch	Rotation	Bore	Cup	Part Number	Dia x Pitch	Rotation	Bore	Cup
653111	13" x 11½"	LH	1"	.080	654161	14" x 14¼"	LH	1⅝"	.150
653113	13" x 11½"	LH	1⅝"	.080	654166*	14" x 18"	RH	1"	Cup
653117	13" x 12"	LH	1"	.080	654167*	14" x 18"	LH	1"	Cup
653119	13" x 12"	LH	1⅝"	.080	654168*	14" x 18"	RH	1-1/8"	Cup
654106	12½" x 15½"	RH	1"	.105	654169*	14" x 18"	LH	1-1/8"	Cup
654121*	13" x 13"	LH	1"	Cup	654170*	14" x 18"	RH	1-1/4"	Cup
654123*	13" x 13"	LH	1-1/8"	Cup	654171*	14" x 18"	LH	1-1/4"	Cup
654126*	13" x 16"	RH	1"	Cup	654172*	14" x 20"	LH	1-1/8"	Cup
654128*	13" x 16"	RH	1-1/8"	Cup	654183	14½" x 14¼"	LH	1⅝"	.105
654141	13½" x 16"	LH	1⅝"	.105	654185	14½" x 14¼"	LH	1⅝"	.150
654145	13½" x 16"	LH	SPLINE	.105	654187	14½" x 14¼"	LH	SPLINE	.105
654147	13½" x 17½"	LH	1⅝"	.105	654189	14½" x 14¼"	LH	SPLINE	.150
654149	13½" x 17½"	LH	1⅝"	.080	654205	15" x 12"	LH	1⅝"	.075
645153	13½" x 17½"	LH	SPLINE	.105	654207	15" x 12"	LH	1⅝"	.105
654159	14" x 14¼"	LH	1⅝"	.105	654209	15" x 12"	LH	1⅝"	.150

*Ambush propellers have been replaced by Extreme propellers of same size.

DYNA-JET® CUPPED



Michigan Wheel's Federal Series ski boat propellers provide consistent response to your throttle commands. The 3-Blade Dyna-Jet Cupped Propellers are made of a NiBrAl alloy which provides extra strength, less flex, and greater durability. All are cupped to minimize the performance draining effects of cavitation.



Part Number	Dia x Pitch	Rotation	Bore	Part Number	Dia x Pitch	Rotation	Bore	Part Number	Dia x Pitch	Rotation	Bore
310649	13" x 12"	LH	1"	310724	13" x 14"	RH	1"	310836	13" x 17"	RH	1"
310625	13" x 12-1/2"	LH	1-1/8"	310725	13" x 14"	LH	1"	311244	14" x 15"	RH	1"
310660	13" x 13"	RH	1"	310727	13" x 14"	LH	1-1/8"	311284	14" x 16"	RH	1"
310661	13" x 13"	LH	1"	310763	13" x 15"	LH	1"	311360	14" x 18"	RH	1-1/8"
310659	13" x 13"	LH	1-1/8"	310765	13" x 15"	LH	1-1/8"	311361	14" x 18"	LH	1-1/8"
310705	13" x 13-1/2"	LH	1-1/8"	310801	13" x 15-1/2"	LH	1-1/8"				

HOW TO USE APPLICATION CHART

- If the original equipment part number (OEM) is known and a size or style change is not desired, then refer to Part Number Cross Reference on Pages B8-B31 to locate the equivalent Michigan propeller.
- If an original part number is not known, the part number can not be found in the Part Number reference, or a propeller size or style change is desired, use the following procedure for selecting a propeller.

1. Locate the **BRAND** of outboard or sterndrive engine using the table of contents.
2. Locate the **HORSEPOWER/MODEL** and **YEAR** that corresponds with the engine brand.
3. Find the range of your **BOAT LENGTH**, and the boat use that best describes your vessel and usage.
4. Select the propeller **DIAMETER/PITCH** that best meets your vessel and usage. Refer to pages A3-A6 for information on choosing the right propeller.
5. Order the propeller using the **MICHIGAN PART NUMBER**. (If aluminum is desired, read across to the correct column for the part number. If stainless steel is desired, read across to the correct column for part number.)
6. If **VORTEX**[®], **APOLLO**[®], or **BALLISTIC**[®] propellers are selected, the **XHS**[®] / **XHS II**[®] **HUB KIT** indicated must be ordered.
7. Carefully read ALL notes for additional important attachment information. (If specific to a propeller, it will be noted next to the part number.)

Unless otherwise noted: The XHS[®] / XHS II[®] hub kit is sold separately from the propeller. See pages 40-41 for XHS[®] / XHS II[®] hub kit and miscellaneous hardware information. Vortex[®] and Apollo[®] propellers fit existing Mercury Flo-Torq[®] II hubs. Check existing hub for wear or damage and replace if necessary with Michigan Wheel XHS[®] / XHS II[®] hub.

NOTE: This is a "general" application guideline for determining the appropriate propeller size for your vessel. Performance characteristics may vary due to the many kinds of boats, hull styles, loads and style of boating.

MERCURY[®], MARINER[®], SEA RAY[®] OUTBOARDS

40-140 HORSEPOWER • 4-1/4" GEARCASE

Thru Hub Exhaust & 15 Tooth Spline

40 & 50 HP 4-Stroke / Bigfoot All Years	80 HP 1978-1989	100 HP 1988 & Newer
60 HP 4-Stroke / Bigfoot 1995 & Newer	80 HP (Mariner [®]) 1978-1983	115 HP (Yamaha [®]) 1978-1983
60 HP (Sea Pro/Marathon) 1995 & Newer	80 HP (Model 800; 2 & 4 Cyl.) Thru 1977	115 HP 1978 & Newer
65 HP (Model 650 2 Cyl.) Thru 1971	80 HP (Yamaha [®]) 1977-1983	115 HP 4-Stroke 2001 & Newer
65 HP (Model 650 - 4 Cyl.) 1961-1970	85 HP (Model 850; 2 & 4 Cyl.) Thru 1977	125 HP 1994-2005
70 HP 1987-1989	90 HP (Yamaha [®]) 1978-1983	140 HP (Includes Sea Pro/Offshore) 1978-1981
75 HP (Sea Pro/Marathon) All Years	90 HP 2-Stroke 1978 & Newer	140 HP (Yamaha [®]) 1978-1979
75 HP 2-Stroke 1984-2005	90 HP 4-Stroke 2001 & Newer	Models 900-1150-1500 Thru 1977
75 HP 4-Stroke 2001 & Newer		Includes EFI engines.

VORTEX MICHIGAN					APOLLO MICHIGAN										
3-BL ALUMINUM - B SERIES					4-BL ALUMINUM - B SERIES					STAINLESS STEEL - B SERIES PROPELLERS					
Dia.	Rot.	Pitch	Bld #	Part #	Dia.	Rot.	Pitch	Bld #	Part #	Dia.	Rot.	Pitch	Bld #	OEM Part #	Part #
14	R	11	3	992111	13-7/8	R	11	4	941411						
13-3/4	R	13	3	992112	13-7/8	R	13	4	941413						
13-1/2	R	15	3	992113	13-3/8	R	15	4	941415	13-3/8	R	15	3	993143	202
										13-3/8	L	15	3	993153	202
13-1/4	R	17	3	992114	13	R	17	4	941417	13-1/4	R	17	3	993144	202
										13-1/4	L	17	3	993154	202
13	R	19	3	992115	12-1/2	R	19	4	941419	13-1/8	R	19	3	993145	202
										13-1/8	L	19	3	993155	202
13	R	21	3	992116						13	R	21	3	993146	202
										13	L	21	3	993156	202

Drop-In Hub
Use XHS Hub Kit
202

USE Gearcase Adapter Ring supplied with propeller.
Refer to Pages 55-57 for Details on Hub Kit Components.

Drop-In Hub
Use XHS Hub Kit
202

USE Gearcase Adapter Ring supplied with propeller.
Refer to Pages 55-57 for Details on Hub Kit Components.

Boat Description/ Length	VORTEX MICHIGAN						BALLISTIC MICHIGAN						Drop-In Hub Use XHS II [®] Hub Kit 202			
	ALUMINUM PROPELLERS						STAINLESS STEEL - B SERIES PROPELLERS									
	Dia.	Rot.	Pitch	Bld #	OEM Part #	Part #	3-BLADE BALLISTIC			3-BLADE BALLISTIC XL						
							Dia.	Rot.	Pitch	Bld #	Part #	Dia.	Rot.	Pitch	Bld #	Part #
19'-24' - AL, SK	13-1/2	R	15	3	48-77342A45	031041	13-5/8	R	15	3	993415					
17'-20' - AL, SK	13-1/4	R	17	3	48-77344A45	031042	13-1/2	R	17	3	993417					
16'-19' - AL, SK	13	R	21	3	48-77346A45	031043	13-3/8	R	19	3	993419					
15'-18' - AL, SK	13	R	21	3	48-77348A45	031044	13-1/8	R	21	3	993421					
High Performance	12-1/2	R	23	3	48-77350A45	9931045						13-1/2	R	22	3	993422
High Performance												13-1/2	R	24	3	993424

Rubber Hub Bushing
Use MWM Fwd Washer 990332 or MWM Kit 96601 (Fwd Washer, Tab Washer, Propeller Nut)
See Page 24 for details.

Drop-In Hub
Use XHS II[®] Hub Kit
202

USE Gearcase Adapter Ring supplied with propeller.
Refer to Pages 55-57 for Details on Hub Kit Components.

Key to Abbreviations: LL = Light Loads; SB = Sailboat; AL = All Loads; SK = Skiboat; WB = Workboat; HB = Houseboat; CR = Cruisers; HL = Heavy Loads; WD = Weedless

⊗ Limited Inventory Item.
⊗ To avoid damage or injury, replace standard trim tab with trim tab 822777A1.
⊗ Pontoon Boat Propeller (Extended Cup)

4-8 HORSEPOWER

Non-Thru Hub Exhaust & Pin Drive

4 HP.....	1980-1983	6 HP.....	1986-2005	7.5 HP.....	1980-1983
4, 5 HP Deluxe.....	1986-1995	6 HP 4-Stroke.....	1998-2003	8 HP.....	1986-2005
5 HP 4-Stroke.....	1999-2003				

Boat Description/ Length	MATCH MICHIGAN						012032	Rubber Hub Bushing Part # 65-298
	ALUMINUM PROPELLERS							
	Dia.	Rot.	Pitch	Bld #	OEM Part #	Part #		
Standard Replacement	8-1/2	R	9	3	778797	012032		

6-15 HORSEPOWER

Non-Thru Hub Exhaust & Pin Drive

6 HP.....	1966-1979	10 HP.....	1958-1963	8-15 HP.....	2000 & Newer
9.5 HP.....	1964-1973	10, 12, 14 HP***.....	1982-1994		

Boat Description/ Length	MATCH MICHIGAN						012008	012005	Rubber Hub Bushing Part # 65-098
	ALUMINUM PROPELLERS								
	Dia.	Rot.	Pitch	Bld #	OEM Part #	Part #			
14'-16' - AL	8-1/4	R	8	3	763588	012008			
12'-14' - LL	8	R	7-1/4	2	763745	012005			
12'-14' - LL	8-1/4	R	8-1/2	3	763586	012007			

8, 9.9-15 HORSEPOWER • 2-1/2" GEARCASE

Thru Hub Exhaust & 13 Tooth Spline

8 HP 4-Stroke.....	1996-2005	9.9 - 15 HP 2-Stroke.....	1974-2005	9.9, 15 HP 4-Stroke.....	1995-2001
--------------------	-----------	---------------------------	-----------	--------------------------	-----------

Boat Description/ Length	MATCH MICHIGAN						012111	012112	Rubber Hub Bushing Part # 65-234
	ALUMINUM PROPELLERS								
	Dia.	Rot.	Pitch	Bld #	OEM Part #	Part #			
14'-16' - AL	10	R	7	3	763456	012112			
Standard Replacement	9-1/2	R	10	3	778772	012111			

9.9-15 HORSEPOWER • JOHNSON • 2-1/2" GEARCASE

Thru Hub Exhaust & 10 Tooth Spline

9.9 HP 4-Stroke.....	2002-2007	15 HP 4-Stroke.....	2002-2007
----------------------	-----------	---------------------	-----------

Boat Description/ Length	MATCH MICHIGAN						062103	Rubber Hub Bushing Part # 65-298
	ALUMINUM PROPELLERS							
	Dia.	Rot.	Pitch	Bld #	OEM Part #	Part #		
14'-19' - AL	9-1/4	R	9	3	5005384	062103		
14'-19' - AL	9-1/4	R	10	3	5005385	062104		
14'-16' - LL	9-1/4	R	11	3	5033203	062105		

9.8 HORSEPOWER

Thru Hub Exhaust & 12 Tooth Spline

9.8 HP 4-Stroke.....	2012 & Newer
----------------------	--------------

Boat Description/ Length	MATCH MICHIGAN						142103	Rubber Hub Bushing Part # 65-531
	ALUMINUM PROPELLERS							
	Dia.	Rot.	Pitch	Bld #	OEM Part #	Part #		
	8-1/2	R	7	3	5040538	142102		
	8-1/2	R	8	3		142103		


Key to Abbreviations: LL = Light Loads; SB = Sailboat; AL = All Loads; SK = Skiboat; WB = Workboat; HB = Houseboat; CR = Cruisers; HL = Heavy Loads; WD = Weedless

*** Engines offered in European Market only.

15 HORSEPOWER

Thru Hub Exhaust & 14 Tooth Spline


15 HP 4-Stroke 2012 & Newer

		MATCH MICHIGAN						142206	142204 Standard Replacement for: • 20" Shaft Length • 25" Shaft Length	Rubber Hub Bushing Part # 65-369
		ALUMINUM PROPELLERS								
Boat Description/ Length	Dia.	Rot.	Pitch	Bld #	OEM Part #	Part #				
14'-19' - AL	9-1/4	R	8	3						
Standard Replacement	9-1/4	R	9	3	5040590					
Standard Replacement	9-1/4	R	10	3	5040591			142205 Standard Replacement for: • 15" Shaft Length		
14'-16' - LL	9-1/4	R	11	3	5040592					
Up to 16' - LL	9-1/4	R	12	3						

10-28 HORSEPOWER

Non-Thru Hub Exhaust & Pin Drive


10 HP.....1951-1957 18 HP.....1957-1973 25 HP.....1969-1977
 15 HP.....1953-1956 20 HP.....1969-1973 28 HP.....1964

		MATCH MICHIGAN						Rubber Hub Bushing Part # 65-079
		ALUMINUM PROPELLERS						
Boat Description/ Length	Dia.	Rot.	Pitch	Bld #	OEM Part #	Part #		
CR, HB, SB	9-1/4	R	7	3	388294		012102	
14'-16' - HL	9	R	9	3	763587		012101	
12'-14' - LL	9	R	10	3	763583		012011	
12'-14' - LL	9-1/4	R	11	3			012013	

14-28 HORSEPOWER

Non-Thru Hub Exhaust & 13 Tooth Spline


14 HP.....1988-1989 25 HP**.....1978-1991; 1994 & Newer 28 HP.....1986-1996
 25 HP.....1978-1984

		MATCH MICHIGAN						Rubber Hub Bushing Part # 65-281
		ALUMINUM PROPELLERS						
Boat Description/ Length	Dia.	Rot.	Pitch	Bld #	OEM Part #	Part #		
16'-18' - HL	9	R	9	3	763585		012021	
15'-17' - AL	9	R	10	3	763589		012015	
14'-17' - AL	9-1/4	R	11	3	763584		012016	
14'-17' - LL	9-1/4	R	12	3	763590		012030	

25-40 HORSEPOWER

Non-Thru Hub Exhaust & Pin Drive

25 HP.....1951-1955 33 HP.....1965-1970 40 HP.....1960-1976
 28 HP.....1962-1964 35 HP.....1957-1959 40 HP**.....1978-1985
 30 HP.....1956

		MATCH MICHIGAN						Rubber Hub Bushing Part # 65-126
		ALUMINUM PROPELLERS						
Boat Description/ Length	Dia.	Rot.	Pitch	Bld #	OEM Part #	Part #		
17'-19' - AL, SK	10-3/8	R	11-1/2	3			012023	
14'-16' - AL, SK	10-1/2	R	12	3			012024	

Key to Abbreviations: LL = Light Loads; SB = Sailboat; AL = All Loads; SK = Skiboat; WB = Workboat; HB = Houseboat; CR = Cruisers; HL = Heavy Loads; WD = Weedless

** Commercial & Workhorse Application.


25-30 HORSEPOWER (4-STROKE) • 3" GEARCASE

Thru Hub Exhaust & 10 Tooth Spline • **!** MUST use Gearcase Adapter Ring supplied with propeller.

25 HP 4-Stroke2004-2007 30 HP 4-Stroke2004-2007

Boat Description/ Length	VORTEX MICHIGAN					
	ALUMINUM - E SERIES PROPELLERS					
	Dia.	Rot.	Pitch	Bld #	OEM Part #	Part #
20' & Up - AL	10-1/2	R	9	3		992501
17'-20' - AL	10-1/2	R	10	3		992502
17'-20' - AL	10-1/2	R	11	3		992503
15'-18' - AL	10-1/8	R	12	3		992504
13'-15' - AL	10-1/8	R	13	3		992505
Up to 15' - LL	10-1/8	R	14	3		992506

Drop-In Hub
Use XHS® or XHS II® Hub Kit
121
OR
221
!



Boat Description/ Length	MATCH MICHIGAN					
	ALUMINUM PROPELLERS					
	Dia.	Rot.	Pitch	Bld #	OEM Part #	Part #
20' & Up - AL	10-1/4	R	9	3	5032171	062208
20' & Up - AL	10-1/4	R	10	3	5032107	062204
17'-20' - AL	10-1/4	R	11	3	5032108	062205
15'-18' - AL	10-1/4	R	12	3	5032109	062206
13'-15' - AL	10-1/4	R	13	3	5032110	062207
13'-15' - AL	10-1/4	R	14	3	5032106	062209
Up to 15' - LL	10-1/4	R	15	3		062210

Rubber Hub Bushing
Part # 65-339

Boat Description/ Length	BALLISTIC MICHIGAN					
	STAINLESS STEEL - E SERIES PROPELLERS					
	Dia.	Rot.	Pitch	Bld #	OEM Part #	Part #
20' & Up - AL	10-1/8	R	13	3		933013
13'-15' - AL	10-1/8	R	15	3		933015

Drop-In Hub
Use XHS® or XHS II® Hub Kit
121
OR
221
!

* May interfere with trim tab.


15-35 HORSEPOWER • 3" GEARCASE

Thru Hub Exhaust & 14 Tooth Spline • **!** MUST use Gearcase Adapter Ring supplied with propeller. • VORTEX® PROPELLER MAY INTERFERE WITH SKEG ON ANY MODEL

15 HP E-TEC® H.O.2011 & Newer 25 HP 2 & 3 Cyl.1984 & Newer 30 HP E-TEC®2009 & Newer
20 HP 2 Cyl.1984-1997 25 HP E-TEC®2009 & Newer 35 HP 2 Cyl1979-1983
25 HP (Commercial)1993-2005 30 HP 2 Cyl.1984 & Newer 35 HP 3 Cyl1997-2001

Boat Description/ Length	VORTEX MICHIGAN					
	ALUMINUM - E SERIES PROPELLERS					
	Dia.	Rot.	Pitch	Bld #	OEM Part #	Part #
17'-20' - AL, SK	10-1/2	R	9	3		992501
17'-20' - AL, SK	10-1/2	R	10	3		992502
16'-18' - AL, SK	10-1/2	R	11	3	765049	992503
16'-18' - AL, SK	10-1/8	R	12	3		992504
15'-17' - AL, SK	10-1/8	R	13	3	778863	992505
13'-15' - AL, SK	10-1/8	R	14	3		992506

Drop-In Hub
Use XHS® or XHS II® Hub Kit
118
OR
218
!



Boat Description/ Length	MATCH MICHIGAN					
	ALUMINUM PROPELLERS					
	Dia.	Rot.	Pitch	Bld #	OEM Part #	Part #
17'-20' - AL, SK	11	R	9	3	765048	012054
16'-18' - AL, SK	10-1/2	R	11	3	765049	012055
15'-17' - AL, SK	10	R	13	3	778863	012056
13'-15' - AL, SK	10	R	15	3	763486	012057

Rubber Hub Bushing
Part # 65-251

Boat Description/ Length	BALLISTIC MICHIGAN					
	STAINLESS STEEL - E SERIES PROPELLERS					
	Dia.	Rot.	Pitch	Bld #	OEM Part #	Part #
17'-20' - AL, SK	10-1/8	R	13	3		933013
13'-15' - AL, SK	10-1/8	R	15	3		933015

Drop-In Hub
Use XHS® or XHS II® Hub Kit
118
OR
218
!

40-50 HORSEPOWER • JOHNSON • 3-1/4" GEARCASE

Thru Hub Exhaust & 13 Tooth Spline

40 HP 4-Stroke1999-2005 50 HP 4-Stroke 1999-2005

VORTEX MICHIGAN											
ALUMINUM - D SERIES PROPELLERS											
3-BLADE			LG. DIAMETER 3-BLADE			4-BLADE					
Dia.	Rot.	Pitch	Part #	Dia.	Rot.	Pitch	Part #	Dia.	Rot.	Pitch	Part #
								11-1/2	R	8	992401
				12-1/4	R	9	992601	11-1/2	R	9	992402
				11-3/4	R	10	992602	11-1/2	R	10	992403
10-3/8	R	11	992404	11-5/8	R	11	992603	4-BLADE			
10-3/8	R	12	992405	11-3/8	R	12	992604	10-5/8	R	12	941212
10-3/8	R	13	992406	11-1/8	R	13	992605	10-3/8	R	13	941213
10-3/8	R	14	992407	11-1/4	R	14	992606	10-1/8	R	14	941214
10	R	15	992408					10-1/8	R	15	941215
10	R	16	992409								

Drop-In Hub
Use XHS® or XHS II® Hub Kit
115 OR **215**
Refer to Pages 55-57 for Details on Hub Kit Components.

APOLLO MICHIGAN						
STAINLESS STEEL - D SERIES PROPELLERS						
Dia.	Rot.	Pitch	Bld #	OEM Part #	Part #	
10-3/4	R	12	3			993405
10-1/2	R	13	3			993406
10-3/8	R	14	3			993407
10-1/8	R	15	3			993408

Drop-In Hub
Use XHS® or XHS II® Hub Kit
115 OR **215**
Refer to Pages 55-57 for Details on Hub Kit Components.

Boat Description/ Length	MATCH MICHIGAN					
	ALUMINUM PROPELLERS					
	Dia.	Rot.	Pitch	Bld #	OEM Part #	Part #
18'-21' - AL	12-1/4	R	9	3	776807	032046
18'-21' - AL	11-3/4	R	10	3	778606	032045
16'-19' - AL	11-1/2	R	11	3	778607	062211
16'-19' - AL	11-1/2	R	12	3	778608	062212
14'-18' - AL	11-1/2	R	13	3	778609	062213
14'-18' - AL	11-1/2	R	14	3	778610	062214
13'-15' - AL	11-1/4	R	15	3		062215
13'-15' - LL	11-1/8	R	16	3		062216
Up to 15' - LL	11	R	17	3		062217

Rubber Hub Bushing
Part # 65-205

BALLISTIC MICHIGAN						
STAINLESS STEEL - D SERIES PROPELLERS						
Dia.	Rot.	Pitch	Bld #	OEM Part #	Part #	
10-1/8	R	13	3			933213
10-1/8	R	15	3			933215

Drop-In Hub
Use XHS® or XHS II® Hub Kit
115 OR **215**
Refer to Pages 55-57 for Details on Hub Kit Components.

40-75 HORSEPOWER • SMALL (3-3/8") GEARCASE

Thru Hub Exhaust & 13 Tooth Spline

40 HP 2 Cyl.1984-2005 55 HP 1976-1979 75 HP 3 Cyl. 1975-1985
48 HP1987-1996 65 HP 2 Cyl. 1980-1985 Sprint/Formula E 1986-1992
50 HP 2 Cyl.1975-2005

VORTEX MICHIGAN											
ALUMINUM - C SERIES PROPELLERS											
3-BLADE			LG. DIAMETER 3-BLADE			4-BLADE					
Dia.	Rot.	Pitch	Part #	Dia.	Rot.	Pitch	Part #	Dia.	Rot.	Pitch	Part #
								11-1/2	R	8	992401
								11-1/2	R	9	992402
								11-1/2	R	10	992403
11-3/4	R	13	992301	12-1/2	R	13	992311				
11-3/4	R	15	992302	12-1/4	R	15	992312				
11-3/4	R	17	992303								

Drop-In Hub
Use XHS® or XHS II® Hub Kit
111 OR **211**
Refer to Pages 55-57 for Details on Hub Kit Components.



Boat Description/ Length	MATCH MICHIGAN					
	ALUMINUM PROPELLERS					
	Dia.	Rot.	Pitch	Bld #	OEM Part #	Part #
CR, HB	13	R	11	3	763488	012036
15'-18' - AL, SK	12-1/2	R	13	3	763461	012037
14'-17' - AL, SK	12-1/4	R	15	3	778774	011027
13'-15' - LL	11-3/4	R	17	3	763462	011028

Rubber Hub Bushing
Part # 65-241

BALLISTIC MICHIGAN						
STAINLESS STEEL - C SERIES PROPELLERS						
Dia.	Rot.	Pitch	Bld #	OEM Part #	Part #	
12-3/8	R	15	3			933315
12	R	17	3			933317

Drop-In Hub
Use XHS® or XHS II® Hub Kit
111 OR **211**
Refer to Pages 55-57 for Details.

40-75 HORSEPOWER • LARGE (4-1/4") GEARCASE

Thru Hub Exhaust & 13 Tooth Spline

40 HP E-TEC®2004 & Newer
45 HP 2 Cyl. Commercial1986-1995
50 HP E-TEC®2004 & Newer
50 HP 2 Cyl. Commercial1977-1979
50 HP 2 Cyl. Pleasure1971-1974
50 HP 3 Cyl. Pleasure1994-1998
55 HP 3 Cyl.1968-1969

55 HP 2 Cyl. Commercial1980 & Newer
55 HP E-TEC®2009 & Newer
60 HP 3 Cyl. Pleasure1970-1971; 1986-2001
60 HP E-TEC®2004 & Newer
60 HP 4-Stroke1998 & Newer
65 HP 3 Cyl. Pleasure1972-1973
65 HP 3 Cyl. Commercial1984-2001

65 HP Pontoon Series2014 & Newer
70 HP 3 Cyl. Pleasure1974 & Newer
70 HP 3 Cyl. Commercial1974-2001
70 HP 4-Stroke1998 & Newer
75 HP 3 Cyl. Pleasure1975-1984
75 HP E-TEC®2004 & Newer

VORTEX MICHIGAN

APOLLO MICHIGAN

3-BL ALUMINUM - B SERIES					4-BL ALUMINUM - B SERIES				
Dia.	Rot.	Pitch	Bld #	Part #	Dia.	Rot.	Pitch	Bld #	Part #
14	R	10	3	992109					
14	R	11	3	992111	13-7/8	R	11	4	941411
14	R	13	3	992112	13-7/8	R	13	4	941413
13-3/4	R	15	3	992113	13-3/8	R	15	4	941415
13-1/4	R	17	3	992114	13	R	17	4	941417
13	R	19	3	992115	12-1/2	R	19	4	941419
12-3/4	R	21	3	992116					

Drop-In Hub
Use XHS II® Hub Kit
206 / 210

Do NOT use Gearcase Adapter Ring supplied with propeller.

Refer to Pages 55-57 for Details on Hub Kit Components.

STAINLESS STEEL - B SERIES PROPELLERS					
Dia.	Rot.	Pitch	Bld #	OEM Part #	Part #
13-3/8	R	15	3	763950	993143
13-3/8	L	15	3		993153
13-1/4	R	17	3	763951	993144
13-1/4	L	17	3		993154
13-1/8	R	19	3	763952	993145
13-1/8	L	19	3		993155
13	R	21	3		993146
13	L	21	3		993156

Drop-In Hub
Use XHS II® Hub Kit
206 / 210

Do NOT use Gearcase Adapter Ring supplied with propeller.

Refer to Pages 55-57 for Details on Hub Kit Components.

MATCH MICHIGAN

BALLISTIC MICHIGAN

Boat Description/ Length	ALUMINUM PROPELLERS					
	Dia.	Rot.	Pitch	Bld #	OEM Part #	Part #
CR, HB	14	R	11	3	763301	012047
19'-22' - AL	14	R	13	3	◆ 765181	011001
17'-19' - AL	13-3/4	R	15	3	◆ 765182	011002
15'-17' - AL	13-1/4	R	17	3	◆ 765183	011003
15'-17' - AL, SK	14	R	17	3	176214	* 011024
14'-16' - AL	13	R	19	3	◆ 765184	011004
14'-16' - AL, SK	14	R	19	3	176215	* 011025
13'-15' - AL, SK	12-3/4	R	21	3	◆ 765185	011005

Rubber Hub Bushing
Part # 65-172

STAINLESS STEEL - B SERIES PROPELLERS					
Dia.	Rot.	Pitch	Bld #	OEM Part #	Part #
13-5/8	R	15	3		933415
13-1/2	R	17	3		933417
13-3/8	R	19	3		933419
13-1/8	R	21	3		933421

Drop-In Hub
Use XHS II® Hub Kit
206 / 210

Do NOT use Gearcase Adapter Ring supplied with propeller.

Refer to Pages 55-57 for Details on Hub Kit Components.

Note: For 60 HP & 70 HP 4-Stroke engine applications, 1998 & Newer, use XHS II® (Drop-In Hub) Kit # 210.
For all other engine applications use XHS II® (Drop-In Hub) Kit # 206.

Note: ◆ When replacing Interchangeable Hub Evinrude® aluminum propeller with Michigan Match, Michigan Match Thrust Washer P/N 990406 is required.



011003



011024



941413



990406



* If currently using uncupped propeller, use cupped propeller having 2" less pitch. Boats with power trim use same pitch.

85-140 HORSEPOWER • V-4 (4-1/4") GEARCASE

Thru Hub Exhaust & 13 Tooth Spline

85 HP.....1969-1980; 1991-1995	100 HP.....1979-1980; 1989-1993	120 HP.....1986-1994
88 HP.....1981-1996	110 HP.....1986-1989	125 HP.....1971-1972
90 HP.....1981 & Newer	112 HP.....1994-1996	130 HP E-TEC® (20" Shaft Length) .2004-2010
90 HP E-TEC® (20" Shaft Length).....2004 & Newer	115 HP.....1973 & Newer	135 HP.....1973-1976
90 HP Pontoon Series2014 & Newer	115 HP E-TEC® (20" Shaft Length)2004 & Newer	140 HP.....1977-1994

VORTEX MICHIGAN

3-BL ALUMINUM - B SERIES					4-BL ALUMINUM - B SERIES				
Dia.	Rot.	Pitch	Bld #	Part #	Dia.	Rot.	Pitch	Bld #	Part #
14	R	10	3	992109					
14	R	11	3	992111	13-7/8	R	11	4	941411
14	R	13	3	992112	13-7/8	R	13	4	941413
13-3/4	R	15	3	992113	13-3/8	R	15	4	941415
13-1/4	R	17	3	992114	13	R	17	4	941417
13	R	19	3	992115	12-1/2	R	19	4	941419
12-3/4	R	21	3	992116					

Drop-In Hub

Use XHS II® Hub Kit

206

Do NOT use Gearcase Adapter Ring supplied with propeller.

Refer to Pages 55-57 for Details on Hub Kit Components.

APOLLO MICHIGAN

STAINLESS STEEL - B SERIES PROPELLERS					
Dia.	Rot.	Pitch	Bld #	OEM Part #	Part #
13-3/8	R	15	3	763950	993143
13-3/8	L	15	3		993153
13-1/4	R	17	3	763951	993144
13-1/4	L	17	3		993154
13-1/8	R	19	3	763952	993145
13-1/8	L	19	3		993155
13	R	21	3		993146
13	L	21	3		993156

Drop-In Hub

Use XHS II® Hub Kit

206

Do NOT use Gearcase Adapter Ring supplied with propeller.

Refer to Pages 55-57 for Details on Hub Kit Components.

MATCH MICHIGAN

Boat Description/ Length	ALUMINUM PROPELLERS					
	Dia.	Rot.	Pitch	Bld #	OEM Part #	Part #
CR, HB	14	R	11	3	763301	012047
CR, HB	14	R	13	3	◆ 765181	011001
20'-24' - AL	13-3/4	R	15	3	◆ 765182	011002
19'-22' - AL	13-1/4	R	17	3	◆ 765183	011003
19'-22' - AL, SK	14	R	17	3	176214	011024
17'-19' - AL	13	R	19	3	◆ 765184	011004
17'-19' - AL, SK	14	R	19	3	176215	011025
15'-18' - AL, SK	12-3/4	R	21	3	◆ 765185	011005
High Performance						
High Performance						

Rubber Hub Bushing Part # 65-172

BALLISTIC MICHIGAN

STAINLESS STEEL - B SERIES PROPELLERS									
3-BLADE BALLISTIC XHS					3-BLADE BALLISTIC XHS XL				
Dia.	Rot.	Pitch	Bld #	Part #	Dia.	Rot.	Pitch	Bld #	Part #
13-5/8	R	15	3	933415					
13-1/2	R	17	3	933417					
13-3/8	R	19	3	933419					
13-1/8	R	21	3	933421					
					13-1/2	R	22	3	953422
					13-1/2	R	24	3	953424

Drop-In Hub

Use XHS II® Hub Kit

206

Do NOT use Gearcase Adapter Ring supplied with propeller.

Refer to Pages 55-57 for Details on Hub Kit Components.

Note: ◆ When replacing Interchangeable Hub Evinrude® aluminum propeller with Michigan Match, Michigan Match Thrust Washer P/N 990406 is required.



MATCH MICHIGAN



VORTEX MICHIGAN



APOLLO MICHIGAN



BALLISTIC MICHIGAN

90, 115 & 140 HORSEPOWER • JOHNSON • 4-1/4" GEARCASE

Thru Hub Exhaust & 15 Tooth Spline

90 HP 4-Stroke2002-2005 115 HP 4-Stroke2002-2005 140 HP 4-Stroke2002-2005

VORTEX MICHIGAN						APOLLO MICHIGAN									
3-BL ALUMINUM - B SERIES					4-BL ALUMINUM - B SERIES					STAINLESS STEEL - B SERIES PROPELLERS					
Dia.	Rot.	Pitch	Bld #	Part #	Dia.	Rot.	Pitch	Bld #	Part #	Dia.	Rot.	Pitch	Bld #	OEM Part #	Part #
14	R	10	3	992109											
14	R	11	3	992111	13-7/8	R	11	4	941411						
14	R	13	3	992112	13-7/8	R	13	4	941413						
13-3/4	R	15	3	992113	13-3/8	R	15	4	941415	13-3/8	R	15	3	763950	993143
										13-3/8	L	15	3		993153
13-1/4	R	17	3	992114	13	R	17	4	941417	13-1/4	R	17	3	793951	993144
										13-1/4	L	17	3		993154
13	R	19	3	992115	12-1/2	R	19	4	941419	13-1/8	R	19	3	763952	993145
										13-1/8	L	19	3		993155
12-3/4	R	21	3	992116						13	R	21	3		993146
										13	L	21	3		993156

Boat Description/Length	MATCH MICHIGAN						Rubber Hub Bushing Part # 65-441	BALLISTIC MICHIGAN								
	ALUMINUM PROPELLERS							STAINLESS STEEL - B SERIES PROPELLERS								
	Dia.	Rot.	Pitch	Bld #	OEM Part #	Part #	3-BLADE BALLISTIC			3-BLADE BALLISTIC XL						
	Dia.	Rot.	Pitch	Bld #	OEM Part #	Part #	Dia.	Rot.	Pitch	Bld #	Part #	Dia.	Rot.	Pitch	Bld #	Part #
24' & Up - AL	14	R	15	3		061020										
20'-24' - AL, SK	14	R	17	3		061024										
20'-24' - AL	14	R	18	3		061026										
17'-19' - AL, SK	14	R	19	3		061028										
16'-18' - AL, SK	14	R	21	3		061032						13-1/2	R	22	3	953422
15'-18' - AL, SK												13-1/2	R	24	3	953424

Note: For 90 HP & 115 HP 4-Stroke engine applications use XHS II® (Drop-In Hub) Kit # 225.
For 140 HP 4-Stroke engine applications use XHS II® (Drop-In Hub) Kit # 226.



061020



061028



200 & 225 HORSEPOWER • JOHNSON • 4-3/4" GEARCASE

Thru Hub Exhaust & 15 Tooth Spline • VORTEX® AND APOLLO® PROPELLER DIAMETERS ARE SLIGHTLY LESS THAN ORIGINAL EQUIPMENT PROPELLERS.

200 HP 4-Stroke2004-2005

225 HP 4-Stroke 2004-2005

VORTEX MICHIGAN					4-BL ALUMINUM - A SERIES				
Dia.	Rot.	Pitch	Bld #	Part #	Dia.	Rot.	Pitch	Bld #	Part #
16	R	13	3	992001					
15-1/4	R	15	3	992002					
16	R	16	3	931516					
15	R	17	3	992003	15	R	16	4	992202
14-1/2	R	19	3	992004	14-1/2	R	18	4	992203
14-1/4	R	21	3	992005	14	R	20	4	992204
14	R	23	3	992006					

Drop-In Hub

Use XHS II® Hub Kit

204

Refer to Pages 55-57 for Details on Hub Kit Components.



APOLLO MICHIGAN											
STD. 3-BLADE A SERIES				LG DIA. 3-BLADE A SERIES				4-BLADE A SERIES			
Dia.	Rot.	Pitch	Part #	Dia.	Rot.	Pitch	Part #	Dia.	Rot.	Pitch	Part #
14-3/8	R	15	993042								
14-3/8	L	15	993052								
14-1/4	R	17	993043	15-1/2	R	17	993023	14-5/8	R	16	993203
14-1/4	L	17	993053	15-1/2	L	17	993033	14-5/8	L	16	993213
14-1/8	R	19	993044	15-1/4	R	19	993024	14-3/8	R	18	993204
14-1/8	L	19	993054	15-1/4	L	19	993034	14-3/8	L	18	993214
14	R	21	993045	14-3/4	R	21	993025	14-1/8	R	20	993205
14	L	21	993055	14-3/4	L	21	993035	14-1/8	L	20	993215
13-7/8	R	23	993046	14-5/8	R	23	993026	14	R	22	993206
13-7/8	L	23	993056	14-5/8	L	23	993036	14	L	22	993216

Drop-In Hub

Use XHS II® Hub Kit

204

Refer to Pages 55-57 for Details on Hub Kit Components.

BALLISTIC MICHIGAN									
STAINLESS STEEL - A SERIES PROPELLERS									
3-BLADE BALLISTIC					3-BLADE BALLISTIC XL				
Dia.	Rot.	Pitch	Bld #	Part #	Dia.	Rot.	Pitch	Bld #	Part #
14-7/8	R	15	3	933515					
14-3/4	R	17	3	933517					
14-3/4	L	17	3	937517					
14-1/2	R	19	3	933519					
14-1/2	L	19	3	937519					
14-3/8	R	21	3	933521					
14-3/8	L	21	3	937521					
14-1/4	R	23	3	933523					
14-1/4	L	23	3	937523					
14-1/4	R	25	3	* 933525					
					14-3/4	R	22	3	* 953522
					14-3/4	R	24	3	* 953524
					14-3/4	R	26	3	* 953526

Drop-In Hub

Use XHS II® Hub Kit

204

Refer to Pages 55-57 for Details on Hub Kit Components.

* May interfere with trim tab.

150-300 HORSEPOWER • EVINRUDE® E-TEC® G2® GEARCASE

Thru Hub Exhaust & 15 Tooth Spline

150 HP G2.....2016 & Newer	200 HP H.O. G22014 & Newer	250 HP G22014 & Newer
150 HP H.O. G22016 & Newer	225 HP G22014 & Newer	250 HP H.O. G22014 & Newer
175 HP G2.....2016 & Newer	225 HP H.O. G22014 & Newer	300 HP G22014 & Newer
200 HP G2.....2016 & Newer		

VORTEX MICHIGAN

APOLLO MICHIGAN

BALLISTIC MICHIGAN

3-BL ALUMINUM - A SERIES					4-BL ALUMINUM - A SERIES				
Dia.	Rot.	Pitch	Bld #	Part #	Dia.	Rot.	Pitch	Bld #	Part #
16	R	13	3	992001					
15-1/4	R	15	3	992002					
16	R	16	3	931516					
15	R	17	3	992003	15	R	16	4	992202
14-1/2	R	19	3	992004	14-1/2	R	18	4	992203
14-1/4	R	21	3	992005	14	R	20	4	992204
14	R	23	3	992006					

Drop-In Hub

Use XHS II® Hub Kit 228

Refer to Pages 55-57 for Details on Hub Kit Components.

STD. 3-BLADE A SERIES				LG DIA. 3-BLADE A SERIES				4-BLADE A SERIES			
Dia.	Rot.	Pitch	Part #	Dia.	Rot.	Pitch	Part #	Dia.	Rot.	Pitch	Part #
14-3/8	R	15	993042								
14-3/8	L	15	993052								
14-1/4	R	17	993043	15-1/2	R	17	993023	14-5/8	R	16	993203
14-1/4	L	17	993053	15-1/2	L	17	993033	14-5/8	L	16	993213
14-1/8	R	19	993044	15-1/4	R	19	993024	14-3/8	R	18	993204
14-1/8	L	19	993054	15-1/4	L	19	993034	14-3/8	L	18	993214
14	R	21	993045	14-3/4	R	21	993025	14-1/8	R	20	993205
14	L	21	993055	14-3/4	L	21	993035	14-1/8	L	20	993215
13-7/8	R	23	993046	14-5/8	R	23	993026	14	R	22	993206
13-7/8	L	23	993056	14-5/8	L	23	993036	14	L	22	993216

Drop-In Hub

Use XHS II® Hub Kit 228

Refer to Pages 55-57 for Details on Hub Kit Components.

STAINLESS STEEL - A SERIES PROPELLERS

3-BLADE BALLISTIC					3-BLADE BALLISTIC XL				
Dia.	Rot.	Pitch	Bld #	Part #	Dia.	Rot.	Pitch	Bld #	Part #
14-7/8	R	15	3	933515					
14-3/4	R	17	3	933517					
14-3/4	L	17	3	937517					
14-1/2	R	19	3	933519					
14-1/2	L	19	3	937519					
14-3/8	R	21	3	933521					
14-3/8	L	21	3	937521					
14-1/4	R	23	3	933523					
14-1/4	L	23	3	937523	14-3/4	R	22	3	953522
14-1/4	R	25	3	933525	14-3/4	R	24	3	953524
					14-3/4	R	26	3	953526
					4-BLADE BALLISTIC XL				
					14-1/8	R	23	4	963523
					14-1/8	R	25	4	963525
					14-1/8	R	27	4	963527

Drop-In Hub

Use XHS II® Hub Kit 228

Refer to Pages 55-57 for Details on Hub Kit Components.



90-300 HORSEPOWER • V-6 (4-3/4") GEARCASE (Includes E-TEC® & E-TEC® H.O. 25" Shaft Length)

Thru Hub Exhaust & 15 Tooth Spline

90 HP.....	1995 & Newer
90 HP E-TEC® (25" Shaft Length)	2004 & Newer
100 HP Commercial.....	1984 & Newer
115 HP.....	1995 & Newer
115 HP E-TEC® (25" Shaft Length)....	2004 & Newer
115 HP Pontoon Series.....	2014 & Newer
120-140 HP.....	1985
130 HP.....	1995-1996
130 HP E-TEC® (25" Shaft Length)	2009-2010

135 HP.....	2014 & Newer
140 (25") HP	1989-1994
150 HP Commercial.....	1995 & Newer
150 HP (Includes E-TEC®).....	1978 & Newer
150 HP Pontoon Series.....	2014 & Newer
155 HP Commercial.....	1978 & Newer
175 HP (Includes E-TEC®).....	1977 & Newer
185 HP.....	1984-1985
200 HP (Includes E-TEC®).....	1976 & Newer

225 HP (Includes E-TEC®).....	1986 & Newer
235 HP.....	1978-1985
250 HP (Includes E-TEC®).....	1991 & Newer
275 HP.....	1986-1988
300 HP.....	1988-1995; 09 & Newer
2.6 Liter.....	1984-1985
3.6 Liter.....	1986-1987

*For engines 300 HP or higher, use "High Horsepower Sleeve" (P/N 991372). See Page 48 for more details.

VORTEX MICHIGAN									
3-BL ALUMINUM - A SERIES					4-BL ALUMINUM - A SERIES				
Dia.	Rot.	Pitch	Bld #	Part #	Dia.	Rot.	Pitch	Bld #	Part #
16	R	13	3	992001					
15-1/4	R	15	3	992002					
16	R	16	3	931516					
15	R	17	3	992003	15	R	16	4	992202
14-1/2	R	19	3	992004	14-1/2	R	18	4	992203
14-1/4	R	21	3	992005	14	R	20	4	992204
14	R	23	3	992006					

Drop-In Hub

Use XHS II® Hub Kit

200 / 201

Refer to Pages 55-57 for Details on Hub Kit Components.

APOLLO MICHIGAN									
STD. 3-BLADE A SERIES				LG DIA. 3-BLADE A SERIES				4-BLADE A SERIES	
Dia.	Rot.	Pitch	Part #	Dia.	Rot.	Pitch	Part #	Dia.	Rot.
14-3/8	R	15	993042						
14-3/8	L	15	993052						
14-1/4	R	17	993043	15-1/2	R	17	993023	14-5/8	R
14-1/4	L	17	993053	15-1/2	L	17	993033	14-5/8	L
14-1/8	R	19	993044	15-1/4	R	19	993024	14-3/8	R
14-1/8	L	19	993054	15-1/4	L	19	993034	14-3/8	L
14	R	21	993045	14-3/4	R	21	993025	14-1/8	R
14	L	21	993055	14-3/4	L	21	993035	14-1/8	L
13-7/8	R	23	993046	14-5/8	R	23	993026	14	R
13-7/8	L	23	993056	14-5/8	L	23	993036	14	L

Drop-In Hub

Use XHS II® Hub Kit

200 / 201

Refer to Pages 55-57 for Details on Hub Kit Components.

Boat Description/ Length	MATCH MICHIGAN					
	ALUMINUM PROPELLERS					
	Dia.	Rot.	Pitch	Bld #	OEM Part #	Part #
CR, HB	15-1/2	R	13	3	763453	011016
CR, HB	15-1/2	R	15	3	765186	011006
20'-26' - AL, SK	15	R	17	3	765187	011007
20'-26' - AL, SK						
18'-22' - AL, SK	14-1/2	R	19	3	765188	011008
18'-22' - AL, SK						
17'-19' - AL, SK	14-1/4	R	21	3	765189	011009
17'-19' - AL, SK						
15'-18' - AL, SK						
15'-18' - AL, SK						
High Performance						
High Performance						
50-62 MPH						
55-67 MPH						
60-72 MPH						

Rubber Hub Bushing Part # 65-254

BALLISTIC MICHIGAN									
STAINLESS STEEL - A SERIES PROPELLERS									
3-BLADE BALLISTIC					3-BLADE BALLISTIC XL				
Dia.	Rot.	Pitch	Bld #	Part #	Dia.	Rot.	Pitch	Bld #	Part #
14-7/8	R	15	3	933515					
14-3/4	R	17	3	933517					
14-3/4	L	17	3	937517					
14-1/2	R	19	3	933519					
14-1/2	L	19	3	937519					
14-3/8	R	21	3	933521					
14-3/8	L	21	3	937521					
14-1/4	R	23	3	933523					
14-1/4	L	23	3	937523	14-3/4	R	22	3	953522
14-1/4	R	25	3	933525	14-3/4	R	24	3	953524
					14-3/4	R	26	3	953526
					4-BLADE BALLISTIC XL				
					14-1/8	R	23	4	963523
					14-1/8	R	25	4	963525
					14-1/8	R	27	4	963527

Drop-In Hub

Use XHS II® Hub Kit

200 / 201

Refer to Pages 55-57 for Details on Hub Kit Components.

Note: For engine applications 1976-1990 use XHS II® (Drop-In Hub) Kit #201. For engine applications 1991 & Newer use XHS II® (Drop-In Hub) Kit #200.

3.5-8 HORSEPOWER

Non-Thru Hub Exhaust & 9 Tooth / Pin Drive

3.5 HP.....	1982-1984	5 HP.....	1987-1998	7 HP.....	1968-1988
4 HP.....	1977-1987	6 HP.....	1975-1981	7.5 HP.....	1979-1984
4.4 HP.....	1968-1988	6.6 HP.....	1968-1988	8 HP.....	1975-1978

Boat Description/ Length	MATCH MICHIGAN					
	ALUMINUM PROPELLERS					
	Dia.	Rot.	Pitch	Bld #	OEM Part #	Part #
Standard Replacement	7-1/4	R	5-1/2	3	48-FP488	072123



072123

Rubber
Hub
Bushing
Part # 65-220

6-10 HORSEPOWER

Non-Thru Hub Exhaust & 14 Tooth / Pin Drive

6 & 10 HP Sailor.....	1976-1977	Sailor 180.....	1979-1984	Sailor 280.....	1979
Sailor 150.....	1978	Sailor 250.....	1979-1984		

Boat Description/ Length	MATCH MICHIGAN					
	ALUMINUM PROPELLERS					
	Dia.	Rot.	Pitch	Bld #	OEM Part #	Part #
SB	10-3/8	R	10	3	FP-278	072014



072014

Rubber
Hub
Bushing
Part # 65-164

9.9-15 HORSEPOWER

Thru Hub Exhaust & 8 Tooth Spline

9.9 HP.....	1996-1998	15 HP.....	1996-1998
-------------	-----------	------------	-----------

Boat Description/ Length	MATCH MICHIGAN					
	ALUMINUM PROPELLERS					
	Dia.	Rot.	Pitch	Bld #	OEM Part #	Part #
16'-20' - AL	9-1/4	R	7	3	48-828152A12	032056
14'-20' - AL	9	R	8	3	48-828154A12	032053
14'-18' - AL	9	R	9	3	48-828156A12	032052
14'-16' - AL	9	R	10-1/2	3	48-828158A12	032050



032056

Rubber
Hub
Bushing
Part # 65-429


25 HORSEPOWER • 3" GEARCASE

Thru Hub Exhaust & 10 Tooth Spline • **!** MUST use Gearcase Adapter Ring supplied with propeller.

25 HP 3 Cyl.....	1995-1998
------------------	-----------

Boat Description/ Length	VORTEX MICHIGAN					
	ALUMINUM - E SERIES PROPELLERS					
	Dia.	Rot.	Pitch	Bld #	OEM Part #	Part #
	10-1/2	R	9	3		992501
	10-1/2	R	10	3		992502
15'-19' - AL	10-1/2	R	11	3	48-19638A40	992503
15'-17' - AL	10-1/8	R	12	3		992504
13'-15' - LL	10-1/8	R	13	3	48-19640A40	992505
Up to 14' - LL	10-1/8	R	14	3		992506

Drop-In
Hub
Use XHS®
or XHS II®
Hub Kit
120
OR
220
!



992504
Vortex® XHS®
Aluminum Propeller



031048

031049

Boat Description/ Length	MATCH MICHIGAN					
	ALUMINUM PROPELLERS					
	Dia.	Rot.	Pitch	Bld #	OEM Part #	Part #
15'-19'	10-3/8	R	11	3	48-19638A40	031049
13'-15'	10-3/8	R	13	3	48-19640A40	031048
Up to 14'						

Rubber
Hub
Bushing
Part # 65-308

Boat Description/ Length	BALLISTIC MICHIGAN					
	STAINLESS STEEL - E SERIES PROPELLERS					
	Dia.	Rot.	Pitch	Bld #	OEM Part #	Part #
	10-1/8	R	13	3		933013
	10-1/8	R	15	3		933015

Drop-In
Hub
Use XHS®
or XHS II®
Hub Kit
120
OR
220
!

Note: * May interfere with trim tab.

Key to Abbreviations: LL = Light Loads; SB = Sailboat; AL = All Loads; SK = Skiboat; WB = Workboat; HB = Houseboat; CR = Cruisers; HL = Heavy Loads; WD = Weedless

20-60 HORSEPOWER

Non-Thru Hub Exhaust & 14 Tooth / Pin Drive • Will fit Sailor 6-10 HP engines, as required for RPM

20-25 HP.....1979-1981	40 HP.....1992-1994	55 HP ♦♦.....1966-1983
30 HP.....1966-1976	45 HP.....1966-1984	60 HP ♦♦.....1966-1975
35 HP.....1966-1991	50 HP.....1982-1994	

Boat Description/ Length	MATCH MICHIGAN					
	ALUMINUM PROPELLERS					
	Dia.	Rot.	Pitch	Bld #	OEM Part #	Part #
CR, HB, SB	10-3/8	R	10	3	48-819337A40	072014
17'-19' - AL, SK	10-3/8	R	11-1/2	3	48-819336A40	072131
16'-17' - AL, SK	10-3/8	R	12-1/2	3	48-819335A40	072132
14'-16' - AL, SK	10-3/8	R	13-1/2	3	48-819334A40	072133



Rubber
Hub
Bushing
Part # 65-164

FORCE / CHRYSLER /
US MARINE

40-75 HORSEPOWER • 3-1/4" GEARCASE

Thru Hub Exhaust & 13 Tooth Spline

40 HP.....1995-1998	70 HP.....1991-1995	75 HP.....1996-1998
50 HP.....1995-1998		

VORTEX MICHIGAN											
ALUMINUM - D SERIES PROPELLERS											
3-BLADE				LG. DIAMETER 3-BLADE			4-BLADE				
Dia.	Rot.	Pitch	Part #	Dia.	Rot.	Pitch	Part #	Dia.	Rot.	Pitch	Part #
								11-1/2	R	8	992401
				12-1/4	R	9	992601	11-1/2	R	9	992402
				11-3/4	R	10	992602	11-1/2	R	10	992403
10-3/8	R	11	992404	11-5/8	R	11	992603	4-BLADE			
10-3/8	R	12	992405	11-3/8	R	12	992604	10-5/8	R	12	941212
10-3/8	R	13	992406	11-1/8	R	13	992605	10-3/8	R	13	941213
10-3/8	R	14	992407	11-1/4	R	14	992606	10-1/8	R	14	941214
10	R	15	992408					10-1/8	R	15	941215
10	R	16	992409								

Drop-In
Hub
Use XHS®
or XHS II®
Hub Kit
114
OR
214
Refer to
Pages 55-57
for Details
on Hub Kit
Components.

APOLLO MICHIGAN						
STAINLESS STEEL - D SERIES PROPELLERS						
Dia.	Rot.	Pitch	Bld #	OEM Part #	Part #	
10-3/4	R	12	3		993405	
10-1/2	R	13	3		993406	
10-3/8	R	14	3		993407	
10-1/8	R	15	3		993408	

Drop-In
Hub
Use XHS®
or XHS II®
Hub Kit
114
OR
214
Refer to
Pages 55-57
for Details
on Hub Kit
Components.

Boat Description/ Length	MATCH MICHIGAN					
	ALUMINUM PROPELLERS					
	Dia.	Rot.	Pitch	Bld #	OEM Part #	Part #
19' & Up	12-1/2	R	8	3	48-42738A10	032141
19' & Up	12-1/4	R	9	3		032143
17'-19' - AL, SK	11-1/4	R	10	3	48-73132A40	031015
16'-18' - AL, SK	12	R	10-1/2	3	48-42740A10	032142
16'-18' - AL, SK	10-7/8	R	11	3	48-85632A40	031053
15'-17' - AL, SK	10-3/4	R	12	3	48-816702A40	031056
15'-17' - AL, SK	10-5/8	R	12	3	48-73134A40	031016
14'-17' - AL, SK	10-1/2	R	13	3	48-816704A40	031057
14'-17' - AL, SK	10-3/8	R	13	3	48-73136A40	031017
14'-16' - LL	10-3/8	R	14	3	48-816706A40	031058
14'-16' - LL	10-1/4	R	14	3	48-73138A40	031018
13'-15' - LL	10-1/8	R	15	3	48-73140A40	031019
Up to 15'	10	R	17	3	48-73144A40	031020

Rubber
Hub
Bushing
Part # 65-264

BALLISTIC MICHIGAN						
STAINLESS STEEL - D SERIES PROPELLERS						
Dia.	Rot.	Pitch	Bld #	OEM Part #	Part #	
10-1/8	R	13	3		933213	
10-1/8	R	15	3		933215	

Drop-In
Hub
Use XHS®
or XHS II®
Hub Kit
114
OR
214
Refer to
Pages 55-57
for Details
on Hub Kit
Components.

Key to Abbreviations: LL = Light Loads; SB = Sailboat; AL = All Loads; SK = Skiboat; WB = Workboat; HB = Houseboat; CR = Cruisers; HL = Heavy Loads; WD = Weedless

♦♦ Two-piece lower unit.

75-140 HORSEPOWER • SINGLE EXHAUST UNITS ❖ (SEE BELOW)

Non-Thru Hub Exhaust & 15 Tooth Spline

75 HP Std. & Charger1980-1984	105 HP1977-1978; 1982	135 HP1977
85 HP Std. & Charger1978-1989	115 HP Std. & Charger1978-1984	140 HP1978-1984
90 HP1983-1984	120 HP1977	
100 HP1979-1984	125 HP1977; 1982; 1985-1989	

Boat Description/ Length	MATCH MICHIGAN					
	ALUMINUM PROPELLERS					
	Dia.	Rot.	Pitch	Bld #	OEM Part #	Part #
16'-17' - AL, SK	13-1/8	R	15	3	FPS519	072055
14'-16' - AL, SK	13-1/4	R	17	3	FPS623	072107
14'-16' - LL	13	R	19	3	FPS625	072108



Rubber
Hub
Bushing
Part # 65-376

85-150 HORSEPOWER • DUAL EXHAUST UNITS • 4-1/4" GEARCASE (SEE BELOW)

Thru Hub Exhaust & 15 Tooth Spline

85 HP1988-1989	120 HP1990-1994	150 HP1989-1994
90 HP1990-1994	120 HP L-Drive1989-1991	150 HP L-Drive1991
90 HP L-Drive1989-1991	125 HP1988-1989	

VORTEX MICHIGAN				
3-BL ALUMINUM - B SERIES			4-BL ALUMINUM - B SERIES	
Dia.	Rot.	Pitch	Bld #	Part #
14	R	10	3	992109
14	R	11	3	992111
14	R	13	3	992112
13-3/4	R	15	3	992113
13-1/4	R	17	3	992114
13	R	19	3	992115
12-3/4	R	21	3	992116

Drop-In
Hub

Use XHS
II®
Hub Kit

202

Do NOT use
Gearcase
Adapter Ring
supplied with
propeller.



941417

071036

Boat Description/ Length	MATCH MICHIGAN					
	ALUMINUM PROPELLERS					
	Dia.	Rot.	Pitch	Bld #	OEM Part #	Part #
17'-22' - AL, SK	13-1/2	R	15	3	48-FP669-1	* 071035
17'-22' - AL, SK	13-1/2	R	15	3	48-FP692-1	072127
16'-20' - AL, SK	13-1/2	R	17	3	48-FP685-1	* 071036
16'-20' - AL, SK	13-1/2	R	17	3	48-FP685-1	072128

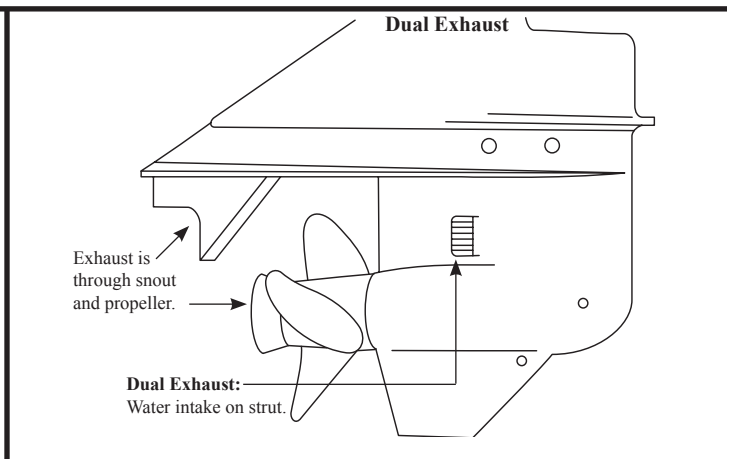
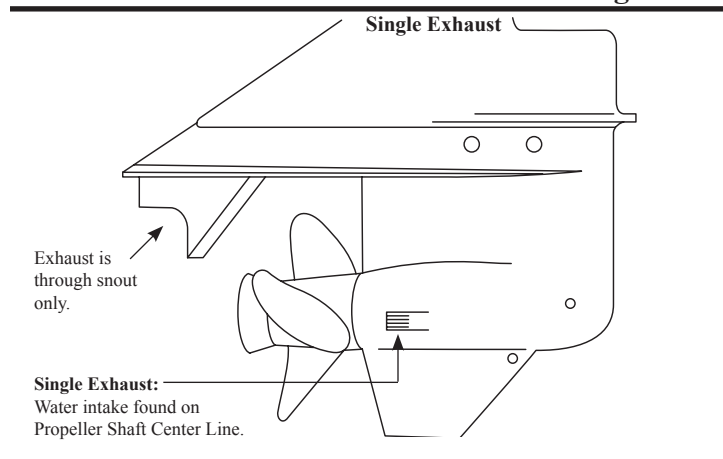
Rubber
Hub
Bushing
Part # 65-262



072128

072127

Single vs. Dual Exhaust



Key to Abbreviations: LL = Light Loads; SB = Sailboat; AL = All Loads; SK = Skiboat; WB = Workboat; HB = Houseboat; CR = Cruisers; HL = Heavy Loads; WD = Weedless

* If currently using uncupped propeller, use cupped propeller having 2" less pitch. Boats with power trim use same pitch.

75-150 HORSEPOWER • USING MERCURY 4-1/4" GEARCASE (SEE BELOW)

Thru Hub Exhaust & 15 Tooth Spline

75 HP ● 1999
 90 HP ● 1995 & Newer
 90 HP L-Drive 1990-1991

120 HP ● 1995 & Newer
 120 HP L-Drive 1990-1991

150 HP 1989-1994
 150 HP L-Drive 1991

VORTEX MICHIGAN						APOLLO MICHIGAN									
3-BL ALUMINUM - B SERIES			4-BL ALUMINUM - B SERIES			STAINLESS STEEL - B SERIES PROPELLERS									
Dia.	Rot.	Pitch	Bld #	Part #	Dia.	Rot.	Pitch	Bld #	Part #	Dia.	Rot.	Pitch	Bld #	OEM Part #	Part #
14	R	10	3	992109											
14	R	11	3	992111	13-7/8	R	11	4	941411						
14	R	13	3	992112	13-7/8	R	13	4	941413						
13-3/4	R	15	3	992113	13-3/8	R	15	4	941415	13-3/8	R	15	3		993143
										13-3/8	L	15	3		993153
13-1/4	R	17	3	992114	13	R	17	4	941417	13-1/4	R	17	3		993144
										13-1/4	L	17	3		993154
13	R	19	3	992115	12-1/2	R	19	4	941419	13-1/8	R	19	3		993145
										13-1/8	L	19	3		993155
12-3/4	R	21	3	992116						13	R	21	3		993146
										13	L	21	3		993156

Boat Description/Length	MATCH MICHIGAN						BALLISTIC MICHIGAN									
	ALUMINUM PROPELLERS						STAINLESS STEEL - B SERIES PROPELLERS									
	Dia.	Rot.	Pitch	Bld #	OEM Part #	Part #	3-BLADE BALLISTIC			3-BLADE BALLISTIC XL						
	Dia.	Rot.	Pitch	Bld #	Part #	Part #	Dia.	Rot.	Pitch	Bld #	Part #	Dia.	Rot.	Pitch	Bld #	Part #
25' & Up - AL	14	R	10	3		031061										
25' & Up	14	R	11	3	48-77338A45	031254										
22' & Up	14	R	13	3	48-77340A45	031055										
19'-24' - AL	13-1/2	R	15	3	48-77342A45	031041	13-5/8	R	15	3	933415					
17'-20' - AL, SK	13-1/4	R	17	3	48-77344A45	031042	13-1/2	R	17	3	933417					
16'-19' - AL	13	R	19	3	48-77346A45	031043	13-3/8	R	19	3	933419					
15'-18' - AL	12-3/4	R	21	3	48-77348A45	031044	13-1/8	R	21	3	933421	13-1/2	R	22	3	* 953422
Up to 17' - LL	12-1/2	R	23	3	48-77350A45	* 031045	13-1/2	R	24	3	* 953424					

Note: * Requires Michigan Wheel high performance trim tab P/N 990404.



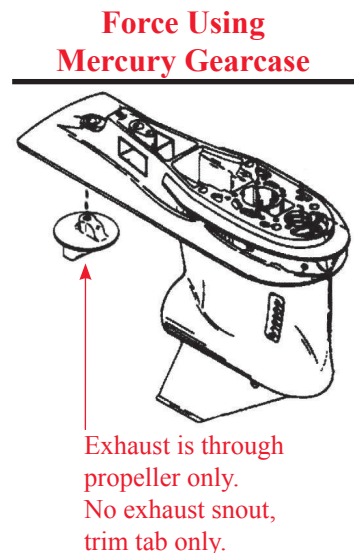
031042



031043



990404



Key to Abbreviations: LL = Light Loads; SB = Sailboat; AL = All Loads; SK = Skiboat; WB = Workboat; HB = Houseboat; CR = Cruisers; HL = Heavy Loads; WD = Weedless

* Limited Inventory Item. ● For all units 1995 & Newer. Requires thrust washer 13191A1.

FORCE / CHRYSLER / US MARINE

7.5-10 HORSEPOWER

Non-Thru Hub Exhaust & Pin Drive

BF 7.51978-1987 BF 8 1987-1999 BF 100 (10 HP)All Years

Boat Description/ Length	MATCH MICHIGAN					
	ALUMINUM PROPELLERS					
	Dia.	Rot.	Pitch	Bld #	OEM Part #	Part #
16' & Up - LL	9-1/4	R	7	3		012102
14'-16' - LL	9	R	9	3	58130-881-840ZA	012109
12'-14' - LL	9	R	10	3		012011
12'-14' - LL	9-1/4	R	11	3		012013



Rubber
Hub
Bushings
Part # 65-079

8-20 HORSEPOWER • 2-1/2" GEARCASE

Thru Hub Exhaust & 8 Tooth Spline

BF 82000 & Newer BF 15 1991 & Newer BF 202003 & Newer
BF 9.91988 & Newer

Boat Description/ Length	MATCH MICHIGAN					
	ALUMINUM PROPELLERS					
	Dia.	Rot.	Pitch	Bld #	OEM Part #	Part #
15'-17' - AL	9-1/4	R	8	3	58130-ZV4-008AH	102003
14'-16' - AL	9-1/4	R	9	3	58130-ZV4-009AH	102004
14'-16' - AL	9-1/4	R	9-3/4	3		102106
Up to 15' - LL	9-1/4	R	10-1/2	3	58130-ZV4-010AH	102005
Up to 15' - LL	9-1/4	R	12	3		102107



Rubber
Hub
Bushings
Part # 65-359

Refer to
Pages 53-54
for Details
on Attachment
Hardware
Components.


25-30 HORSEPOWER • 3" GEARCASE

Thru Hub Exhaust & 10 Tooth Spline • **!** MUST use Gearcase Adapter Ring supplied with propeller.

BF 251994 & Newer BF 30 1995 & Newer

Boat Description/ Length	VORTEX MICHIGAN					
	ALUMINUM - E SERIES PROPELLERS					
	Dia.	Rot.	Pitch	Bld #	OEM Part #	Part #
20' & Up	10-1/2	R	9	3		992501
20' & Up	10-1/2	R	10	3		992502
17'-20' - AL	10-1/2	R	11	3	48-19638A40	992503
15'-18' - AL	10-1/8	R	12	3		992504
13'-15' - LL	10-1/8	R	13	3	48-19640A40	992505
13'-15' - LL	10-1/8	R	14	3		992506

Drop-In
Hub
Use XHS®
or XHS II®
Hub Kit
119
OR
219
!



Boat Description/ Length	MATCH MICHIGAN					
	ALUMINUM PROPELLERS					
	Dia.	Rot.	Pitch	Bld #	OEM Part #	Part #
20' & Up	9-7/8	R	9	3	58130-ZW2-F11AZ	111103
18'-20' - AL	9-7/8	R	10	3	58130-ZW2-F21ZA	111107
17'-20' - AL	9-7/8	R	11	3	58130-ZW2-F31ZA	111105
15'-18' - AL	9-7/8	R	12	3	58130-ZW2-F01ZA	111106
13'-15' - LL	9-7/8	R	13	3	58130-ZW2-F41AZ	111108
Up to 15' - LL						

Rubber
Hub
Bushings
Part # 65-448
Refer to
Pages 53-54
for Details
on Attachment
Hardware
Components.

Boat Description/ Length	BALLISTIC MICHIGAN					
	STAINLESS STEEL - E SERIES PROPELLERS					
	Dia.	Rot.	Pitch	Bld #	OEM Part #	Part #
	10-1/8	R	13	3		933013
	10-1/8	R	15	3		933015

Drop-In
Hub

Use XHS®
or XHS II®
Hub Kit

119
OR
219

!

Note: * May interfere with trim tab.

35-60 HORSEPOWER • 3-1/4" GEARCASE

Thru Hub Exhaust & 13 Tooth Spline

BF 35.....1991-1994
BF 40.....1995 & Newer

BF 45.....1991-1994
BF 50 / 50A.....1995 & Newer

BF 60 / 60A.....2010 & Newer

VORTEX MICHIGAN										Drop-In Hub Use XHS® or XHS II® Hub Kit 113 OR 213 Refer to Pages 55-57 for Details on Hub Kit Components.	APOLLO MICHIGAN							Drop-In Hub Use XHS® or XHS II® Hub Kit 113 OR 213 Refer to Pages 55-57 for Details on Hub Kit Components.	
ALUMINUM - D SERIES PROPELLERS											STAINLESS STEEL - D SERIES PROPELLERS								
3-BLADE				LG. DIAMETER 3-BLADE			4-BLADE				Nearest Equivalent OEM Part #								
Dia.	Rot.	Pitch	Part #	Dia.	Rot.	Pitch	Part #	Dia.	Rot.		Pitch	Part #	Dia.	Rot.	Pitch	Bld #	OEM Part #		Part #
								11-1/2	R		8	992401							
				12-1/4	R	9	992601	11-1/2	R		9	992402							
				11-3/4	R	10	992602	11-1/2	R		10	992403							
10-3/8	R	11	992404	11-5/8	R	11	992603	4-BLADE											
10-3/8	R	12	992405	11-3/8	R	12	992604	10-5/8	R		12	941212	10-3/4	R	12	3	59133-ZV5-012AH		993405
10-3/8	R	13	992406	11-1/8	R	13	992605	10-3/8	R		13	941213	10-1/2	R	13	3	59133-ZV5-013AH		993406
10-3/8	R	14	992407	11-1/4	R	14	992606	10-1/8	R	14	941214	10-3/8	R	14	3	59133-ZV5-014AH	993407		
10	R	15	992408					10-1/8	R	15	941215	10-1/8	R	15	3	59133-ZV5-015AH	993408		
10	R	16	992409																
MATCH MICHIGAN										Rubber Hub Bushing Part # 65-205 Refer to Pages 53-54 for Details on Attachment Hardware Components.	BALLISTIC MICHIGAN							Drop-In Hub Use XHS® or XHS II® Hub Kit 113 OR 213 Refer to Pages 55-57 for Details on Hub Kit Components.	
ALUMINUM PROPELLERS											STAINLESS STEEL - D SERIES PROPELLERS								
Boat Description/ Length	Dia.	Rot.	Pitch	Bld #	OEM Part #	Part #	Dia.	Rot.	Pitch		Bld #	OEM Part #	Part #						
Pontoon	12-1/4	R	9	3	59130-ZV5-009AH	032046													
17' & Up - AL, SK	11-3/4	R	10	3	59130-ZV5-860ZA	032045													
16'-18' - AL, SK	11-5/8	R	11	3	59130-ZV5-011AH	032044													
15'-17' - CUPPED	10-5/8	R	12	3		031074													
15'-17' - AL, SK	11-3/8	R	12	3	59130-ZV5-012AH	032043													
14'-17' - CUPPED	10-3/8	R	13	3		031075													
14'-17' - AL, SK	11-1/8	R	13	3	59130-ZV5-013AH	032042	10-1/8	R	13		3		933213						
14'-16' - CUPPED	10-1/4	R	14	3		031076													
14'-16' - AL, SK	11-1/4	R	14	3	59130-ZV5-014AH	032041													
13'-15' - AL, SK	11	R	15	3	59130-ZV5-015AH	032040	10-1/8	R	15	3		933215							

HONDA



032046



031074



Key to Abbreviations: LL = Light Loads; SB = Sailboat; AL = All Loads; SK = Skiboat; WB = Workboat; HB = Houseboat; CR = Cruisers; HL = Heavy Loads; WD = Weedless

60-130 HORSEPOWER • 4-1/4" GEARCASE

Thru Hub Exhaust & 15 Tooth Spline

BFP 60.....2010 & Newer
BF 75.....1995 & Newer

BF 90.....1995 & Newer
BF 100.....2016 & Newer

BF 115.....1998-2010
BF 130.....1998-2004

VORTEX
MICHIGAN

APOLLO
MICHIGAN

3-BL ALUMINUM - B SERIES					4-BL ALUMINUM - B SERIES				
Dia.	Rot.	Pitch	Bld #	Part #	Dia.	Rot.	Pitch	Bld #	Part #
14	R	10	3	992109					
14	R	11	3	992111	13-7/8	R	11	4	941411
14	R	13	3	992112	13-7/8	R	13	4	941413
13-3/4	R	15	3	992113	13-3/8	R	15	4	941415
13-1/4	R	17	3	992114	13	R	17	4	941417
13	R	19	3	992115	12-1/2	R	19	4	941419
12-3/4	R	21	3	992116					

Drop-In Hub

Use XHS II® Hub Kit
202 / 207

USE Gearcase Adapter Ring supplied with propeller.

Refer to Pages 55-57 for Details on Hub Kit Components.

STAINLESS STEEL - B SERIES PROPELLERS					
Dia.	Rot.	Pitch	Bld #	OEM Part #	Part #
13-3/8	R	15	3	58133-ZW1-A15P	993143
13-3/8	L	15	3		993153
13-1/4	R	17	3		993144
13-1/4	L	17	3		993154
13-1/8	R	19	3		993145
13-1/8	L	19	3		993155
13	R	21	3		993146
13	L	21	3		993156

Drop-In Hub

Use XHS II® Hub Kit
202 / 207

USE Gearcase Adapter Ring supplied with propeller.

Refer to Pages 55-57 for Details on Hub Kit Components.

MATCH
MICHIGAN

BALLISTIC
MICHIGAN

Boat Description/Length	ALUMINUM PROPELLERS					
	Dia.	Rot.	Pitch	Bld #	OEM Part #	Part #
25' & Up - AL	14	R	10	3		031061
25' & Up	14	R	11	3	58130-ZW1-011AH	031254
22' & Up	14	R	13	3	58130-ZW1-013AH	031055
19'-24' - AL	13-3/4	R	15	3	58130-ZW1-015AH	031041
17'-20' - AL, SK	13-1/4	R	17	3	58130-ZW1-017AH	031042
16'-19' - AL	13	R	19	3	58130-ZW1-019AH	031043
15'-18' - AL	12-3/4	R	21	3	58130-ZW1-021AH	031044
Up to 17' - LL	12-1/2	R	23	3	58130-ZW1-W512A	⊗ 031045

Rubber Hub Bushing
Part # 65-444

Refer to Pages 53-54 for Details on Attachment Hardware Components.

STAINLESS STEEL - B SERIES PROPELLERS									
3-BLADE BALLISTIC					3-BLADE BALLISTIC XL				
Dia.	Rot.	Pitch	Bld #	Part #	Dia.	Rot.	Pitch	Bld #	Part #
13-5/8	R	15	3	⊗ 933415					
13-1/2	R	17	3	⊗ 933417					
13-3/8	R	19	3	⊗ 933419					
13-1/8	R	21	3	⊗ 933421	13-1/2	R	22	3	⊗ 953422
					13-1/2	R	24	3	⊗ 953424

Drop-In Hub

Use XHS II® Hub Kit
202 / 207

USE Gearcase Adapter Ring supplied with propeller.

Refer to Pages 55-57 for Details on Hub Kit Components.

⊗ May interfere with trim tab.

Note: For BF 75 & BF 90 HP 1995-1998 engine applications use XHS II® (Drop-In Hub) Kit #202.
For BF 75 & BF 90 HP 1999 & Newer engine applications use XHS II® (Drop-In Hub) Kit #207.
For BFP 60, BF 115 & BF 130 HP 1998 & Newer engine applications use XHS II® (Drop-In Hub) Kit #207.



031042



031043



Key to Abbreviations: LL = Light Loads; SB = Sailboat; AL = All Loads; SK = Skiboat; WB = Workboat; HB = Houseboat; CR = Cruisers; HL = Heavy Loads; WD = Weedless

⊗ Limited Inventory Item.

115-250 HORSEPOWER • 4-3/4" GEARCASE

Thru Hub Exhaust & 15 Tooth Spline

BF 115.....2011 & Newer
BF 135.....2004 & Newer

BF 150.....2004 & Newer
BF 200.....2002 & Newer

BF 225.....2002 & Newer
BF 250.....2012 & Newer

VORTEX
MICHIGAN

APOLLO
MICHIGAN

3-BL ALUMINUM - A SERIES					4-BL ALUMINUM - A SERIES				
Dia.	Rot.	Pitch	Bld #	Part #	Dia.	Rot.	Pitch	Bld #	Part #
16	R	13	3	992001					
15-1/4	R	15	3	992002					
16	R	16	3	931516					
15	R	17	3	992003	15	R	16	4	992202
14-1/2	R	19	3	992004	14-1/2	R	18	4	992203
14-1/4	R	21	3	992005	14	R	20	4	992204
14	R	23	3	992006					

Drop-In Hub

Use XHS II® Hub Kit

207

Refer to Pages 55-57 for Details on Hub Kit Components.

STD. 3-BLADE A SERIES				LG DIA. 3-BLADE A SERIES				4-BLADE A SERIES			
Dia.	Rot.	Pitch	Part #	Dia.	Rot.	Pitch	Part #	Dia.	Rot.	Pitch	Part #
14-3/8	R	15	993042								
14-3/8	L	15	993052								
14-1/4	R	17	993043	15-1/2	R	17	993023	14-5/8	R	16	993203
14-1/4	L	17	993053	15-1/2	L	17	993033	14-5/8	L	16	993213
14-1/8	R	19	993044	15-1/4	R	19	993024	14-3/8	R	18	993204
14-1/8	L	19	993054	15-1/4	L	19	993034	14-3/8	L	18	993214
14	R	21	993045	14-3/4	R	21	993025	14-1/8	R	20	993205
14	L	21	993055	14-3/4	L	21	993035	14-1/8	L	20	993215
13-7/8	R	23	993046	14-5/8	R	23	993026	14	R	22	993206
13-7/8	L	23	993056	14-5/8	L	23	993036	14	L	22	993216

Drop-In Hub

Use XHS II® Hub Kit

207

Refer to Pages 55-57 for Details on Hub Kit Components.

MATCH
MICHIGAN

BALLISTIC
MICHIGAN

Boat Description/ Length	ALUMINUM PROPELLERS					
	Dia.	Rot.	Pitch	Bld #	OEM Part #	Part #
CR, HB	16	R	13	3	58130-ZY3-013A	031513
21'-24' - AL	15-1/4	R	15	3	58130-ZY3-015A	031023
20'-23' - AL, SK	16	R	16	3		031516
19'-23' - AL, SK	14-1/2	R	17	3		031024
19'-23' - AL, SK	15	R	17	3	58130-ZY3-017A	031064
19'-22' - AL, SK	15-1/2	R	18	3		031052
18'-22' - AL, SK	14	R	19	3		031025
18'-22' - AL, SK	14-1/2	R	19	3	58130-ZY3-019A	031065
18'-20' - AL, SK	13-3/4	R	21	3		031026
18'-20' - AL, SK	14-1/4	R	21	3	58130-ZY3-021A	031066
17'-20' - AL, SK						
17'-20' - AL, SK						
Up to 18'						
High Performance						
High Performance						
High Perf. (EFI)						
High Performance						
High Performance						
High Perf. (EFI)						

Rubber Hub Bushing
Part # 65-322

Refer to Pages 53-54 for Details on Attachment Hardware Components.

STAINLESS STEEL - A SERIES PROPELLERS									
3-BLADE BALLISTIC					3-BLADE BALLISTIC XL				
Dia.	Rot.	Pitch	Bld #	Part #	Dia.	Rot.	Pitch	Bld #	Part #
14-7/8	R	15	3	933515					
14-3/4	R	17	3	933517					
14-3/4	L	17	3	937517					
14-1/2	R	19	3	933519					
14-1/2	L	19	3	937519					
14-3/8	R	21	3	933521					
14-3/8	L	21	3	937521					
14-1/4	R	23	3	933523					
14-1/4	L	23	3	937523					
14-1/4	R	25	3	933525					
					14-3/4	R	22	3	953522
					14-3/4	R	24	3	953524
					14-3/4	R	26	3	953526
					4-BLADE BALLISTIC XL				
					14-1/8	R	23	4	963523
					14-1/8	R	25	4	963525
					14-1/8	R	27	4	963527

Drop-In Hub

Use XHS II® Hub Kit

207

Refer to Pages 55-57 for Details on Hub Kit Components.



4-6 HORSEPOWER

Thru Hub Exhaust & 12 Tooth Spline

4 HP 4-Stroke 1999 & Newer 5 HP 2-Stroke 1987 & Newer 6 HP 4-Stroke 1999 & Newer
 4 HP 2-Stroke 1987 & Newer

		MATCH MICHIGAN					
		ALUMINUM PROPELLERS					
Boat Description/ Length		Dia.	Rot.	Pitch	Bld #	OEM Part #	Part #
Std. Replacement		7-7/8	R	8	3	48-812950A02	032055

* Standard replacement for 4-Stroke models.



032055

Rubber
Hub
Bushing
Part # 65-531

4-10 HORSEPOWER

Thru Hub Exhaust & 8 Tooth Spline

4 HP (Model 40) 1973-1975 7.5 HP (Model 75 / Model 7.5) 1968-1978 9.8 HP (Model 110 / Model 9.8)... 1968-1985
 4.5 HP (Model 45 / Model 4.5) 1973-1981

		MATCH MICHIGAN					
		ALUMINUM PROPELLERS					
Boat Description/ Length		Dia.	Rot.	Pitch	Bld #	OEM Part #	Part #
Standard Replacement		9	R	9	2	48-47922A10	032021
14'-16' - AL		9	R	7	3	48-47670A10	032020

032021



032020

Rubber
Hub
Bushing
Part # 65-185

6-15 HORSEPOWER • 2-1/2" GEARCASE

Thru Hub Exhaust & 8 Tooth Spline

6 HP 2-Stroke (Includes Merc 6) 1986-2002 9.9 HP 4-Stroke (Not Bigfoot) 1995-2004 15 HP 2-Stroke 1989-2005
 8 HP 2-Stroke (Includes Merc 8) 1986-2005 10 HP 1995 & Newer 15 HP 4-Stroke 1999-2006
 8 HP 4-Stroke (Not Bigfoot) 1995-2004 10 HP (Sea Pro/Marathon) 1995-2001
 9.9 HP 2-Stroke (Includes Merc 9.9) 1986-2005 15 HP (Sea Pro/Marathon) 1995-2001

		MATCH MICHIGAN					
		ALUMINUM PROPELLERS					
Boat Description/ Length		Dia.	Rot.	Pitch	Bld #	OEM Part #	Part #
15'-20' - AL		9-1/4	R	7	3	48-828152A12	032056
14'-20' - AL		9	R	8	3	48-828154A12	032053
14'-19' - AL		9	R	9	3	48-828156A12	032052
14'-16' - AL		9	R	10-1/2	3	48-828158A12	⊗ 032050

032056



Rubber
Hub
Bushing
Part # 65-429

8-9.9 HORSEPOWER (4-STROKE) • 2-1/2" GEARCASE

Thru Hub Exhaust & 12 Tooth Spline

8 HP 4-Stroke (Non Bigfoot) 2005 & Newer 9.9 HP 4-Stroke (Not Bigfoot) 2005 & Newer

		MATCH MICHIGAN					
		ALUMINUM PROPELLERS					
Boat Description/ Length		Dia.	Rot.	Pitch	Bld #	OEM Part #	Part #
14'-17' - AL		8-1/2	R	7	3	48-897614A10	142102
13'-16' - AL		8-1/2	R	8	3	48-897618A10	142103

142103





Rubber
Hub
Bushing
Part # 65-531

MERCURY /
MARINER / SEA RAY

9.9-25 HORSEPOWER • 3" GEARCASE

Thru Hub Exhaust & 10 Tooth Spline • **!** **MUST use Gearcase Adapter Ring supplied with propeller.**

9.9 HP 4-Stroke Bigfoot/Sail1999-2005	20 HP 2-Stroke (Mercury®) 1986-2002	25 HP 2-Stroke (Mariner®)1985 & Newer
15 HP 4-Stroke Bigfoot/Sail1999-2005	25 HP 2-Stroke (Mercury®) 1980-2005	25 HP (Sea Pro/Marathon).....All Years
18 HP (Mercury®)1980-1985		


Boat Description/ Length	VORTEX MICHIGAN						Drop-In Hub Use XHS® or XHS II® Hub Kit 120 OR 220 !	 991244 - Gearcase Adapter Rings 992504 Vortex® XHS® Aluminum Propeller	 031048  031049
	ALUMINUM - E SERIES PROPELLERS								
	Dia.	Rot.	Pitch	Bld #	OEM Part #	Part #			
HB, SB	10-1/2	R	9	3		992501			
19' & Up	10-1/2	R	10	3		992502			
15'-19'	10-1/2	R	11	3	48-19638A40	992503			
13'-17'	10-1/8	R	12	3	48-19639A40	992504			
13'-17'	10-1/8	R	13	3	48-19640A40	992505			
Up to 14'	10-1/8	R	14	3		992506			

Boat Description/ Length	MATCH MICHIGAN						Rubber Hub Bushing Part # 65-308	BALLISTIC MICHIGAN						Drop-In Hub Use XHS® or XHS II® Hub Kit 120 OR 220 !	
	ALUMINUM PROPELLERS							STAINLESS STEEL - E SERIES PROPELLERS							
	Dia.	Rot.	Pitch	Bld #	OEM Part #	Part #		Dia.	Rot.	Pitch	Bld #	OEM Part #	Part #		
15'-19'	10-3/8	R	11	3	48-19638A40	031049									
13'-17'	10-3/8	R	13	3	48-19640A40	031048		10-1/8	R	13	3	48-19644A5	933013		
Up to 14'								10-1/8	R	15	3		933015		

9.9-20 HORSEPOWER

Thru Hub Exhaust & 14 Tooth Spline


9.9 HP Bigfoot2005-2013	15 HP 4-Stroke2007 & Newer	20 HP 4-Stroke2007 & Newer
9.9 HP Command Thrust.....2016 & Newer		

Boat Description/ Length	MATCH MICHIGAN						 142206	142204 Standard Replacement for: • 15 HP 4-Stroke 142205 Standard Replacement for: • 20 HP 4-Stroke	Rubber Hub Bushing Part # 65-369
	ALUMINUM PROPELLERS								
	Dia.	Rot.	Pitch	Bld #	OEM Part #	Part #			
15'-19' - AL	9-1/4	R	8	3	48-897748A11	142203			
Standard Replacement	9-1/4	R	9	3	48-897750A11	*142204			
Standard Replacement	9-1/4	R	10	3	48-897752A11	*142205			
Up to 16' - LL	9-1/4	R	11	3	48-897754A11	142206			
Up to 16' - LL	9-1/4	R	12	3		142207			

20 HORSEPOWER

Thru Hub Exhaust & 8 Tooth Spline

20 HP (Includes Merc 20 / Merc 200)1963-1981

Boat Description/ Length	MATCH MICHIGAN						 032136	Rubber Hub Bushing Part # 65-101
	ALUMINUM PROPELLERS							
	Dia.	Rot.	Pitch	Bld #	OEM Part #	Part #		
Standard Replacement	9-7/8	R	11	2	48-33480A1	032135		
14'-16' - AL	10	R	9	3	48-86962A4	032136		

MERCURY /
MARINER / SEA RAY

15-25 HORSEPOWER • MARINER

Non-Thru Hub Exhaust & Pin Drive

15 HP.....1976-1981 W15 1977-1985 25 HP 1977-1979
 15A.....1979-1982 20 HP..... 1976-1979

Boat Description/ Length	MATCH MICHIGAN					
	ALUMINUM PROPELLERS					
	Dia.	Rot.	Pitch	Bld #	OEM Part #	Part #
HB, SB	9-1/4	R	7	3	48-96628	012102
12'-14' - HL	9	R	9	3		012109
12'-14' - HL	9	R	10	3	48-96625	012011
12'-14' - LL	9-1/4	R	11	3	48-96623	012013



Rubber
Hub
Bushing
Part # 65-079

25-30 HORSEPOWER • MARINER • 3" GEARCASE

Thru Hub Exhaust & 10 Tooth Spline

25 HP.....1980-1984 28 HP 1976-1979 30 HP 1979-1990

Boat Description/ Length	MATCH MICHIGAN					
	ALUMINUM PROPELLERS					
	Dia.	Rot.	Pitch	Bld #	OEM Part #	Part #
16'-18' - AL, SK	9-7/8	R	9	3	48-81647	022001
14'-17' - AL, SK	9-7/8	R	10-1/2	3	48-81649	022002
13'-16' - LL	9-7/8	R	11-1/4	3		022004
13'-16' - LL	9-7/8	R	12	3	48-82826	022003
Up to 13' - LL	9-7/8	R	13	3		022005
Up to 13' - LL	9-7/8	R	14	3		022006



Rubber
Hub
Bushing
Part # 65-265


25-30 HORSEPOWER 4-STROKE • MERCURY • 3" GEARCASE

Thru Hub Exhaust & 10 Tooth Spline • **!** MUST use Gearcase Adapter Ring supplied with propeller.

25 HP 4-Stroke (Not Bigfoot).....2006 & Newer 30 HP 4-Stroke (Not Bigfoot)2006 & Newer

Boat Description/ Length	VORTEX MICHIGAN					
	ALUMINUM - E SERIES PROPELLERS					
	Dia.	Rot.	Pitch	Bld #	OEM Part #	Part #
16'-20' - AL	10-1/2	R	9	3		992501
14'-18' - AL	10-1/2	R	10	3		992502
14'-18' - AL	10-1/2	R	11	3		992503
14'-18' - AL	10-1/8	R	12	3		992504
12'-16' - AL	10-1/8	R	13	3		992505
12'-16' - AL	10-1/8	R	14	3		992506

Drop-In
Hub
Use XHS®
or XHS II®
Hub Kit
122
OR
222
!



Boat Description/ Length	MATCH MICHIGAN					
	ALUMINUM PROPELLERS					
	Dia.	Rot.	Pitch	Bld #	OEM Part #	Part #
16'-20' - AL	9-7/8	R	9	3	48-896892A40	141304
16'-20' - AL	9-7/8	R	10	3		141307
14'-18' - AL	9-7/8	R	11	3	48-896896A40	141305
12'-16' - AL	9-7/8	R	12	3		141308
12'-16' - AL	9-7/8	R	13	3	48-896900A40	141306
Up to 16' - LL	9-7/8	R	14	3		142309

Rubber
Hub
Bushing
Part # 65-370



40-65 HORSEPOWER • 3-1/4" GEARCASE

Thru Hub Exhaust & 13 Tooth Spline

40 HP (Model 402)1974-1976
50 HP (Model 500)1974-1976

60 HP (Mariner®).....1976

65 HP (Model 650) 1972-1976

VORTEX MICHIGAN								APOLLO MICHIGAN						
ALUMINUM - D SERIES PROPELLERS								STAINLESS STEEL - D SERIES PROPELLERS						
3-BLADE			LG. DIAMETER 3-BLADE			4-BLADE			Drop-In Hub					
Dia.	Rot.	Pitch	Part #	Dia.	Rot.	Pitch	Part #	Dia.	Rot.	Pitch	Bld #	OEM Part #	Part #	Drop-In Hub
														Use XHS® or XHS II® Hub Kit
				12-1/4	R	9	992601	11-1/2	R	8	8			114 OR 214
				11-3/4	R	10	992602	11-1/2	R	9	9			114 OR 214
				11-1/2	R	10	992403	11-1/2	R	10	10			114 OR 214
10-3/8	R	11	992404	11-5/8	R	11	992603	4-BLADE						Refer to Pages 55-57 for Details on Hub Kit Components.
10-3/8	R	12	992405	11-3/8	R	12	992604	10-5/8	R	12	12		993405	Refer to Pages 55-57 for Details on Hub Kit Components.
10-3/8	R	13	992406	11-1/8	R	13	992605	10-3/8	R	13	13		993406	Refer to Pages 55-57 for Details on Hub Kit Components.
10-3/8	R	14	992407	11-1/4	R	14	992606	10-1/8	R	14	14		993407	Refer to Pages 55-57 for Details on Hub Kit Components.
10	R	15	992408					10-1/8	R	15	15		993408	Refer to Pages 55-57 for Details on Hub Kit Components.
10	R	16	992409											
MATCH MICHIGAN								BALLISTIC MICHIGAN						
ALUMINUM PROPELLERS								STAINLESS STEEL - D SERIES PROPELLERS						
Boat Description/ Length	Dia.	Rot.	Pitch	Bld #	OEM Part #	Part #		Dia.	Rot.	Pitch	Bld #	OEM Part #	Part #	Drop-In Hub
19'-22' - AL	12-1/4	R	9	3		032046								Use XHS® or XHS II® Hub Kit
19'-22' - AL	11-3/4	R	10	3	48-61812A1	032045								114 OR 214
17'-19' - AL, SK	11-5/8	R	11	3	48-61814A1	032044								114 OR 214
16'-17' - CUPPED	10-5/8	R	12	3		031074								Refer to Pages 55-57 for Details on Hub Kit Components.
16'-17' - AL, SK	11-3/8	R	12	3	48-61816A1	032043								Refer to Pages 55-57 for Details on Hub Kit Components.
14'-16' - CUPPED	10-3/8	R	13	3		031075								Refer to Pages 55-57 for Details on Hub Kit Components.
14'-16' - LL	11-1/8	R	13	3	48-61818A1	032042		10-1/8	R	13	3		933213	Refer to Pages 55-57 for Details on Hub Kit Components.
12'-14' - CUPPED	10-1/4	R	14	3		031076								
12'-14' - LL	11-1/4	R	14	3	48-61820A1	032041								
12'-14' - LL	11	R	15	3	48-61822A1	032040		10-1/8	R	15	3		933215	

Drop-In Hub
Use XHS® or XHS II® Hub Kit
114 OR 214
Refer to Pages 55-57 for Details on Hub Kit Components.

Rubber Hub Bushing
Part # 65-205
Use OEM Fwd Washer 65758
Aft Washer 62124

Drop-In Hub
Use XHS® or XHS II® Hub Kit
114 OR 214
Refer to Pages 55-57 for Details on Hub Kit Components.

Drop-In Hub
Use XHS® or XHS II® Hub Kit
114 OR 214
Refer to Pages 55-57 for Details on Hub Kit Components.

MERCURY / MARINER / SEA RAY



032046



031074



990407



Key to Abbreviations: LL = Light Loads; SB = Sailboat; AL = All Loads; SK = Skiboat; WB = Workboat; HB = Houseboat; CR = Cruisers; HL = Heavy Loads; WD = Weedless

25-70 HORSEPOWER • 3-1/4" GEARCASE

Thru Hub Exhaust & 13 Tooth Spline

25 HP 4-Stroke/Bigfoot1999-2005
 30 HP 2-Stroke1994-2002
 30 HP 4-Stroke1999-2005
 30 HP (Sea Pro/Marathon) 1994 & Newer
 35 HP1984-1989
 40 HP 2-Stroke (Includes Model 402) 1977 & Newer

40 HP 4-Stroke (Not Bigfoot)1997 & Newer
 40 HP (Sea Pro/Marathon) 1977 & Newer
 45 HP 1986-1989
 48 HP (Mariner®)All Years
 50 HP 2-Stroke (Includes Model 500) ..1977 & Newer

50 HP 4-Stroke (Not Bigfoot) 1995 & Newer
 55 HP (Mercury/Sea Pro/Marathon) 1995 & Newer
 60 HP 2-Stroke1978 & Newer
 60 HP 4-Stroke (Not Bigfoot)2001 & Newer
 70 HP (Includes Model 700)Thru 1983

VORTEX
MICHIGAN

ALUMINUM - D SERIES PROPELLERS

3-BLADE				LG. DIAMETER 3-BLADE				4-BLADE			
Dia.	Rot.	Pitch	Part #	Dia.	Rot.	Pitch	Part #	Dia.	Rot.	Pitch	Part #
								11-1/2	R	8	992401
				12-1/4	R	9	992601	11-1/2	R	9	992402
				11-3/4	R	10	992602	11-1/2	R	10	992403
10-3/8	R	11	992404	11-5/8	R	11	992603	4-BLADE			
10-3/8	R	12	992405	11-3/8	R	12	992604	10-5/8	R	12	941212
10-3/8	R	13	992406	11-1/8	R	13	992605	10-3/8	R	13	941213
10-3/8	R	14	992407	11-1/4	R	14	992606	10-1/8	R	14	941214
10	R	15	992408					10-1/8	R	15	941215
10	R	16	992409								

Drop-In Hub
 Use XHS® or XHS II® Hub Kit
114
 OR
214
 Refer to Pages 55-57 for Details on Hub Kit Components.

APOLLO
MICHIGAN

STAINLESS STEEL - D SERIES PROPELLERS

Dia.	Rot.	Pitch	Bld #	OEM Part #	Part #
10-3/4	R	12	3	48-855856A5	993405
10-1/2	R	13	3	48-855858A5	993406
10-3/8	R	14	3	48-855860A5	993407
10-1/8	R	15	3	48-855862A5	993408

Drop-In Hub
 Use XHS® or XHS II® Hub Kit
114
 OR
214
 Refer to Pages 55-57 for Details on Hub Kit Components.

MATCH
MICHIGAN

ALUMINUM PROPELLERS

Boat Description/ Length	Dia.	Rot.	Pitch	Bld #	OEM Part #	Part #
19' & Up	12-1/2	R	8	3	48-42738A10	• 032141
19' & Up	12-1/4	R	9	3		• 032143
17'-19' - AL, SK	11-1/4	R	10	3	48-73132A40	• 031015
16'-18' - AL, SK	12	R	10-1/2	3	48-42740A10	• 032142
16'-18' - AL, SK	10-7/8	R	11	3	48-85632A40	• 031053
15'-17' - AL, SK	10-3/4	R	12	3	48-816702A40	• 031056
15'-17' - AL, SK	10-5/8	R	12	3	48-73134A40	• 031016
14'-17' - AL, SK	10-1/2	R	13	3	48-816704A40	• 031057
14'-17' - AL, SK	10-3/8	R	13	3	48-73136A40	• 031017
14'-16' - LL	10-3/8	R	14	3	48-816706A40	• 031058
14'-16' - LL	10-1/4	R	14	3	48-73138A40	• 031018
13'-15' - LL	10-1/8	R	15	3	48-73140A40	• 031019
Up to 15'	10	R	17	3	48-73144A40	• 031020

Rubber Hub Bushing
 Part # 65-264
 When Replacing Mercury Reflex Hub with Michigan Match propeller, OEM Thrust Washer P/N 73345A1 Is Required

BALLISTIC
MICHIGAN

STAINLESS STEEL - D SERIES PROPELLERS

Dia.	Rot.	Pitch	Bld #	OEM Part #	Part #
10-1/8	R	13	3		933213
10-1/8	R	15	3		933215

Drop-In Hub
 Use XHS® or XHS II® Hub Kit
114
 OR
214
 Refer to Pages 55-57 for Details on Hub Kit Components.

Note: Mercury® Reflex® Hub System is not compatible with Michigan Wheel XHS Hub Systems.
 ♦ When replacing Mercury® Reflex® Hub System with Michigan Match propeller, Michigan Forward Thrust Washer P/N 990407 is required.

MERCURY / MARINER / SEA RAY

40-140 HORSEPOWER • 4-1/4" GEARCASE

Thru Hub Exhaust & 15 Tooth Spline

40 & 50 HP 4-Stroke / Bigfoot All Years
40 HP Command Thrust2014 & Newer
40 HP Sea Pro 4-Stroke2016 & Newer
50 HP Command Thrust2014 & Newer
60 HP 4-Stroke / Bigfoot1995 & Newer
60 HP (Sea Pro/Marathon)1995 & Newer
60 HP Command Thrust2014 & Newer
60 HP Sea Pro 4-Stroke2016 & Newer
65 HP (Model 650 - 2 Cyl.)Thru 1971
65 HP (Model 650 - 4 Cyl.)1961-1970
70 HP1987-1989

75 HP (Sea Pro/Marathon) All Years
75 HP 2-Stroke 1984-2005
75 HP 4-Stroke2001 & Newer
80 HP 1978-1989
80 HP (Mariner®)1978-1983
80 HP (Model 800; 2 & 4 Cyl.) Thru 1977
80 HP (Yamaha®)1977-1983
85 HP (Model 850; 2 & 4 Cyl.)Thru 1977
90 HP (Yamaha®)1978-1983
90 HP 2-Stroke1978 & Newer
90 HP 4-Stroke*2001 & Newer

100 HP1988 & Newer
115 HP (Yamaha®)1978-1983
115 HP1978 & Newer
115 HP 4-Stroke*2001 & Newer
125 HP1994 & Newer
140 HP (Includes Sea Pro/Offshore)1978-1981
140 HP (Yamaha®)1978-1979
Models 900-1150-1500Thru 1977

Includes EFI, OptiMax, Pro XS engines.
*Does not include Command Thrust model.

VORTEX MICHIGAN

3-BL ALUMINUM - B SERIES					4-BL ALUMINUM - B SERIES				
Dia.	Rot.	Pitch	Bld #	Part #	Dia.	Rot.	Pitch	Bld #	Part #
14	R	10	3	992109					
14	R	11	3	992111	13-7/8	R	11	4	941411
14	R	13	3	992112	13-7/8	R	13	4	941413
13-3/4	R	15	3	992113	13-3/8	R	15	4	941415
13-1/4	R	17	3	992114	13	R	17	4	941417
13	R	19	3	992115	12-1/2	R	19	4	941419
12-3/4	R	21	3	992116					

Drop-In Hub
Use XHS II® Hub Kit
202

USE Gearcase Adapter Ring supplied with propeller.
Refer to Pages 55-57 for Details on Hub Kit Components.

APOLLO MICHIGAN

STAINLESS STEEL - B SERIES PROPELLERS					
Dia.	Rot.	Pitch	Bld #	OEM Part #	Part #
13-3/8	R	15	3		993143
13-3/8	L	15	3		993153
13-1/4	R	17	3		993144
13-1/4	L	17	3		993154
13-1/8	R	19	3		993145
13-1/8	L	19	3		993155
13	R	21	3		993146
13	L	21	3		993156

Drop-In Hub
Use XHS II® Hub Kit
202

USE Gearcase Adapter Ring supplied with propeller.
Refer to Pages 55-57 for Details on Hub Kit Components.

MATCH MICHIGAN

Boat Description/ Length	ALUMINUM PROPELLERS					
	Dia.	Rot.	Pitch	Bld #	OEM Part #	Part #
25' & Up - AL	14	R	10	3	48-854342A45	031061
25' & Up	14	R	11	3	48-77338A45	031254
22' & Up	14	R	13	3	48-77340A45	031055
19'-24' - AL	13-3/4	R	15	3	48-77342A45	031041
17'-20' - AL, SK	13-1/4	R	17	3	48-77344A45	031042
16'-19' - AL	13	R	19	3	48-77346A45	031043
15'-18' - AL	12-3/4	R	21	3	48-77348A45	031044
High Performance	12-1/2	R	23	3	48-77350A45	9931045
High Performance						

Rubber Hub Bushing
Part # 65-444

Use MWM Fwd Washer 990332 or MWM Kit 9660-1 (Fwd Washer, Tab Washer, Propeller Nut)
See Page 27 for details.

BALLISTIC MICHIGAN

STAINLESS STEEL - B SERIES PROPELLERS									
3-BLADE BALLISTIC					3-BLADE BALLISTIC XL				
Dia.	Rot.	Pitch	Bld #	Part #	Dia.	Rot.	Pitch	Bld #	Part #
13-5/8	R	15	3	933415					
13-1/2	R	17	3	933417					
13-3/8	R	19	3	933419					
13-1/8	R	21	3	933421					
					13-1/2	R	22	3	953422
					13-1/2	R	24	3	953424

Drop-In Hub
Use XHS II® Hub Kit
202

USE Gearcase Adapter Ring supplied with propeller.
Refer to Pages 55-57 for Details on Hub Kit Components.

Note: * Replace standard trim tab with Michigan Wheel trim tab P/N 990404.



"...We have had great success with the Ballistic on 22' pontoons with 115 HP 4-Stroke motors. The pontoon boat is faster than a 22' TriToon with a 150 HP 4-Stroke and a stock propeller. Check it out!"
- Lake Keowee Marina
Seneca, SC



Key to Abbreviations: LL = Light Loads; SB = Sailboat; AL = All Loads; SK = Skiboat; WB = Workboat; HB = Houseboat; CR = Cruisers; HL = Heavy Loads; WD = Weedless

* Limited Inventory Item.

90-300 HORSEPOWER • V-6 (4-3/4") GEARCASE

Thru Hub Exhaust & 15 Tooth Spline

90 HP Command Thrust.....2014 & Newer
 115 HP Command Thrust.....2014 & Newer
 135 HP.....1987 & Newer
 150 HP.....1978 & Newer
 Add 4" Pitch for Twin Motors
 Includes DFI, EFI, Magnum, Offshore,
 Optimax, Sea Pro XRI, Marathon & Verado.

150 HP (Yamaha®).....1979-1983
 175 HP.....1978 & Newer
 175 HP (Yamaha®).....1978-1979
 200 HP.....1978 & Newer
 220 HP.....1987-1988
 225 HP.....1980 & Newer
 225 HP (Sea Pro/Marathon).....All Years

250 HP.....1994 & Newer
 275 HP.....1990-1994
 300 HP.....1983; 1999 & Newer
 3.4 Litre.....1984-1986

*For engines 300 HP or higher, use "High Horsepower Sleeve" (P/N 991372). See Page 48 for more details.

VORTEX MICHIGAN

APOLLO MICHIGAN

3-BL ALUMINUM - A SERIES					4-BL ALUMINUM - A SERIES			
Dia.	Rot.	Pitch	Bld #	Part #	Dia.	Rot.	Pitch	Part #
16	R	13	3	992001				
15-1/4	R	15	3	992002				
16	R	16	3	931516				
15	R	17	3	992003	15	R	16	4 992202
14-1/2	R	19	3	992004	14-1/2	R	18	4 992203
14-1/4	R	21	3	992005	14	R	20	4 992204
14	R	23	3	992006				

Drop-In Hub

Use XHS II® Hub Kit

202

Refer to Pages 55-57 for Details on Hub Kit Components.

STD. 3-BLADE A SERIES				LG DIA. 3-BLADE A SERIES				4-BLADE A SERIES			
Dia.	Rot.	Pitch	Part #	Dia.	Rot.	Pitch	Part #	Dia.	Rot.	Pitch	Part #
14-3/8	R	15	993042								
14-3/8	L	15	993052								
14-1/4	R	17	993043	15-1/2	R	17	993023	14-5/8	R	16	993203
14-1/4	L	17	993053	15-1/2	L	17	993033	14-5/8	L	16	993213
14-1/8	R	19	993044	15-1/4	R	19	993024	14-3/8	R	18	993204
14-1/8	L	19	993054	15-1/4	L	19	993034	14-3/8	L	18	993214
14	R	21	993045	14-3/4	R	21	993025	14-1/8	R	20	993205
14	L	21	993055	14-3/4	L	21	993035	14-1/8	L	20	993215
13-7/8	R	23	993046	14-5/8	R	23	993026	14	R	22	993206
13-7/8	L	23	993056	14-5/8	L	23	993036	14	L	22	993216

Drop-In Hub

Use XHS II® Hub Kit

202

Refer to Pages 55-57 for Details on Hub Kit Components.

MATCH MICHIGAN

BALLISTIC MICHIGAN

Boat Description/ Length	ALUMINUM PROPELLERS					
	Dia.	Rot.	Pitch	Bld #	OEM Part #	Part #
CR, HB	16	R	13	3	48-78114A45	031513
21'-24' - AL	15-1/4	R	15	3	48-78116A45	031023
20'-23' - AL, SK	16	R	16	3	48-16440A45	031516
19'-23' - AL, SK	14-1/2	R	17	3	48-78118A40	031024
19'-23' - AL, SK	15	R	17	3	48-832828A45	031064
19'-22' - AL, SK	15-1/2	R	18	3	48-11324A45	031052
18'-22' - AL, SK	14	R	19	3	48-78120A40	031025
18'-22' - AI, SK	14-1/2	R	19	3	48-832830A45	031065
18'-20' - AL, SK	13-3/4	R	21	3	48-78122A40	031026
18'-20' - AL, SK	14-1/4	R	21	3	48-832832A45	031066
17'-20' - AL, SK						
17'-20' - AL, SK						
Up to 18'						
High Performance						
High Performance						
High Performance						
50-62 MPH						
55-67 MPH						
60-72 MPH						

Rubber Hub Bushing
Part # 65-322

Use MWM Kit 990312 (Conductivity Washer, Aft Washer) or MWM Kit 9661-1 (Fwd Washer, Conductivity Washer, Aft Washer, Tab Washer, Propeller Nut)
See Page 27 for details.

STAINLESS STEEL - A SERIES PROPELLERS									
3-BLADE BALLISTIC					3-BLADE BALLISTIC XL				
Dia.	Rot.	Pitch	Bld #	Part #	Dia.	Rot.	Pitch	Bld #	Part #
14-7/8	R	15	3	933515					
14-3/4	R	17	3	933517					
14-3/4	L	17	3	937517					
14-1/2	R	19	3	933519					
14-1/2	L	19	3	937519					
14-3/8	R	21	3	933521					
14-3/8	L	21	3	937521					
14-1/4	R	23	3	933523					
14-1/4	L	23	3	937523					
14-1/4	R	25	3	933525					
					14-3/4	R	22	3	953522
					14-3/4	R	24	3	953524
					14-3/4	R	26	3	953526
					4-BLADE BALLISTIC XL				
					14-1/8	R	23	4	963523
					14-1/8	R	25	4	963525
					14-1/8	R	27	4	963527

Drop-In Hub

Use XHS II® Hub Kit

202

Refer to Pages 55-57 for Details on Hub Kit Components.



Note: * Replace standard trim tab with Michigan Wheel trim tab P/N 990404.

Replacing a Flo-Torq® Hub with Michigan Propellers

Replacing a Flo-Torq® Drop In Hub Design with Michigan Propellers

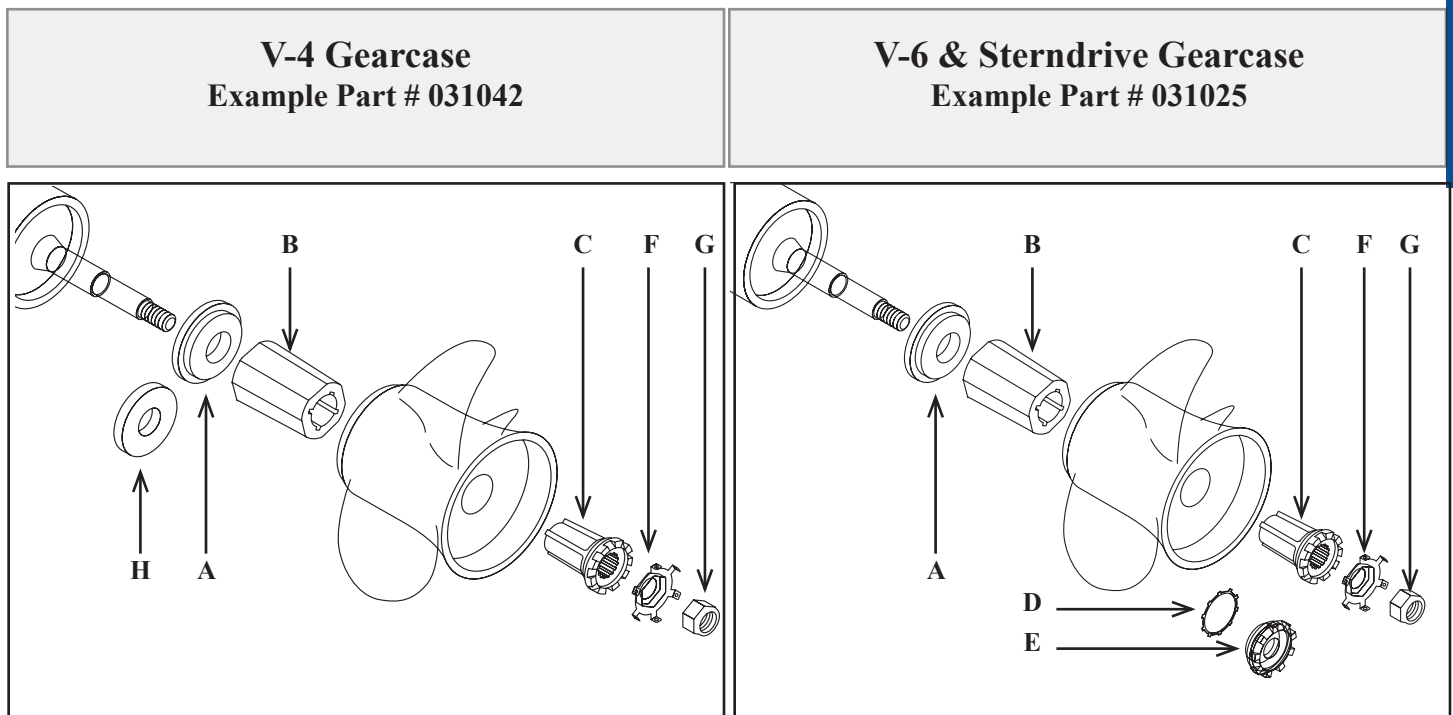
Propellers supplied from Mercury®, Mariner® and Force® since 1996 come with the Flo-Torq® II drop in hubs. When switching to Michigan Match® or Ballistic® propellers, change the attaching hardware set-up as follows.

When converting to a Michigan Propeller on a **V-4 gearcase**, eliminate B & C, replace A with H and use existing hardware F & G.

When converting to a Michigan Propeller on a **V-6 gearcase**, eliminate B & C and use A, D, E, F & G as attaching hardware (D & E replace C). Be sure to use high-performance trim tab 822777A1 for stainless steel installations.

Michigan Wheel offers the following attaching hardware kits for these installations:

- 990312 Includes D & E for the V-6 gearcase.
- 990332 Includes Forward Thrust Washer H for V-4 gearcase.
- 9661-1 Includes A, D, E, F & G for the V-6 gearcase.
- 9660-1 Includes H, F & G for the V-4 gearcase.





- A) **991204** Forward Thrust Washer
- B) **991301** Plastic Drive Sleeve
- C) **991205** Metal Sleeve Adapter
- D) **990340** Conductivity (Star) Washer

- E) **990348** Aft Castle Washer
- F) **990344** Locking Tab Washer
- G) **990346** Shaft Propeller Nut
- H) **990347** Forward Thrust Washer

8-9.8 HORSEPOWER (4-STROKE) • 2-1/2" GEARCASE

Thru Hub Exhaust & 12 Tooth Spline



8 HP 4-Stroke2005 & Newer 9.8 HP 4-Stroke2005 & Newer

Boat Description/ Length							142103 	142102 Standard Replacement for: • MFS8 / NSF8 • MFS9.8 / NSF9.8 (Long Shaft)	142103 Standard Replacement for: • M8B / NS8B (Long Shaft) • M9.8B (Long Shaft) • MSF9.8 / NSF9.8 (Short Shaft)	Rubber Hub Bushing Part # 65-531
	ALUMINUM PROPELLERS									
	Dia.	Rot.	Pitch	Bld #	OEM Part #	Part #				
Heavy Loads	8-1/2	R	7	3	3B2B645140	142102				
Moderate Loads	8-1/2	R	8	3	3B2B645151	142103				

9.9-20 HORSEPOWER • 2-1/2" GEARCASE

Thru Hub Exhaust & 14 Tooth Spline




9.9 HP 2-Stroke1984 & Newer 15 HP 2-Stroke1985 & Newer 18 HP 4-Stroke2001-2008
 9.9 HP 4-Stroke2000-2003 15 HP 4-Stroke2000 & Newer 20 HP 4-Stroke2007 & Newer
 12 HP1985-1988 18 HP 2-Stroke1985 & Newer



Boat Description/ Length							142206 	142204 Standard Replacement for: • M9.9 / NS9.9 (Short Shaft) • MFS9.9 / NSF 9.9 (Short Shaft) • M15 / NS15 / (Short Shaft) • MFS15 / NSF15 (Long Shaft) • M18 / NS18 • MFS18 / NSF18 (Long Shaft) • MFS20 / NSF20 (Long Shaft)	142205 Standard Replacement for: • MFS15 / NSF15 (Short Shaft) • MSF18 / NSF18 (Short Shaft) • MSF20 / NSF20 (Short Shaft)	Rubber Hub Bushing Part # 65-369 See Pages 53-54 for Attachment Hardware
	ALUMINUM PROPELLERS									
	Dia.	Rot.	Pitch	Bld #	OEM Part #	Part #				
15'-19' - AL	9-1/4	R	8	3	3BAB645161	142203	142203 Standard Replacement for: • M9.9 / NS9.9 (Long Shaft) • MSF9.9 / NSF9.9 (Long Shaft) • M15 / NS15 (Long Shaft)			
14'-17' - AL	9-1/4	R	9	3	362B641010	142204				
Up to 16' - LL	9-1/4	R	10	3	362B641080	142205				
Up to 16' - LL	9-1/4	R	11	3		142206				
Up to 16' - LL	9-1/4	R	12	3		142207				

25-30 HORSEPOWER • 3" GEARCASE

Thru Hub Exhaust & 10 Tooth Spline • **!** MUST use Gearcase Adapter Ring supplied with propeller.

25 HP1986-2001 30 HP1985-2001 30 HP 4-Stroke2002 & Newer
 25 HP 4-Stroke2002 & Newer 30 HP TLDI2016 & Newer

Boat Description/ Length							Drop-In Hub Use XHS® or XHS II® Hub Kit 122 OR 222 	 992504 Vortex® XHS® Aluminum Propeller
	ALUMINUM - E SERIES PROPELLERS							
	Dia.	Rot.	Pitch	Bld #	OEM Part #	Part #		
16'-20' - AL	10-1/2	R	9	3	346-64101-5	992501		
14'-18' - AL	10-1/2	R	10	3	346-64102-5	992502		
14'-18' - AL	10-1/2	R	11	3	346-64103-5	992503		
14'-18' - AL	10-1/8	R	12	3		992504		
12'-16' - AL	10-1/8	R	13	3	346-64104-5	992505		
12'-16' - AL	10-1/8	R	14	3		992506		

Boat Description/ Length							Rubber Hub Bushing Part # 65-370 Refer to Pages 53-54 for Details on Attachment Hardware Components.	141306 	141305 Standard Replacement for: • M25 / NS25 (Long Shaft) • M30 / NS30 (Long Shaft)
	ALUMINUM PROPELLERS								
	Dia.	Rot.	Pitch	Bld #	OEM Part #	Part #			
16'-20' - AL	9-7/8	R	9	3	3R0B645180	141304			
16'-20' - AL	9-7/8	R	10	3	3R0B645210	141307			
12'-16' - AL	9-7/8	R	11	3	3R0B645230	141305			
12'-16' - AL	9-7/8	R	12	3	3R0B645250	141308			
Up to 16' - LL	9-7/8	R	13	3	3R0B645270	141306			
Up to 16' - LL	9-7/8	R	14-1/4	3	349B645291	142309			

NISSAN / TOHATSU

35-60 HORSEPOWER • 3-1/4" GEARCASE

Thru Hub Exhaust & 13 Tooth Spline

35 HP (35B Only) Thru 1984
40 HP (Includes TLDI; 40C; M40D; MD40)..... 1984 & Newer

MFS40 2015 & Newer
50 HP (Except 50C - Includes TLDI; M50D; MD50)..... 1992 & Newer

MSF50 2015 & Newer
BFT60 2014 & Newer



ALUMINUM - D SERIES PROPELLERS

3-BLADE				LG. DIAMETER 3-BLADE				4-BLADE			
Dia.	Rot.	Pitch	Part #	Dia.	Rot.	Pitch	Part #	Dia.	Rot.	Pitch	Part #
								11-1/2	R	8	992401
				12-1/4	R	9	992601	11-1/2	R	9	992402
				11-3/4	R	10	992602	11-1/2	R	10	992403
10-3/8	R	11	992404	11-5/8	R	11	992603	4-BLADE			
10-3/8	R	12	992405	11-3/8	R	12	992604	10-5/8	R	12	941212
10-3/8	R	13	992406	11-1/8	R	13	992605	10-3/8	R	13	941213
10-3/8	R	14	992407	11-1/4	R	14	992606	10-1/8	R	14	941214
10	R	15	992408					10-1/8	R	15	941215
10	R	16	992409								

Drop-In Hub
Use XHS® or XHS II® Hub Kit

113 OR 213
116 OR 216

Refer to Pages 55-57 for Details on Hub Kit Components.



STAINLESS STEEL - D SERIES PROPELLERS

Dia.	Rot.	Pitch	Bld #	OEM Part #	Part #
10-3/4	R	12	3	PT4050P12	993405
10-1/2	R	13	3	PT4050P13	993406
10-3/8	R	14	3	PT4050P14	993407
10-1/8	R	15	3	PT4050P15	993408

Drop-In Hub
Use XHS® or XHS II® Hub Kit

113 OR 213
116 OR 216

Refer to Pages 55-57 for Details on Hub Kit Components.



ALUMINUM PROPELLERS

Boat Description/ Length	Dia.	Rot.	Pitch	Bld #	OEM Part #	Part #
19'-21' - AL	12-1/4	R	9	3	3T5B645180	142407
17'-20' - AL	11-3/4	R	10	3		142408
16'-19' - AL	11-5/8	R	11	3	3T5B645230	*142405
15'-18' - AL	11-3/8	R	12	3	3T5B645250	*142409
14'-18' - AL	11-1/8	R	13	3	3T5B645270	*142406
14'-16' - AL	11-1/4	R	14	3	3T5B645290	142410
13'-15' - LL						

Rubber Hub Bushing
Part # 65-377

Refer to Pages 53-54 for Details on Attachment Hardware Components.



STAINLESS STEEL - D SERIES PROPELLERS

Dia.	Rot.	Pitch	Bld #	OEM Part #	Part #
10-1/8	R	13	3		933213
10-1/8	R	15	3		933215

Drop-In Hub
Use XHS® or XHS II® Hub Kit

113 OR 213
116 OR 216

* 142405 Standard Replacement for M40C / NS40C; 142409 Standard Replacement for M40D / NS40D; 142406 Standard Replacement for MD50 / NS50D

Note: For BFT60 use XHS (Drop-In Hub) Kit #113 / 213.
For all other engine applications XHS (Drop-In Hub) Kit #116 / 216.

50-70 HORSEPOWER • 3-1/4" GEARCASE

Thru Hub Exhaust & 13 Tooth Spline

50 HP (50C Only) 1987-1991
55 HP 1981-1988

60A & 60B (Excludes 60C) 1986-1999
For 60C & 70C, See 60-140 HP (Pg. 31).

70A & 70B (Excludes 70C) 1981-1995



ALUMINUM - C SERIES PROPELLERS

3-BLADE				LG. DIAMETER 3-BLADE				4-BLADE			
Dia.	Rot.	Pitch	Part #	Dia.	Rot.	Pitch	Part #	Dia.	Rot.	Pitch	Part #
								11-1/2	R	8	992401
								11-1/2	R	9	992402
								11-1/2	R	10	992403
11-3/4	R	13	992301	12-1/2	R	13	992311				
11-3/4	R	15	992302	12-1/4	R	15	992312				
11-3/4	R	17	992303								

Drop-In Hub
Use XHS® or XHS II® Hub Kit

112 OR 212

Refer to Pages 55-57 for Details on Hub Kit Components.

992303



Drop-In Hub
Use XHS® or XHS II® Hub Kit

112 OR 212

Refer to Pages 55-57 for Details on Hub Kit Components.



STAINLESS STEEL - C SERIES PROPELLERS

Dia.	Rot.	Pitch	Bld #	OEM Part #	Part #
12-3/8	R	15	3		933315
12	R	17	3		933317

Drop-In Hub
Use XHS® or XHS II® Hub Kit

112 OR 212

* May interfere with trim tab.

60-90 HORSEPOWER • 4-1/4" GEARCASE

Thru Hub Exhaust & 15 Tooth Spline

BFW60.....2014 & Newer

BFT75.....2014 & Newer

BFT90.....2014 & Newer

VORTEX MICHIGAN						APOLLO MICHIGAN									
3-BL ALUMINUM - B SERIES					4-BL ALUMINUM - B SERIES					STAINLESS STEEL - B SERIES PROPELLERS					
Dia.	Rot.	Pitch	Bld #	Part #	Dia.	Rot.	Pitch	Bld #	Part #	Dia.	Rot.	Pitch	Bld #	OEM Part #	Part #
14	R	10	3	992109											
14	R	11	3	992111	13-7/8	R	11	4	941411						
14	R	13	3	992112	13-7/8	R	13	4	941413						
13-3/4	R	15	3	992113	13-3/8	R	15	4	941415	13-3/8	R	15	3		993143
										13-3/8	L	15	3		993153
13-1/4	R	17	3	992114	13	R	17	4	941417	13-1/4	R	17	3		993144
										13-1/4	L	17	3		993154
13	R	19	3	992115	12-1/2	R	19	4	941419	13-1/8	R	19	3		993145
										13-1/8	L	19	3		993155
12-3/4	R	21	3	992116						13	R	21	3		993146
										13	L	21	3		993156

Boat Description/ Length	MATCH MICHIGAN						Rubber Hub Bushing Part # 65-444	BALLISTIC MICHIGAN									
	ALUMINUM PROPELLERS							3-BLADE BALLISTIC					3-BLADE BALLISTIC XL				
	Dia.	Rot.	Pitch	Bld #	OEM Part #	Part #		Dia.	Rot.	Pitch	Bld #	Part #	Dia.	Rot.	Pitch	Bld #	Part #
25' & Up - AL	14	R	10	3		031061											
25' & Up	14	R	11	3		031254											
22' & Up	14	R	13	3		031055											
19'-24' - AL	13-3/4	R	15	3		031041						13-5/8	R	15	3	* 933415	
17'-20' - AL, SK	13-1/4	R	17	3		031042						13-1/2	R	17	3	* 933417	
16'-19' - AL	13	R	19	3		031043						13-3/8	R	19	3	* 933419	
15'-18' - AL	12-3/4	R	21	3		031044						13-1/8	R	21	3	* 933421	
Up to 17' - LL	12-1/2	R	23	3		* 031045						13-1/2	R	22	3	* 953422	
												13-1/2	R	24	3	* 953424	

Note: * May interfere with trim tab.

Drop-In Hub
Use XHS II® Hub Kit
207
USE Gearcase Adapter Ring supplied with propeller.
Refer to Pages 55-57 for Details on Hub Kit Components.

Drop-In Hub
Use XHS II® Hub Kit
207
USE Gearcase Adapter Ring supplied with propeller.
Refer to Pages 55-57 for Details on Hub Kit Components.

Rubber Hub Bushing
Part # 65-444

Drop-In Hub
Use XHS II® Hub Kit
207
USE Gearcase Adapter Ring supplied with propeller.
Refer to Pages 55-57 for Details on Hub Kit Components.



Key to Abbreviations: LL = Light Loads; SB = Sailboat; AL = All Loads; SK = Skiboat; WB = Workboat; HB = Houseboat; CR = Cruisers; HL = Heavy Loads; WD = Weedless

* Limited Inventory Item.

60-140 HORSEPOWER • 4-1/4" GEARCASE

Thru Hub Exhaust & 15 Tooth Spline

60C (Large Gearcase) Thru 1999	90 HP 1987-2001	120 HP 1988-2003
70C (Large Gearcase) Thru 2002	90 HP TLDI 2001 & Newer	140 HP 1988-2003
70 HP TLDI 2002-2009	115 HP 1992-2001	
75 HP TLDI 2010 & Newer	115 HP TLDI 2004 & Newer	

VORTEX MICHIGAN						APOLLO MICHIGAN									
3-BL ALUMINUM - B SERIES					4-BL ALUMINUM - B SERIES					STAINLESS STEEL - B SERIES PROPELLERS					
Dia.	Rot.	Pitch	Bld #	Part #	Dia.	Rot.	Pitch	Bld #	Part #	Dia.	Rot.	Pitch	Bld #	OEM Part #	Part #
14	R	10	3	992109											
14	R	11	3	992111	13-7/8	R	11	4	941411						
14	R	13	3	992112	13-7/8	R	13	4	941413						
13-3/4	R	15	3	992113	13-3/8	R	15	4	941415	13-3/8	R	15	3	PT70115P15	993143
										13-3/8	L	15	3		993153
13-1/4	R	17	3	992114	13	R	17	4	941417	13-1/4	R	17	3	NM889610170	993144
										13-1/4	L	17	3		993154
13	R	19	3	992115	12-1/2	R	19	4	941419	13-1/8	R	19	3		993145
										13-1/8	L	19	3		993155
12-3/4	R	21	3	992116						13	R	21	3		993146
										13	L	21	3		993156

Drop-In Hub

Use XHS II® Hub Kit

209

USE Gearcase Adapter Ring supplied with propeller.

Refer to Pages 55-57 for Details on Hub Kit Components.

Drop-In Hub

Use XHS II® Hub Kit

209

USE Gearcase Adapter Ring supplied with propeller.

Refer to Pages 55-57 for Details on Hub Kit Components.

Boat Description/ Length	MATCH MICHIGAN						BALLISTIC MICHIGAN								
	ALUMINUM PROPELLERS						STAINLESS STEEL - B SERIES PROPELLERS								
	Dia.	Rot.	Pitch	Bld #	OEM Part #	Part #	Dia.	Rot.	Pitch	Bld #	OEM Part #	Part #			
22'-29' - AL	13-5/8	R	13	3	3N4B645271	142213									
21'-26' - AL	13-1/2	R	15	3	3N4B645321	142215									
18'-21' - AL	13-1/4	R	17	3	3N4B645361	141217									
17'-20' - AL	13	R	19	3	3N4B645411	141219									
15'-18' - AL	12-5/8	R	21	3	3N4B645451	141221									

Rubber Hub Bushing

Part # 65-376

Drop-In Hub

Use XHS II® Hub Kit

209

NISSAN / TOHATSU

NISSAN / TOHATSU

Did You Know?

You can get assistance sizing a propeller, find your nearest Michigan Wheel dealer, and much more at www.miwheel.com.



Key to Abbreviations: LL = Light Loads; SB = Sailboat; AL = All Loads; SK = Skiboat; WB = Workboat; HB = Houseboat; CR = Cruisers; HL = Heavy Loads; WD = Weedless

115-250 HORSEPOWER • 4-3/4" GEARCASE

Thru Hub Exhaust & 15 Tooth Spline

BFT1152014 & Newer
BFT1502014 & Newer

BFT200.....2014 & Newer
BFT225.....2014 & Newer

BFT250.....2014 & Newer

VORTEX
MICHIGAN

APOLLO
MICHIGAN

3-BL ALUMINUM - A SERIES					4-BL ALUMINUM - A SERIES				
Dia.	Rot.	Pitch	Bld #	Part #	Dia.	Rot.	Pitch	Bld #	Part #
16	R	13	3	992001					
15-1/4	R	15	3	992002					
16	R	16	3	931516					
15	R	17	3	992003	15	R	16	4	992202
14-1/2	R	19	3	992004	14-1/2	R	18	4	992203
14-1/4	R	21	3	992005	14	R	20	4	992204
14	R	23	3	992006					

Drop-In Hub

Use XHS II® Hub Kit

207

Refer to Pages 55-57 for Details on Hub Kit Components.

STD. 3-BLADE A SERIES				LG DIA. 3-BLADE A SERIES				4-BLADE A SERIES			
Dia.	Rot.	Pitch	Part #	Dia.	Rot.	Pitch	Part #	Dia.	Rot.	Pitch	Part #
14-3/8	R	15	993042								
14-3/8	L	15	993052								
14-1/4	R	17	993043	15-1/2	R	17	993023	14-5/8	R	16	993203
14-1/4	L	17	993053	15-1/2	L	17	993033	14-5/8	L	16	993213
14-1/8	R	19	993044	15-1/4	R	19	993024	14-3/8	R	18	993204
14-1/8	L	19	993054	15-1/4	L	19	993034	14-3/8	L	18	993214
14	R	21	993045	14-3/4	R	21	993025	14-1/8	R	20	993205
14	L	21	993055	14-3/4	L	21	993035	14-1/8	L	20	993215
13-7/8	R	23	993046	14-5/8	R	23	993026	14	R	22	993206
13-7/8	L	23	993056	14-5/8	L	23	993036	14	L	22	993216

Drop-In Hub

Use XHS II® Hub Kit

207

Refer to Pages 55-57 for Details on Hub Kit Components.

MATCH
MICHIGAN

BALLISTIC
MICHIGAN

Boat Description/ Length	ALUMINUM PROPELLERS					
	Dia.	Rot.	Pitch	Bld #	OEM Part #	Part #
CR, HB	16	R	13	3	58130-ZY3-013A	031513
21'-24' - AL	15-1/4	R	15	3	58130-ZY3-015A	031023
20'-23' - AL, SK	16	R	16	3		031516
19'-23' - AL, SK	14-1/2	R	17	3	58130-ZY3-017A	031024
19'-23' - AL, SK	15	R	17	3		031064
19'-22' - AL, SK	15-1/2	R	18	3		031052
18'-22' - AL, SK	14	R	19	3	58130-ZY3-019A	031025
18'-22' - AL, SK	14-1/2	R	19	3		031065
18'-20' - AL, SK	13-3/4	R	21	3	58130-ZY3-021A	031026
18'-20' - AL, SK	14-1/4	R	21	3		031066
17'-20' - AL, SK						
17'-20' - AL, SK						
Up to 18'						
High Performance						
High Performance						
High Perf. (EFI)						
High Performance						
High Performance						
High Perf. (EFI)						

Rubber Hub Bushing

Part # 65-322

STAINLESS STEEL - A SERIES PROPELLERS									
3-BLADE BALLISTIC					3-BLADE BALLISTIC XL				
Dia.	Rot.	Pitch	Bld #	Part #	Dia.	Rot.	Pitch	Bld #	Part #
14-7/8	R	15	3	933515					
14-3/4	R	17	3	933517					
14-3/4	L	17	3	937517					
14-1/2	R	19	3	933519					
14-1/2	L	19	3	937519					
14-3/8	R	21	3	933521					
14-3/8	L	21	3	937521					
14-1/4	R	23	3	933523					
14-1/4	L	23	3	937523					
14-1/4	R	25	3	933525					
					14-3/4	R	22	3	953522
					14-3/4	R	24	3	953524
					14-3/4	R	26	3	953526
4-BLADE BALLISTIC XL									
					14-1/8	R	23	4	963523
					14-1/8	R	25	4	963525
					14-1/8	R	27	4	963527

Drop-In Hub

Use XHS II® Hub Kit

207

Refer to Pages 55-57 for Details on Hub Kit Components.




NISSAN / TOHATSU

8-20 HORSEPOWER • 2-1/2" GEARCASE

Thru Hub Exhaust & 10 Tooth Spline

DF 8A 4-Stroke.....2011 & Newer	DF 9.9A / 9.9B 4-Stroke.....2010 & Newer	DF 15 4-Stroke.....1996 & Newer
DT 9.9.....1983-1987	DT 15.....1983-1988	DF 15A 4-Stroke.....2013 & Newer
DF 9.9 4-Stroke.....1996 & Newer	DT 15C.....1989-1997	DF 20A 4-Stroke.....2013 & Newer


Boat Description/ Length	MATCH MICHIGAN						 062103	062103 Standard Replacement for: • DF 15A 4-Stroke 062104 Standard Replacement for: • DF 20A 4-Stroke	Rubber Hub Bushing Part # 65-540 See Pages 53-54 for Attachment Hardware
	ALUMINUM PROPELLERS								
	Dia.	Rot.	Pitch	Bld #	OEM Part #	Part #			
14'-19' - AL	9-1/4	R	9	3	58100-90L50-019	*062103			
14'-19' - AL	9-1/4	R	10	3	58100-90L60-019	*062104			
14'-16' - LL	9-1/4	R	11	3	58100-89L40-019	*062105			

Note: * All engines require OEM Aft Spacer Washer Part # 57633-93901.

20-30 HORSEPOWER • 3" GEARCASE

Thru Hub Exhaust & 10 Tooth Spline • **!** MUST use Gearcase Adapter Ring supplied with propeller.

DT 20 ☆.....1985-1986	DF 25 4-Stroke (Includes V-Twin).....2000 & Newer	DT 30.....1987-1997
DT 20.....1987-1988	DF 25R.....2010 & Newer	DT 30C.....1987-1997
DT 25 ☆.....1985-1986	DF 25A.....2014 & Newer	DF 30 4-Stroke.....2000-2007
DT 25.....1987-1988	DT 30 ☆.....1983-1986	DF 30A.....2014 & Newer
DT 25C.....1989-2000		<i>Includes 'AQH', 'AR', 'AT', 'ATH', and 'R' models.</i>

Boat Description/ Length	VORTEX MICHIGAN						 992504 Vortex® XHS® Aluminum Propeller	 062205 062205 Standard Replacement for: • DF 25 4-Stroke • DF 25R 4-Stroke
	ALUMINUM - E SERIES PROPELLERS							
	Dia.	Rot.	Pitch	Bld #	OEM Part #	Part #		
20' & Up - AL	10-1/2	R	9	3	58100-96370-019	992501		
18'-20' - AL	10-1/2	R	10	3	58100-96470-019	992502		
16'-18' - AL	10-1/2	R	11	3	58100-96420-019	992503		
14'-16' - AL	10-1/8	R	12	3	58100-96480-019	992504		
14'-16' - AL	10-1/8	R	13	3	58100-96490-019	992505		
14'-16' - LL	10-1/8	R	14	3		992506		

Drop-In Hub
Use XHS® or XHS II® Hub Kit
121 OR **221**
!



Boat Description/ Length	MATCH MICHIGAN						RUBBER Hub Bushing Part # 65-339 Refer to Pages 53-54 for Details on Attachment Hardware Components.	BALLISTIC MICHIGAN						Drop-In Hub Use XHS® or XHS II® Hub Kit 121 OR 221 !
	ALUMINUM PROPELLERS							STAINLESS STEEL - E SERIES PROPELLERS						
	Dia.	Rot.	Pitch	Bld #	OEM Part #	Part #		Dia.	Rot.	Pitch	Bld #	OEM Part #	Part #	
20' & Up - AL	10-1/4	R	9	3	58100-96371-019	062208								
20' & Up - AL	10-1/4	R	10	3	58100-96471-019	062204								
17'-20' - AL	10-1/4	R	11	3	58100-96421-019	062205								
15'-18' - AL	10-1/4	R	12	3	58100-96481-019	062206								
13'-15' - AL	10-1/4	R	13	3	58100-96491-019	062207	10-1/8	R	13	3		933013		
13'-15' - AL	10-1/4	R	14	3	58100-95D01-019	062209								
Up to 15' - LL	10-1/4	R	15	3	58100-96462-019	062210	10-1/8	R	15	3		933015		

Note: * May interfere with trim tab.

35-65 HORSEPOWER • 3-1/4" GEARCASE

Thru Hub Exhaust & 13 Tooth Spline

DT 35C.....1987-1989	DT 50 & 50M.....1983-1984	DT 60.....1983-1984
DT 40.....1983-1998	DF 50 4-Stroke.....1999-2010	DF 60A 4-Stroke (Not 60AV) ...2010 & Newer
DF 40 4-Stroke.....1999-2010	DF 50A 4-Stroke (Not 50AV).....2010 & Newer	DT 65.....1985-1997
DF 40A 4-Stroke.....2010 & Newer	DT 55.....1985-1997	

VORTEX MICHIGAN										Drop-In Hub Use XHS® or XHS II® Hub Kit 115 OR 215 Refer to Pages 55-57 for Details on Hub Kit Components.	APOLLO MICHIGAN						Drop-In Hub Use XHS® or XHS II® Hub Kit 115 OR 215 Refer to Pages 55-57 for Details on Hub Kit Components.
ALUMINUM - D SERIES PROPELLERS											STAINLESS STEEL - D SERIES PROPELLERS						
3-BLADE				LG. DIAMETER 3-BLADE			4-BLADE				Dia.	Rot.	Pitch	Bld #	OEM Part #	Part #	
Dia.	Rot.	Pitch	Part #	Dia.	Rot.	Pitch	Part #	Dia.	Rot.	Pitch	Part #						
								11-1/2	R	8	992401						
				12-1/4	R	9	992601	11-1/2	R	9	992402						
				11-3/4	R	10	992602	11-1/2	R	10	992403						
10-3/8	R	11	992404	11-5/8	R	11	992603	4-BLADE									
10-3/8	R	12	992405	11-3/8	R	12	992604	10-5/8	R	12	941212			993405			
10-3/8	R	13	992406	11-1/8	R	13	992605	10-3/8	R	13	941213			993406			
10-3/8	R	14	992407	11-1/4	R	14	992606	10-1/8	R	14	941214			993407			
10	R	15	992408					10-1/8	R	15	941215			993408			
10	R	16	992409														
MATCH MICHIGAN										Rubber Hub Bushing Part # 65-205 Refer to Pages 53-54 for Details on Attachment Hardware Components.	BALLISTIC MICHIGAN						Drop-In Hub Use XHS® or XHS II® Hub Kit 115 OR 215 Refer to Pages 55-57 for Details on Hub Kit Components.
ALUMINUM PROPELLERS											STAINLESS STEEL - D SERIES PROPELLERS						
Boat Description/ Length		Dia.	Rot.	Pitch	Bld #	OEM Part #	Part #	Dia.	Rot.		Pitch	Bld #	OEM Part #	Part #			
18'-21' - AL		12-1/4	R	9	3		032046										
18'-21' - AL		11-3/4	R	10	3	58100-88L13-019	032045										
16'-19' - AL		11-1/2	R	11	3	58100-88L23-019	062211										
16'-19' - AL		11-1/2	R	12	3	58100-88LA0-019	062212										
14'-18' - AL		11-1/2	R	13	3	58100-92L30-019	062213	10-1/8	R	13	3		933213				
14'-18' - AL		11-1/2	R	14	3	58100-88L52-019	062214										
13'-15' - AL		11-1/4	R	15	3	58100-88L62-019	062215	10-1/8	R	15	3		933215				
13'-15' - LL		11-1/8	R	16	3	58100-88L72-019	062216										
Up to 15' - LL		11	R	17	3	58100-88L83-019	062217										

Did You Know?

With a history as storied as Michigan Wheel's, there are a number of propellers that have been discontinued for decades-old engines. Michigan Wheel can aid in locating remaining inventory in the market. Contact us at 1-800-369-4335 for assistance.



APOLLO MICHIGAN



BALLISTIC MICHIGAN

60-140 HORSEPOWER • 4-1/4" GEARCASE

Thru Hub Exhaust & 13 Tooth Spline

DF 60 4-Stroke.....	1998-2009	DT 85.....	1979-2000	DT 115.....	1981-2001
DF 70 4-Stroke.....	1998-2008	DT 90.....	1989-1997	DT 140.....	1981-2001
DT 75.....	1983-1997	DT 100.....	1989-2000		

VORTEX MICHIGAN						APOLLO MICHIGAN									
3-BL ALUMINUM - B SERIES			4-BL ALUMINUM - B SERIES			STAINLESS STEEL - B SERIES PROPELLERS									
Dia.	Rot.	Pitch	Bld #	Part #	Dia.	Rot.	Pitch	Bld #	Part #	Dia.	Rot.	Pitch	Bld #	OEM Part #	Part #
14	R	10	3	992109											
14	R	11	3	992111	13-7/8	R	11	4	941411						
14	R	13	3	992112	13-7/8	R	13	4	941413						
13-3/4	R	15	3	992113	13-3/8	R	15	4	941415	13-3/8	R	15	3		993143
										13-3/8	L	15	3		993153
13-1/4	R	17	3	992114	13	R	17	4	941417	13-1/4	R	17	3		993144
										13-1/4	L	17	3		993154
13	R	19	3	992115	12-1/2	R	19	4	941419	13-1/8	R	19	3		993145
										13-1/8	L	19	3		993155
12-3/4	R	21	3	992116						13	R	21	3		993146
										13	L	21	3		993156

Boat Description/Length	MATCH MICHIGAN						BALLISTIC MICHIGAN					
	Dia.	Rot.	Pitch	Bld #	OEM Part #	Part #	Dia.	Rot.	Pitch	Bld #	OEM Part #	Part #
19'-22' - AL, SK							13-5/8	R	15	3		933415
18'-21' - AL, SK							13-1/2	R	17	3		933417
17'-20' - AL, SK	13	R	19	3	58100-94522-019	⊗ 061103	13-3/8	R	19	3		933419
15'-18' - AL, SK	13	R	21	3	58100-94532-019	⊗ 061104	13-1/8	R	21	3		933421

Drop-In Hub
Use XHS II® Hub Kit
210
Do NOT use Gearcase Adapter Ring supplied with propeller.
Refer to Pages 55-57 for Details on Hub Kit Components.

Rubber Hub Bushing
Part # 65-172

Drop-In Hub
Use XHS II® Hub Kit
210
Do NOT use Gearcase Adapter Ring supplied with propeller.
Refer to Pages 55-57 for Details on Hub Kit Components.

Drop-In Hub
Use XHS II® Hub Kit
210
Do NOT use Gearcase Adapter Ring supplied with propeller.

Did You Know?
If you need specifications on that obsolete propeller, you can visit the Obsolete Part Finder in the Resource Center on www.miwheel.com.



MATCH
MICHIGAN



VORTEX
MICHIGAN



APOLLO
MICHIGAN



BALLISTIC
MICHIGAN

50-140 HORSEPOWER (4-STROKE) • 4-1/4" GEARCASE

Thru Hub Exhaust & 15 Tooth Spline

DF 50AV 4-Stroke2015 & Newer
 DF 60AV 4-Stroke2015 & Newer
 DF 70A 4-Stroke2009 & Newer
 DF 80A 4-Stroke2009 & Newer

DF 90 4-Stroke2001-2008
 DF 90A 4-Stroke2009 & Newer
 DF 100 4-Stroke2009 & Newer
 DF 115 4-Stroke2001-2012

DF 115A 4-Stroke2013 & Newer
 DF 140 4-Stroke2002-2012
 DF 140A 4-Stroke2013 & Newer

VORTEX MICHIGAN						APOLLO MICHIGAN									
3-BL ALUMINUM - B SERIES					4-BL ALUMINUM - B SERIES					STAINLESS STEEL - B SERIES PROPELLERS					
Dia.	Rot.	Pitch	Bld #	Part #	Dia.	Rot.	Pitch	Bld #	Part #	Dia.	Rot.	Pitch	Bld #	OEM Part #	Part #
14	R	10	3	992109											
14	R	11	3	992111	13-7/8	R	11	4	941411						
14	R	13	3	992112	13-7/8	R	13	4	941413						
13-3/4	R	15	3	992113	13-3/8	R	15	4	941415	13-3/8	R	15	3		993143
										13-3/8	L	15	3		993153
13-1/4	R	17	3	992114	13	R	17	4	941417	13-1/4	R	17	3		993144
										13-1/4	L	17	3		993154
13	R	19	3	992115	12-1/2	R	19	4	941419	13-1/8	R	19	3		993145
										13-1/8	L	19	3		993155
12-3/4	R	21	3	992116						13	R	21	3		993146
										13	L	21	3		993156

Boat Description/ Length	MATCH MICHIGAN						BALLISTIC MICHIGAN									
	ALUMINUM PROPELLERS						STAINLESS STEEL - B SERIES PROPELLERS									
	Dia.	Rot.	Pitch	Bld #	OEM Part #	Part #	3-BLADE BALLISTIC			3-BLADE BALLISTIC XL						
20'-24' - AL, SK	14	R	15	3	990C0-00760-15P	061020	13-5/8	R	15	3	933415					
17'-19' - AL, SK	14	R	17	3	990C0-00760-17P	061024	13-1/2	R	17	3	933417					
17'-19' - AL	14	R	18	3		061026										
16'-18' - AL, SK	14	R	19	3	990C0-00760-19P	061028	13-3/8	R	19	3	933419					
15'-18' - AL, SK	14	R	21	3	990C0-00760-21P	061032	13-1/8	R	21	3	933421	13-1/2	R	22	3	953422
High Performance												13-1/2	R	24	3	953424

Drop-In Hub
 Use XHS II® Hub Kit
225 / 226 / 227*
 USE Gearcase Adapter Ring supplied with propeller.
 Refer to Pages 55-57 for Details on Hub Kit Components.

Rubber Hub Bushing
 Part # 65-441
 Refer to Pages 53-54 for Details on Attachment Hardware Components.

Drop-In Hub
 Use XHS II® Hub Kit
225 / 226 / 227*
 USE Gearcase Adapter Ring supplied with propeller.
 Refer to Pages 55-57 for Details on Hub Kit Components.

Drop-In Hub
 Use XHS II® Hub Kit
225 / 226 / 227*
 USE Gearcase Adapter Ring supplied with propeller.

Note: For DF 50AV / DF 60AV / DF 90 / DF 100 / DF 115 HP 4-Stroke engine applications use XHS II® (Drop-In Hub) Kit #225.
 For DF 115A / DF 140 HP / DF 140A 4-Stroke engine applications use XHS II® (Drop-In Hub) Kit #226.
 For DF 70A / 80A / 90A applications use XHS II® (Drop-In Hub) Kit #227.

Did You Know?
 Michigan Wheel truly has a global presence, with offices in both England and Dubai, United Arab Emirates.

SUZUKI



Key to Abbreviations: LL = Light Loads; SB = Sailboat; AL = All Loads; SK = Skiboat; WB = Workboat; HB = Houseboat; CR = Cruisers; HL = Heavy Loads; WD = Weedless

150-300 HORSEPOWER • 4-3/4" GEARCASE

Thru Hub Exhaust & 15 Tooth Spline

DT 150	1986-2003
DF 150 4-Stroke	2006 & Newer
DF 150TG	2014 & Newer
DT 175	1987-1992
DF 175 4-Stroke	2006 & Newer
DT 175TG	2014 & Newer
DT 200	1986-2000

DF 200 4-Stroke	Ⓢ	2004 & Newer
DF 200A 4-Stroke	2015 & Newer	
DF 200AP 4-Stroke	Ⓢ	2015 & Newer
DT 225	1986-2003	
DF 225 4-Stroke	Ⓢ	2004 & Newer

DF 250 4-Stroke	Ⓢ	2004 & Newer
DF 250AP 4-Stroke	Ⓢ	2014 & Newer
DF 300 4-Stroke	Ⓢ	2007 & Newer
DF 300AP 4-Stroke	Ⓢ	2014 & Newer

Ⓢ Listed propeller diameters are slightly less than original equipment propeller.

*For engines 300 HP or higher, use "High Horsepower Sleeve" (P/N 991372). See Page 48 for more details.

VORTEX MICHIGAN					APOLLO MICHIGAN				
3-BL ALUMINUM - A SERIES					4-BL ALUMINUM - A SERIES				
Dia.	Rot.	Pitch	Bld #	Part #	Dia.	Rot.	Pitch	Bld #	Part #
16	R	13	3	992001					
15-1/4	R	15	3	992002					
16	R	16	3	931516					
15	R	17	3	992003	15	R	16	4	992202
14-1/2	R	19	3	992004	14-1/2	R	18	4	992203
14-1/4	R	21	3	992005	14	R	20	4	992204
14	R	23	3	992006					

Drop-In Hub
Use XHS II® Hub Kit
204
Refer to Pages 55-57 for Details on Hub Kit Components.

Drop-In Hub
Use XHS II® Hub Kit
204
Refer to Pages 55-57 for Details on Hub Kit Components.



BALLISTIC MICHIGAN									
STAINLESS STEEL - A SERIES PROPELLERS									
3-BLADE BALLISTIC					3-BLADE BALLISTIC XL				
Dia.	Rot.	Pitch	Bld #	Part #	Dia.	Rot.	Pitch	Bld #	Part #
14-7/8	R	15	3	* 933515					
14-3/4	R	17	3	* 933517					
14-3/4	L	17	3	* 937517					
14-1/2	R	19	3	* 933519					
14-1/2	L	19	3	* 937519					
14-3/8	R	21	3	* 933521					
14-3/8	L	21	3	* 937521					
14-1/4	R	23	3	* 933523					
14-1/4	L	23	3	* 937523					
14-1/4	R	25	3	* 933525					
					14-3/4	R	22	3	* 953522
					14-3/4	R	24	3	* 953524
					14-3/4	R	26	3	* 953526
4-BLADE BALLISTIC XL									
14-1/8	R	23	4	* 963523					
14-1/8	R	25	4	* 963525					
14-1/8	R	27	4	* 963527					

Drop-In Hub
Use XHS II® Hub Kit
204
Refer to Pages 55-57 for Details on Hub Kit Components.

* May interfere with trim tab.

4-6 HORSEPOWER

Non-Thru Hub Exhaust & 9 Tooth Spline

4 HP 2-Stroke1986-1999 5 HP 2-Stroke 1995-2002 F6A 4-Stroke (1 Cyl.)2011 & Newer
 F4 4-Stroke..... 1999 & Newer

		MATCH MICHIGAN					
		ALUMINUM PROPELLERS					
Boat Description/ Length		Dia.	Rot.	Pitch	Bld #	OEM Part #	Part #
		7-1/2	R	7	3	6E0-45943-01-00	102017
		7-1/2	R	8	3	6E0-45941-01-00	102018



Rubber
Hub
Bushing
Part # 65-539

6-9.9 HORSEPOWER

Thru Hub Exhaust & 7 Tooth Spline • Replaces Yamaha® “N” Series Propellers

6 HP 2-Stroke1986-2000 8 HP 2-Stroke 1986-2009 F9.9 4-Stroke2008 & Newer
 F6 4-Stroke.....2001-2010 F8 4-Stroke.....2001 & Newer

		MATCH MICHIGAN					
		ALUMINUM PROPELLERS					
Boat Description/ Length		Dia.	Rot.	Pitch	Bld #	OEM Part #	Part #
General Usage		8-1/2	R	7-1/2	3	6G1-45943-00-00	102002



Rubber
Hub
Bushing
Part # 65-360

8 HORSEPOWER

Non-Thru Hub Exhaust & Pin Drive

8 HP.....1976-1983

		MATCH MICHIGAN					
		ALUMINUM PROPELLERS					
Boat Description/ Length		Dia.	Rot.	Pitch	Bld #	OEM Part #	Part #
14'-16' - AL		8-1/4	R	8	3		012008



Rubber
Hub
Bushing
Part # 65-098

9.9-20 HORSEPOWER • 2-1/2” GEARCASE

Thru Hub Exhaust & 8 Tooth Spline • Replaces Yamaha® “J” Series Propellers

9.9 HP 2-Stroke1984-2009 15 HP 2-Stroke 1984-2009 F15 C2007 & Newer
 F9.9 4-Stroke.....2000-2007 F15 4-Stroke.....1998 & Newer F20 4-Stroke2007 & Newer

		MATCH MICHIGAN					
		ALUMINUM PROPELLERS					
Boat Description/ Length		Dia.	Rot.	Pitch	Bld #	OEM Part #	Part #
14'-20' - HL		9-1/4	R	8	3	63V-45947-00-00	102003
14'-19' - AL		9-1/4	R	9	3	63V-45945-10-00	102004
14'-19' - AL		9-1/4	R	9-3/4	3	683-45952-00-00	102106
14'-16' - AL		9-1/4	R	10-1/2	3	683-45943-00-00	102005
Up to 14' - LL		9-1/4	R	12	3	683-45941-00-00	102107



Rubber
Hub
Bushing
Part # 65-359

See Pages
53-54 for
Attachment
Hardware

Did You Know?

Michigan Wheel propellers intended for use on Yamaha® engines will also fit Parsun® outboards and Selva® 4-Stroke outboards.
 Look for the Parsun® and Selva® engine listings on Pages 43-46.



15-28 HORSEPOWER

Non-Thru Hub Exhaust & Pin Drive

15A & W15 HP1976-1983 25 HP 2 Cyl. 1977-1979 28 HP 1976-1978
 20 HP.....1976-1978

Boat Description/ Length	MATCH MICHIGAN					
	ALUMINUM PROPELLERS					
	Dia.	Rot.	Pitch	Bld #	OEM Part #	Part #
HB, SB	9-1/4	R	7	3	650-45943-01-36	012102
12'-14' - HL	9	R	9	3		012109
12'-14' - HL	9	R	10	3	651-45947-00-36	012011
12'-14' - AL	9-1/4	R	11	3	653-45941-01-36	012013



Rubber Hub Bushing
Part # 65-079


20-30 HORSEPOWER • 3" GEARCASE

Thru Hub Exhaust & 10 Tooth Spline • Replaces Yamaha® "F" Series Propellers • **!** MUST use Gearcase Adapter Ring supplied with propeller.

20 HP.....1996-1997 F25 4-Stroke..... 1998-2006; 2010 & Newer 30 HP 1983-2002
 25 HP.....1980 & Newer

Boat Description/ Length	VORTEX MICHIGAN					
	ALUMINUM - E SERIES PROPELLERS					
	Dia.	Rot.	Pitch	Bld #	OEM Part #	Part #
16'-18' - AL	10-1/2	R	9	3		992501
14'-17' - AL	10-1/2	R	10	3		992502
14'-17' - AL	10-1/2	R	11	3		992503
13'-16' - LL	10-1/8	R	12	3		992504
13'-16' - LL	10-1/8	R	13	3		992505
13'-16' - LL	10-1/8	R	14	3		992506

Drop-In Hub
Use XHS® or XHS II® Hub Kit
123 OR **223**
!



Boat Description/ Length	MATCH MICHIGAN					
	ALUMINUM PROPELLERS					
	Dia.	Rot.	Pitch	Bld #	OEM Part #	Part #
16'-18' - AL	9-7/8	R	9	3	664-45941-01-00	022001
15'-17' - AL	9-7/8	R	10-1/2	3	664-45945-00-00	022002
14'-16' - AL	9-7/8	R	11-1/4	3	664-45947-10-00	022004
13'-16' - LL	9-7/8	R	12	3	664-45954-01-00	022003
13'-16' - LL	9-7/8	R	13	3	664-45949-02-00	022005
Up to 15' - LL	9-7/8	R	14	3	664-45952-00-00	022006
Up to 15' - LL						

Rubber Hub Bushing
Part # 65-265
Refer to Pages 53-54 for Details on Attachment Hardware Components.

Boat Description/ Length	BALLISTIC MICHIGAN					
	STAINLESS STEEL - E SERIES PROPELLERS					
	Dia.	Rot.	Pitch	Bld #	OEM Part #	Part #
	10-1/8	R	13	3		933013
	10-1/8	R	15	3		933015

Drop-In Hub
Use XHS® or XHS II® Hub Kit
123 OR **223**
!

Note: * May interfere with trim tab.
Gearcase adaptor rings may be slightly larger than engine gearcase.



Did You Know?
A recently conducted independent survey, conducted in cooperation with Michigan Wheel, found Michigan Wheel to have the highest overall customer satisfaction among aftermarket propeller manufacturers.



25-60 HORSEPOWER • 3-1/2" GEARCASE

Thru Hub Exhaust & 13 Tooth Spline • Replaces Yamaha® "G" Series Propellers

T25 HP.....2010 & Newer	48 HP.....1995-2000	55 HP.....1976-1995
F30 4-Stroke.....2001-2005; 2015 & Newer	50 HP (Not T50).....1984 & Newer	60 HP.....1976-1991
40 HP (Includes 40C).....1984 & Newer	F50 4-Stroke.....1995 & Newer	F60 4-Stroke.....1999 & Newer
F40 4-Stroke.....1999 & Newer		

VORTEX MICHIGAN										Drop-In Hub Use XHS® or XHS II® Hub Kit 117 OR 217 Refer to Pages 55-57 for Details on Hub Kit Components.	APOLLO MICHIGAN							Drop-In Hub Use XHS® or XHS II® Hub Kit 117 OR 217 Refer to Pages 55-57 for Details on Hub Kit Components.		
ALUMINUM - D SERIES PROPELLERS											STAINLESS STEEL - D SERIES PROPELLERS									
3-BLADE				LG. DIAMETER 3-BLADE			4-BLADE				Dia.	Rot.	Pitch	Bld #	OEM Part #	Part #				
Dia.	Rot.	Pitch	Part #	Dia.	Rot.	Pitch	Part #	Dia.	Rot.								Pitch		Part #	
								11-1/2	R		8		992401							
				12-1/4	R	9	992601	11-1/2	R		9		992402							
				11-3/4	R	10	992602	11-1/2	R		10		992403							
10-3/8	R	11	992404	11-5/8	R	11	992603	4-BLADE												
10-3/8	R	12	992405	11-3/8	R	12	992604	10-5/8	R		12		941212	10-3/4	R	12	3		MAR-10512-HR-C0	993405
10-3/8	R	13	992406	11-1/8	R	13	992605	10-3/8	R		13		941213	10-1/2	R	13	3		MAR-10513-HR-C0	993406
10-3/8	R	14	992407	11-1/4	R	14	992606	10-1/8	R	14		941214	10-3/8	R	14	3	MAR-10514-HR-C0	993407		
10	R	15	992408					10-1/8	R	15		941215	10-1/8	R	15	3	MAR-10515-HR-C0	993408		
10	R	16	992409																	
MATCH MICHIGAN										Rubber Hub Bushing Part # 65-205 Refer to Pages 53-54 for Details on Attachment Hardware Components.	BALLISTIC MICHIGAN							Drop-In Hub Use XHS® or XHS II® Hub Kit 117 OR 217 Refer to Pages 55-57 for Details on Hub Kit Components.		
ALUMINUM PROPELLERS											STAINLESS STEEL - D SERIES PROPELLERS									
Boat Description/ Length		Dia.	Rot.	Pitch	Bld #	OEM Part #	Part #	Dia.	Rot.		Pitch	Bld #	OEM Part #	Part #						
18' & Up - HL		12-1/4	R	9	3	663-45956-01-00	032046													
17' & Up - HL		11-3/4	R	10	3		032045													
16'-18' - AL, SK		11-5/8	R	11	3	69W-45947-00-00	032044													
15'-17' - CUPPED		10-5/8	R	12	3	6H5-45952-00-00	031074													
15'-17' - AL, SK		11-3/8	R	12	3	69W-45952-00-00	032043													
14'-17' - CUPPED		10-3/8	R	13	3	6H5-45945-00-00	031075													
14'-17' - AL, SK		11-1/8	R	13	3	69W-45945-00-00	032042	10-1/8	R		13	3		933213						
14'-16' - CUPPED		10-1/4	R	14		6H5-45958-00-00	031076													
14'-16' - LL		11-1/4	R	14	3	69W-45958-00-00	032041													
12'-14' - LL		11	R	15	3	69W-45943-00-00	032040	10-1/8	R	15	3		933215							

80-140 HORSEPOWER

Thru Hub Exhaust & 15 Tooth Spline

80 HP.....1977-1983	90 & 115 HP.....1978-1983	140 HP.....1978-1979
---------------------	---------------------------	----------------------

See Mercury® 40-140 HP Product Offering on Page 25.

150-175 HORSEPOWER

Thru Hub Exhaust & 15 Tooth Spline

150 HP.....1979-1983	175 HP.....1978-1979
----------------------	----------------------

See Mercury® V-6 Product Offering on Page 26.

50-130 HORSEPOWER • 4-1/4" GEARCASE

Thru Hub Exhaust & 15 Tooth Spline • Replaces Yamaha® "K" Series Propellers

T50 HP 1996 & Newer	75 HP (Includes C75/E75/P75) 1994-1999	90 HP (Includes C90) 1984 & Newer
T60 HP 2003 & Newer	80 HP 1997	F100 4-Stroke 2000 & Newer
60 HP (Includes C60/E60/P60) 1992-2005	F80 4-Stroke 1999-2002	F115 4-Stroke 2000 & Newer
F70 4-Stroke 2010 & Newer	85 HP 1991-1997	115 HP (Includes C115/P115) 1984 & Newer
70 HP 1984 & Newer	F90 4-Stroke 1999 & Newer	130 HP 1984 & Newer
F75 4-Stroke 2003 & Newer		

VORTEX — MICHIGAN —						APOLLO — MICHIGAN —									
3-BL ALUMINUM - B SERIES					4-BL ALUMINUM - B SERIES					STAINLESS STEEL - B SERIES PROPELLERS					
Dia.	Rot.	Pitch	Bld #	Part #	Dia.	Rot.	Pitch	Bld #	Part #	Dia.	Rot.	Pitch	Bld #	OEM Part #	Part #
14	R	10	3	992109						13-3/8	R	15	3		993143
14	R	11	3	992111	13-7/8	R	11	4	941411	13-3/8	L	15	3	688-45930-02-00	993144
14	R	13	3	992112	13-7/8	R	13	4	941413	13-1/4	L	17	3	6L6-45930-01-00	993154
13-3/4	R	15	3	992113	13-3/8	R	15	4	941415	13-1/8	R	19	3	688-45970-03-00	993145
										13-1/8	L	19	3	6L6-45970-00-00	993155
13-1/4	R	17	3	992114	13	R	17	4	941417	13	R	21	3	688-45972-02-00	993146
										13	L	21	3	6L6-45972-00-00	993156
13	R	19	3	992115	12-1/2	R	19	4	941419						
12-3/4	R	21	3	992116											

MATCH — MICHIGAN —							BALLISTIC — MICHIGAN —									
Boat Description/Length	ALUMINUM PROPELLERS						STAINLESS STEEL - B SERIES PROPELLERS									
	Dia.	Rot.	Pitch	Bld #	OEM Part #	Part #	3-BLADE BALLISTIC			3-BLADE BALLISTIC XL						
	Dia.	Rot.	Pitch	Bld #	Part #		Dia.	Rot.	Pitch	Bld #	Part #	Dia.	Rot.	Pitch	Bld #	Part #
25' & Up	14	R	11	3		101036										
22'-25' - AL	13-5/8	R	13	3	6E5-45949-00-00	101031										
20'-24' - AL	13-1/2	R	15	3	6E5-45947-00-00	101032	13-5/8	R	15	3	933415					
17'-19' - AL	13-1/4	R	17	3	6E5-45945-01-00	101033	13-1/2	R	17	3	933417					
16'-18' - AL	13	R	19	3	6E5-45941-00-00	101034	13-3/8	R	19	3	933419					
15'-18' - AL	12-5/8	R	21	3		101035	13-1/8	R	21	3	933421					
High Performance												13-1/2	R	22	3	953422
High Performance												13-1/2	R	24	3	953424

Drop-In Hub

Use XHS II® Hub Kit 203 / 208

USE Gearcase Adapter Ring supplied with propeller.

Refer to Pages 55-57 for Details on Hub Kit Components.

Rubber Hub Bushing Part # 65-441

Refer to Pages 53-54 for Details on Attachment Hardware Components.

Drop-In Hub

Use XHS II® Hub Kit 203 / 208

USE Gearcase Adapter Ring supplied with propeller.

Refer to Pages 55-57 for Details on Hub Kit Components.

Drop-In Hub

Use XHS II® Hub Kit 203 / 208

USE Gearcase Adapter Ring supplied with propeller.

Refer to Pages 55-57 for Details on Hub Kit Components.

Note: For F75B (4-Stroke), F90B (4-Stroke), 115 HP, F115 (4-Stroke), and 130 HP engine applications use XHS II® (Drop-In Hub) Kit #203. For all other engine applications use XHS II® (Drop-In Hub) Kit #208.

Note: * Michigan Wheel high performance trim tab P/N 990341 is required when using stainless steel propellers on Yamaha 50-130 HP engines.

150-300 HORSEPOWER • 4-3/4" GEARCASE

Thru Hub Exhaust & 15 Tooth Spline • Replaces Yamaha® "M" or "T" Series Propellers

150 HP.....	1986 & Newer
F150 4-Stroke.....	2004 & Newer
175 HP.....	1984 & Newer
F175 4-Stroke.....	2014 & Newer
200 HP.....	1984 & Newer
200 HP V MAX®.....	2001
F200 4-Stroke.....	2002 & Newer
VF200 V MAX® SHO.....	2010 & Newer

220 HP (Special)	1984-1985
225 HP (Excel)	1987-1988
225 HP.....	1986 & Newer
F225 4-Stroke.....	2002 & Newer
VF225 V MAX® SHO.....	2010 & Newer
F225 Offshore.....	2010 & Newer
250 HP.....	1990 & Newer
250 HP V MAX®.....	2001

F250 4-Stroke.....	2002 & Newer
VF250 V MAX® SHO.....	2010 & Newer
F250 Offshore.....	2010 & Newer
300 HP.....	2004-2007
F300 Offshore.....	2010 & Newer

*For engines 300 HP or higher, use "High Horsepower Sleeve" (P/N 991372). See Page 48 for more details.

VORTEX MICHIGAN									
3-BL ALUMINUM - A SERIES					4-BL ALUMINUM - A SERIES				
Dia.	Rot.	Pitch	Bld #	Part #	Dia.	Rot.	Pitch	Bld #	Part #
16	R	13	3	992001					
15-1/4	R	15	3	992002					
16	R	16	3	931516					
15	R	17	3	992003	15	R	16	4	992202
14-1/2	R	19	3	992004	14-1/2	R	18	4	992203
14-1/4	R	21	3	992005	14	R	20	4	992204
14	R	23	3	992006					

Drop-In Hub

Use XHS II® Hub Kit
203
Refer to Pages 55-57 for Details on Hub Kit Components.

APOLLO MICHIGAN											
STD. 3-BLADE A SERIES				LG DIA. 3-BLADE A SERIES			4-BLADE A SERIES				
Dia.	Rot.	Pitch	Part #	Dia.	Rot.	Pitch	Part #	Dia.	Rot.	Pitch	Part #
14-3/8	R	15	993042								
14-3/8	L	15	993052								
14-1/4	R	17	993043	15-1/2	R	17	993023	14-5/8	R	16	993203
14-1/4	L	17	993053	15-1/2	L	17	993033	14-5/8	L	16	993213
14-1/8	R	19	993044	15-1/4	R	19	993024	14-3/8	R	18	993204
14-1/8	L	19	993054	15-1/4	L	19	993034	14-3/8	L	18	993214
14	R	21	993045	14-3/4	R	21	993025	14-1/8	R	20	993205
14	L	21	993055	14-3/4	L	21	993035	14-1/8	L	20	993215
13-7/8	R	23	993046	14-5/8	R	23	993026	14	R	22	993206
13-7/8	L	23	993056	14-5/8	L	23	993036	14	L	22	993216

Drop-In Hub

Use XHS II® Hub Kit
203
Refer to Pages 55-57 for Details on Hub Kit Components.

Boat Description/Length	MATCH MICHIGAN					
	ALUMINUM PROPELLERS					
	Dia.	Rot.	Pitch	Bld #	OEM Part #	Part #
20'-22' - AL, SK	15-1/4	R	15	3	6G5-45941-00-00	101025
19'-21' - AL, SK	14-1/2	R	17	3	6G5-45947-01-00	101027
19'-21' - AL, SK						
18'-20' - AL, SK	14	R	19	3	6G5-45945-01-00	101028
18'-20' - AL, SK						
18'-20' - AL, SK	13-3/4	R	21	3	6G5-45943-01-00	101029
18'-20' - AL, SK						
Up to 18' - AL, SK						
Up to 18' - AL, SK						
Up to 18' - AL, SK						
High Performance						
High Performance						
High Performance						
High Performance						
High Performance						
High Performance						
High Performance						

Rubber Hub Bushing
Part # 65-441
Refer to Pages 53-54 for Details on Attachment Hardware Components.

BALLISTIC MICHIGAN									
STAINLESS STEEL - A SERIES PROPELLERS									
3-BLADE BALLISTIC					3-BLADE BALLISTIC XL				
Dia.	Rot.	Pitch	Bld #	Part #	Dia.	Rot.	Pitch	Bld #	Part #
14-7/8	R	15	3	933515					
14-3/4	R	17	3	933517					
14-3/4	L	17	3	937517					
14-1/2	R	19	3	933519					
14-1/2	L	19	3	937519					
14-3/8	R	21	3	933521					
14-3/8	L	21	3	937521					
14-1/4	R	23	3	933523					
14-1/4	L	23	3	937523					
14-1/4	R	25	3	933525					
					14-3/4	R	22	3	* 953522
					14-3/4	R	24	3	* 953524
					14-3/4	R	26	3	* 953526
					4-BLADE BALLISTIC XL				
					14-1/8	R	23	4	* 963523
					14-1/8	R	25	4	* 963525
					14-1/8	R	27	4	* 963527

Drop-In Hub

Use XHS II® Hub Kit
203
Refer to Pages 55-57 for Details on Hub Kit Components.



* May interfere with trim tab.

Key to Abbreviations: LL = Light Loads; SB = Sailboat; AL = All Loads; SK = Skiboat; WB = Workboat; HB = Houseboat; CR = Cruisers; HL = Heavy Loads; WD = Weedless

6 - 9.9 HORSEPOWER

Thru Hub Exhaust & 7 Tooth Spline

Parsun® 6 HP 4-Stroke All Years	Parsun® 8 HP 4-Stroke All Years	Parsun® 9.8 HP 4-Stroke All Years
Selva® 8 HP (Ray) 2014 & Newer	Selva® 9.9 HP (Pike) 2014 & Newer	

Boat Description/ Length	MATCH MICHIGAN					
	ALUMINUM PROPELLERS					
	Dia.	Rot.	Pitch	Bld #	OEM Part #	Part #
General Usage	8-1/2	R	7-1/2	3	6G1-45943-00-00	102002



Rubber
Hub
Bushing
Part # 65-360

9.9 - 15 HORSEPOWER • 2-1/2" GEARCASE

Thru Hub Exhaust & 8 Tooth Spline

Parsun® 9.9 HP 4-Stroke All Years	Parsun® 15 HP 4-Stroke All Years	Parsun® T15 All Years
Parsun® T9.9 All Years		
Selva® 9.9XS (Wahoo) 2014 & Newer	Selva® 15 HP (Wahoo) 2014 & Newer	

Boat Description/ Length	MATCH MICHIGAN					
	ALUMINUM PROPELLERS					
	Dia.	Rot.	Pitch	Bld #	OEM Part #	Part #
14'-20' - HL	9-1/4	R	8	3	63V-45947-00-00	102003
14'-19' - AL	9-1/4	R	9	3	63V-45945-10-00	102004
14'-19' - AL	9-1/4	R	9-3/4	3	683-45952-00-00	102106
14'-16' - AL	9-1/4	R	10-1/2	3	683-45943-00-00	102005
Up to 14' - LL	9-1/4	R	12	3	683-45941-00-00	102107



Rubber
Hub
Bushing
Part # 65-359

20-25 HORSEPOWER • 3" GEARCASE

Thru Hub Exhaust & 10 Tooth Spline **! MUST use Gearcase Adapter Ring supplied with propeller.**

Parsun® 20 HP 4-Stroke All Years	Parsun® 25 HP 4-Stroke All Years	Parsun® T25 All Years
Parsun® T20 All Years		
Selva® 25 HP (Kingfish) 2014 & Newer		

Boat Description/ Length	VORTEX MICHIGAN					
	ALUMINUM - E SERIES PROPELLERS					
	Dia.	Rot.	Pitch	Bld #	OEM Part #	Part #
16'-18' - AL	10-1/2	R	9	3		992501
14'-17' - AL	10-1/2	R	10	3		992502
14'-17' - AL	10-1/2	R	11	3		992503
13'-16' - LL	10-1/8	R	12	3		992504
13'-16' - LL	10-1/8	R	13	3		992505
13'-16' - LL	10-1/8	R	14	3		992506

Drop-In
Hub
Use XHS®
or XHS II®
Hub Kit
123
OR
223
!



Boat Description/ Length	MATCH MICHIGAN					
	ALUMINUM PROPELLERS					
	Dia.	Rot.	Pitch	Bld #	OEM Part #	Part #
16'-18' - AL	9-7/8	R	9	3	664-45941-01-00	022001
15'-17' - AL	9-7/8	R	10-1/2	3	664-45945-00-00	022002
14'-16' - AL	9-7/8	R	11-1/4	3	664-45947-10-00	022004
13'-16' - LL	9-7/8	R	12	3	664-45954-01-00	022003
13'-16' - LL	9-7/8	R	13	3	664-45949-02-00	022005
Up to 15' - LL	9-7/8	R	14	3	664-45952-00-00	022006

Rubber
Hub
Bushing
Part # 65-265

BALLISTIC MICHIGAN						
STAINLESS STEEL - E SERIES PROPELLERS						
Dia.	Rot.	Pitch	Bld #	OEM Part #	Part #	
10-1/8	R	13	3		933013	
10-1/8	R	15	3		933015	

Drop-In
Hub
Use XHS®
or XHS II®
Hub Kit
123
OR
223
!

Note: * May interfere with trim tab.

15-60 HORSEPOWER • 3-1/2" GEARCASE

Thru Hub Exhaust & 13 Tooth Spline

Parsun® T35.....All Years
 Selva® 15 XS EFI (Aruana)2014 & Newer
 Selva® 20 XS (Dorado)2014 & Newer
 Selva® 25 XS (Dorado)2014 & Newer

Parsun®T40.....All Years
 Selva® 30 XS (Dorado)2014 & Newer
 Selva® 40 EFI (Aruana).....2014 & Newer
 Selva® 50XSR (Dorado).....2014 & Newer

Selva® 60 EFI (Dorado).....2014 & Newer
 Selva® 60XSR EFI (Dorado) ..2014 & Newer

VORTEX
MICHIGAN

ALUMINUM - D SERIES PROPELLERS

3-BLADE				LG. DIAMETER 3-BLADE				4-BLADE			
Dia.	Rot.	Pitch	Part #	Dia.	Rot.	Pitch	Part #	Dia.	Rot.	Pitch	Part #
								11-1/2	R	8	992401
				12-1/4	R	9	992601	11-1/2	R	9	992402
				11-3/4	R	10	992602	11-1/2	R	10	992403
10-3/8	R	11	992404	11-5/8	R	11	992603	4-BLADE			
10-3/8	R	12	992405	11-3/8	R	12	992604	10-5/8	R	12	941212
10-3/8	R	13	992406	11-1/8	R	13	992605	10-3/8	R	13	941213
10-3/8	R	14	992407	11-1/4	R	14	992606	10-1/8	R	14	941214
10	R	15	992408					10-1/8	R	15	941215
10	R	16	992409								

Drop-In Hub

Use XHS® or XHS II® Hub Kit

117 OR 217

Refer to Pages 55-57 for Details on Hub Kit Components.

APOLLO
MICHIGAN

STAINLESS STEEL - D SERIES PROPELLERS

Dia.	Rot.	Pitch	Bld #	OEM Part #	Part #
10-3/4	R	12	3	MAR-10512-HR-CO	993405
10-1/2	R	13	3	MAR-10513-HR-CO	993406
10-3/8	R	14	3	MAR-10514-HR-CO	993407
10-1/8	R	15	3	MAR-10515-HR-CO	993408

Drop-In Hub

Use XHS® or XHS II® Hub Kit

117 OR 217

Refer to Pages 55-57 for Details on Hub Kit Components.

MATCH
MICHIGAN

ALUMINUM PROPELLERS

Boat Description/ Length	Dia.	Rot.	Pitch	Bld #	OEM Part #	Part #
18' & Up - HL	12-1/4	R	9	3	663-45956-01-00	032046
17' & Up - HL	11-3/4	R	10	3		032045
16'-18' - AL, SK	11-5/8	R	11	3	69W-45947-00-00	032044
15'-17' - CUPPED	10-5/8	R	12	3	6H5-45952-00-00	031074
15'-17' - AL, SK	11-3/8	R	12	3	69W-45952-00-00	032043
14'-17' - CUPPED	10-3/8	R	13	3	6H5-45945-00-00	031075
14'-17' - AL, SK	11-1/8	R	13	3	69W-45945-00-00	032042
14'-16' - CUPPED	10-1/4	R	14		6H5-45958-00-00	031076
14'-16' - LL	11-1/4	R	14	3	69W-45958-00-00	032041
12'-14' - LL	11	R	15	3	69W-45943-00-00	032040

Rubber Hub Bushing
Part # 65-205

BALLISTIC
MICHIGAN

STAINLESS STEEL - D SERIES PROPELLERS

Dia.	Rot.	Pitch	Bld #	OEM Part #	Part #
10-1/8	R	13	3		933213
10-1/8	R	15	3		933215

Drop-In Hub

Use XHS® or XHS II® Hub Kit

117 OR 217

Refer to Pages 55-57 for Details on Hub Kit Components.

30-115 HORSEPOWER • 4-1/4" GEARCASE

Thru Hub Exhaust & 15 Tooth Spline • Replaces Yamaha® "K" Series Propellers

Parsun® T60.....All Years	Parsun® T85.....All Years	Parsun® T90.....All Years
Parsun® T75.....All Years		
Selva® 30XS (Marlin).....2014 & Newer	Selva® 50XS (Marlin).....2014 & Newer	Selva® 80XS (Marlin).....2014 & Newer
Selva® 40XS (Marlin).....2014 & Newer	Selva® 50XS (Murena).....2014 & Newer	Selva® 100 XS (Marlin).....2014 & Newer
Selva® 40XS (Tarpon).....2014 & Newer	Selva® 70XSR EFI (Murena).....2014 & Newer	Selva® 115 EFI (Tarpon).....2014 & Newer

VORTEX — MICHIGAN —					
3-BL ALUMINUM - B SERIES			4-BL ALUMINUM - B SERIES		
Dia.	Rot.	Pitch	Bld #	Part #	
14	R	10	3	992109	
14	R	11	3	992111	13-7/8 R 11 4 941411
14	R	13	3	992112	13-7/8 R 13 4 941413
13-3/4	R	15	3	992113	13-3/8 R 15 4 941415
13-1/4	R	17	3	992114	13 R 17 4 941417
13	R	19	3	992115	12-1/2 R 19 4 941419
12-3/4	R	21	3	992116	

Drop-In Hub
Use XHS II® Hub Kit **203 / 208**
USE Gearcase Adapter Ring supplied with propeller.
Refer to Pages 55-57 for Details on Hub Kit Components.

APOLLO — MICHIGAN —					
STAINLESS STEEL - B SERIES PROPELLERS					
Dia.	Rot.	Pitch	Bld #	OEM Part #	Part #
13-3/8	R	15	3		※ 993143
13-3/8	L	15	3		※ 993153
13-1/4	R	17	3	688-45930-02-00	※ 993144
13-1/4	L	17	3	6L6-45930-01-00	※ 993154
13-1/8	R	19	3	688-45970-03-00	※ 993145
13-1/8	L	19	3	6L6-45970-00-00	※ 993155
13	R	21	3	688-45972-02-00	※ 993146
13	L	21	3	6L6-45972-00-00	※ 993156

Drop-In Hub
Use XHS II® Hub Kit **203 / 208**
USE Gearcase Adapter Ring supplied with propeller.
Refer to Pages 55-57 for Details on Hub Kit Components.

Boat Description/Length	MATCH — MICHIGAN —					
	ALUMINUM PROPELLERS					
	Dia.	Rot.	Pitch	Bld #	OEM Part #	Part #
25' & Up	14	R	11	3		101036
22'-25' - AL	13-5/8	R	13	3	6E5-45949-00-00	101031
20'-24' - AL	13-1/2	R	15	3	6E5-45947-00-00	101032
17'-19' - AL	13-1/4	R	17	3	6E5-45945-01-00	101033
16'-18' - AL	13	R	19	3	6E5-45941-00-00	101034
15'-18' - AL	12-5/8	R	21	3		101035
High Performance						
High Performance						

Rubber Hub Bushing
Part # 65-441

BALLISTIC — MICHIGAN —									
STAINLESS STEEL - B SERIES PROPELLERS									
3-BLADE BALLISTIC					3-BLADE BALLISTIC XL				
Dia.	Rot.	Pitch	Bld #	Part #	Dia.	Rot.	Pitch	Bld #	Part #
13-5/8	R	15	3	933415					
13-1/2	R	17	3	933417					
13-3/8	R	19	3	933419					
13-1/8	R	21	3	※ 933421					
					13-1/2	R	22	3	※ 953422
					13-1/2	R	24	3	※ 953424

Drop-In Hub
Use XHS II® Hub Kit **203 / 208**
USE Gearcase Adapter Ring supplied with propeller.
Refer to Pages 55-57 for Details on Hub Kit Components.

Note: For 115 HP use XHS II® (Drop-In Hub) Kit #203.
For all other engine applications use XHS II® (Drop-In Hub) Kit #208.

Note: ※ Michigan Wheel high performance trim tab P/N 990341 is required when using stainless steel propellers.

150-250 HORSEPOWER • 4-3/4" GEARCASE

Thru Hub Exhaust & 15 Tooth Spline • Replaces Yamaha® "M" or "T" Series Propellers

Selva® 150XSR EFI (Killer Whale)..2014 & Newer
Selva® 150 EFI (Killer Whale).....2014 & Newer

Selva® 200 EFI (Grey Whale)2014 & Newer
Selva® 225 EFI (Fin Whale).....2014 & Newer

Selva® 250 EFI (Blue Whale)..2014 & Newer

VORTEX
MICHIGAN

APOLLO
MICHIGAN

3-BL ALUMINUM - A SERIES					4-BL ALUMINUM - A SERIES				
Dia.	Rot.	Pitch	Bld #	Part #	Dia.	Rot.	Pitch	Bld #	Part #
16	R	13	3	992001					
15-1/4	R	15	3	992002					
16	R	16	3	931516					
15	R	17	3	992003	15	R	16	4	992202
14-1/2	R	19	3	992004	14-1/2	R	18	4	992203
14-1/4	R	21	3	992005	14	R	20	4	992204
14	R	23	3	992006					

Drop-In Hub

Use XHS II® Hub Kit

203

Refer to Pages 55-57 for Details on Hub Kit Components.

STD. 3-BLADE A SERIES				LG DIA. 3-BLADE A SERIES				4-BLADE A SERIES			
Dia.	Rot.	Pitch	Part #	Dia.	Rot.	Pitch	Part #	Dia.	Rot.	Pitch	Part #
14-3/8	R	15	993042								
14-3/8	L	15	993052								
14-1/4	R	17	993043	15-1/2	R	17	993023	14-5/8	R	16	993203
14-1/4	L	17	993053	15-1/2	L	17	993033	14-5/8	L	16	993213
14-1/8	R	19	993044	15-1/4	R	19	993024	14-3/8	R	18	993204
14-1/8	L	19	993054	15-1/4	L	19	993034	14-3/8	L	18	993214
14	R	21	993045	14-3/4	R	21	993025	14-1/8	R	20	993205
14	L	21	993055	14-3/4	L	21	993035	14-1/8	L	20	993215
13-7/8	R	23	993046	14-5/8	R	23	993026	14	R	22	993206
13-7/8	L	23	993056	14-5/8	L	23	993036	14	L	22	993216

Drop-In Hub

Use XHS II® Hub Kit

203

Refer to Pages 55-57 for Details on Hub Kit Components.

MATCH
MICHIGAN

BALLISTIC
MICHIGAN

Boat Description/ Length	ALUMINUM PROPELLERS					
	Dia.	Rot.	Pitch	Bld #	OEM Part #	Part #
20'-22' - AL., SK	15-1/4	R	15	3	6G5-45941-00-00	101025
19'-21' - AL., SK	14-1/2	R	17	3	6G5-45947-01-00	101027
19'-21' - AL., SK						
18'-20' - AL., SK	14	R	19	3	6G5-45945-01-00	101028
18'-20' - AL., SK						
18'-20' - AL., SK	13-3/4	R	21	3	6G5-45943-01-00	101029
18'-20' - AL., SK						
Up to 18' - AL., SK						
Up to 18' - AL., SK						
Up to 18' - AL., SK						
High Performance						
High Performance						
High Performance						
High Performance						
High Performance						
High Performance						
High Performance						

Rubber Hub Bushing
Part # 65-441

STAINLESS STEEL - A SERIES PROPELLERS										
3-BLADE BALLISTIC						3-BLADE BALLISTIC XL				
Dia.	Rot.	Pitch	Bld #	Part #		Dia.	Rot.	Pitch	Bld #	Part #
14-7/8	R	15	3	933515						
14-3/4	R	17	3	933517						
14-3/4	L	17	3	937517						
14-1/2	R	19	3	933519						
14-1/2	L	19	3	937519						
14-3/8	R	21	3	933521						
14-3/8	L	21	3	937521						
14-1/4	R	23	3	933523						
14-1/4	L	23	3	937523						
14-1/4	R	25	3	933525						
						14-3/4	R	22	3	* 953522
						14-3/4	R	24	3	* 953524
						14-3/4	R	26	3	* 953526
						4-BLADE BALLISTIC XL				
						14-1/8	R	23	4	* 963523
						14-1/8	R	25	4	* 963525
						14-1/8	R	27	4	* 963527



* May interfere with trim tab.

Drop-In Hub

Use XHS II® Hub Kit

203

Refer to Pages 55-57 for Details on Hub Kit Components.

MERCURISER®, ALPHA ONE™, BRAVO ONE™ • 4-3/4" GEARCASE

Thru Hub Exhaust & 15 Tooth Spline

MODELS 1A, 1B, 1C.....	Thru 1982
MODELS 120, 140, 145 DTS.....	Thru 1982
MODELS 165, 228, 470, 485, 888, 898 ...	Thru 1982
MODELS 225S, 233, 255TRS.....	Thru 1982
MODELS 260, 280TRS, 330TRS	Thru 1982
120-190 HP Mercuriser®	1983-1985
200-260 HP Mercuriser®	1983-1985

Alpha One™
2.5L - 5.7L Alpha One™
6.2L MPI Alpha One™
262, 350, 454 Magnum
320 EFI Alpha One™

All Years
All Years
All Years
All Years

Bravo One™ (Bravo One™ & Bravo One™ X Drives only.)	
320 EFI, 350, 377	All Years
5.0L - 7.4L Bravo One™	All Years
D2.8L - D7.3L (Diesel).....	All Years

*For engines 300 HP or higher, use "High Horsepower Sleeve" (P/N 991372). See Page 48 for more details.

VORTEX MICHIGAN

3-BL ALUMINUM - A SERIES					4-BL ALUMINUM - A SERIES			
Dia.	Rot.	Pitch	Bld #	Part #	Dia.	Rot.	Pitch	Part #
16	R	13	3	992001				
15-1/4	R	15	3	992002				
16	R	16	3	931516				
15	R	17	3	992003	15	R	16	4 992202
14-1/2	R	19	3	992004	14-1/2	R	18	4 992203
14-1/4	R	21	3	992005	14	R	20	4 992204
14	R	23	3	992006				

Drop-In Hub

Use XHS II® Hub Kit

202

Refer to Pages 55-57 for Details on Hub Kit Components.

APOLLO MICHIGAN

STD. 3-BLADE A SERIES				LG DIA. 3-BLADE A SERIES				4-BLADE A SERIES			
Dia.	Rot.	Pitch	Part #	Dia.	Rot.	Pitch	Part #	Dia.	Rot.	Pitch	Part #
14-3/8	R	15	993042								
14-3/8	L	15	993052								
14-1/4	R	17	993043	15-1/2	R	17	993023	14-5/8	R	16	993203
14-1/4	L	17	993053	15-1/2	L	17	993033	14-5/8	L	16	993213
14-1/8	R	19	993044	15-1/4	R	19	993024	14-3/8	R	18	993204
14-1/8	L	19	993054	15-1/4	L	19	993034	14-3/8	L	18	993214
14	R	21	993045	14-3/4	R	21	993025	14-1/8	R	20	993205
14	L	21	993055	14-3/4	L	21	993035	14-1/8	L	20	993215
13-7/8	R	23	993046	14-5/8	R	23	993026	14	R	22	993206
13-7/8	L	23	993056	14-5/8	L	23	993036	14	L	22	993216

Drop-In Hub

Use XHS II® Hub Kit

202

Refer to Pages 55-57 for Details on Hub Kit Components.

MATCH MICHIGAN

Boat Description/ Length	ALUMINUM PROPELLERS					
	Dia.	Rot.	Pitch	Bld #	OEM Part #	Part #
CR, HB	16	R	13	3	48-78114A45	031513
21'-24' - AL	15-1/4	R	15	3	48-78116A45	031023
20'-23' - AL, SK	16	R	16	3	48-16440A45	031516
19'-23' - AL, SK	14-1/2	R	17	3	48-78118A40	031024
19'-23' - AL, SK	15	R	17	3	48-832828A45	031064
19'-22' - AL, SK	15-1/2	R	18	3	48-11324A45	031052
18'-22' - AL, SK	14	R	19	3	48-78120A40	031025
18'-22' - AL, SK	14-1/2	R	19	3	48-832830A45	031065
18'-20' - AL, SK	13-3/4	R	21	3	48-78122A40	031026
18'-20' - AL, SK	14-1/4	R	21	3	48-832832A45	031066
17'-20' - AL, SK						
17'-20' - AL, SK						
Up to 18'						
High Performance						
High Performance						
High Performance						
High Performance						
High Performance						
High Performance						

Rubber Hub Bushing

Part # 65-322

Use MWM Kit 990312 (Conductivity Washer, Aft Washer) or MWM Kit 9661-1 (Fwd Washer, Conductivity Washer, Aft Washer, Propeller Nut)

See Page 24 for details.

BALLISTIC MICHIGAN

STAINLESS STEEL - A SERIES PROPELLERS									
3-BLADE BALLISTIC					3-BLADE BALLISTIC XL				
Dia.	Rot.	Pitch	Bld #	Part #	Dia.	Rot.	Pitch	Bld #	Part #
14-7/8	R	15	3	933515					
14-3/4	R	17	3	933517					
14-3/4	L	17	3	937517					
14-1/2	R	19	3	933519					
14-1/2	L	19	3	937519					
14-3/8	R	21	3	933521					
14-3/8	L	21	3	937521					
14-1/4	R	23	3	933523					
14-1/4	L	23	3	937523					
14-1/4	R	25	3	933525					
					14-3/4	R	22	3	953522
					14-3/4	R	24	3	953524
					14-3/4	R	26	3	953526
					4-BLADE BALLISTIC XL				
					14-1/8	R	23	4	963523
					14-1/8	R	25	4	963525
					14-1/8	R	27	4	963527

Drop-In Hub

Use XHS II® Hub Kit

202

Refer to Pages 55-57 for Details on Hub Kit Components.



Note: * Replace standard trim tab with Michigan Wheel trim tab P/N 990404.
 ◊ These applications will require Michigan Wheel anode plate P/N 990405.

BRAVO ONE™ • OVER 365 HP • (SOLID HUB) • 4-3/4" GEARCASE

Thru Hub Exhaust & 15 Tooth Spline

454 Magnum (385 HP) 1995 & Newer
 496 Magnum (375 HP) All Years

496 Magnum H.O. (425 HP) All Years
 502 Magnum (390-415 HP) 1990 & Newer

450 HP 1995
 465 HP 1991 & 1994



APOLLO MICHIGAN



BALLISTIC MICHIGAN

APOLLO MICHIGAN

STD. 3-BLADE A SERIES				LG DIA. 3-BLADE A SERIES				4-BLADE A SERIES			
Dia.	Rot.	Pitch	Part #	Dia.	Rot.	Pitch	Part #	Dia.	Rot.	Pitch	Part #
14-3/8	R	15	993042								
14-3/8	L	15	993052								
14-1/4	R	17	993043	15-1/2	R	17	993023	14-5/8	R	16	993203
14-1/4	L	17	993053	15-1/2	L	17	993033	14-5/8	L	16	993213
14-1/8	R	19	993044	15-1/4	R	19	993024	14-3/8	R	18	993204
14-1/8	L	19	993054	15-1/4	L	19	993034	14-3/8	L	18	993214
14	R	21	993045	14-3/4	R	21	993025	14-1/8	R	20	993205
14	L	21	993055	14-3/4	L	21	993035	14-1/8	L	20	993215
13-7/8	R	23	993046	14-5/8	R	23	993026	14	R	22	993206
13-7/8	L	23	993056	14-5/8	L	23	993036	14	L	22	993216

Drop-In Hub

Use XHS II® Hub Kit

202SH

Refer to Pages 55-57 for Details on Hub Kit Components.



990404



990405

BALLISTIC MICHIGAN

STAINLESS STEEL - A SERIES PROPELLERS

3-BLADE BALLISTIC					3-BLADE BALLISTIC XL				
Dia.	Rot.	Pitch	Bld #	Part #	Dia.	Rot.	Pitch	Bld #	Part #
14-7/8	R	15	3	933515					
14-3/4	R	17	3	933517					
14-3/4	L	17	3	937517					
14-1/2	R	19	3	933519					
14-1/2	L	19	3	937519					
14-3/8	R	21	3	933521					
14-3/8	L	21	3	937521					
14-1/4	R	23	3	933523					
14-1/4	L	23	3	937523					
14-1/4	R	25	3	933525					
					14-3/4	R	22	3	953522
					14-3/4	R	24	3	953524
					14-3/4	R	26	3	953526

Drop-In Hub

Use XHS II® Hub Kit

202SH

Refer to Pages 55-57 for Details on Hub Kit Components.

Note: * Replace standard trim tab with Michigan Wheel trim tab P/N 990404.
 ◊ These applications will require Michigan Wheel anode plate P/N 990405.

NEW BRAVO II™ • (BRAVO BRASS DRIVE) • 4-3/4" GEARCASE

Thru Hub Exhaust & 19 Tooth Spline

4.3 L (155-250 HP) 1996 & Newer
 5.7 L (210-300 HP) 1993 & Newer

7.4 L (300-385 HP) 1990 & Newer
 496 Magnum (375-425 HP) 2001 & Newer

D2.8 L (150 HP) 1997 & Newer
 D4.2 L (200-250 HP) 1996 & Newer

MATCH MICHIGAN

ALUMINUM PROPELLERS

Boat Description/ Length	Dia.	Rot.	Pitch	Bld #	OEM Part #	
					OEM Part #	Part #
28'- 32' (21-31 MPH)	18-3/4	R	17	3	48-18612A40	031617
28'- 32' (21-31 MPH)	18-3/4	L	17	3	48-18613A40	035617
26'- 30' (32-36 MPH)	18-1/4	R	19	3	48-18614A40	031619
26'- 30' (32-36 MPH)	18-1/4	L	19	3	48-18615A40	035619
25'- 28' (35-40 MPH)	17-3/4	R	21	3	48-18616A40	031621
25'- 28' (35-40 MPH)	17-3/4	L	21	3	48-18617A40	035621
24'- 27' (39-44 MPH)	17-1/2	R	23	3	48-18618A40	031623
24'- 27' (39-44 MPH)	17-1/2	L	23	3	48-18619A40	035623



031619

Use Brass Drive Insert
991442

Note: Part numbers and availability may differ in European market.

MODEL 400, COBRA® • 4-1/4" GEARCASE

Thru Hub Exhaust & 13 Tooth Spline

Model 400	Cobra®
2.3 L (120 HP) Thru 1991	2.3 L (128 HP) 1988-1991
2.5 L (120 HP) 1978-1984	2.5 L (120 HP) 1985-1987
3.0 L (140 HP) Thru 1989	3.0 L (140 HP) 1985-1987

VORTEX MICHIGAN					APOLLO MICHIGAN											
3-BL ALUMINUM - B SERIES					4-BL ALUMINUM - B SERIES					Drop-In Hub Use XHS II® Hub Kit 206 Do NOT use Gearcase Adapter Ring supplied with propeller. Refer to Pages 55-57 for Details on Hub Kit Components.	STAINLESS STEEL - B SERIES PROPELLERS					Drop-In Hub Use XHS II® Hub Kit 206 Do NOT use Gearcase Adapter Ring supplied with propeller. Refer to Pages 55-57 for Details on Hub Kit Components.
Dia.	Rot.	Pitch	Bld #	Part #	Dia.	Rot.	Pitch	Bld #	Part #		Dia.	Rot.	Pitch	Bld #	OEM Part #	
14	R	10	3	992109												
14	R	11	3	992111	13-7/8	R	11	4	941411							
14	R	13	3	992112	13-7/8	R	13	4	941413							
13-3/4	R	15	3	992113	13-3/8	R	15	4	941415	13-3/8	R	15	3		993143	
										13-3/8	L	15	3		993153	
13-1/4	R	17	3	992114	13	R	17	4	941417	13-1/4	R	17	3		993144	
										13-1/4	L	17	3		993154	
13	R	19	3	992115	12-1/2	R	19	4	941419	13-1/8	R	19	3		993145	
										13-1/8	L	19	3		993155	
12-3/4	R	21	3	992116						13	R	21	3		993146	
										13	L	21	3		993156	

Boat Description/ Length	MATCH MICHIGAN						Rubber Hub Bushing Part # 65-172	BALLISTIC MICHIGAN						Drop-In Hub Use XHS II® Hub Kit 206 Do NOT use Gearcase Adapter Ring supplied with propeller. Refer to Pages 55-57 for Details on Hub Kit Components.
	ALUMINUM PROPELLERS							STAINLESS STEEL - B SERIES PROPELLERS						
	Dia.	Rot.	Pitch	Bld #	OEM Part #	Part #	Dia.	Rot.	Pitch	Bld #	OEM Part #	Part #		
CR, HB	14	R	11	3	763301	012047								
19'-22' - AL, SK	14	R	13	3	763302	011001								
17'-19' - AL, SK	13-3/4	R	15	3	763466	011002	13-5/8	R	15	3		933415		
15'-17' - AL, SK	13-1/4	R	17	3	763463	011003	13-1/2	R	17	3		933417		
15'-17' - AL, SK	14	R	17	3	763463	011024								
14'-16' - AL	13	R	19	3	763464	011004	13-3/8	R	19	3		933419		
14'-16' - AL, SK	14	R	19	3	763464	011025								
13'-15' - AL, SK	12-3/4	R	21	3	763465	011005	13-1/8	R	21	3		933421		

SEA DRIVE® 1982 & NEWER • 4-1/4" GEARCASE

Thru Hub Exhaust & 13 Tooth Spline

1.6 L V-4 1982 & Newer	1.8 L V-4 1987 & Newer
------------------------------	------------------------------

For twin installations increase pitch 2".

Boat Description/ Length	MATCH MICHIGAN						Rubber Hub Bushing Part # 65-172
	ALUMINUM PROPELLERS						
	Dia.	Rot.	Pitch	Bld #	OEM Part #	Part #	
CR, HB	14	R	11	3	763301	012047	
19'-22' - AL	14	R	13	3	763302	011001	
17'-19' - AL	13-3/4	R	15	3	763466	011002	
15'-17' - AL	13-1/4	R	17	3	763463	011003	
15'-17' - AL, SK	14	R	17	3	763463	011024	
14'-16' - AL	13	R	19	3	763464	011004	
14'-16' - AL, SK	14	R	19	3	763464	011025	
13'-15' - AL, SK	13	R	21	3	763465	011105	

MODEL 800, KING COBRA®, COBRA®, SEA DRIVE® • 4-3/4" GEARCASE

Thru Hub Exhaust & 15 Tooth Spline

3.0 L.....1990-1993	5.0 L.....1978-1993	7.4 L.....1990-1993
3.2 L (Diesel).....1992-1993	5.7 L.....1978-1993	7.5 L.....1987-1990
3.8 L.....1978-1985	5.8 L (Cobra®).....1989-1993	8.2 L.....1992-1993
4.3 L.....1985-1993	5.8 L (King Cobra®).....1992-1994	Sea Drive® 2.0 L - 4.0 L.....All Years

Includes H.O. and EFI Models

Note: For SX Drive, see Volvo Penta section on Page 51.

VORTEX MICHIGAN						APOLLO MICHIGAN																
3-BL ALUMINUM - A SERIES					4-BL ALUMINUM - A SERIES					Drop-In Hub	STD. 3-BLADE A SERIES			LG DIA. 3-BLADE A SERIES			4-BLADE A SERIES			Drop-In Hub		
Dia.	Rot.	Pitch	Bld #	Part #	Dia.	Rot.	Pitch	Bld #	Part #		Dia.	Rot.	Pitch	Part #	Dia.	Rot.	Pitch	Part #	Dia.		Rot.	Pitch
16	R	13	3	992001																		
15-1/4	R	15	3	992002						14-3/8	R	15	993042									
16	R	16	3	931516						14-3/8	L	15	993052									
15	R	17	3	992003	15	R	16	4	992202	14-1/4	R	17	993043	15-1/2	R	17	993023	14-5/8	R	16	993203	
										14-1/4	L	17	993053	15-1/2	L	17	993033	14-5/8	L	16	993213	
14-1/2	R	19	3	992004	14-1/2	R	18	4	992203	14-1/8	R	19	993044	15-1/4	R	19	993024	14-3/8	R	18	993204	
										14-1/8	L	19	993054	15-1/4	L	19	993034	14-3/8	L	18	993214	
14-1/4	R	21	3	992005	14	R	20	4	992204	14	R	21	993045	14-3/4	R	21	993025	14-1/8	R	20	993205	
										14	L	21	993055	14-3/4	L	21	993035	14-1/8	L	20	993215	
14	R	23	3	992006						13-7/8	R	23	993046	14-5/8	R	23	993026	14	R	22	993206	
										13-7/8	L	23	993056	14-5/8	L	23	993036	14	L	22	993216	

Drop-In Hub

Use XHS II® Hub Kit

200 / 201

Refer to Pages 55-57 for Details on Hub Kit Components.

MATCH MICHIGAN							BALLISTIC MICHIGAN						
Boat Description/ Length	ALUMINUM PROPELLERS						STAINLESS STEEL - A SERIES PROPELLERS						Drop-In Hub
	Dia.	Rot.	Pitch	Bld #	OEM Part #	Part #	Dia.	Rot.	Pitch	Bld #	OEM Part #	Part #	
Non-Plane Heavy CR	15-1/2	R	13	3	763453	011016							
22'-28' (22-32 MPH)	15-1/2	R	15	3	763471	011006							
19'-26' (28-39 MPH)							14-7/8	R	15	3		933515	
18'-26' (30-46 MPH)	15	R	17	3	763467	011007	14-3/4	R	17	3		933517	
18'-26' (30-46 MPH)							14-3/4	L	17	3		937517	
17'-24' (36-52 MPH)	14-1/2	R	19	3	763468	011008	14-1/2	R	19	3		933519	
17'-24' (36-52 MPH)							14-1/2	L	19	3		937519	
16'-22' (40-60 MPH)	14-1/4	R	21	3	763469	011009	14-3/8	R	21	3		933521	
16'-22' (40-60 MPH)							14-3/8	L	21	3		937521	
15'-20' (45-66 MPH)							14-1/4	R	23	3		933523	
15'-20' (45-66 MPH)							14-1/4	L	23	3		937523	
Hi Perf. (50-66 MPH)							14-1/4	R	25	3		933525	

Rubber Hub Bushing

Part # 65-254


Note: For engine applications 1976-1990 use XHS II® (Drop-In Hub) Kit #201.
For engine applications 1991 & Newer use XHS II® (Drop-In Hub) Kit #200.

MODEL 14 LARGE GEARCASE 1967-1977

Non-Thru Hub Exhaust & Pin Drive

Suggestion: For twin installation increase pitch 2".
HP Range: 100-245

MATCH MICHIGAN						
Boat Description/ Length	ALUMINUM PROPELLERS					
	Dia.	Rot.	Pitch	Bld #	OEM Part #	Part #
HP Range: 100-245	14	R	14	3	381185	012091
HP Range: 100-245	14	R	16	3	381186	012092



012091

Rubber Hub Bushing

Part # 65-156

SX COBRA™, VOLVO PENTA SX • 4-3/4" GEARCASE

Thru Hub Exhaust & 19 Tooth Spline

3.0 L.....1994 & Newer	5.7 L.....1994 & Newer	7.4 L.....1997 & Newer
4.3 L.....1994 & Newer	5.8 L.....1994-1997	8.2 L.....1997
5.0 L.....1994 & Newer		

VORTEX MICHIGAN									
3-BL ALUMINUM - A SERIES					4-BL ALUMINUM - A SERIES				
Dia.	Rot.	Pitch	Bld #	Part #	Dia.	Rot.	Pitch	Bld #	Part #
16	R	13	3	992001					
15-1/4	R	15	3	992002					
16	R	16	3	931516					
15	R	17	3	992003	15	R	16	4	992202
14-1/2	R	19	3	992004	14-1/2	R	18	4	992203
14-1/4	R	21	3	992005	14	R	20	4	992204
14	R	23	3	992006					

Drop-In Hub

Use XHS II® Hub Kit
205
Refer to Pages 55-57 for Details on Hub Kit Components.

APOLLO MICHIGAN											
STD. 3-BLADE A SERIES				LG DIA. 3-BLADE A SERIES				4-BLADE A SERIES			
Dia.	Rot.	Pitch	Part #	Dia.	Rot.	Pitch	Part #	Dia.	Rot.	Pitch	Part #
14-3/8	R	15	993042								
14-3/8	L	15	993052								
14-1/4	R	17	993043	15-1/2	R	17	993023	14-5/8	R	16	993203
14-1/4	L	17	993053	15-1/2	L	17	993033	14-5/8	L	16	993213
14-1/8	R	19	993044	15-1/4	R	19	993024	14-3/8	R	18	993204
14-1/8	L	19	993054	15-1/4	L	19	993034	14-3/8	L	18	993214
14	R	21	993045	14-3/4	R	21	993025	14-1/8	R	20	993205
14	L	21	993055	14-3/4	L	21	993035	14-1/8	L	20	993215
13-7/8	R	23	993046	14-5/8	R	23	993026	14	R	22	993206
13-7/8	L	23	993056	14-5/8	L	23	993036	14	L	22	993216

Drop-In Hub

Use XHS II® Hub Kit
205
Refer to Pages 55-57 for Details on Hub Kit Components.

Boat Description/ Length	MATCH MICHIGAN					
	ALUMINUM PROPELLERS					
	Dia.	Rot.	Pitch	Bld #	OEM Part #	Part #
24'-25' (26-36 MPH)	15-1/2	R	15	3	3850299	161001
22'-27' (34-44 MPH)	15	R	17	3	3850300	161002
22'-27' (33-44 MPH)						
19'-25' (39-50 MPH)	14-1/2	R	19	3	3850301	161003
19'-25' (39-50 MPH)						
17'-22' (39-50 MPH)	14-1/4	R	21	3	3850302	161004
17'-22' (39-50 MPH)						
17'-20' (44-57 MPH)	14-1/4	R	23	3	3850303	161005
17'-20' (44-57 MPH)						

Rubber Hub Bushing
Part # 65-380

BALLISTIC MICHIGAN					
STAINLESS STEEL - A SERIES PROPELLERS					
Dia.	Rot.	Pitch	Bld #	OEM Part #	Part #
14-7/8	R	15	3		933515
14-3/4	R	17	3		933517
14-3/4	L	17	3		937517
14-1/2	R	19	3		933519
14-1/2	L	19	3		937519
14-3/8	R	21	3		933521
14-3/8	L	21	3		937521
14-1/4	R	23	3		933523
14-1/4	L	23	3		937523

Drop-In Hub

Use XHS II® Hub Kit
205
Refer to Pages 55-57 for Details on Hub Kit Components.

NEW DUOPROP™ TYPE A & B • DP280, 290 DRIVES

Gasoline and Diesel Engines

Propeller Series	MATCH MICHIGAN	
	OEM Part #	Kit Part #
Type A3	854766	085010
Type A4	854767	085013
Type A5	854768	085016
Type A6	854769	085019
Type A7	854770	085022
Propeller Series	MATCH MICHIGAN	
	OEM Part #	Kit Part #
Type B3	854816	086007
Type B4	854817	086010
Type B5	854818	086013
Type B6	854819	086016
Type B7	854820	086019

Propeller Series	MATCH MICHIGAN			
	OEM	Front Part #	OEM	Rear Part #
Type B3	854824	086008	854832	086009
Type B4	854825	086011	854833	086012
Type B5	854826	086014	854834	086015
Type B6	854827	086017	854835	086018
Type B7	854828	086020	854836	086021

Note: Type B single propellers available only through Michigan Wheel US warehouse.

Note: Type A & B propeller kits available only through Michigan Wheel UK warehouse.

YAMAHA STERNDRIVES • 4-3/4" GEARCASE

Thru Hub Exhaust & 15 Tooth Spline

3.0 L (130 HP) EST/PSR 1989-1993
 4.3 L (205 HP) EST/PSR/YEMS 1989-1993

5.0 L (205 HP) EST/PSR/YEMS 1989-1993
 5.7 L (260 HP) EST/PSR/YEMS 1989-1993

7.4 L (300 HP*) Hydra Drive EST 1992-1993
 *For engines 300 HP or higher, use "High Horsepower Sleeve" (P/N 991372). See Page 48 for more details.

VORTEX
MICHIGAN

APOLLO
MICHIGAN

3-BL ALUMINUM - A SERIES					4-BL ALUMINUM - A SERIES				
Dia.	Rot.	Pitch	Bld #	Part #	Dia.	Rot.	Pitch	Bld #	Part #
16	R	13	3	992001					
15-1/4	R	15	3	992002					
16	R	16	3	931516					
15	R	17	3	992003	15	R	16	4	992202
14-1/2	R	19	3	992004	14-1/2	R	18	4	992203
14-1/4	R	21	3	992005	14	R	20	4	992204
14	R	23	3	992006					

Drop-In Hub

Use XHS II® Hub Kit 203

Refer to Pages 55-57 for Details on Hub Kit Components.

STD. 3-BLADE A SERIES				LG DIA. 3-BLADE A SERIES				4-BLADE A SERIES			
Dia.	Rot.	Pitch	Part #	Dia.	Rot.	Pitch	Part #	Dia.	Rot.	Pitch	Part #
14-3/8	R	15	993042								
14-3/8	L	15	993052								
14-1/4	R	17	993043	15-1/2	R	17	993023	14-5/8	R	16	993203
14-1/4	L	17	993053	15-1/2	L	17	993033	14-5/8	L	16	993213
14-1/8	R	19	993044	15-1/4	R	19	993024	14-3/8	R	18	993204
14-1/8	L	19	993054	15-1/4	L	19	993034	14-3/8	L	18	993214
14	R	21	993045	14-3/4	R	21	993025	14-1/8	R	20	993205
14	L	21	993055	14-3/4	L	21	993035	14-1/8	L	20	993215
13-7/8	R	23	993046	14-5/8	R	23	993026	14	R	22	993206
13-7/8	L	23	993056	14-5/8	L	23	993036	14	L	22	993216

Drop-In Hub

Use XHS II® Hub Kit 203

Refer to Pages 55-57 for Details on Hub Kit Components.

MATCH
MICHIGAN

BALLISTIC
MICHIGAN

Boat Description/ Length	ALUMINUM PROPELLERS					
	Dia.	Rot.	Pitch	Bld #	OEM Part #	Part #
21'-26" (18-31 MPH)	15-1/4	R	15	3	6G5-45941-00-98	101025
19'-23" (27-37 MPH)	14-1/2	R	17	3	6G5-45947-01-98	101027
19'-23" (27-37 MPH)						
17'-21" (33-42 MPH)	14	R	19	3	6G5-45945-01-98	101028
17'-21" (33-42 MPH)						
18'-19" (37-46 MPH)	13-3/4	R	21	3	6G5-45943-01-98	101029
18'-19" (37-46 MPH)						
17'-19" (39-48 MPH)						
17'-19" (39-48 MPH)						

Rubber Hub Bushing Part # 65-441

STAINLESS STEEL - A SERIES PROPELLERS					
Dia.	Rot.	Pitch	Bld #	OEM Part #	Part #
14-7/8	R	15	3		933515
14-3/4	R	17	3		933517
14-3/4	L	17	3		937517
14-1/2	R	19	3		933519
14-1/2	L	19	3		937519
14-3/8	R	21	3		933521
14-3/8	L	21	3		937521
14-1/4	R	23	3		933523
14-1/4	L	23	3		937523

Drop-In Hub

Use XHS II® Hub Kit 203

Refer to Pages 55-57 for Details on Hub Kit Components.



MATCH
MICHIGAN



VORTEX
MICHIGAN



APOLLO
MICHIGAN

































































BALLISTIC
MICHIGAN

RUBBER HUB ATTACHMENT HARDWARE

Part Number	Description	Page Listing	Engine Applications
990577	Forward Thrust Washer		HONDA 8-20 HP
990578	Forward Thrust Washer		HONDA 25-30 HP
990579	Forward Thrust Washer		HONDA 35-60 HP
990580	Forward Thrust Washer		HONDA 75-130 HP
990581	Forward Thrust Washer		HONDA 115-250 HP
990582	Forward Thrust Washer		NISSAN/TOHATSU 9.9-20 HP
990583	Forward Thrust Washer		NISSAN/TOHATSU 25-30 HP
990584	Forward Thrust Washer		NISSAN/TOHATSU 35-55 HP
990585	Forward Thrust Washer		SUZUKI 9.9-20 HP
990586	Forward Thrust Washer		SUZUKI 20-30 HP
990587	Forward Thrust Washer		SUZUKI 40-65 HP
990588	Forward Thrust Washer		SUZUKI V4 4-STROKE
990589	Forward Thrust Washer		YAMAHA "J" 9.9-15 HP
990590	Forward Thrust Washer		YAMAHA "F" 20-30 HP
990591	Forward Thrust Washer		YAMAHA "G" 40-60 HP
990592	Forward Thrust Washer		YAMAHA "K" 60-100 HP
990593	Forward Thrust Washer		YAMAHA "M" 115-300 HP



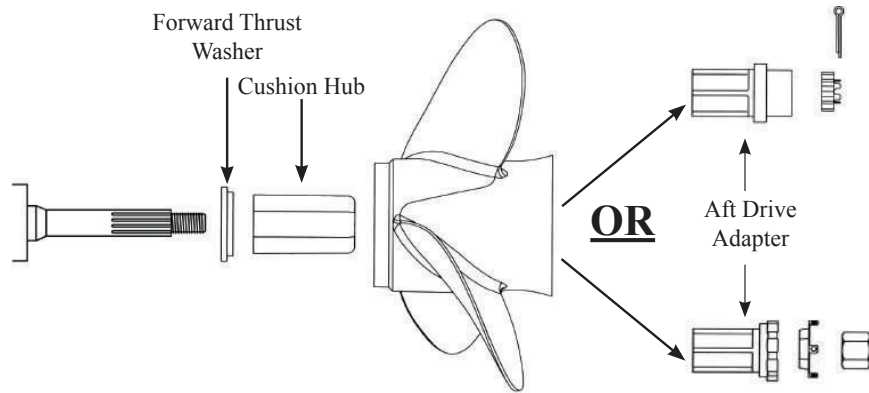
RUBBER HUB ATTACHMENT HARDWARE

Part Number	Description		Prop Nut	Flat Washer	Spacer Washer	Cotter Pin
990754	Aft Hardware Kit	HONDA 8-20 HP / YAMAHA "J" 9.9-15 HP			-	
990755	Aft Hardware Kit	HONDA 25-30 HP			-	
990756	Aft Hardware Kit	HONDA 35-60 HP				
990757	Aft Hardware Kit	HONDA 75-130 HP			-	
990758	Aft Hardware Kit	HONDA 115-250 HP				
990759	Aft Hardware Kit	NISSAN/TOHATSU 9.9-20 HP			-	
990760	Aft Hardware Kit	NISSAN/TOHATSU 25-30 HP			-	
990761	Aft Hardware Kit	NISSAN/TOHATSU 35-55 HP				
990762	Aft Hardware Kit	SUZUKI 9.9-15 HP				
990763	Aft Hardware Kit	SUZUKI DF 15A/20A HP			-	
990764	Aft Hardware Kit	SUZUKI 20-30 HP				
990765	Aft Hardware Kit	SUZUKI 40-65 HP				
990766	Aft Hardware Kit	SUZUKI V4 4-STROKE				
990767	Aft Hardware Kit	YAMAHA "F" 20-30 HP				
990768	Aft Hardware Kit	YAMAHA "G" 40-60 HP				
990769	Aft Hardware Kit	YAMAHA "K" 60-100 HP				
990770	Aft Hardware Kit	YAMAHA "M" 115-300 HP				

XHS® / XHS II® PROPELLER ACCESSORIES

 9500-140	 9660-1	 9661-1	 990312	 990332	 990340
 990341	 990344	 990346	 990347	 990348	 990404
 990405	 990406	 990407	 991202	 991203	 991204
 991205	 991206	 991207	 991208	 991209	 991210
 991211	 991212	 991213	 991214	 991215	 991216
 991225	 991226	 991227	 991228	 991229	 991230
 991232	 991233	 991234	 991235	 991236	 991237
 991238	 991239	 991240	 991241	 991242	 991243
 991244	 991247	 991253	 991273	 991301	 991312
 991316	 991372				

XHS® / XHS II® PROPELLER ACCESSORIES



Hub Kit	Description	Part Number / Description	
200	Evinrude®/Johnson® Outboards - OMC® Sterndrive (V6/V8 Gearcase • 1991 to Present)	991202	Forward Thrust Washer
		991203	Aft Drive Adapter
		991301	Cushion Hub
201	Evinrude®/Johnson® Outboards - OMC® Sterndrive (V6/V8 Gearcase • 1984-1990)	991204	Forward Thrust Washer
		991203	Aft Drive Adapter
		991301	Cushion Hub
202	Mercruiser® Alpha One® & Bravo One® (Less than 400 HP) Mercury®/Mariner®/Sea Ray 40-140 HP Mercury®/Mariner®/Sea ray 135-300 HP Force® 85-150 HP (Dual Exhaust Units) Force® 75-150 HP (Mercury® 4-1/4" Gearcase) Honda® Outboards 70-90 HP (Thru 1998) Yamaha® Outboards 80-175 HP (Thru 1983)	991204	Forward Thrust Washer
		990344	Tab Washer
		991205	Aft Drive Adapter
		990346	Propeller Nut
		991301	Cushion Hub
203	Yamaha® Outboards & Sterndrives (V6 Gearcase • 115-130 HP; 150-250 HP; 1984 to Present)	991213	Forward Thrust Washer
		991206	Aft Drive Adapter
		991301	Cushion Hub
204	Suzuki® Outboards (V6 Gearcase • 150-300 HP)	991207	Forward Thrust Washer
		991208	Aft Drive Adapter
		991301	Cushion Hub
205	Volvo® SX Sterndrives (19 Tooth Spline; 1994 to Present)	991202	Forward Thrust Washer
		991209	Aft Drive Adapter
		991301	Cushion Hub
206	Evinrude®/Johnson® Outboards - OMC® Sterndrives (V4 Gearcase • 1968 to Present)	991210	Forward Thrust Washer
		991211	Aft Drive Adapter
		991301	Cushion Hub
207	Honda® Outboards (BFP 60, 115 & 130 HP, 1998 to Present; 75-90 HP, 1999 to Present) (135 & 150 HP, 2004 to Present; 200 & 225 HP, 2002 to Present)	991207	Forward Thrust Washer
		991205	Aft Drive Adapter
		991301	Cushion Hub
208	Yamaha® Outboards (V4 Gearcase • 50-100 HP; Spline Front Washer)	991212	Forward Thrust Washer
		991206	Aft Drive Adapter
		990338	(1) - Washer SS 30 x 17 x 2.5 mm
		991301	Cushion Hub
209	Nissan®/Tohatsu® Outboards (V4 Gearcase • 90-140 HP)	991213	Forward Thrust Washer
		991214	Aft Drive Adapter
		991301	Cushion Hub
210	Suzuki® V4 Outboards (V4 Gearcase • 60-140 HP)	991215	Forward Thrust Washer
		991211	Aft Drive Adapter
		991301	Cushion Hub
225	Suzuki®/Johnson® Outboards (DF 90, DF 100 & DF 115 HP 4-Stroke Applications)	991253	Forward Thrust Washer
		991205	Aft Drive Adapter
		990337	(1) - Washer SS 32 x 19.2 x 2.5 mm
		991301	Cushion Hub
226	Suzuki®/Johnson® Outboards (DF 140 HP 4-Stroke Applications)	991204	Forward Thrust Washer
		991205	Aft Drive Adapter
		990337	(1) - Washer SS 32 x 19.2 x 2.5 mm
		991301	Cushion Hub
227	Suzuki® Outboards (DF70A / DF80A / DF90A, 2009 to Present)	991312	Forward Thrust Washer
		991206	Aft Drive Adapter
		990337	(1) - Washer SS 32 x 19.2 x 2.5 mm
		991301	Cushion Hub
228	Evinrude® Outboards - E-TEC® G2® (200-300 HP G2®, 2014 to Present)	991402	G2 Forward Thrust Washer
		991403	G2 Aft Drive Adapter
		991401	G2 Cushion Hub

XHS® / XHS II® PROPELLER ACCESSORIES

Hub Kit	Description	Part Number / Description
111 / 211	Evinrude®/Johnson® Outboards (3-3/8" Gearcase • 40-75 HP)	991247 Forward Thrust Washer
		991232 Aft Drive Adapter
		991225 Urethane Cushion Hub (111 Only)
		991501 Delrin Cushion Hub (211 Only)
112 / 212	Nissan®/Tohatsu® Outboards (3-1/4" Gearcase • 50-70 HP)	991273 Forward Thrust Washer
		991232 Aft Drive Adapter
		991225 Urethane Cushion Hub (112 Only)
		991501 Delrin Cushion Hub (212 Only)
113 / 213	Honda® Outboards (3-1/4" Gearcase • 35-60 HP)	991234 Forward Thrust Washer
		991227 Aft Drive Adapter
		991225 Urethane Cushion Hub (113 Only)
		991501 Delrin Cushion Hub (213 Only)
114 / 214	Mercury®/Mariner®/Force® Outboards (3-1/4" Gearcase • 25-70 HP)	991236 Forward Thrust Washer
		991227 Aft Drive Adapter
		991225 Urethane Cushion Hub (114 Only)
		991501 Delrin Cushion Hub (214 Only)
115 / 215	Suzuki® Outboards (3-1/4" Gearcase • 35-65 HP)	991239 Forward Thrust Washer
		991232 Aft Drive Adapter
		990337 (2) - Washer SS 32 x 19.2 x 2.5 mm
		991225 Urethane Cushion Hub (115 Only)
		991501 Delrin Cushion Hub (215 Only)
116 / 216	Nissan®/Tohatsu® Outboards (3-1/4" Gearcase • 35-50 HP)	991241 Forward Thrust Washer
		991227 Aft Drive Adapter
		990338 (2) - Washer SS 17 x 30 x 2.5 mm
		991225 Urethane Cushion Hub (116 Only)
		991501 Delrin Cushion Hub (216 Only)
117 / 217	Yamaha® Outboards (3-1/4" Gearcase • 30-60 HP)	991243 Forward Thrust Washer
		991227 Aft Drive Adapter
		990338 (1) - Washer SS 17 x 30 x 2.5 mm
		991225 Urethane Cushion Hub (117 Only)
		991501 Delrin Cushion Hub (217 Only)
118 / 218	Evinrude®/Johnson® Outboard (3" Gearcase • 20-35 HP)	991237 Forward Thrust Washer
		991229 Aft Drive Adapter
		991225 Urethane Cushion Hub (118 Only)
		991501 Delrin Cushion Hub (218 Only)
119 / 219	Honda® Outboards (3" Gearcase • 25 & 30 HP 4-Stroke Applications)	991233 Forward Thrust Washer
		991226 Aft Drive Adapter
		991225 Urethane Cushion Hub (119 Only)
		991501 Delrin Cushion Hub (219 Only)
120 / 220	Mercury®/Mariner®/Force® Outboards (3" Gearcase • 9.9-25 HP)	991235 Forward Thrust Washer
		991228 Aft Drive Adapter
		991225 Urethane Cushion Hub (120 Only)
		991501 Delrin Cushion Hub (220 Only)
121 / 221	Suzuki® Outboards (3" Gearcase • 25-30 HP) Evinrude®/Johnson® Outboards (3" Gearcase • 25 HP 4-Stroke & 30 HP 4-Stroke; 2004-2007)	991238 Forward Thrust Washer
		991230 Aft Drive Adapter
		990338 (1) - Washer SS 17 x 30 x 2.5 mm
		991225 Urethane Cushion Hub (121 Only)
		991501 Delrin Cushion Hub (221 Only)
122 / 222	Nissan®/Tohatsu® Outboards (3" Gearcase • 25-30 HP) Mercury®/Mariner®/Sea Ray® Outboards (3" Gearcase • 25 & 30 HP 4-Stroke - Not Bigfoot Applications)	991240 Forward Thrust Washer
		991226 Aft Drive Adapter
		991225 Urethane Cushion Hub (122 Only)
		991501 Delrin Cushion Hub (222 Only)
123 / 223	Yamaha® Outboards (3" Gearcase • 20-30 HP)	991242 Forward Thrust Washer
		991230 Aft Drive Adapter
		990338 (1) - Washer SS 17 x 30 x 2.5 mm
		991225 Urethane Cushion Hub (123 Only)
		991501 Delrin Cushion Hub (223 Only)
	XHS II Standard Cushion Hub	991301 Delrin Cushion Hub
	XHS II High Horsepower Inner Hub (Mercury® Part #850821A2)	991372 Solid Hub
	V4 Gearcase Adapter Ring (3-Blade Propellers Only)	991216 V4 Adapter Ring (3-Blade)
	V4 Gearcase Adapter Ring (4-Blade Propellers Only)	991316 V4 Adapter Ring (4-Blade)
	20-30 Horsepower Gearcase Adapter Ring	991244 Package Includes All Three Sizes
	XHS 9.9 HP - 70 HP Standard Cushion Hub	991225 Urethane Cushion Hub (111-123 Only)
	NEW - XHS 9.9 HP - 70 HP Delrin Cushion Hub	991501 Delrin Cushion Hub (211-223 Only)

PROPELLER CROSS REFERENCE

**MWM ALPHA-NUMERIC CROSS REFERENCE
(PAGE B2-B4)**

**MWM - TURNING POINT® CROSS REFERENCE
(PAGE B4)**

**MWM - SOLAS® CROSS REFERENCE
(PAGE B5)**

**MWM - QUICKSILVER® CROSS REFERENCE
(PAGE B6)**

**XHS® / XHS II® HUB SYSTEM CROSS REFERENCE
(PAGE B6-B7)**

**OEM CROSS REFERENCE
(PAGES B8-B31)**

*Propeller dimensions and performance may vary from OEM propeller.
Product names may belong to Original Equipment Manufacturer.*

Evinrude®, Johnson®, TBX® and Cobra® are registered trademarks of BRP US, Inc. Honda® is a registered trademark of American Honda Motor Co., Inc. Mercury®, Mariner®, Force®, MerCruiser®, and Alpha One™ are registered trademarks of Brunswick Corporation. Nissan® is a registered trademark of Nissan Marine. Parsun® is a registered trademark of Parsun Power Machine (Suzhou) Co., Ltd. Selva® is a registered trademark of Selva Marine. Suzuki® is a registered trademark of American Suzuki Motor Corporation. Tohatsu® is a registered trademark of Tohatsu Corp. Volvo® is a registered trademark of AB Volvo Penta. Yamaha® is a registered trademark of Yamaha Motor Corporation, U.S.A. Solas® is a registered trademark of Solas Science & Engineering Co., Ltd. Turning Point® is a registered trademark of Turning Point Propellers, Inc.

Additional product names may belong to Original Equipment Manufacturers (OEM). All references to OEM, after-market, their trade names or their part numbers are for replacement identification purposes only.

MICHIGAN WHEEL ALPHA-NUMERIC CROSS REFERENCE

Alpha Numeric	Status/Year Numeric Discontinued	Alpha Numeric	Status/Year Numeric Discontinued	Alpha Numeric	Status/Year Numeric Discontinued
AJC-63	152001 Dis. 1992	PJ-10	012007 Current	PJ-300	012060 Dis. 2009
AJC-317	016002 Current	PJ-11	012008 Current	PM-4	032012 Dis. 1992
AJC-318	012062 Dis. 1990	PJ-13	012009 Dis. 1994	PM-6	032013 Dis. 1996
AJC-417	012063 Dis. 1996	PJ-15	012010 Dis. 2007	PM-8	032014 Dis. 2003
AJC-418	012064 Dis. 1992	PJ-16	012011 Current	PM-10	032015 Dis. 1994
AJC-469	012065 Dis. 1992	PJ-18	012013 Current	PM-11	032016 Dis. 1994
AM-416	012066 Dis. 1991	PJ-19	012109 Current	PM-16	032017 Dis. 1992
AM-431	012067 Dis. 2007	PJ-21	012014 Dis. 2010	PM-18	032018 Dis. 1992
AMC-128-C	071010 Dis. 1995	PJ-22	012015 Current	PM-19	032019 Dis. 2008
AMC-152-C	071021 Dis. 1995	PJ-24	012016 Current	PM-20	032020 Current
AMC-308	072014 Current	PJ-27	012019 Dis. 1996	PM-21	032021 Current
AMC-310	072131 Current	PJ-28	012020 Dis. 1990	PM-22-C	031047 Dis. 2008
AMC-314	072133 Current	PJ-29	012021 Current	PM-23-C	031048 Current
AMC-316	072134 Dis. 2006	PJ-30	012022 Dis. 2008	PM-24-C	031049 Current
AMC-394	072132 Current	PJ-31	012023 Current	PM-26	032111 Dis. 1993
AMC-422	012068 Dis. 2008	PJ-32	012024 Current	PM-27	032025 Dis. 1996
AMC-444	012070 Dis. 1991	PJ-33	012025 Dis. 2011	PM-28	032027 Dis. 1992
AMC-445	012071 Dis. 1992	PJ-40	012026 Dis. 2006	PM-29	032028 Dis. 1992
AMC-448	012072 Dis. 1996	PJ-41	012027 Dis. 2008	PM-30	032112 Dis. 1993
AMC-490	152002 Dis. 2003	PJ-42	012028 Dis. 2007	PM-39	032030 Dis. 1987
AMC-503	032073 Dis. 1991	PJ-44	012029 Dis. 1993	PM-40	032031 Dis. 1987
AMC-506	032074 Dis. 1991	PJ-45	012030 Current	PM-42	032032 Dis. 1987
AMC-535	152003 Dis. 1996	PJ-47	012031 Dis. 2006	PM-54	032033 Dis. 1991
AMC-577-S	032075 Dis. 1991	PJ-49	012032 Current	PM-55	032034 Dis. 1994
AMC-580-S	032077 Dis. 2006	PJ-50	012033 Dis. 2003	PM-56	032035 Dis. 1993
C-15	152011 Dis. 1993	PJ-51	012034 Dis. 1991	PM-60	032036 Dis. 1987
C-18	152012 Dis. 1991	PJ-53	012035 Dis. 1992	PM-61	032037 Dis. 1987
DQ-320	012074 Dis. 2006	PJ-58	012036 Current	PM-62	032038 Dis. 1987
DQ-328	012075 Dis. 2007	PJ-58-C	011018 Dis. 1990	PM-211-C	031021 Dis. 2008
DQ-430	032078 Dis. 1991	PJ-59	012037 Current	PM-213-C	031022 Current
E-40	152013 Dis. 1990	PJ-59-C	011019 Dis. 1990	PM-215-C	031023 Current
EWC-19	012076 Dis. 2006	PJ-60	012038 Dis. 2007	PM-217-C	031024 Current
EWC-28	012077 Dis. 1987	PJ-60-C	011020 Dis. 1990	PM-219-C	031025 Current
EWC-29	012078 Dis. 1988	PJ-61	012039 Limited Inv.	PM-221-C	031026 Current
G-20	072017 Dis. 2010	PJ-62	012040 Dis. 2008	PM-223-C	031027 Dis. 2006
G-30	152014 Dis. 2005	PJ-73	012041 Dis. 1996	PM-315-C	031041 Current
G-40	152015 Dis. 1996	PJ-74	012042 Dis. 2005	PM-317-C	031042 Current
G-45	152016 Dis. 1992	PJ-75	012043 Dis. 2005	PM-319-C	031043 Current
G-50	152017 Dis. 1996	PJ-76	012044 Dis. 2008	PM-321-C	031044 Current
GC-54	072018 Dis. 1996	PJ-77	012045 Dis. 2008	PM-323-C	031045 Current
GC-55	072019 Dis. 1996	PJ-78	012046 Dis. 1994	PM-513	032039 Dis. 2008
K-40	032079 Dis. 1992	PJ-79	012048 Dis. 2000	PM-515	032040 Current
K-50	032080 Dis. 1992	PJ-80	012049 Dis. 1996	PM-518	032041 Current
K-70	032081 Dis. 1992	PJ-81	012050 Dis. 1996	PM-521	032042 Current
K-74	032082 Dis. 1992	PJ-82	012051 Dis. 1996	PM-524	032043 Current
PC-4	072020 Dis. 1991	PJ-83-C	011105 Current	PM-527	032044 Current
PC-5	072120 Dis. 1992	PJ-87	012047 Current	PM-530	032045 Current
PC-6	072021 Dis. 1996	PJ-88-C	011001 Current	PM-600-C	031015 Current
PC-9	072022 Dis. 1996	PJ-89-C	011002 Current	PM-612-C	031016 Current
PC-10	072023 Dis. 1996	PJ-90-C	011003 Current	PM-613-C	031017 Current
PC-12	072024 Dis. 2006	PJ-91-C	011004 Current	PM-614-C	031018 Current
PC-20	072026 Dis. 2006	PJ-94	012053 Dis. 2006	PM-615-C	031019 Current
PC-24	072121 Dis. 2006	PJ-95	012054 Current	PM-617-C	031020 Current
PC-26	072125 Dis. 1996	PJ-96	012055 Current	PR-4	072027 Dis. 1991
PC-28	072122 Dis. 2006	PJ-97	012056 Current	PR-8	072028 Dis. 1996
PC-32	072121 Dis. 2006	PJ-98	012057 Current	PR-10	072029 Dis. 1991
PC-90	072126 Dis. 1994	PJ-199-C	011015 Dis. 2008	PR-20	012079 Dis. 1993
PC-112	072123 Current	PJ-200	012059 Dis. 1996	PR-22	012080 Dis. 1993
PJ-3	012001 Dis. 2007	PJ-200-C	011016 Current	PR-24	012081 Dis. 1992
PJ-5	012002 Dis. 1996	PJ-201-C	011006 Current	PR-26	012082 Dis. 1992
PJ-6	012003 Dis. 1996	PJ-202-C	011007 Current	PR-31	032083 Dis. 1996
PJ-7	012004 Dis. 2006	PJ-203-C	011008 Current	PR-33	032084 Dis. 2007
PJ-8	012005 Current	PJ-204-C	011009 Current	PR-35	032085 Dis. 2007
PJ-9	012006 Dis. 2008	PJ-205-C	011010 Dis. 2010	PR-37	032086 Dis. 2006

MICHIGAN WHEEL ALPHA-NUMERIC CROSS REFERENCE

Alpha		Status/Year		Alpha		Status/Year		Alpha		Status/Year	
Numeric	Numeric	Discontinued		Numeric	Numeric	Discontinued		Numeric	Numeric	Discontinued	
PR-39	032087	Dis.	2007	PR-409	072063	Dis.	1987	SMC-339	082026	Dis.	1997
PR-43	032088	Dis.	1994	PR-412	072064	Dis.	1987	SMC-340	082059	Dis.	1997
PR-74	072030	Dis.	1991	PR-413	072065	Dis.	1987	SMC-341	082060	Dis.	1997
PR-76	072031	Dis.	1992	PR-416	072066	Dis.	1987	SMC-342	082027	Dis.	1997
PR-78	072032	Dis.	2007	PR-417	072067	Dis.	1987	SMC-343	082028	Dis.	1997
PR-80	072033	Dis.	2006	PR-420	012095	Dis.	1993	SMC-344	082029	Dis.	1997
PR-82	072034	Dis.	2005	PR-421	016006	Dis.	1992	SMC-345	082030	Dis.	1997
PR-90	012083	Dis.	1992	PR-422	012096	Dis.	1992	SMC-346	082031	Dis.	1997
PR-92	012084	Dis.	1993	PR-423	016007	Dis.	1991	SMC-350	082053	Dis.	1996
PR-94	012085	Dis.	1992	PR-424	012097	Dis.	1994	SMC-351	082036	Dis.	1995
PR-95	016004	Dis.	1991	PR-425	016008	Dis.	1992	SMC-374-C	031035	Dis.	2003
PR-96	012086	Dis.	1993	PR-426	012098	Dis.	1992	SMC-376-C	031036	Dis.	2003
PR-97	016005	Dis.	1992	PR-427	016009	Dis.	1987	SMC-378-C	031037	Dis.	2005
PR-105	012087	Dis.	1993	PR-432	072114	Dis.	1993	SMC-380-C	031038	Dis.	2005
PR-109	012088	Dis.	1992	PR-434	072068	Dis.	1996	SMC-382-C	031039	Dis.	2005
PR-115	012089	Dis.	2008	PR-552	072069	Dis.	1992	SMC-384-C	031040	Dis.	1997
PR-118	012090	Dis.	2007	PR-553	072070	Dis.	1996	SMC-434	036004	Dis.	1992
PR-120	012091		Current	PR-554	072071	Dis.	1992	SMC-435	036005	Dis.	1992
PR-122	012092		Current	PR-555	072072	Dis.	1990	SMC-436	036006	Dis.	1992
PR-124	012093	Dis.	2007	PR-884	072073	Dis.	1991	SMC-437	036007	Dis.	1992
PR-126	012094	Dis.	2007	PS-1	062001	Dis.	1992	SMC-438	036008	Dis.	1991
PR-130	072035	Dis.	1991	PS-2	062002	Dis.	1992	SMC-439	036009	Dis.	1992
PR-132	072036	Dis.	1991	PS-5	062003	Dis.	1992	SMC-440	036010	Dis.	1987
PR-134	072037	Dis.	1991	PS-6	062004	Dis.	1993	SMC-504-C	031034	Dis.	2003
PR-136	072038	Dis.	1991	PS-7	062005	Dis.	1991	SMC-530	072078	Dis.	1987
PR-138	072039	Dis.	1991	PS-25	152020	Dis.	1992	SMC-556	072077	Dis.	1987
PR-151	032089	Dis.	2004	PS-40	152021	Dis.	1993	SMC-566	072076	Dis.	1987
PR-153	032090	Dis.	2004	PS-71	152023	Dis.	1992	SMC-570	072079	Dis.	1987
PR-155	032091	Dis.	2004	PS-72	152024	Dis.	1991	SMC-582	072086	Dis.	1987
PR-155-C	031001	Dis.	2003	PS-73	152025	Dis.	1992	SMC-592	072083	Dis.	1987
PR-157	032092	Dis.	2004	PS-513	062006	Dis.	1991	SMC-604	072084	Dis.	1987
PR-157-C	031002	Dis.	2003	PS-515	062007	Dis.	1991	SMC-606	072085	Dis.	1987
PR-159	032093	Dis.	2004	PS-518	062008	Dis.	1991	SMC-635	152035	Dis.	1991
PR-159-C	031003	Dis.	2003	PS-521	062009	Dis.	1991	SMC-637	152036	Dis.	1992
PR-161	032094	Dis.	2004	PS-524	062010	Dis.	1991	SMC-713	152037	Dis.	1992
PR-161-C	031004	Dis.	2003	PS-527	062011	Dis.	1991	SMC-715	152038	Dis.	1992
PR-163	032095	Dis.	2004	PY-315-C	101001	Dis.	1997	SMC-720	072088	Dis.	1993
PR-163-C	031005	Dis.	1994	PY-317-C	101003	Dis.	1997	SMC-721	072090	Dis.	1992
PR-248	072047	Dis.	1987	PY-319-C	101005	Dis.	1997	SMC-733	072092	Dis.	1990
PR-250	072048	Dis.	1987	PY-321-C	101007	Dis.	1997	SMC-734	072093	Dis.	1991
PR-256	072049	Dis.	1987	PY-323-C	101009	Dis.	1994	SMC-735	072095	Dis.	1990
PR-258	072050	Dis.	1987	PY-415-C	101010	Dis.	1997	SMC-736	072089	Dis.	1992
PR-260	072051	Dis.	1987	PY-417-C	101011	Dis.	1997	SMC-737	072091	Dis.	1992
PR-264	072053	Dis.	1987	PY-419-C	101012	Dis.	1997	SMC-744	072097	Dis.	1992
PR-276	072054	Dis.	2007	PY-421-C	101013	Dis.	1997	SMC-750	072099	Dis.	1992
PR-278	072055		Current	PY-423-C	101014	Dis.	1994	SMC-751	072098	Dis.	1996
PR-333	032096	Dis.	1993	SA-10	152030	Dis.	1994	SMC-760	072096	Dis.	1996
PR-335	032097	Dis.	1996	SAC-371	152034	Dis.	1992	SMC-765	072101	Dis.	1994
PR-335-C	031007	Dis.	1990	SMC-7	152029	Dis.	1987	SMC-768	072103	Dis.	1991
PR-337	032098	Dis.	1995	SMC-12	012100	Dis.	1996	SMC-769	072104	Dis.	1996
PR-337-C	142002	Dis.	2009	SMC-18	012101	Dis.	2007	SMC-773	072105	Dis.	1990
PR-339	032099	Dis.	2007	SMC-34	016011	Dis.	1992	SMC-774	072106	Dis.	1996
PR-339-C	031009	Dis.	1990	SMC-38	016013	Dis.	1992	SMC-800	032104	Dis.	1987
PR-343	032100	Dis.	1996	SMC-39	012102		Current	SMC-801	032103	Dis.	1987
PR-343-C	031010	Dis.	1990	SMC-46	072074	Dis.	1994	SMC-802	032106	Dis.	1996
PR-345	032101	Dis.	1993	SMC-47	012063	Dis.	1996	SMC-803	032105	Dis.	1992
PR-345-C	031011	Dis.	1990	SMC-292	082022	Dis.	2007	SMC-804	032108	Dis.	1992
PR-396	072056	Dis.	1987	SMC-293	082021	Dis.	2011	SMC-805	032107	Dis.	1992
PR-397	072057	Dis.	1987	SMC-294	082024	Dis.	1996	SMC-806	032110	Dis.	1990
PR-400	072058	Dis.	1987	SMC-295	082023	Dis.	2007	SMC-807	032109	Dis.	1995
PR-401	072059	Dis.	1987	SMC-304	012103	Dis.	1992	SMC-808	072112	Dis.	1992
PR-404	072060	Dis.	1987	SMC-308	012104	Dis.	1992	SMC-809	072113	Dis.	1990
PR-405	072061	Dis.	1987	SMC-312	012105	Dis.	1992	SMC-862	012106	Dis.	1992
PR-408	072062	Dis.	1987	SMC-335	082025	Dis.	1997	SMC-864	012107	Dis.	1992

MICHIGAN WHEEL ALPHA-NUMERIC CROSS REFERENCE

Alpha Numeric	Status/Year Discontinued	Alpha Numeric	Status/Year Discontinued	Alpha Numeric	Status/Year Discontinued
SMC-885	082035 Dis. 1992	SSM-272-C	033020 Dis. 1994	SSO-817-C	013015 Dis. 1995
SMC-898	082037 Dis. 1994	SSM-292-C	033021 Dis. 1995	SSO-819-C	013016 Dis. 1994
SMC-900	082041 Dis. 1992	SSM-312-C	033022 Dis. 1996	SSO-821-C	013017 Dis. 1996
SMC-906	082043 Dis. 1996	SSM-350-C	033007 Dis. 2005	SSO-922-C	013007 Dis. 1990
SMC-922	082047 Dis. 1992	SSM-354-C	033008 Dis. 2005	SSO-924-C	013008 Dis. 1990
SMC-925	082049 Dis. 1995	SSM-358-C	033009 Dis. 2005	SSO-926-C	013009 Dis. 1990
SMC-929	082051 Dis. 1991	SSM-615-II-C	033016 Dis. 2005	SSV-171-C	083001 Dis. 2006
SMC-940	082052 Dis. 1992	SSM-617-II-C	033017 Dis. 2006	SSV-172-C	083002 Dis. 2006
SMC-944	082054 Dis. 1992	SSM-619-II-C	033018 Dis. 2006	SSV-192-C	083004 Dis. 2006
SPC-180	072107 Current	SSM-621-II-C	033019 Dis. 2006	SSV-211-C	083005 Dis. 2006
SPC-182	072108 Current	SSM-822-C	033013 Dis. 1990	SSV-212-C	083006 Dis. 2006
SPC-184	072109 Dis. 2006	SSM-824-C	033014 Dis. 1990	SSY-615-II-C	103025 Dis. 2006
SSC-315-II-C	073002 Dis. 2005	SSM-826-C	033015 Dis. 1990	SSY-617-II-C	103026 Dis. 2006
SSC-317-II-C	073003 Dis. 2005	SSO-315-C	013010 Dis. 2007	SSY-619-II-C	103027 Dis. 2006
SSC-319-II-C	073004 Dis. 2005	SSO-515-II-C	013011 Dis. 1990	SSY-621-II-C	103028 Dis. 1997
SSC-321-II-C	073005 Dis. 1996	SSO-517-C	013012 Dis. 1990	SSY-715-C	103016 Dis. 1991
SSC-614-C	073006 Dis. 1996	SSO-519-C	013013 Dis. 1990	SSY-717-C	103018 Dis. 2006
SSM-212-C	033001 Dis. 2006	SSO-521-C	013014 Dis. 1990	SSY-719-C	103020 Dis. 2006
SSM-245-C	033002 Dis. 2006	SSO-645-C	013001 Dis. 1990	SSY-721-C	103022 Dis. 2007
SSM-247-C	033003 Dis. 2006	SSO-647-C	013002 Dis. 1990	SSY-722-C	103050 Dis. 2003
SSM-249-C	033004 Dis. 2006	SSO-649-C	013003 Dis. 1990	SSY-723-C	103024 Dis. 2003
SSM-251-C	033005 Dis. 2005	SSO-651-C	013004 Dis. 1990	SSY-724-C	103052 Dis. 2003
SSM-253-C	033006 Dis. 2006	SSO-653-C	013005 Dis. 1990	SSY-726-C	103054 Dis. 2003

CAN'T FIND YOUR ALPHA-NUMERIC PART NUMBER LISTED ABOVE?
FOR ADDITIONAL ASSISTANCE CONTACT MICHIGAN WHEEL MARINE CUSTOMER SERVICE AT 1-800-369-4335

TURNING POINT® - MICHIGAN WHEEL CROSS REFERENCE

Turning Point® Part #	Alternate TP Part #	MWM Part #	Turning Point® Part #	Alternate TP Part #	MWM Part #	Turning Point® Part #	Alternate TP Part #	MWM Part #
E-1415		993042	H1-1319		992115	LE2-1413	2143 1311	992112
E-1417		993043	H1-1321		992116	PA-1417	3150 1710	993043
E-1419		993044	H1-1413		992112	PA-1417-L	3150 1720	993053
E-1421		993045	H2-1117	2131 1710	992303	PA-1419	3150 1910	993044
E-1423		993046	H2-1213	2131 1310	992311	PA-1419-L	3150 1920	993054
E1-1012	3130 1211	993405	H2-1215	2131 1510	992312	PA-1421	3150 2110	993045
E1-1013	3130 1311	993406	H2-1315		992113	PA-1421-L	3150 2120	993055
E1-1014	3130 1411	993407	H2-1317		992114	PA-1423	3150 2310	993046
E1-1015	3130 1511	993408	H2-1319		992115	PA-1423-L	3150 2320	993056
E1-1315		993143	H2-1321		992116	PA1-1315	3140 1510	993143
E1-1317		993144	H2-1413		992112	PA1-1317	3140 1710	993144
E1-1319		993145	LE-1417	2150 1711	992003	PA1-1319	3140 1910	993145
E1-1321		993146	LE-1419	2150 1911	992004	PA1-1321	3140 2110	993146
E2-1315		993143	LE-1421	2150 2111	992005	PA2-1315	3141 1510	993143
E2-1317		993144	LE-1423	2150 2311	992006	PA2-1317	3141 1710	993144
E2-1319		993145	LE-1515	2150 1511	992002	PA2-1319	3141 1910	993145
E2-1321		993146	LE1-1315	2143 1511	992113	PA2-1321	3141 2110	993146
H-1417		992003	LE1-1317	2143 1711	992114	R1-1011	2120 1110	992503
H-1419		992004	LE1-1317-4	2143 1730	941417	R1-1013	2120 1310	992505
H-1421		992005	LE1-1319-4	2143 1930	941419	R2-1011	2121 1110	992503
H-1423		992006	LE1-1319	2143 1911	992115	R2-1013	2121 1310	992505
H-1515		992002	LE1-1321	2143 2111	992116	R3-1011	2122 1110	992503
H1-1011	2130 1110	992404	LE1-1413	2143 1311	992112	R3-1013	2122 1310	992505
H1-1012	2130 1210	992405	LE2-1315	2143 1511	992113	VO-1517	3152 1710	993023
H1-1013	2130 1310	992406	LE2-1317	2143 1711	992114	VO-1517-L	3152 1720	993033
H1-1014	2130 1410	992407	LE2-1317-4	2143 1730	941417	VO-1519	3152 1910	993024
H1-1015	2130 1510	992408	LE2-1319-4	2143 1930	941419	VO-1519-L	3152 1920	993034
H1-1210	2130 1010	992602	LE2-1319	2143 1911	992115	VO-1521	3152 2110	993025
H1-1315		992113	LE2-1321	2143 2111	992116	VO-1521-L	3152 2120	993035
H1-1317		992114						

QUICKSILVER® - MICHIGAN WHEEL CROSS REFERENCE

Quicksilver® Part #	MWM Part #	Quicksilver® Part #	MWM Part #	Quicksilver® Part #	MWM Part #
48-33480A1	032135	QA2080X	992407	QA3122R	012057
48-47670A10	032020	QA2084X	992408	QA3136R	012016
48-47922A10	032021	QA2102R	031049	QA3150R	012011
48-8M8027498	941411	QA2106R	031048	QA3152R	012013
48-8M8027500	941413	QA2124R	032056	QA3168R	012111
48-8M8027502	941415	QA2126R	032053	QA3184R	032055
48-8M8027504	941417	QA2128R	032052	QA3190R	012032
48-8M8027506	941419	QA2130R	032050	QA3808R	022002
48-8M8027511	941212	QA2158R	142203	QA3812R	022003
48-8M8027512	941213	QA2171R	142203	QA3828X	992111
48-8M8027513	941214	QA2173R	142204	QA3832X	992112
48-8M8027514	941215	QA2175R	142205	QA3902R	102003
48-819335A40	072132	QA2182X	992202	QA3906R	102004
48-819336A40	072131	QA2184X	992203	QA3914R	102005
48-819337A45	072014	QA2186X	992204	QS5004X	993023
48-86962A4	032136	QA2196R	141305	QS5005X	993033
48-FP669-3	071035	QA2202X	992116	QS5006X	993024
48-FP685-3	071036	QA2204X	992115	QS5007X	993034
48-FP685-3	072128	QA2206X	992114	QS5008X	993025
48-FP686-4	992115	QA2208X	992113	QS5009X	993035
48-FP692-3	072127	QA2226R (Mercury®)	032044	QS5010X	993026
48-FP743-2	992112	QA2226R (Suzuki®)	062211	QS5011X	993036
QA1912X	992003	QA2230R	032042	QS5050X	993042
QA1916X	992004	QA2232R (Mercury®)	032041	QS5052X	993043
QA1918X	992005	QA2232R (Suzuki®)	062214	QS5053X	993053
QA1920X	992006	QA2234R (Mercury®)	032040	QS5054X	993044
QA2002X	992001	QA2234R (Suzuki®)	062215	QS5055X	993054
QA2008X	992002	QA2238R (Suzuki®)	062217	QS5056X	993045
QA2028X	992111	QA2242R	992501	QS5057X	993055
QA2032X	992112	QA2248R	992503	QS5058X	993046
QA2034X	992113	QA2252R	992504	QS5059X	993056
QA2036X	992114	QA2254R	992505	QS5164X	993405
QA2038X	992115	QA2828X	992111	QS5166X	993406
QA2040X	992116	QA2832X	992112	QS5168X	993407
QA2062X	992601	QA3080R	011034	QS5170X	993408
QA2064X	992602	QA3080R	012036	QA3084R	011027
QA2070X	992404	QA3082R	011035	QA3088R	011028
QA2074X	992405	QA3082R	012037	QA3114R	012055
QA2078X	992406	QA3118R	012056		

MICHIGAN WHEEL XHS® / XHS II™ CROSS REFERENCE

XHS® / XHS II® HUB SYSTEM CROSS REFERENCE TO EVINRUDE® TBX® HUB SYSTEM

Applications	Spline	Year	Evinrude® TBX®	XHS II® Hub Kit
Evinrude®/Johnson® V4 45-75 HP (4-1/4" Gearcase)	13	1968 & Newer	765195	See Note 5
Evinrude®/Johnson® V4 85-140 HP	13	1969 & Newer	765195	See Note 5
Evinrude®/Johnson® 90, 115 HP (4-Stroke)	15	2003 & Newer	765199	225
Evinrude®/Johnson® 90-140 HP (Large Gearcase)	15	1991 & Newer	765190	226
Force® 75-150 HP	15	1995 & Newer	765192	202
Honda® 75-150 HP	15	1995-1998	765192	202
Honda® 75-90 HP	15	1999 & Newer	765196	207
Honda® 115-130 HP	15	1999 & Newer	765196	207
Honda® BF 135 HP, 150 HP, 200 HP & 225 HP	15	2003 & Newer	765192	202
Mercury®/Mariner®/MerCruiser® 60 HP Bigfoot	15		765192	202
Mercury®/Mariner®/MerCruiser® 70-140 HP (Except 135 HP), XR-4, XR-6	15	1961 & Newer	765192	202
Mercury®/Mariner®/MerCruiser® 135 HP	15	1987 & Newer	765192	202
Mercury®/Mariner®/MerCruiser® 150-300 HP	15	1978 & Newer	765192	202
Nissan®/Tohatsu® 90-140 HP	15	1987 & Newer	765197	209
Suzuki® DF90, DF115 HP (4-Stroke)	15	2001 & Newer	765199	225
Suzuki® DF140 (4-Stroke)	15	2001 & Newer	765200	226
Yamaha® 80-140 HP	15	1978-1983	765192	202
Yamaha® 150-175 HP	15	1978-1983	765192	202
Yamaha® 115 HP, FS115 (4-Stroke), 130 HP	15	1984 & Newer	765193	203
Yamaha® 150-300 HP	15	1984 & Newer	765193	203
Yamaha® Sterndrives	15	1989-1993	765193	203
OMC Cobra® SX Sterndrives	19	1994 & Newer	765194	205
Volvo Penta® SX Sterndrives	19	1994 & Newer	765194	205

MICHIGAN WHEEL XHS® / XHS II™ CROSS REFERENCE

XHS® / XHS II® HUB SYSTEM CROSS REFERENCE TO MERCURY® FLO-TORQ® HUB SYSTEM

Mercury® Flo-Torq®	XHS II® Hub Kit	Mercury® Flo-Torq®	XHS II® Hub Kit
835257A1.....	202	835265Q02.....	200
835265A1.....	200	835266Q1.....	206
835266A1.....	206	835267Q1.....	201
835267A1.....	201	835270Q1.....	205
835270A1.....	205	835271Q2.....	203
835271A1.....	203	835272Q1.....	208
835272A1.....	208	835277Q1.....	202
835277A1.....	202	835279Q2.....	207
835278A1.....	207	835278Q1.....	207
835279A1.....	207	835281Q1.....	204
835281A1.....	204	835282Q1.....	210
835282A1.....	210	835283Q1.....	225
835284A1.....	209	835283Q2.....	226
835257K1.....	202	835283Q03.....	227
835257Q1.....	202	835284Q1.....	209

XHS® / XHS II® HUB SYSTEM CROSS REFERENCE TO TURNING POINT® MASTERGUARD®/MASTERTORQUE® HUB SYSTEM

(MASTERGUARD® / MASTERTORQUE® HUB SYSTEMS NOT COMPATIBLE WITH MICHIGAN WHEEL XHS® PROPELLERS)

Manufacturer/ Horsepower Range	Turning Point® MasterGuard®	XHS® Hub Kit	Manufacturer/ Horsepower Range	Turning Point® MasterTorque®	XHS II® Hub Kit
Evinrude®/Johnson® 20-35 HP • 3-1/4" Gearcase (Thru Hub & 14 Tooth)	22 1120 0200	118	Evinrude®/Johnson® 90, 115, & 140 HP (4-Stroke) • 4-1/4" Gearcase (15 Tooth)	501 / 509 1150 0100/0900	See Note 4
Force® 25 HP • 3-1/4" Gearcase (Thru Hub & 10 Tooth)	21 1120 0100	120	Force® 75-150 HP • Using Mercury® 4-1/4" Gearcase (15 Tooth)	501 1150 0100	202
Mercury®/Mariner® 9.9-25 HP (Thru Hub & 10 Tooth)	21 1120 0100	120	Honda® 75-130 HP • 4-1/4" Gearcase (Thru Hub & 15 Tooth)	501 / 507 1150 0100/0700	See Note 3
Honda® 25-30 HP • 3-1/4" Gearcase (Thru Hub & 10 Tooth)	28 1120 0800	119	Mercury®/Mariner® 40-140 HP • 4-1/4" Gearcase (Thru Hub & 15 Tooth)	501 1150 0100	202
Mercury®/Mariner® 25-30 HP • Mercury 3-1/4" Gearcase (Thru Hub & 10 Tooth)	28 1120 0800	122	Nissan®/Tohatsu® 60-140 HP • 4-1/4" Gearcase (Thru Hub & 15 Tooth)	505 1150 0500	209
Nissan®/Tohatsu® 25-30 HP • 3-1/4" Gearcase (Thru Hub & 10 Tooth)	28 1120 0800	122	Suzuki® 70-140 HP (4-Stroke) • 4-1/4" Gearcase (15 Tooth)	501 / 509 1150 0100/0900	See Note 4
Yamaha® 20-30 HP • 3-1/4" Gearcase (Thru Hub & 10 Tooth)	25 1120 0500	123	Yamaha® 50-130 HP • 4-1/4" Gearcase (Thru Hub & 15 Tooth)	500 / 505 1150 0000/0500	See Note 4
Evinrude®/Johnson® 25-30 HP (4-Stroke) • 3-1/2" Gearcase (Thru Hub & 10 Tooth)	26 1120 0600	121	Evinrude®/Johnson® 40-75 HP • Large 4-1/4" Gearcase (Thru Hub & 13 Tooth)	503 1150 0300	See Note 5
Suzuki® 25-30 HP • 3-1/4" Gearcase (Thru Hub & 10 Tooth)	26 1120 0600	121	OMC® - Outboard Marine Model 400, Cobra • 4-1/4" Gearcase (Thru Hub & 13 Tooth)	503 1150 0300	206
Evinrude®/Johnson® 40-50 HP (4-Stroke) • 3-1/4" Gearcase (Thru Hub & 13 Tooth)	11 1130 0100	115	Suzuki® 60-140 HP • 4-1/4" Gearcase (Thru Hub & 13 Tooth)	506 1150 0600	210
Force® 40-75 HP • 3-1/4" Gearcase (Thru Hub & 13 Tooth)	11 1130 0100	114	Evinrude®/Johnson® 90-300 HP • V6 (4-3/4") Gearcase - Includes E-TEC Engines	502 1150 0200	See Note 2
Honda® 35-50 HP • 3-1/4" Gearcase (Thru Hub & 13 Tooth)	12 1130 0200	113	Honda® 135-225 HP • 4-3/4" Gearcase (Thru Hub & 15 Tooth)	507 1150 0700	207
Mercury®/Mariner® 25-70 HP • 3-1/4" Gearcase (Thru Hub & 13 Tooth)	11 1130 0100	114	Mercury®/Mariner®/Mercruiser® 135-300 HP • V6 (4-3/4") Gearcase & Mercruiser I/O	501 1150 0100	202
Nissan®/Tohatsu® 35-60 HP • 3-1/4" Gearcase (Thru Hub & 13 Tooth)	13 1130 0300	116	OMC® - Outboard Marine Model 800, King Cobra®, Cobra®, Sea Drive • 4-3/4" Gearcase	502 1150 0200	See Note 2
Suzuki® 35-65 HP • 3-1/4" Gearcase (Thru Hub & 13 Tooth)	11 1130 0100	115	Suzuki® 150-300 HP • 4-3/4" Gearcase (Thru Hub & 15 Tooth)	507 1150 0700	204
Yamaha® 30-60 HP • 3-1/4" Gearcase (Thru Hub & 13 Tooth)	12 1130 0200	111	Volvo Penta® SX Cobra®, Volvo Penta SX® • 4-3/4" Gearcase (19 Tooth)	504 1150 0400	205
Evinrude®/Johnson® 40-75 HP • Small 3-3/8" Gearcase (Thru Hub & 13 Tooth)	12 1130 0200	111	Yamaha® 150-300 HP & Yamaha® Sterndrives • 4-3/4" Gearcase	505 1150 0500	203

MICHIGAN WHEEL OEM CROSS REFERENCE

Original Equipment Manufacturer Part & Trade Mark	Standard Hub Propeller	XHS® / XHS II® Hub Propeller						XHS® / XHS II® Hub Kit(s)	Catalog Page #s
	Michigan Match®	Ballistic®	Ballistic® XL	Vortex® XHS	Apollo® Std.	Apollo® Lg. Dia	Apollo® 4-Blade		

BRP®, EVINRUDE®, JOHNSON®, OMC®

174811	VIPER™ (LH)		937519			993054	993034	993214	See Note 2	11,50
174812	VIPER™ (LH)		937521			993055	993035	993215	See Note 2	11,50
174813	VIPER™ (LH)		937523			993056	993036	993216	See Note 2	11,50
174814	VIPER™	011008	933519		992004	993044	993024	993204	See Note 2	11,50
174815	VIPER™	011009	933521		992005	993045	993025	993205	See Note 2	11,50
174816	VIPER™		933523		992006	993046	993026	993206	See Note 2	11,50
174889	VIPER™	011007	933517		992003	993043	993023	993203	See Note 2	11,50
174890	VIPER™ (LH)		937517			993053	993033	993213	See Note 2	11,50
174926	SST II®	011006	933515		992002	993042			See Note 2	11,50
174927	SST II® (LH)					993052			See Note 2	11,50
174950		012111								2
175190		012055			992503				118	4
175191		012056	933013		992505				118	4
175738	Renegade™ Bass			963525					See Note 2	10,11
175739	Renegade™ Bass			963527					See Note 2	10,11
176058	Renegade™ Bass			963523					See Note 2	10,11
176196	Renegade™ Bass	011105		953422	992116	993146			See Note 5	6,7,49
176214		011024	933417		992114	993144			See Note 5	6,7,49
176215		011025	933419		992115	993145			See Note 5	6,7,49
176216		011105			992116	993146			See Note 5	6,7,49
176421		011027	933315		992312				111	5
176422		011028	933317		992303				111	5
176424					992504				118	4
176425					992506				118	4
176571	SST II®	011002	933415		992113	993143			See Note 5	6,7,49
176572	SST II®	011003	933417		992114	993144			See Note 5	6,7,49
176573	SST II®	011004	933419		992115	993145			See Note 5	6,7,49
176574	SST II®	011105		953422	992116	993146			See Note 5	6,7,49
176575	Renegade™ O.S.	011007	933517		992003	993043	993023	993203	See Note 2	11,50
176576	Renegade™ O.S.	011008	933519		992004	993044	993024	993204	See Note 2	11,50
176577	Renegade™ O.S.	011009	933521		992005	993045	993025	993205	See Note 2	11,50
176578	Renegade™ O.S. (LH)		937517			993053	993033	993213	See Note 2	11,50
176579	Renegade™ O.S. (LH)		937519			993054	993034	993214	See Note 2	11,50
176580	Renegade™ O.S. (LH)		937521			993055	993035	993215	See Note 2	11,50
176615	Swept-Blade™	011007	933517		992003	993043	993023	993203	See Note 2	11,50
176616	Swept-Blade™ (LH)		937517			993053	993033	993213	See Note 2	11,50
176617	Swept-Blade™	011008	933519		992004	993044	993024	993204	See Note 2	11,50
176618	Swept-Blade™ (LH)		937519			993054	993034	993214	See Note 2	11,50
176619	Swept-Blade™	011009	933521		992005	993045	993025	993205	See Note 2	11,50
176620	Swept-Blade™ (LH)		937521			993055	993035	993215	See Note 2	11,50
176623	VIPER™	011003	933417		992114	993144			See Note 5	6,7,49
176624	VIPER™	011004	933419		992115	993145			See Note 5	6,7,49
176625	VIPER™	011105			992116	993146			See Note 5	6,7,49
176626	VIPER™	011007	933517		992003	993043	993023	993203	See Note 2	11,50
176627	VIPER™	011008	933519		992004	993044	993024	993204	See Note 2	11,50
176628	VIPER™	011009	933521		992005	993045	993025	993205	See Note 2	11,50
176629	VIPER™ (LH)		937517			993053	993033	993213	See Note 2	11,50
176630	VIPER™ (LH)		937519			993054	993034	993214	See Note 2	11,50
176902	VIPER™ (LH)		937521			993055	993035	993215	See Note 2	11,50
176969	SST®	011008	933519		992004	993044	993024	993204	See Note 2	11,50
176970	SST®	011008	933519		992004	993044	993024	993204	See Note 2	11,50
176971	SST®	011009	933521		992005	993045	993025	993205	See Note 2	11,50
176973	SST® (LH)					993053	993033	993213	See Note 2	11,50
176999	Renegade™ O.S.		933523		992006	993046	993026	993206	See Note 2	11,50
177000	Renegade™ O.S. (LH)					993056	993036	993216	See Note 2	11,50
177034	SST®	011002	933415		992113	993143			See Note 5	6,7,49
177035	SST®	011003	933417		992114	993144			See Note 5	6,7,49
177036	SST®	011004	933419		992115	993145			See Note 5	6,7,49
177042	VIPER™	011002	933415		992113	993143			See Note 5	6,7,49
177128	Renegade™ Bass TBX™ (4)		963523						See Note 2	10,11
177129	Renegade™ Bass TBX™ (4)		963525						See Note 2	10,11
177130	Renegade™ Bass TBX™ (4)		963527						See Note 2	10,11
177131		011024	933417		992114	993144			See Note 5	6,7,49
177134		011007	933517		992003	993043	993023	993203	See Note 2	11,50
177135		011008	933519		992004	993044	993024	993204	See Note 2	11,50
177136		011009	933521		992005	993045	993025	993205	See Note 2	11,50
177137			933523		992006	993046	993026	993206	See Note 2	11,50
177139		011025	933419		992115	993145			See Note 5	6,7,49
177140			335033		992116	993145			See Note 5	6,7,49
177151		011002	933415		992113	993143			See Note 5	6,7,49
177153		012037			992311				111	5
177159		012111								3
177187		012057								4

* Indicates limited quantities.

MICHIGAN WHEEL OEM CROSS REFERENCE

Original Equipment Manufacturer Part & Trade Mark	Standard Hub Propeller	XHS® / XHS II® Hub Propeller						XHS® / XHS II® Hub Kit(s)	Catalog Page #s
	Michigan Match®	Ballistic®	Ballistic® XL	Vortex® XHS	Apollo® Std.	Apollo® Lg. Dia	Apollo® 4-Blade		

BRP®, EVINRUDE®, JOHNSON®, OMC® (Continued)

177258.....	VIPER™	011002	933415		992113	993143		See Note 5.....	6	
177259.....	VIPER™	011003	933417		992114	993144		See Note 5.....	6	
177265.....	Raker II®		953524						11,50	
177266.....	Raker II®		953526						11,50	
178811.....	VIPER™ (LH)					993054	993034	993214	See Note 2.....	11,50
178814.....	VIPER™	011008			992004	993044	993024	993204	See Note 2.....	11,50
277212.....		012011								3
277443.....		012011								3
277580.....		012024								4
277581.....		012024								4
277583.....		012011								3
277599.....		012011								3
277759.....		012008								2
375605.....		012109								3
376506.....		012011								3
376732.....		012024								4
376735.....		012109								3
376737.....		012011								3
376805.....		012011								3
376841.....		012109								3
377410.....		012023								4
377635.....		012007								2
377636.....		012011								3
378581.....		012023								3
379717.....		012109								3
380637.....		012024								3
380958.....		012005								2
381185.....		012091								46
381186.....		012092								46
381801.....		012011								3
382761.....		012047								6,7,49
382762.....		011001			992112				See Note 5.....	6,7,49
382763.....		011002	933415		992113	993143			See Note 5.....	6,7,49
382764.....		011003	933417		992114	993144			See Note 5.....	6,7,49
382765.....		011004	933419		992115	993145			See Note 5.....	6,7,49
382766.....		011105			992116	993146			See Note 5.....	6,7,49
382768.....		011105			992116	993146			See Note 5.....	6,7,49
383315.....		012008								2
383629.....		012015								3
384139.....	SST®	011003	933417		992114	993144			See Note 5.....	6,7,49
384140.....	SST®	011105			992116	993146			See Note 5.....	6,7,49
384141.....	SST®	011105			992116	993146			See Note 5.....	6,7,49
384142.....	SST®	011004	933419		992115	993145			See Note 5.....	6,7,49
384144.....	SST®	011002	933415		992113	993143			See Note 5.....	6,7,49
384702.....	SST®	011105			992116	993146			See Note 5.....	6,7,49
385319.....		012005								2
385940.....	SST®	012008								2
385955.....		012023								3
386118.....		012011								3
386317.....		012054			992501			118.....		4
386637.....		012055			992503			118.....		4
986786.....		011027	933315		992311			111.....		5
386841.....		011028			992312			111.....		5
386907.....		012036								5
386909.....		012037			992301			111.....		5
386933.....		012056			992505			118.....		4
386955.....		012005								2
386980.....	SST®	011028	933317		992303			111.....		5
386981.....	SST®	011027	933315		992312			111.....		5
386982.....	SST®	011035			992311			111.....		5
387158.....		011016			992001				See Note 2.....	11,50
387159.....		011006	933515		992002	993042			See Note 2.....	11,50
387160.....		011007	933517		992003	993043	993023	993203	See Note 2.....	11,50
387161.....		011008	933519		992004	993044	993024	993204	See Note 2.....	11,50
387162.....		011009	933521		992005	993045	993025	993205	See Note 2.....	11,50
387163.....			933523		992006	993046	993026	993206	See Note 2.....	11,50
387334.....		012008								2
387519.....	SST®	011008	933519		992004	993044	993024	993204	See Note 2.....	11,50
387520.....	SST®	011009	933521		992005	993045	993025	993205	See Note 2.....	11,50
387636.....		012056								4
388088.....		012013								3
388294.....		012102								3
388883.....		012016								3

* Indicates limited quantities.

MICHIGAN WHEEL OEM CROSS REFERENCE

Original Equipment Manufacturer Part & Trade Mark	Standard Hub Propeller	XHS® / XHS II® Hub Propeller						XHS® / XHS II® Hub Kit(s)	Catalog Page #s
	Michigan Match®	Ballistic®	Ballistic® XL	Vortex® XHS	Apollo® Std.	Apollo® Lg. Dia	Apollo® 4-Blade		

BRP®, EVINRUDE®, JOHNSON®, OMC® (Continued)

763318.....		161004	933521		992005	993045	993025	993205	205	51
763319.....		161005	933523		992006	993046	993026	993206	205	51
763453.....		011016			992001				See Note 2	11,50
763456.....		012112								2
763459.....		012055			992503				118	4
763460.....					992504				118	4
763461.....		012037			992311				111	5
763462.....		011028	933317		992303				111	5
763463.....		011003	933417		992114	993144			See Note 5	6,7,49
763464.....		011004	933419		992115	993145			See Note 5	6,7,49
763465.....		011105			992116	993146			See Note 5	6,7,49
763466.....		011002	933415		992113	993143			See Note 5	6,7,49
763467.....		011007	933517		992003	993043	993023	993203	See Note 2	11,50
763468.....		011008	933519		992004	993044	993024	993204	See Note 2	11,50
763469.....		011009	933521		992005	993045	993025	993205	See Note 2	11,50
763470.....			933523		992006	993046	993026	993206	See Note 2	11,50
763471.....		011006	933515		992002	993042			See Note 2	11,50
763486.....		012057	933015							4
763487.....		012054			992501				118	4
763488.....		012036								5
763568.....	Rebel™	011007	933517		992003	993043	993023	993203	See Note 2	11,50
763569.....	Rebel™ (LH)		937517			993053	993033	993213	See Note 2	11,50
763570.....	Rebel™	011008	933519		992004	993044	993024	993204	See Note 2	11,50
763571.....	Rebel™ (LH)		937519			993054	993034	993214	See Note 2	11,50
763572.....	Rebel™	011009	933521		992005	993045	993025	993205	See Note 2	11,50
763573.....	Rebel™ (LH)		937521			993055	993035	993215	See Note 2	11,50
763574.....	Rebel™		933523		992006	993046	993026	993206	See Note 2	11,50
763575.....	Rebel™ (LH)					993056	993036	993216	See Note 2	11,50
763583.....		012011								3
763584.....		012016								3
763585.....		012021								3
763586.....		012007								2
763587.....		012109								3
763588.....		012005								2
763589.....		012015								3
763590.....		012030								3
763912.....	VIPER™ TBX™		933515			993042			See Note 2	11,50
763913.....	VIPER™ TBX™ (LH)					993052			See Note 2	11,50
763914.....	VIPER™ TBX™	011007	933517		992003	993043	993023	993203	See Note 2	11,50
763915.....	VIPER™ TBX™ (LH)		937517			993053	993033	993213	See Note 2	11,50
763918.....	VIPER™ TBX™	011008	933519		992004	993044	993024	993204	See Note 2	11,50
763919.....	VIPER™ TBX™ (LH)		937519			993054	993034	993214	See Note 2	11,50
763922.....	VIPER™ TBX™	011009	933521		992005	993045	993025	993205	See Note 2	11,50
763923.....	VIPER™ TBX™ (LH)		937521			993055	993035	993215	See Note 2	11,50
763929.....	VIPER™ 3	011002	933415		992113	993143			See Note 5	6
763930.....	VIPER™ 3	011003	933417		992114	993144			See Note 5	6
763931.....	VIPER™ 3	011004	933419		992115	993145			See Note 5	6
763932.....	VIPER™ 3	011105			992116	993146			See Note 5	6
763938.....	Cyclone™ TBX™ 4				992202			993203	See Note 2	11,50
763939.....	Cyclone™ TBX™ 4 (LH)							993213	See Note 2	11,50
763940.....	Cyclone™ TBX™ 4				992203			993204	See Note 2	11,50
763941.....	Cyclone™ TBX™ 4 (LH)							993214	See Note 2	11,50
763944.....	Cyclone™ TBX™ 4				992204			993205	See Note 2	11,50
763945.....	Cyclone™ TBX™ 4 (LH)							993215	See Note 2	11,50
763950.....		011002	933415		992113	993143			See Note 5	6,7
763951.....		011003	933417		992114	993144			See Note 5	6,7
763952.....		011004	933419		992115	993145			See Note 5	6,7
763956.....	Raker®		953424						206	7
763962.....	SST® TBX™		933515		992002	993042			See Note 2	11,50
763963.....	SST® TBX™ (LH)					993052			See Note 2	11,50
763964.....	Rogue™ Stainless Steel				941413				See Note 5	6,7,8
763965.....	Rogue™ Stainless Steel				941415				See Note 5	6,7,8
763966.....	Rogue™ Stainless Steel				941417				See Note 5	6,7,8
763967.....	Rogue™ Stainless Steel				941419				See Note 5	6,7,8
763986.....	Rebel™ TBX™	011007	933517		992003	993043	993023	993203	See Note 2	11,50
763987.....	Rebel™ TBX™ (LH)		937517			993053	993033	993213	See Note 2	11,50
763990.....	Rebel™ TBX™	011008	933519		992004	993044	993024	993204	See Note 2	11,50
763991.....	Rebel™ TBX™ (LH)		937519			993054	993034	993214	See Note 2	11,50
763994.....	Rebel™ TBX™	011009	933521		992005	993045	993025	993205	See Note 2	11,50
763995.....	Rebel™ TBX™ (LH)		937519			993055	993035	993215	See Note 2	11,50
763998.....	Rebel™ TBX™		933523		992006	993046	993026	993206	See Note 2	11,50
763999.....	Rebel™ TBX™ (LH)					993056	993036	993216	See Note 2	11,50
765048.....	Aluminum	012054			992501				118	4

* Indicates limited quantities.

MICHIGAN WHEEL OEM CROSS REFERENCE

Original Equipment Manufacturer Part & Trade Mark	Standard Hub Propeller	XHS® / XHS II® Hub Propeller						XHS® / XHS II® Hub Kit(s)	Catalog Page #s
	Michigan Match®	Ballistic®	Ballistic® XL	Vortex® XHS	Apollo® Std.	Apollo® Lg. Dia	Apollo® 4-Blade		

BRP®, EVINRUDE®, JOHNSON®, OMC® (Continued)

765049.....	Aluminum.....	012055.....			992503.....			118.....	4	
765050.....	Aluminum.....				992504.....			118.....	4	
765176.....	SSP.....	012055.....			992503.....			118.....	4	
765178.....	SSP.....		933013.....					118.....	4	
765180.....	SSP.....		933015.....					118.....	4	
765181.....		011001.....			992112.....			See Note 5.....	6,7,49	
765182.....					992113.....	993143.....		See Note 5.....	6,7,49	
765183.....					992114.....	993144.....		See Note 5.....	6,7,49	
765184.....					992115.....	993145.....		See Note 5.....	6,7,49	
765185.....					992116.....	993146.....		See Note 5.....	6,7,49	
765186.....			933515.....		992002.....	993042.....		See Note 2.....	11,50	
765187.....		011007.....	933517.....		992003.....	993043.....	993023.....	993203.....	See Note 2.....	11,50
765188.....		011008.....	933519.....		992004.....	993044.....	993024.....	993204.....	See Note 2.....	11,50
765189.....		011009.....	933521.....		992005.....	993045.....	993025.....	993205.....	See Note 2.....	11,50
775713.....		012037.....			992311.....			111.....	5	
776807.....		032046.....							5	
776891.....		011001.....			992112.....			See Note 5.....	6,7,49	
777021.....	SST® High Luster.....	032042.....	993213.....		992605.....	993406.....		115.....	5	
777022.....	SST® High Luster.....	032041.....			992606.....	993407.....		115.....	5	
777023.....	SST® High Luster.....	032040.....	993215.....		992408.....	993408.....		115.....	5	
777024.....		061024.....			992114.....	993144.....		See Note 4.....	8	
777025.....		061028.....			992115.....	993145.....		See Note 4.....	8	
777026.....		061032.....			992116.....	993146.....		See Note 4.....	8	
777029.....						993154.....		See Note 4.....	8	
777030.....						993155.....		See Note 4.....	8	
777031.....						993156.....		See Note 4.....	8	
778703.....					992503.....			121.....	4	
778704.....					992504.....			121.....	4	
778705.....			933013.....		992505.....			121.....	4	
778706.....					992506.....			121.....	4	
778738.....		061020.....							8	
778739.....		061024.....							8	
778740.....		061028.....							8	
778741.....		061032.....							8	
778772.....		012111.....							3	
778774.....		011027.....	933315.....		992302.....			111.....	5	
778797.....		012032.....							2	
778863.....		012056.....	933013.....		992505.....			118.....	4	
5005384.....		062103.....							2	
5005385.....		062104.....							2	
5031619.....		032042.....	993213.....		992406.....	993406.....		115.....	5	
5031627.....		032040.....	993215.....		992408.....	993408.....		115.....	5	
5031628.....					992409.....			115.....	5	
5032107.....					992502.....			121.....	4	
5032108.....					992503.....			121.....	4	
5032109.....					992504.....			121.....	4	
5032110.....			933013.....		992505.....			121.....	4	
5032171.....					992501.....			121.....	4	
5033201.....		062103.....							2	
5033203.....		062105.....							2	
5033322.....		061020.....	933415.....		992113.....	993143.....		See Note 4.....	8	
5033323.....		061024.....	933417.....		992114.....	993144.....		See Note 4.....	8	
5033324.....		061028.....	933419.....		992115.....	993145.....		See Note 4.....	8	
5033325.....		061032.....	933421.....		992116.....	993146.....		See Note 4.....	8	
5033327.....		061024.....	933417.....		992114.....	993144.....		See Note 4.....	8	
5033328.....		061028.....	933419.....		992115.....	993145.....		See Note 4.....	8	
5033329.....		061032.....	933421.....		992116.....	993146.....		See Note 4.....	8	
5040538.....		142102.....							2	
5040590.....		142204.....							3	
5040591.....		142205.....							3	
5040592.....		142206.....							3	

FORCE®, CHRYSLER, U.S. MARINE

48-16986A45.....	Vengeance.....	031041.....	933415.....		992113.....	993143.....		202.....	15
48-16986A5.....	QSS™.....	031041.....	933415.....		992113.....	993143.....		202.....	15
48-16988A40.....	QSS™.....	031042.....	933417.....		992114.....	993144.....		202.....	15
48-16988A45.....	Vengeance.....	031042.....	933417.....		992114.....	993144.....		202.....	15
48-16990A45.....	Laser II™.....	031043.....	933419.....		992115.....	993145.....		202.....	15
48-16992A45.....	Laser II™.....	031044.....	933421.....	953422.....	992116.....	993146.....		202.....	15
48-19636A10.....					992501.....			120.....	12
48-19638A40.....	Black Max™.....	031049.....			992503.....			120.....	12
48-19639A40.....	Black Max™.....				992504.....			120.....	12
48-19640A40.....	Black Max™.....	031048.....	933013.....		992505.....			120.....	12

* Indicates limited quantities.

MICHIGAN WHEEL OEM CROSS REFERENCE

Original Equipment Manufacturer Part & Trade Mark	Standard Hub Propeller	XHS® / XHS II® Hub Propeller						XHS® / XHS II® Hub Kit(s)	Catalog Page #s
	Michigan Match®	Ballistic®	Ballistic® XL	Vortex® XHS	Apollo® Std.	Apollo® Lg. Dia	Apollo® 4-Blade		

FORCE®, CHRYSLER, U.S. MARINE (Continued)

48-19642A40	Black Max™				992506			120	12
48-42738A10	Black Max™	032141							13
48-42740A10	Black Max™	032142							13
48-64724A4		031020							13
48-73132A40	Black Max™	031015							13
48-73134A4	Black Max™	031016			992405	993405		114.	13
48-73134A40	Black Max™	031016			992405	993405		114.	13
48-73136A4	Black Max™	031017	933213		992406	993406		114.	13
48-73136A40	Black Max™	031017	933213		992406	993406		114.	13
48-73138A4	Black Max™	031018			992407	993407		114.	13
48-73138A40	Black Max™	031018			992407	993407		114.	13
48-73140A4	Black Max™	031019	933215		992408	993408		114.	13
48-73140A40	Black Max™	031019	933215		992408	993408		114.	13
48-73142A40	Black Max™				992409			114.	13
48-73144A40	Black Max™	031020							13
48-76228A4	QSS™	031017	933213		992406	993406		114.	13
48-76228A5	Vengeance	031017	933213		992406	993406		114.	13
48-76230A4	QSS™	031018			992407	993407		114.	13
48-76230A5	Vengeance	031018			992407	993407		114.	13
48-76232A4	QSS™	031019	933215		992408	993408		114.	13
48-76232A5	Vengeance	031019	933215		992409	993408		114.	13
48-77338A45	Black Max™	031254							15
48-77338CP1	Pontoon				941411			202	15
48-77340A40	Black Max™	031055			992112			202	15
48-77340A45	Black Max™	031055			992112			202	15
48-77338CP1	Pontoon				941413			202	15
48-77342A40	Black Max™	031041	933415		992113	993143		202	15
48-77342A45	Black Max™	031041	933415		992113	993143		202	15
48-77344A40	Black Max™	031042	933417		992114	993144		202	15
48-77344A45	Black Max™	031042	933417		992114	993144		202	15
48-77346A40	Black Max™	031043	933419		992115	993145		202	15
48-77346A45	Black Max™	031043	933419		992115	993145		202	15
48-77348A40	Black Max™	031044	933421	953422	992116	993146		202	15
48-77348A45	Black Max™	031044	933421	953422	992116	993146		202	15
48-77350A40	Black Max™	031045*							15
48-77350A45	Black Max™	031045*							15
48-79792A4	QSS™	031016			992405	993405		114.	13
48-79792A5	Vengeance	031016			992405	993405		114.	13
48-816702A40		031056			992405	993405		114.	13
48-816704A40		031057			992406	993406		114.	13
48-816706A40		031058	933213		992407	993407		114.	13
48-819334A40		072133							13
48-819335A40		072132							13
48-819336A40		072131							13
48-819337A40		072014							13
48-819337A45		072014							13
48-855858A5	Vengeance	031057			992406	993406		114.	13
48-85632A40	Black Max™	031053			992404			114.	13
48-FP488		072123							12
48-FP669-1		071035			992113	993143		202	14
48-FP669-2		071035			992113	993143		202	14
48-FP669-3		071035			992113	993143		202	14
48-FP685-1		071036			992114	993144		202	14
48-FP685-2		071036			992114	993144		202	14
48-FP685-3		071036			992114	993144		202	14
48-FP686-1					992115	993145		202	14
48-FP686-3					992115	993145		202	14
48-FP686-4					992115	993145		202	14
48-FP692-1		072127			992113	993143		202	14
48-FP692-2		072127			992113	993143		202	14
48-FP692-3		072127			992113	993143		202	14
48-FP694					992116	993146		202	14
FA282265		072132							13
FA287265		072131							13
FA378265		072132							13
FP273		072133							13
FP274		072014							13
FP276		072014							13
FP277		072131							13
FP278		072014							13
FP282		072132							13
FP287		072131							13
FP293		072132							13

MICHIGAN WHEEL OEM CROSS REFERENCE

Original Equipment Manufacturer Part & Trade Mark	Standard Hub Propeller	XHS® / XHS II® Hub Propeller						XHS® / XHS II® Hub Kit(s)	Catalog Page #s
	Michigan Match®	Ballistic®	Ballistic® XL	Vortex® XHS	Apollo® Std.	Apollo® Lg. Dia	Apollo® 4-Blade		

FORCE®, CHRYSLER, U.S. MARINE (Continued)

FP328	072014								13
FP366	072014								13
FP378	072132								13
FP519	072055								14
FP523	072107								14
FP524	072108								14
FP623	072107								14
FP654	072108								14
FP665	071035								14
FP669	071035								14
FP669-1	071035								14
FP682	072127								14
FP685-1	072128								14
FP692	072127								14
FP692-1	072127								14
FPM736	031020								13
FPM738	031019			992408	993408		114		13
FPM752	031058	933213		992407	993407		114		13
FPM754	031056			992405	993405		114		13
FPM756	031015								13
FPS523	072107								14
FPS524	072108								14
FPS623	072107								14
FPS625	072108								14
FPS626	072109								14
FPS654	072108								14

HONDA®

08M60-ZW7-A10	Turbo 3-Blade	031042	933417	992114	993144		See Note 3		18
08M60-ZW7-A20	Turbo 3-Blade	031043	933419	992115	993145		See Note 3		18
08M60-ZW7-A30	Turbo 3-Blade	031044	933421	992116	993146		See Note 3		18
08M60-ZW7-B00	Turbo 3-Blade (LH)				993153		See Note 3		18
08M60-ZW7-B10	Turbo 3-Blade (LH)				993154		See Note 3		18
08M60-ZW7-B20	Turbo 3-Blade (LH)				993155		See Note 3		18
08M60-ZW7-B30	Turbo 3-Blade (LH)				993156		See Note 3		18
58110-ZV4-300		102005							16
58110-ZV5-E00	Turbo 3-Blade	032040	933215	992408	993408		113		17
58110-ZV5-E10	Turbo 3-Blade	032041		992606	993407		113		17
58110-ZV5-E20	Turbo 3-Blade	032042	993213	992605	993406		113		17
58110-ZV5-E30	Turbo 3-Blade	032043		992405	993405		113		17
58130-881-840ZA		012109							16
58130-881-840ZB		012109							16
58130-935-000N		012109							16
58130-935-600N		012109							16
58130-ZV4-000ZA		102005							16
58130-ZV4-008AH	Solas® Honda	102003							16
58130-ZV4-009AH	Solas® Honda	102004							16
58130-ZV4-010ZA	Solas® Honda	102005							16
58130-ZV4-020ZA		102005							16
58130-ZV4-030ZA		102005							16
58130-ZV4-030ZB		102005							16
58130-ZV4-700ZA		102004							16
58130-ZV4-701ZA		102004							16
58130-ZV4-702ZA		102004							16
58130-ZV4-703ZA		102004							16
58130-ZV4-703ZB		102004							16
58130-ZV5-000ZA		032042	993213	992605	993406		113		17
58130-ZV5-011AH	Solas® Honda	032044		992603	993404		113		17
58130-ZV5-012AH	Solas® Honda	032043		992604	993405		113		17
58130-ZV5-013AH	Solas® Honda	032042		992605	993406		113		17
58130-ZV5-014AH	Solas® Honda	032041		992606	993407		113		17
58130-ZV5-015AH	Solas® Honda	032040		992408	993408		113		17
58130-ZV5-850ZA		032043		992604	993405		113		17
58130-ZV5-860ZA		032045		992603			113		17
58130-ZV5-870ZA		032040	933215	992408	993408		113		17
58130-ZV7-009AH	Solas® Honda			992501			119		16
58130-ZV7-010AH	Solas® Honda			992502			119		16
58130-ZV7-011AH	Solas® Honda			992503			119		16
58130-ZV7-012AH	Solas® Honda			992504			119		16
58130-ZV7-013AH	Solas® Honda		933013	992505			119		16
58130-ZW1-011AH	Solas® Honda	031254		992111			See Note 3		18
58130-ZW1-013AH	Solas® Honda	031055		992112			See Note 3		18
58130-ZW1-015AH	Solas® Honda	031041	933415	992113	993143		See Note 3		18

* Indicates limited quantities.

MICHIGAN WHEEL OEM CROSS REFERENCE

Original Equipment Manufacturer Part & Trade Mark	Standard Hub Propeller	XHS® / XHS II® Hub Propeller						XHS® / XHS II® Hub Kit(s)	Catalog Page #s
	Michigan Match®	Ballistic®	Ballistic® XL	Vortex® XHS	Apollo® Std.	Apollo® Lg. Dia	Apollo® 4-Blade		

HONDA® (Continued)

58133-ZY3-A23S	Solas® Titan	933523			992006	993046	993026	993206	207	19	
58133-ZY3-A25AH		933525							207	19	
58133-ZY3-B15AH	Solas® New Saturn (LH)					993052			207	19	
58133-ZY3-B15LX	Solas® Lexor (LH)	937517				993053	993033	993213	207	19	
58133-ZY3-B17AH	Solas® New Saturn (LH)	937517				993053	993033	993213	207	19	
58133-ZY3-B17HR	Solas® Titan HR3 (LH)	937517				993053	993033	993213	207	19	
58133-ZY3-B17S	Solas® Titan (LH)	937517				993053	993033	993213	207	19	
58133-ZY3-B19AH	Solas® New Saturn (LH)	937519				993054	993034	993214	207	19	
58133-ZY3-B19HR	Solas® Titan HR3 (LH)	937519				993054	993034	993214	207	19	
58133-ZY3-B19LX	Solas® Lexor (LH)	937521				993055	993035	993215	207	19	
58133-ZY3-B19S	Solas® Titan (LH)	937519				993054	993034	993214	207	19	
58133-ZY3-B21AH	Solas® New Saturn (LH)	937521				993055	993035	993215	207	19	
58133-ZY3-B21HR	Solas® Titan HR3 (LH)	937521				993055	993035	993215	207	19	
58133-ZY3-B21LX	Solas® Lexor (LH)	937523				993056	993036	993216	207	19	
58133-ZY3-B21S	Solas® Titan (LH)	937521				993055	993035	993215	207	19	
58133-ZY3-B23S	Solas® Titan (LH)	937523				993056	993036	993216	207	19	
58134-ZV5-009AH					992402				113	17	
58134-ZV5-010AH					992403				113	17	
58134-ZW1-013AH	Solas® Honda				941413				See Note 3	18	
58134-ZW1-015AH	Solas® Honda				941415				See Note 3	18	
58134-ZW1-017AH	Solas® Honda				941417				See Note 3	18	
58134-ZW1-019AH	Solas® Honda				941419				See Note 3	18	
58134-ZY3-017A	Solas® Honda				992202			993203	207	19	
58134-ZY3-017B	Solas® Honda (LH)							993213	207	19	
58134-ZY3-019A	Solas® Honda				992203			993204	207	19	
58134-ZY3-019B	Solas® Honda (LH)							993214	207	19	
58134-ZY3-021A	Solas® Honda				992204			993205	207	19	
58134-ZY3-021B	Solas® Honda (LH)							993215	207	19	
58134-ZY3-A18HR	Solas® Titan HR4							993204	207	19	
58134-ZY3-A20HR	Solas® Titan HR4							993205	207	19	
58134-ZY3-A21HR	Solas® Titan HR4							993205	207	19	
58134-ZY3-B18HR	Solas® Titan HR4 (LH)							993214	207	19	
58134-ZY3-B20HR	Solas® Titan HR4 (LH)							993215	207	19	
58134-ZY3-B21HR	Solas® Titan HR4 (LH)							993215	207	19	
58233-ZY3-A15H	Turbo 3-Blade	031023	933515		992002	993042			207	19	
58233-ZY3-A17H	Turbo 3-Blade	031024	933517		992003	993043	993023	993203	207	19	
58233-ZY3-A19H	Turbo 3-Blade	031025	933519		992004	993044	993024	993204	207	19	
58233-ZY3-A21H	Turbo 3-Blade	031026	933521		992005	993045	993025	993205	207	19	
58233-ZY3-A23H	Turbo 3-Blade	031027	933523		992006	993046	993026	993206	207	19	
58233-ZY3-A23HP	Turbo Performance	031027	933523		992006	993046	993026	993206	207	19	
58233-ZY3-A25H	Turbo 3-Blade		933525						207	19	
58233-ZY3-B15H	Turbo 3-Blade (LH)					993052			207	19	
58233-ZY3-B17H	Turbo 3-Blade (LH)		937517			993053	993033	993213	207	19	
58233-ZY3-B19H	Turbo 3-Blade (LH)		937519			993054	993034	993214	207	19	
58233-ZY3-B21H	Turbo 3-Blade (LH)		937521			993055	993035	993215	207	19	
58233-ZY3-B23H	Turbo 3-Blade (LH)		937523			993056	993036	993216	207	19	
58234-ZY3-A20H	Turbo 4-Blade								993205	207	19
58234-ZY3-A22H	Turbo 4-Blade		963523						993206	207	19
58234-ZY3-A23HP	Turbo 4-Blade Perf.		963523						993206	207	19
58333-ZY3-A15CL	PowerTech OFS		933515						207	19	
58333-ZY3-A17CL	PowerTech OFS	031024	933517		992003	993043	993023	993203	207	19	
58333-ZY3-A19CL	PowerTech OFS	031025	933519		992004	993044	993024	993204	207	19	
58333-ZY3-A21CL	PowerTech OFS	031026	933521		992005	993045	993025	993205	207	19	
58333-ZY3-A23CL	PowerTech OFS	031027	933523		992006	993046	993026	993206	207	19	
58333-ZY3-B17CL	PowerTech OFS (LH)		937517			993053	993033	993213	207	19	
58333-ZY3-B19CL	PowerTech OFS (LH)		937519			993054	993034	993214	207	19	
58333-ZY3-B21CL	PowerTech OFS (LH)		937521			993055	993035	993215	207	19	
58333-ZY3-B23CL	PowerTech OFS (LH)		937523			993056	993036	993216	207	19	

MERCURY®, MARINER®, MERCRUISER®

48-11070A40	Laser™	933521	953522			993045	993025	993205	202	26,47
48-11074A40	Laser™		933523	953524		993046	993026	993206	202	26,47
48-11320A40	Black Max™	031050			992002	993042			202	26,47
48-11322A40	Black Max™	031516			992003	993043	993023	993203	202	26,47
48-11324A40	Black Max™	031052	933519		992004	993044	993024	993204	202	26,47
48-11324A45	Black Max™	031052	933519		992004	993044	993024	993204	202	26,47
48-13242A50	Mirage®	031065	933519		992004	993044	993024	993204	202	26,47
48-13243A50	Mirage® (LH)		937521			993055	993035	993215	202	26,47
48-13244A50	Mirage®	031066	933521		992005	993045	993025	993205	202	26,47
48-13245A50	Mirage® (LH)		937523			993056	993036	993216	202	26,47
48-13700A46	Mirage® Plus						993024		202	26,47
48-13701A40	Mirage® (LH)		937519						202	26,47
48-13701A41	Mirage® (LH)		937519						202	26,47

MICHIGAN WHEEL OEM CROSS REFERENCE

Original Equipment Manufacturer Part & Trade Mark	Standard Hub Propeller	XHS® / XHS II® Hub Propeller						XHS® / XHS II® Hub Kit(s)	Catalog Page #s
	Michigan Match®	Ballistic®	Ballistic® XL	Vortex® XHS	Apollo® Std.	Apollo® Lg. Dia	Apollo® 4-Blade		

MERCURY®, MARINER®, MERCURUISER® (Continued)

48-13701A46	Mirage® Plus (LH)		937519			993054	993034	993214	202	26,47
48-13702A55	Mirage® Plus	031066	933521		992005	993045	993025	993205	202	26,47
48-13703A55	Mirage® Plus (LH)		937521			993055	993035	993215	202	26,47
48-13704A46	Mirage® Plus		933523		992006	993046	993026	993206	202	26,47
48-13705A55	Mirage® Plus (LH)		937523						202	26,47
48-13706A46	Mirage® Plus		933525						202	26,47
48-16312A46	Vengeance	031023	933515		992002	993042			202	26,47
48-16314A46	Vengeance	031064	933517		992003	993043	993023	993203	202	26,47
48-16315A46	Vengeance (LH)		937517			993053	993033	993213	202	26,47
48-16316A46	Vengeance	031065	933519		992004	993044	993024	993204	202	26,47
48-16317A46	Vengeance (LH)		937519			993054	993034	993214	202	26,47
48-16318A46	Vengeance	031066	933521		992005	993045	993025	993205	202	26,47
48-16319A46	Vengeance (LH)		937521			993055	993035	993215	202	26,47
48-16320A5	QSS™		933523		992006	993046	993026	993206	202	26,47
48-16321A4	QSS™		933523		992006	993046	993026	993206	202	26,47
48-16320A46	Vengeance		933523		992006	993046	993026	993206	202	26,47
48-16320A5	QSS™		933523		992006	993046	993026	993206	202	26,47
48-16321A46	Vengeance (LH)		937523			993056	993036	993216	202	26,47
48-16322A4	QSS™		933525						202	26,47
48-16322A46	Vengeance		933525						202	26,47
48-16438A45	Black Max™	031050			992002	993042			202	26,47
48-16440A45	Black Max™	031516			992003	993043	993023	993203	202	26,47
48-16543A46	Laser II™ (LH)		937519			993054	993034	993214	202	26,47
48-16544A46	Laser II™	031065	933519		992004	993044	993024	993204	202	26,47
48-16545A46	Laser II™ (LH)		937521			993055	993035	993215	202	26,47
48-16546A46	Laser II™	031066	933521		992005	993045	993025	993205	202	26,47
48-16547A46	Laser II™ (LH)		937523			993056	993036	993216	202	26,47
48-16548A41	Laser II™		933523		992006	993046	993026	993206	202	26,47
48-16548A45	Laser II™		933523		992006	993046	993026	993206	202	26,47
48-16548A46	Laser II™		937523			993056	993036	993216	202	26,47
48-16550A40	Laser II™		933525						202	26,47
45-16550A41	Laser II™		933525						202	26,47
48-16550A45	Laser II™		933525						202	26,47
48-16550A46	Laser II™		933525						202	26,47
48-16986A46	Vengeance	031041	933415		992113	993143			202	25
48-16988A46	Vengeance	031042	933417		992114	993144			202	25
48-16990A45	Laser II™	031043	933419		992115	993145			202	25
48-16992A40	Laser II™	031044	933421		992116	993146			202	25
48-16994A46	Laser II™		953424						202	25
48-17874A12		032050								20
48-18278A46	Mirage® Plus		933517			993043	993023		202	26,47
48-19636A10	Black Max™				992501				120	21
48-19638A40	Black Max™	031049			992503				120	21
48-19639A40	Black Max™				992504				120	21
48-19640A40	Black Max™	031048	933013		992505				120	21
48-19642A40	Black Max™		933015		992506				120	21
48-19644A5	Vengeance		933013						120	21
48-19841A46	Mirage® Plus (LH)					993052	993032		202	26,47
48-30388A1		031042	933417		992114	993144			202	25
48-30390A1		031041	933415		992113	993143			202	25
48-30396A1		031254			992111				202	25
48-30396A3		031254			992111				202	25
48-30396A4		031254			992111				202	25
48-31072A4		031041	933415		992113	993143			202	25
48-31080A1		031042	933417		992114	993144			202	25
48-31082A1		031041	933415		992113	993143			202	25
48-31454A3		031043	933419		992115	993145			202	25
48-31456A3		031042	933417		992114	993144			202	25
48-31458A3		031041	933415		992113	993143			202	25
48-32264A3		031041	933415		992113	993143			202	25
48-32386A3		031043	933419		992115	993145			202	25
48-32386A4		031048								21
48-32388A3		031042	933417		992114	993144			202	25
48-32990A3		031055			992112				202	25
48-32392A3		031254			992111				202	25
48-32392A4		031055			992112				202	25
48-32746A3		031044	933421		992116	993146			202	25
48-32748A3		031042	933417		992114	993144			202	25
48-32750A3		031042	933417		992114	993144			202	25
48-33480A1		032135								21
48-33482A1		032136								21
48-35936A3		031254			992111				202	25
48-35936A4		031055			992112				202	25

MICHIGAN WHEEL OEM CROSS REFERENCE

Original Equipment Manufacturer Part & Trade Mark	Standard Hub Propeller	XHS® / XHS II® Hub Propeller						XHS® / XHS II® Hub Kit(s)	Catalog Page #s
	Michigan Match®	Ballistic®	Ballistic® XL	Vortex® XHS	Apollo® Std.	Apollo® Lg. Dia	Apollo® 4-Blade		

MERCURY®, MARINER®, MERCUISER® (Continued)

48-36008A1		933523			992006	993046	993026	993206	202	26,47
48-36010A1	031026	933521			992005	993045	993025	993205	202	26,47
48-36010A4		933523			992006	993046	993026	993206	202	26,47
48-36012A1	031052	933519			992004	993044	993024	993204	202	26,47
48-36012A4	031026	933521			992005	993045	993025	993205	202	26,47
48-36012A5	031516	933515			992002	993043	993023	993203	202	26,47
48-36014A1	031516	933515			992002	993043	993023	993203	202	26,47
48-36014A4	032052	933519			992004	993044	993024	993204	202	26,47
48-36016A4	031516	933515			992002	993043	993023	993203	202	26,47
48-36018A1	031513				992001				202	26,47
48-36020A1	031513				992001				202	26,47
48-36020A4	031513				992001				202	26,47
48-37902A4	031042	933417			992114	993144			202	25
48-42522A10	032052									20
48-42522A11	032052									20
48-42522A12	032052									20
48-42738A10	Black Max™	032141								24
48-42738A11	Black Max™	032141								24
48-42738A13	Black Max™	032141								24
48-42740A10	Black Max™	032142								24
48-42740A11	Black Max™	032142								24
48-43584A40	031049				992503				120	21
48-43586A40	031048	933015			992505				120	21
48-43590A40					992506				120	21
48-47670A3	032020									20
48-47922A10	032021									20
48-47926A10	032021									20
48-49632A4	031043	933419			992115	993145			202	25
48-49634A4	031052				992004	993044	993024	993204	202	26,47
48-52008A4	031045*									25
48-52012A3	031045*									25
48-53892A3	031043	933419			992115	993145			202	25
48-53896A4	031043	933419			992115	993145			202	25
48-53900A3	031041	933415			992113	993143			202	25
48-58422A4	031052				992004	993044	993024	993204	202	26,47
48-58424A4	031026	933521			992005	993045	993025	993205	202	26,47
48-58426A1	031026	933521			992005	993045	993025	993205	202	26,47
48-58426A4					992006	993046	993026	993206	202	26,47
48-58826A3	031254				992111				202	25
48-58826A4	031055				992112				202	25
48-61812A4	032045				992602				114	23
48-61814A4	032044				992603				114	23
48-61816A4	032043	993213			992604	993405			114	23
48-61818A4	032042				992605	993406			114	23
48-61820A4	032041				992606	993407			114	23
48-61822A4	032040	933215			992408	993408			114	23
48-61824A1					992409				114	23
48-62274A4	032045				992602				114	23
48-63540A1	032040	933215			992408	993408			114	23
48-64724A1	031020									24
48-64724A4	031020									24
48-65022A1	031041				992113	993143			202	25
48-65024A1	031042				992114	993144			202	25
48-65480A1	031027				992006	993046	993026	993206	202	26,47
48-65588A4	031043	933417			992114	993144			202	25
48-65736A4	031045*									25
48-65748A1	031041	933415			992113	993143			202	25
48-65992A4	031026	933521			992005	993045	993025	993205	202	26,47
48-66432A4	031052				992004	993044	993024	993204	202	26,47
48-66450A4	031516				992003	993043	993023	993203	202	26,47
48-67280A1	031043	933419			992115	993145			202	25
48-67874A4	031027				992006	993046		993206	202	26,47
48-68556A4	Cleaver™				992004	993044	993024	993204	202	26,47
48-68557A4	Cleaver™ (LH)					993055	993035	993215	202	26,47
48-68558A4	Cleaver™				992005	993045	993025	993205	202	26,47
48-72764A5	QSS™	031042	933417		992114	993144			202	25
48-73132A40	Black Max™	031015								24
48-73134A40	Black Max™	031016			992405	993405			114	24
48-73136A4	Black Max™	031017	933213		992406	993406			114	24
48-73136A40	Black Max™	031017	933213		992406	993406			114	24
48-73138A4	Black Max™	031018			992407	993407			114	24
48-73138A40	Black Max™	031018			992407	993407			114	24
48-73140A4	Black Max™	031019	933215		992408	993408			114	24

MICHIGAN WHEEL OEM CROSS REFERENCE

Original Equipment Manufacturer Part & Trade Mark	Standard Hub Propeller	XHS® / XHS II® Hub Propeller						XHS® / XHS II® Hub Kit(s)	Catalog Page #s
	Michigan Match®	Ballistic®	Ballistic® XL	Vortex® XHS	Apollo® Std.	Apollo® Lg. Dia	Apollo® 4-Blade		

MERCURY®, MARINER®, MERCUISER® (Continued)

TS1164T..... Silverado.....	031016.....	992305..... 993405.....	114.....	24.....
TS1166T..... Silverado.....	031017..... 933213.....	992406..... 993406.....	114.....	24.....
TS1168T..... Silverado.....	031058.....	992407..... 993407.....	114.....	24.....

NISSAN®, TOHATSU®

345641015.....	141304.....	992501.....	122.....	28.....
346641015M.....	141304.....	992501.....	122.....	28.....
346641025M.....	141307.....	992502.....	122.....	28.....
346641035.....	141305.....	992503.....	122.....	28.....
346641035M.....	141305.....	992503.....	122.....	28.....
346641045M.....	141306.....	992505.....	122.....	28.....
346641055.....	992506.....	122.....	28.....
346641055M.....	992506.....	122.....	28.....
346641065.....	141304.....	28.....
346B641065.....	141304.....	28.....
346W641055.....	992506.....	122.....	28.....
346W641065.....	141304.....	28.....
348641020.....	142406.....	992605..... 993406.....	116.....	29.....
348641030.....	142410.....	992606..... 993407.....	116.....	29.....
348641040.....	142409.....	992604..... 993405.....	116.....	29.....
348641080.....	992401.....	112.....	29.....
348W641080.....	992401.....	116.....	29.....
349B645291.....	142309.....	28.....
353641010.....	992401.....	112.....	29.....
353641020.....	992402.....	112.....	29.....
353641030.....	992403.....	112.....	29.....
353641050.....	992301.....	112.....	29.....
353641050M.....	992301.....	112.....	29.....
353641070.....	992302.....	112.....	29.....
353641070M.....	992302.....	112.....	29.....
353641080.....	142008*.....	29.....
353641090.....	992303.....	112.....	29.....
353641090M.....	992303.....	112.....	29.....
361641020.....	142406.....	992605..... 993406.....	116.....	29.....
361641030.....	142410.....	992606..... 993407.....	116.....	29.....
361641130.....	142405.....	992603.....	116.....	29.....
361641140.....	142002.....	992604..... 993405.....	116.....	29.....
362B641010.....	142204.....	28.....
362B641080.....	142205.....	28.....
362641010M.....	142204.....	28.....
362641020.....	142203.....	28.....
362641020M.....	142203.....	28.....
362641080M.....	142205.....	28.....
362W641020.....	142203.....	28.....
3BAB645161.....	142203.....	28.....
3B2B645140.....	142102.....	28.....
3B2B645151.....	142103.....	28.....
3B7645270.....	992112.....	209.....	31.....
3B7645320.....	142215..... 933415.....	992113..... 993143.....	209.....	31.....
3B7645360.....	142215..... 933415.....	992113..... 993143.....	209.....	31.....
3B7645410.....	142217..... 933417.....	992114..... 993144.....	209.....	31.....
3B7645450.....	142219..... 933419.....	992115..... 993145.....	209.....	31.....
3B7645490.....	142221..... 933421.....	209.....	31.....
3C7645140.....	142217..... 933417.....	992114..... 993144.....	209.....	31.....
3C7645360.....	142217..... 933417.....	992114..... 993144.....	209.....	31.....
3C7645360M.....	142215..... 933415.....	992113..... 993143.....	209.....	31.....
3C7645490M.....	142219..... 933419.....	992115..... 993145.....	209.....	31.....
3C7645540M.....	142221..... 933421.....	992116..... 993146.....	209.....	31.....
3C7764510M.....	142217..... 933417.....	992114..... 993144.....	209.....	31.....
3E0641810M.....	992112.....	209.....	31.....
3E0641850M.....	142215..... 933415.....	992113..... 993143.....	209.....	31.....
3E0641890M.....	142217..... 933417.....	992114..... 993144.....	209.....	31.....
3E0641940M.....	142219..... 933419.....	992115..... 993145.....	209.....	31.....
3E0641960M.....	142221..... 933421.....	992116..... 993146.....	209.....	31.....
3E3645260M.....	142409.....	992604..... 993405.....	116.....	29.....
3E3645280M.....	142406.....	992605..... 993406.....	116.....	29.....
3E3645310M.....	142410.....	992606..... 993407.....	116.....	29.....
3E3645360M.....	992408..... 993408.....	116.....	29.....
3N4B645271.....	142213.....	31.....
3N4B645321.....	142215.....	31.....
3N4B645361.....	142217.....	31.....
3N4B645411.....	142219.....	31.....
3N4B645451.....	142221.....	31.....

* Indicates limited quantities.

MICHIGAN WHEEL OEM CROSS REFERENCE

Original Equipment Manufacturer Part & Trade Mark	Standard Hub Propeller	XHS® / XHS II® Hub Propeller						XHS® / XHS II® Hub Kit(s)	Catalog Page #s
	Michigan Match®	Ballistic®	Ballistic® XL	Vortex® XHS	Apollo® Std.	Apollo® Lg. Dia	Apollo® 4-Blade		

NISSAN®, TOHATSU® (Continued)

3N4W645271	142213							209	31
3N4W645321	142215	933415			992113	993143		209	31
3N4W645361	142217	933417			992114	993144		209	31
3N4W645411	142219	933419			992115	993145		209	31
3N4W645451	142221	933421			992116	993146		209	31
3R0645250M	141308				992504			122	28
3R0B645180	141304				992501			122	28
3R0B645210	141307								28
3R0B645230	141305				992503			122	28
3R0B645250	141308								28
3R0B645270	141306				992505			122	28
3R0W645210	141307				992502			122	28
3R0W645230	141305				992503			122	28
3R0W645250	141308				992504			122	28
3R0W645270	141306				992505			122	28
3R0W645480	141304				992501			122	28
3T5B645180	142407								29
3T5B645230	142405								29
3T5B645250	142409								29
3T5B645270	142406								29
3T5B645290	142410								29
3T5B645320	142405				992603			116	29
3T5645230	142405				992603			116	29
3T5645250	142409				992604	993405		116	29
3T5645270	142406				992605	993406		116	29
3T5645290	142410				992606	993407		116	29
3T5645320					992408	993408		116	29
9999RUBA313M	Solas® Rubex®	142213			992112			209	31
9999RUBA315M	Solas® Rubex®	142215			992113	993143		209	31
9999RUBA317M	Solas® Rubex®	142217			992114	993144		209	31
9999RUBA319M	Solas® Rubex®	142219			992115	993145		209	31
9999RUBA321M	Solas® Rubex®	142221			992116	993146		209	31
9999RUBE315M	Solas® Rubex®				992002			207	32
9999RUBE317M	Solas® Rubex®				992003			207	32
9999RUBE319M	Solas® Rubex®				992004			207	32
9999RUBE321M	Solas® Rubex®				992005			207	32
9999RUBH309M	Solas® Rubex®				992601			116	29
9999RUBH310M	Solas® Rubex®				992602			116	29
9999RUBH311M	Solas® Rubex®				992603			116	29
9999RUBH312M	Solas® Rubex®				992604			116	29
9999RUBH313M	Solas® Rubex®				992605			116	29
9999RUBH314M	Solas® Rubex®				992606			116	29
NM889210130		933013						122	28
NM889410120	142409				992604	993405		116	29
NM889410130	142406				992605	993406		116	29
NM889410140	142410				992606	993407		116	29
NM889410150					992408	993408		116	29
NM889510150		933315						112	29
NM889510170		933317						112	29
NM889610150	142215	933415			992113	993143		209	31
NM889610170	142217	933417			992114	993144		209	31
NM889610180	142219	933419			992115	993145		209	31
NM889610200	142221	933421			992116	993146		209	31
PTOFS3R17P						993023		207	32
PTPTZ3R17P						993043		207	32
PTPTZ3L19P						993054		207	32
PTPTZ3R19P						993044		207	32
PTPTZ3L21P						993055		207	32
PTPTZ3R21P						993045		207	32

SUZUKI®

58100-87L00-019					992112			See Note 4	36
58100-87L10-019	061020				992113	993143		See Note 4	36
58100-87L20-019	061024				992114	993144		See Note 4	36
58100-85L30-019	061028				992115	993145		See Note 4	36
58100-87L40-019	061032				992116	993146		See Note 4	36
58100-88L01-019	DF40A/50A/60A/40/50	032046			992601			115	34
58100-88L10-019	DF40A/50A/60A/40/50	032045			992602			115	34
58100-88L21-019	DF40A/50A/60A/40/50	062211			992603			115	34
58100-88L31-019	DF40A/50A/60A/40/50	062212			992604			115	34
58100-88L41-019	DF40A/50A/60A/40/50	062213			992605			115	34
58100-88L51-019	DF40A/50A/60A/40/50	062214			992606			115	34

* Indicates limited quantities.

MICHIGAN WHEEL OEM CROSS REFERENCE

Original Equipment Manufacturer Part & Trade Mark	Standard Hub Propeller	XHS® / XHS II® Hub Propeller						XHS® / XHS II® Hub Kit(s)	Catalog Page #s
	Michigan Match®	Ballistic®	Ballistic® XL	Vortex® XHS	Apollo® Std.	Apollo® Lg. Dia	Apollo® 4-Blade		

SUZUKI® (Continued)

58100-88L61-019	DF40A/50A/60A/40/50	062215								34
58100-88L71-019		062216								34
58100-88L81-019		062217								34
58100-90420-019		061032			992116	993146		See Note 4		36
58100-90J00-019		061024			992114	993144		See Note 4		36
58100-90J01-019		061024			992114	993144		See Note 4		36
58100-90J10-019		061028			992115	993145		See Note 4		36
58100-90J11-019		061028			992115	993145		See Note 4		36
58100-90J20-019		061032			992116	993146		See Note 4		36
58100-90J21-019		061032			992116	993146		See Note 4		36
58100-90J41-019		061020			992113	993143		See Note 4		36
58100-90L50-019		062103								33
58100-93723-019		062103								33
58100-93733-019		062104								33
58100-93743-019		062105								33
58100-93763-019		062103								33
58100-93773-019		062104								33
58100-94J00-019		062103								33
58100-94313-019		062213	993213		992605	993406		115		34
58100-94410					992606	993407		115		34
58100-94411					992606	993407		115		34
58100-94412					992606	993407		115		34
58100-94500-019		061101			992113	993143		210		35
58100-94512-019		061102			992114	993144		210		35
58100-94522-019		061103			992115	993145		210		35
58100-94532-019		061104			992116	993146		210		35
58100-94554		061101			992113	993143		210		35
58100-94561		061103			992115	993145		210		35
58100-94571		061104			992116	993146		210		35
58100-94581		061102			992114	993144		210		35
58100-95212-019		032045			992602			115		34
58100-95222-019		062211			992603			115		34
58100-95353-019		062214			992606	993406		115		34
58100-95363-019		062215	993213		992408	993407		115		34
58100-95373-019					992409	993408		115		34
58100-95382-019			933215					115		34
58100-95393-019		062212			992604	993405		115		34
58100-95500-019		061101			992113	993143		210		35
58100-95511-019		061102			992114	993144		210		35
58100-95521-019		061103			992115	993145		210		35
58100-95530-019		061104			992116	993146		210		35
58100-95D00-019					992506			121		33
58100-95D01-019		062209								33
58100-96370-019					992501			121		33
58100-96371-019		062208								33
58100-96410-019		062204			992502			121		33
58100-96420-019		062205			992503			121		33
58100-96421-019		062205								33
58100-96430-019		062206			992504			121		33
58100-96440-019		062207	933013		992505			121		33
58100-96460-019			933015					121		33
58100-96461-019		062210								33
58100-96470-019		062204			992502			121		33
58100-96471-019		062204			992502			121		33
58100-96480-019		062206			992504			121		33
58100-96481-019		062206			992504			121		33
58100-96490-019		062207	933013		992505			121		33
58100-96491-019		062207	933013		992505			121		33
58100-99E00-019		061105			992112			210		35
58100-99E10-019		061107			992111			210		35
58200-96400		062207	933013		992505			121		33
990C0-00830-17P			933517		992003	993043	993023	993203	204	37
990C0-00830-19P			933519		992004	993044	993024	993204	204	37
990C0-00830-21P			933521		992005	993045	993025	993205	204	37
990C0-00830-23P			933523		992006	993046	993026	993206	204	37
990C0-0083L-17P							993033	993213	204	37
990C0-0083L-19P							993034	993214	204	37
990C0-0083L-21P							993035	993215	204	37
990C0-0083L-23P							993036	993216	204	37
99105-00100-16P		061101			992113	993143		210		35
99105-00100-18P		061102			992114	993144		210		35
99105-00100-20P		061103			992115	993145		210		35
99105-00100-22P		061104			992116	993146		210		35

MICHIGAN WHEEL OEM CROSS REFERENCE

Original Equipment Manufacturer Part & Trade Mark	Standard Hub Propeller	XHS® / XHS II® Hub Propeller						XHS® / XHS II® Hub Kit(s)	Catalog Page #s
	Michigan Match®	Ballistic®	Ballistic® XL	Vortex® XHS	Apollo® Std.	Apollo® Lg. Dia	Apollo® 4-Blade		

YAMAHA® (Continued)

6K1-45972-01-98	Painted Stainless Steel (LH)	937521				993055	993035	993215	203	42,52
6K1-45974-00-00	Painted Stainless Steel (LH)	937519				993054	993034	993214	203	42,52
6K1-45974-01-98	Painted Stainless Steel (LH)	937519				993054	993034	993214	203	42,52
6K1-45974-02-98	Painted Stainless Steel (LH)	937519				993054	993034	993214	203	42,52
6K1-45976-00-98	Painted Stainless Steel (LH)	937523				993056	993036	993216	203	42,52
6K1-45978-01-98	Painted Stainless Steel (LH)	937523				993056	993036	993216	203	42,52
6K1-45978-00-00	Painted Stainless Steel (LH)	937517				993053	993033	993213	203	42,52
6K1-45978-00-98	Painted Stainless Steel (LH)	937517				993053	993033	993213	203	42,52
6K1-45978-01-98	Painted Stainless Steel (LH)	937517				993053	993033	993213	203	42,52
6R4-45970-AO-00	Saltwater Series™	101028	933519		992004	993044	993024	993214	203	42,52
6R4-45972-AO-00	Saltwater Series™	101029	933521		992005	993045	993025	993215	203	42,52
6R4-45974-AO-00	Saltwater Series™		933523		992006	993046	993026	993206	203	42,52
6R4-45976-AO-00	Saltwater Series™		933523		992006	993046	993026	993206	203	42,52
6R4-45978-AO-00	Saltwater Series™	101027			992003	993043	993023	993203	203	42,52
MAR-GYT3B-02-13	Performance 3-Blade		933013						117	40
MAR-GYT3B-03-12	Performance 3-Blade	032043			992604	993405			117	40
MAR-GYT3B-03-13	Performance 3-Blade	032042	993213		992605	993406			117	40
MAR-GYT3B-03-14	Performance 3-Blade	032041			992606	993407			117	40
MAR-GYT3B-03-15	Performance 3-Blade	032040	933215		992408	993408			117	40
MAR-GYT3B-V4-14	Performance 3-Blade		933415					See Note 1		41
MAR-GYT3B-V4-16	Performance 3-Blade	101032	933417		992113	993143		See Note 1		41
MAR-GYT3B-V4-18	Performance 3-Blade	101033	933419		992114	993144		See Note 1		41
MAR-GYT3B-V4-20	Performance 3-Blade	101034	933421		992115	993145		See Note 1		41
MAR-GYT3B-V4-22	Performance 3-Blade	101135			992116	993146		See Note 1		41
MAR-GYT3B-V6-16	Performance 3-Blade		933517		992002	993042			203	42,52
MAR-GYT3B-V6-18	Performance 3-Blade	101027	933519		992003	993043	993023	993203	203	42,52
MAR-GYT3B-V6-20	Performance 3-Blade	101028	933521		992004	993044	993024	993204	203	42,52
MAR-GYT3B-V6-22	Performance 3-Blade	101029	933523		992005	993045	993025	993205	203	42,52
MAR-GYT3B-V6-24	Performance 3-Blade		933525		992006	993046	993026	993206	203	42,52
MAR-GYT3B-XL-23	Performance XL			953524					203	42
MAR-GYT3B-XL-25	Performance XL			953526					203	42
MAR-GYT4B-V6-23	Performance 4-Blade		963523					993206	203	42
MAR-GYT4B-V6-25	Performance 4-Blade		963525						203	42
MAR-GYT4B-V6-26	Performance 4-Blade		963527						203	42
MAR-VMAX3-04-18		101034	933419		992114	993144		See Note 1		41
MAR-VMAX3-04-20		101135	933421		992115	993145		See Note 1		41
MAR-VMAX3-04-22					992116	993146		See Note 1		41
MAR-VMAX3-06-16		101025	933517		992002	993042	993022		203	42,52
MAR-VMAX3-06-18		101027	933519		992003	993043	993023	993203	203	42,52
MAR-VMAX3-06-20		101028	933521		992004	993044	993024	993204	203	42,52
MAR-VMAX3-06-22		101029	933523	963523	992005	993045	993025	993205	203	42,52
MAR-VMAX3-06-24			933525	963525	992006	993046	993026	993206	203	42,52
MAR-VMAX3-06-26				963527					203	42,52
MAR-VMAX3-C6-18			937519			993053	93033	993213	203	42,52
MAR-VMAX3-C6-20			937521			993054	993034	993214	203	42,52
MAR-VMAX3-C6-22			937523			993056	993036	993216	203	42,52

YAMAHA®	
T50, 1996-Present; 15 Tooth Spline	208
Note 1	
60-100 HP (Including 4-Stroke), 1984-Present; 15 Tooth	208
80-140 HP, 1978-1983; 15 Tooth Spline	202
115-130 HP, 1984-Present; 15 Tooth Spline	203

HONDA® OUTBOARDS	
75-90 HP, Thru 1988; 15 Tooth Spline	202
75-90 HP, 1999-Present; 15 Tooth Spline	207
Note 3	
115-130 HP, 1998-Present; 15 Tooth Spline	207
FORCE®	
75-150 HP, 1995-Present; 15 Tooth Spline	202
YAMAHA®	
80-140 HP, 1978-1983; 15 Tooth Spline	202

EVINRUDE®/JOHNSON® OUTBOARDS	
60 HP & 70 HP 4-Stroke, 1998-Present; 13 Tooth Spline	210
Note 5	
All Other V4 Engine Applications; 13 Tooth Spline	206
OMC®/COBRA® STERNDRIVES	
Model 400/Cobra Stern drives; 13 Tooth Spline	206

EVINRUDE®/JOHNSON® OUTBOARDS	
90-140 HP Large Gearcase, 1976-1990; 15 Tooth Spline	201
90-140 HP Large Gearcase, 1991-Present; 15 Tooth Spline	200
150-300 HP, 1976-1990; 15 Tooth Spline	201
Note 2	
150-300 HP, 1991-Present; 15 Tooth Spline	200
200-300 HP G2 Applications ONLY, 2014-Present; 15 Tooth Spline	228
OMC®/COBRA® STERNDRIVES	
Model 800/Cobra/King Cobra, 1978-1990; 15 Tooth Spline	201
Model 800/Cobra/King Cobra, 1991-1994; 15 Tooth Spline	200

SUZUKI®	
DF90/DF115, 2001-Present; 15 Tooth Spline	225
DF140, 2001-Present; 15 Tooth Spline	226
DF70A/DF80A/DF90A, 2009-Present; 15 Tooth Spline	227
Note 4	
JOHNSON®	
90/115 HP (4-Stroke), 2003-Present; 15 Tooth Spline	225
140 HP (4-Stroke), 2003-Present; 15 Tooth Spline	226
YAMAHA®	
50-100 HP (Including 4-Stroke), 1984-Present; 15 Tooth	208
115-130 HP, 1984-Present; 15 Tooth Spline	203



LIMITED WARRANTY

Michigan Wheel warrants to the original consumer purchaser and original motor fitted, that for a period of one year from the date of purchase, the body of the Michigan Match[®], Vortex[®], Apollo[®] or Ballistic[®] propeller will be free of any defect in material or workmanship that results in blade or hub fracture or failure under normal pleasure boat usage. Michigan Wheel also warrants to the original consumer purchaser, under the same parameters of use described above, that the propeller bushing, including XHS[®]/XHS II[®] hub kit components, will be free from any defect in material or workmanship for a period of one year from the date of purchase. Proof of purchase required for all warranty claims.

Some surface discoloration of propellers and hardware is unavoidable, and will not be covered by this warranty. This warranty also does not cover normal wear, accidental damage, modification, improper installation, improper maintenance, or other circumstances that are not the direct result of a defect in the material or workmanship of the propeller.

The sole obligation of Michigan Wheel under this warranty is to repair or replace the propeller, in the sole discretion of Michigan Wheel, and at its expense. In order to make a replacement claim, please contact the Michigan Wheel Customer Service Department, at (616) 452-6941, for a “Return Materials Authorization” number (RMA#), and shipping instructions. The RMA# is to be indicated along with our given address on the label, and the shipping carton should include your return shipping address, your phone number, and a copy of your original purchase receipt. The warranty will not cover any expense of propeller removal, shipping, or reinstallation of the propeller.

The above warranty is Michigan Wheel’s sole warranty for the Michigan Match[®], Vortex[®], Apollo[®] or Ballistic[®] propellers as well as XHS[®]/XHS II[®] hub kits. Michigan Wheel expressly disclaims all other warranties, expressed or implied, including, without limitation, the warranties of merchantability and fitness for a particular purpose and excludes all liability for incidental or consequential damages, loss of use of the propeller, costs, and expenses.

Any actions arising out of this warranty and the sale of this product shall be governed by Michigan law and may only be brought, heard and decided in Kent County Circuit Court, in the State of Michigan, U.S.A., or in the United States District Court for the Western District of Michigan.

Michigan Wheel
1501 Buchanan Avenue S.W.
Grand Rapids, MI 49507
Phone: (616) 452-6941

Need Your Propeller Repaired?

Congratulations, you have chosen a top quality propeller. Should it become damaged during use, you want a qualified trained technician to repair it. Contact the **National Marine Propeller Association (NMPA)** at 954-880-3588 (F: 954-239-2600), or visit them on the web (www.nmpa.net) for a certified propeller repair shop near you.

Warranty claims are to be addressed directly to **Michigan Wheel** per instructions on this warranty statement and not to the **NMPA**.



WORLD HEADQUARTERS
1501 BUCHANAN AVENUE SW
GRAND RAPIDS, MI 49507

PHONE: 1-616-452-6941
FAX: 1-616-247-0227

INFO@MIWHEEL.COM
WWW.MIWHEEL.COM

EUROPE HEADQUARTERS / REPAIR WORKSHOP
NEWTON ABBOT, DEVON TQ12 3BN
UNITED KINGDOM

PHONE: +44 1626 351723
FAX: +44 1626 351724

SALES@MMP-1.COM
WWW.MMP-1.COM



Proud Members: NMDA, NMMA, NAMPS, NMPA, UMMA

© 2018 Michigan Wheel Marine
Printed August 2018
All Rights Reserved.

Part Number 99021219