

## Outdoor Fiber Distribution Closure Portfolio

CommScope offers the industry's most versatile Outdoor Fiber Distribution Closure (OFDC) family. Including three different series, the OFDC family accepts a wide range of distribution and drop cables thus responding to virtually all application requirements. Each series has a common housing that can be configured to handle different connectivity solutions; such as splice-only, pre-connectorized drop cables, and field-installable connectors (FIC)—significantly simplifying training. Modularly built, it allows easy integration of optical components, even at later deployment stages, and easy pass-through cabling. Advanced gel sealing technology ensures fast and easy field handling without a need for special tools. The field friendly design can be installed in pedestal, hand hole, pole or strand mount applications for fast and easy integration into the FTTx network. Strand, Ped and Pole mount bracket accessory kits are also available for easy installation.

### Features

- Compact design
- Separate zones for looped cable storage, splicing, and patching to drop cables
- Hinged cover provides individual access to drop cable connection area
- Housing designed for wrap around drop cable installation, enabling faster deployments
- Entire fiber management section can be removed from closure body
- Modular splice holders compatible with SMOUV splice protectors
- Suitable for housing field-installable optical components
- No special installation tools required
- Under and above-ground installation: pole, strand, wall and pedestal
- IP68 2-meter water head



OFDC A4 Series



OFDC B8G Series



OFDC C12 Series

# Specifications

## Design and configurations

The OFDC portfolio is composed of three different series, covering a wide range of size needs while sharing the same high-value design benefits.

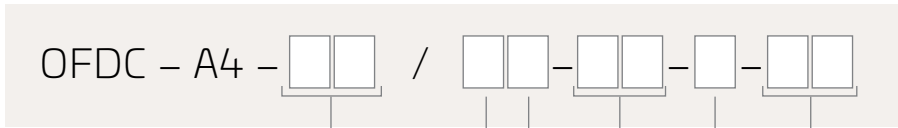
Product description	Size: L x D x H	Weight	Housing color
OFDC A4 Series	211 x 94 x 70 mm 8.3 x 3.7 x 2.75 inch	0.55 kg 1.2 lbs	Black
OFDC B8G Series	324 x 156 x 128 mm 12.7 x 6.1 x 5 inch	1.85 kg 4.1 lbs	Black
OFDC C12 Series	370 x 214 x 118 mm 14.5 x 8.4 x 4.6 inch	2.5 kg 5.5 lbs	Black

## Performance & environmental specifications

CHARACTERISTIC	OFDC FAMILY					
	OFDC A4 SERIES		OFDC B8G SERIES		OFDC C12 SERIES	
<b>Main cables Geometry &amp; Number</b>	# Feeder cables: 2	Round: 4.5-12 mm 0.17-0.47 inch	# Feeder cables: 2	Round: 5-15 mm 0.19-0.59 inch	# Feeder cables: 2	Round: 5.5-17.5 mm 0.21-0.68inch
			# Branch cables: 2	Round: 4-11 mm 0.15-0.43 inch	# Branch cables: 2	Round: 5-13 mm 0.19-0.51 inch
<b>Drop cables Geometry &amp; Number</b>	# Drop cables: 4	Round: 0-6 mm 0-0.23 inch	# Drop cables: 8	Round: 0-5.5 mm 0-0.21 inch	# Drop cables: 12	Round: 0-5.5 mm 0-0.21 inch
		Flat: 8 x 4.5 mm 0.3 x 0.17 inch		Flat: 8 x 4.5 mm 0.3 x 0.17 inch		Flat: 8 x 4.5 mm 0.3 x 0.17 inch
	# Drop cables: 8	Round: 0-4.5 mm 0-0.17 inch	# Drop cables: 16	Round: 0-5.5 mm 0-0.21 inch	# Drop cables: 24	Round: 0-5.5 mm 0-0.21 inch
<b>Splice capacity &amp; use Type: SMOUV 45mm</b>	24 splices For repair up to 48		72 splices For repair up to 96		96 splices For repair up to 96	
<b>Patch capacity</b>	4 SC / 8 LC		8 SC / 16 LC		12 SC / 24 LC	

# Ordering information

## OFDC A4 Series



### Prefix

S1	Adapter panel SC/UPC
L1	Adapter panel LC/UPC
S2	Adapter panel SC/APC
L2	Adapter panel LC/APC
NN	Splice only

### Number of adapters installed

4	4
8	8 (LC only; 4 duplex)
0	None

### Splicing capacity

24	24 fusion splices (45mm)
48	48 fusion splices (45mm)

### Mounting kit

N	No mounting kit
---	-----------------

### Splitter type


NN	No splitter
14	1:4 splitter

### Number of pigtails installed

4	4
8	8 (LC only)
0	None



Product number	Description
OFDC-A4-NN/00-NN-N-24	OFDC-A4 Fiber Optic Splice/Patch Closure, gel sealing, 24 fiber splices, no adapters, no pigtails
OFDC-A4-S2/44-NN-N-24	OFDC-A4 Fiber Optic Splice/Patch Closure, gel sealing, 24 fiber splices, 4 SC/APC adapters and pigtails
OFDC-A4-L2/88-NN-N-24	OFDC-A4 Fiber Optic Splice/Patch Closure, gel sealing, 24 fiber splices, 4 Duplex LC/APC adapters and 8 pigtails
OFDC-A4-NN/00-NN-N-48	OFDC-A4 Fiber Optic Splice/Patch Closure, gel sealing, 48 fiber splices, no adapters, no pigtails



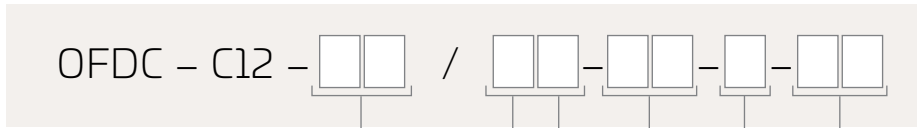
**Number of pigtails installed**



Product number	Description
OFDC-B8G-NN/00-NN-N-72	OFDC B8G Fiber Optic Splice/Patch Closure, gel sealing, 6 pre-installed 12-fiber splice trays, no adapters, no pigtails
OFDC-B8G-S2/88-NN-N-72	OFDC B8G Fiber Optic Splice/Patch Closure, gel sealing, 6 pre-installed 12-fiber splice trays, 8 SC/APC adapters and pigtails
OFDC-B8G-L2/GG-NN-72	OFDC B8G Fiber Optic Splice/Patch Closure, gel sealing, 6 pre-installed 12-fiber splice trays, 8 Duplex LC/APC adapters and 16 pigtails
OFDC-B8G-S2/88-18-N-72	OFDC-B8G Fiber Optic Splice/Patch Closure gel sealing, 6 pre-installed 12-fiber splice trays, 8 SC/APC adapters, 1 pre-installed 1:8 pre-connectorized splitter

# Ordering information

## OFDC C12 Series



### Prefix

S1	Adapter panel SC/UPC
L1	Adapter panel LC/UPC
S2	Adapter panel SC/APC
L2	Adapter panel LC/APC
NN	Splice only

### Number of adapters installed

T	12
V	24 (LC only: 12 duplex)
0	None

### Splicing capacity

96	96 fusion splices (45mm)
----	--------------------------

### Mounting kit

N	No mounting kit
---	-----------------

### Splitter type

NN	No splitter
14	1:4 splitter
18	1:8 splitter
1G	1:16 splitter

### Number of pigtails installed

T	12
V	24 (LC only)
0	None

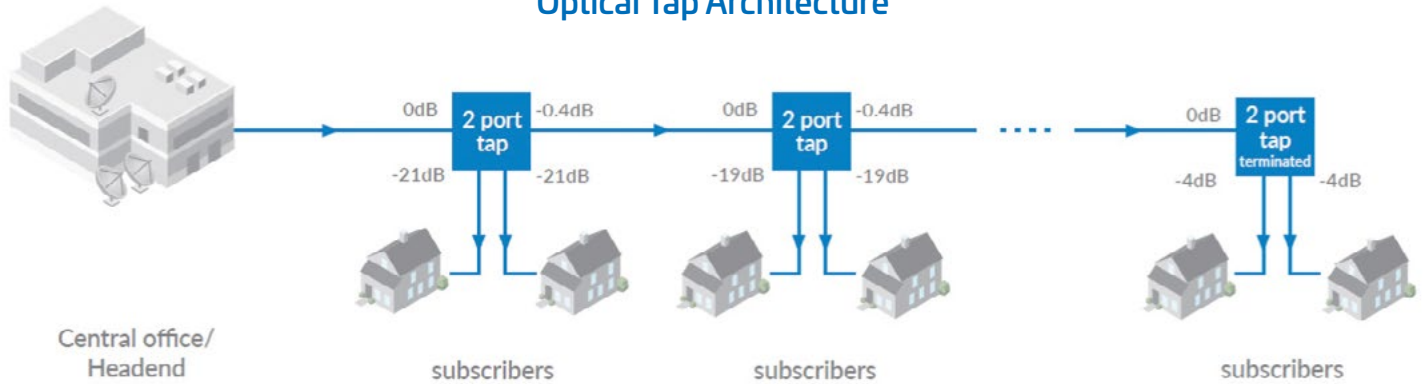


Product number	Description
OFDC-C12-NN/00-NN-N-96	OFDC C12 Fiber Optic Splice/Patch Closure, gel sealing, 2 pre-installed 48-fiber splice trays, 2 empty adapter panels
OFDC-C12-S2/TT-NN-N-96	OFDC C12 Fiber Optic Splice/Patch Closure, gel sealing, two pre-installed 48-fiber splice trays, 12 SC/APC adapters and pigtails
OFDC-C12-L2/VV-NN-N-96	OFDC C12 Fiber Optic Splice/Patch Closure, gel sealing, 2 pre-installed 48-fiber splice trays, 12 LC/APC duplex adapters and 24 pigtails

## OFDC C12 Series with Rural Taps


An alternative to the split centralized topology is a cascaded tap architecture. Fiber optic taps are factory installed and the topology is laid out in a linear, daisy-chain fashion. Optical tap architecture offers a cost-optimized solution for rural or low-density FTTH deployment. When configured with optical taps, the OFDC-C12 provides reduced FTTH deployment costs and improved business case; thus, helping secure project funding for rural or low-density communities. The OFDC Rural Tap Closures come with orange labels identifying dB loss and number of drops.

### Optical Tap Architecture



### Available Options

Tap Value	OFDC-C12 with 2-drop taps	OFDC-C12 with 4-drop taps	OFDC-C12 with 8-drop taps
21 dB	OFDC-C12-S2/20-2T21-N-96	OFDC-C12-S2/40-4T21-N-96	OFDC-C12-S2/80-8T21-N-96
19 dB	OFDC-C12-S2/20-2T19-N-96	OFDC-C12-S2/40-4T19-N-96	OFDC-C12-S2/80-8T19-N-96
17 dB	OFDC-C12-S2/20-2T17-N-96	OFDC-C12-S2/40-4T17-N-96	OFDC-C12-S2/80-8T17-N-96
15 dB	OFDC-C12-S2/20-2T15-N-96	OFDC-C12-S2/40-4T15-N-96	OFDC-C12-S2/80-8T15-N-96
14 dB	OFDC-C12-S2/20-2T14-N-96		OFDC-C12-S2/80-8T14-N-96
13 dB		OFDC-C12-S2/40-4T13-N-96	
12 dB	OFDC-C12-S2/20-2T12-N-96		OFDC-C12-S2/80-8T12-N-96
11 dB		OFDC-C12-S2/40-4T11-N-96	OFDC-C12-S2/80-8T11T-N-96 *Terminating Tap*
10 dB	OFDC-C12-S2/20-2T10-N-96	OFDC-C12-S2/40-4T10-N-96	
9 dB		OFDC-C12-S2/40-4T09-N-96	
8 dB	OFDC-C12-S2/20-2T08-N-96		
7 dB	OFDC-C12-S2/20-2T07-N-96	OFDC-C12-S2/40-4T07T-N-96 *Terminating Tap*	
5 dB	OFDC-C12-S2/20-2T05-N-96		
4 dB	OFDC-C12-S2/20-2T04T-N-96 *Terminating Tap*		



## Accessories

Here are the most common accessories, compatible with all OFDC size variants:

Product number	Description
OFDC-C12-BRKSTRAND	Strand mount bracket, set of two hangers. Valid for all OFDC series sizes.
OFDC-C12-GROUNDKIT	Ground wire for OFDC
OFDC-C12-POLE-BRKT-KIT	OFDC-C12 Pole Mount Bracket Kit. Attaches to pole by strapping or screwing a lug into a wooden pole. <b>**Imperial Hardware**</b>
OFDC-C12-1-PIECE-POLE-BRKT	OFDC-C12 One Piece Pole Mount Bracket Kit. Attaches to pole by screwing a lug into a wooden pole. <b>**Imperial Hardware**</b>
S1515-30X1.5X700-AUTO-N	Gel strip, 1 pc is a roll of 70 cm / 27 inch. MOQ is 4 pc (in a bag). Required for 2 cables per port.
FOSC-ACC-LBT-WRAP-100	Velcro Tape for buffer tube routing
OFDC-C12-POLE-BRKT-METRIC	OFDC-C12 Pole Mount Bracket Kit that attaches to the pole by strapping. <b>**Metric Hardware**</b>
SMOUV-1120-02-PK	SMOUV Heat Shrink Splice Protective Sleeve 45.00 mm (1.77 in), pack of 100 pcs
OFDC-B8G-POLE-MNT-BRKT-KIT	OFDC-B8G Pole Mount Bracket Kit that attaches to the pole by strapping or screwing a lug into a wooden pole. <b>**Metric Hardware**</b>
OFDC-A4-EXT-SG/44	Extension kit: adapter panel, 4 SC/APC adapters, 4 SC/APC pigtails, 4 SMOUV 45mm splice protectors, 8mm dummy rod
OFDC-A4-EXT-SG/22	Extension kit: adapter panel, 2 SC/APC adapters, 2 SC/APC pigtails, 2 SMOUV 45mm splice protectors, 8mm dummy rod
OFDC-A4-EXT-L1/80	Extension kit: adapter panel, 4 LC/UPC adapters

## Additional Resources

### CommScope e-Catalog

Additional product information, installation instructions and videos are available.

### For more information on Solutions for FTTX access

Additional product information is available.