

Trust Publisher Settings on Microsoft Office.

Contents

02 User Effect

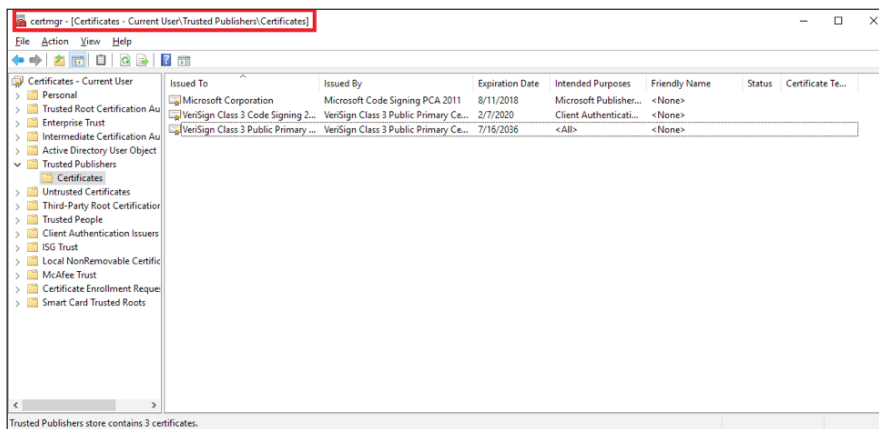
03 Examples of Security warning received on application startup

05 Resolution (Interactive)

06 Resolution (Administrator)

Trust Publisher Settings on Microsoft Office.

Microsoft Office Security Warnings may come up at the startup if Bloomberg is not present in the Trusted Publishers list. Please refer to this document on how to address these warnings.



User Effect:

Default baseline Trust Center Settings:

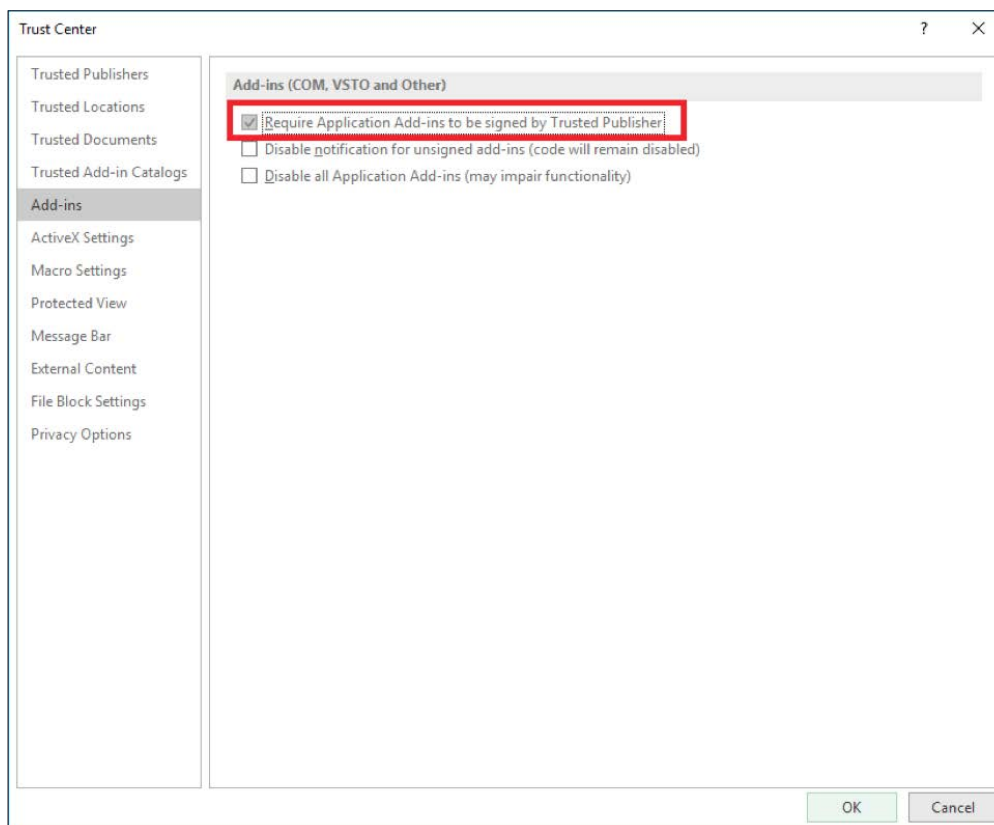
- Excel – No User Impact.
- PowerPoint – No User Impact.
- Word – Security warning will be received on Word startup.

Increased Trust Center Settings configured by User or Firm:

- Excel – Security warning will be received on Excel startup.
- PowerPoint – Security warning will be received on PowerPoint startup.
- Word – Security warning will be received on Word startup.

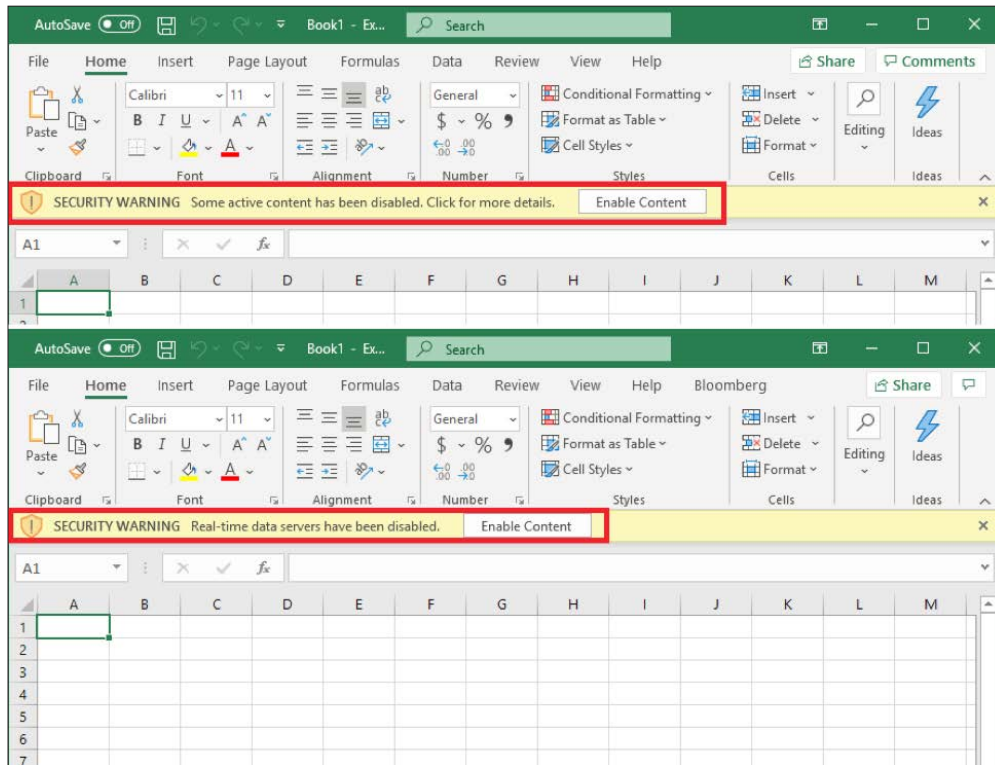
How does a User or Firm opt-in for Increased Trust Center Settings?

In each Office application, go to “File -> Options -> Trust Center -> Trust Center Settings -> Add-ins” and enable the “Require Application Add-ins to be signed by Trusted Publisher”.

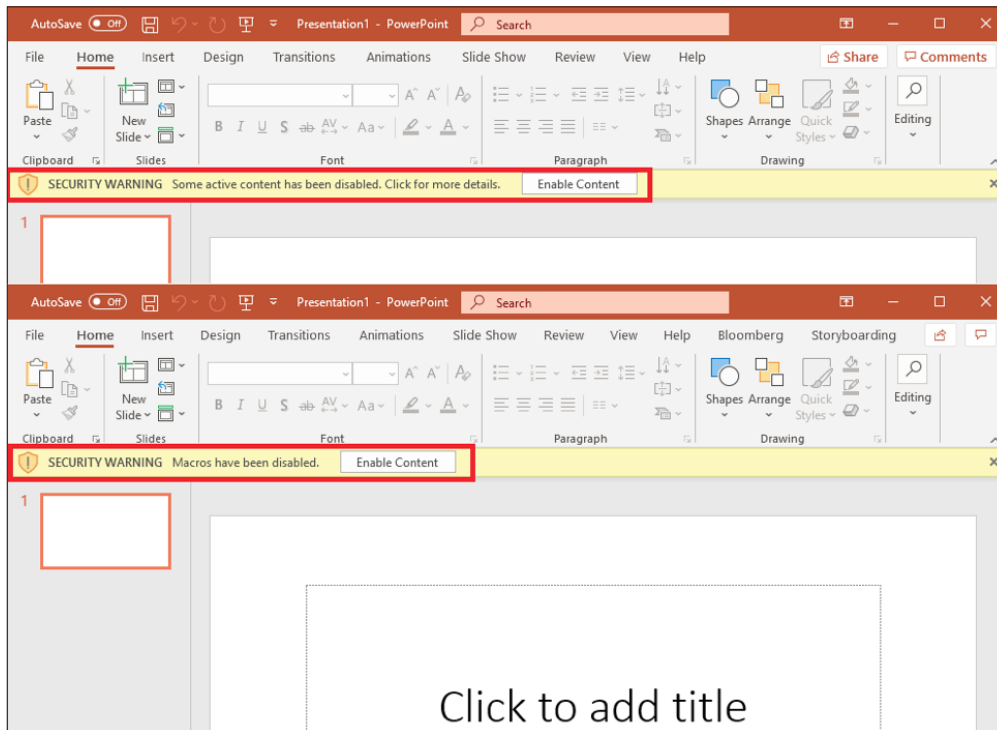


Examples of Security warning received on application startup:

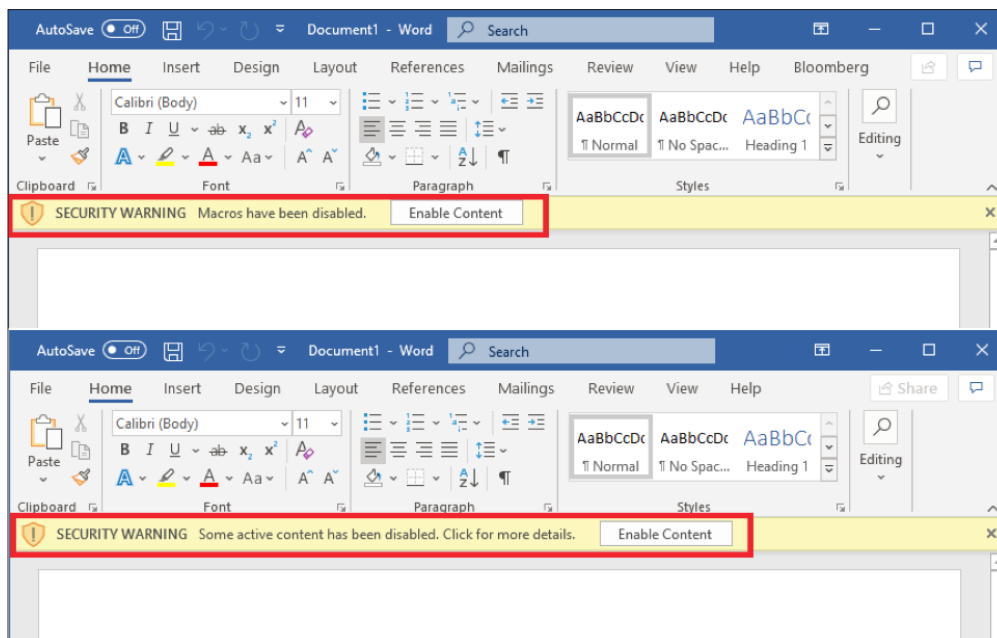
Excel



PowerPoint

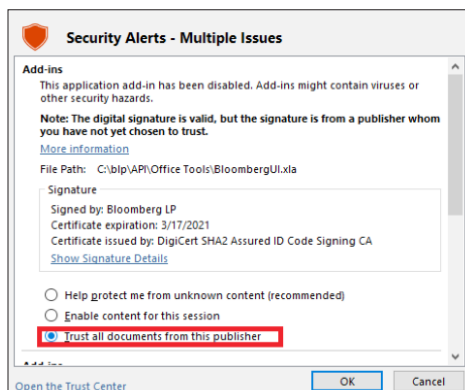
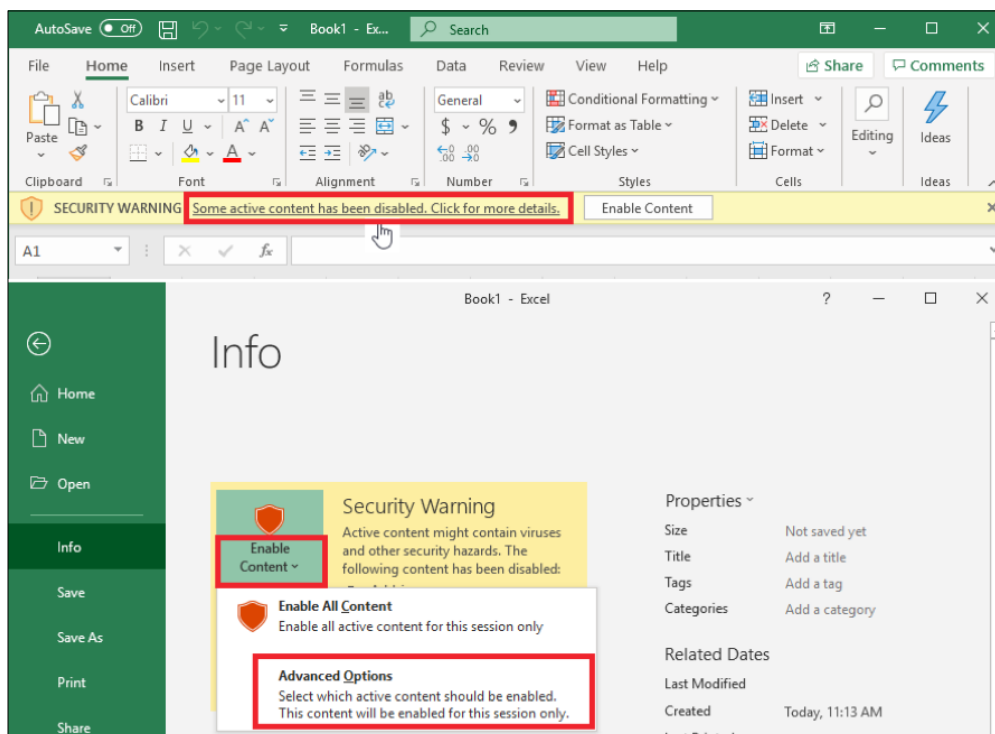


Word



Resolution (Interactive):

- Important: Clicking the 'Enable Content' button will apply for the current session. On application restart, the security warning will re-appear.
- Interactively permanently trust bloomberg:
 1. Hover over the security warning to identify the hyperlink.
 2. Click on hyperlink to launch security warning info dialog.
 3. Click the 'Enable Content' drop down.
 4. Click the 'Advanced Options' menu.
 5. Locate all Bloomberg listed content in scroll window and select "Trust all documents from this publisher" or "Enable all code published by this publisher". Click OK.
 6. Restart Application.



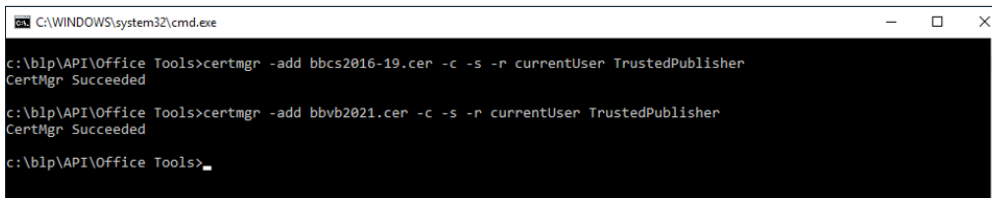
Resolution (Administrator):

Administrator addition by policy can be completed with the Windows certmgr.exe utility.

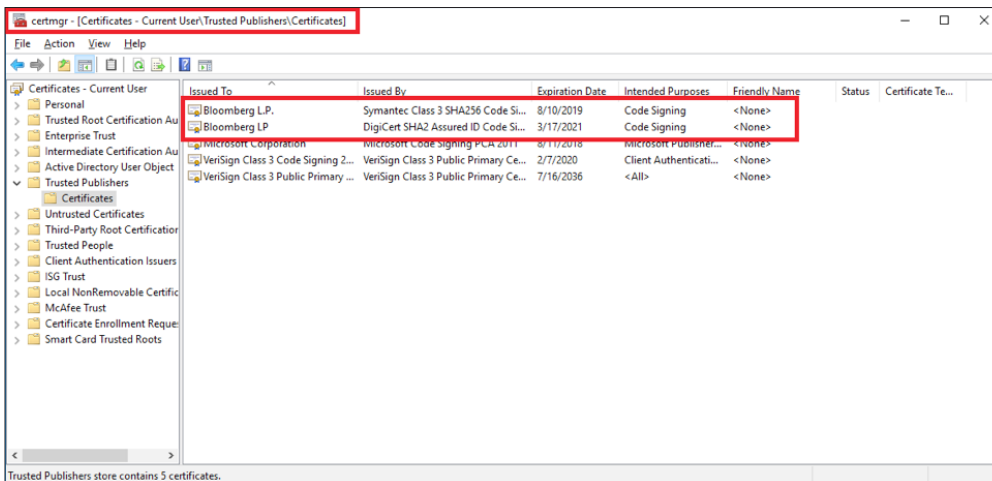
Using the public certificates shipped in the 'Office Tools' folder:

```
certmgr -add bbcs2016-19.cer -c -s -r currentUser TrustedPublisher
```

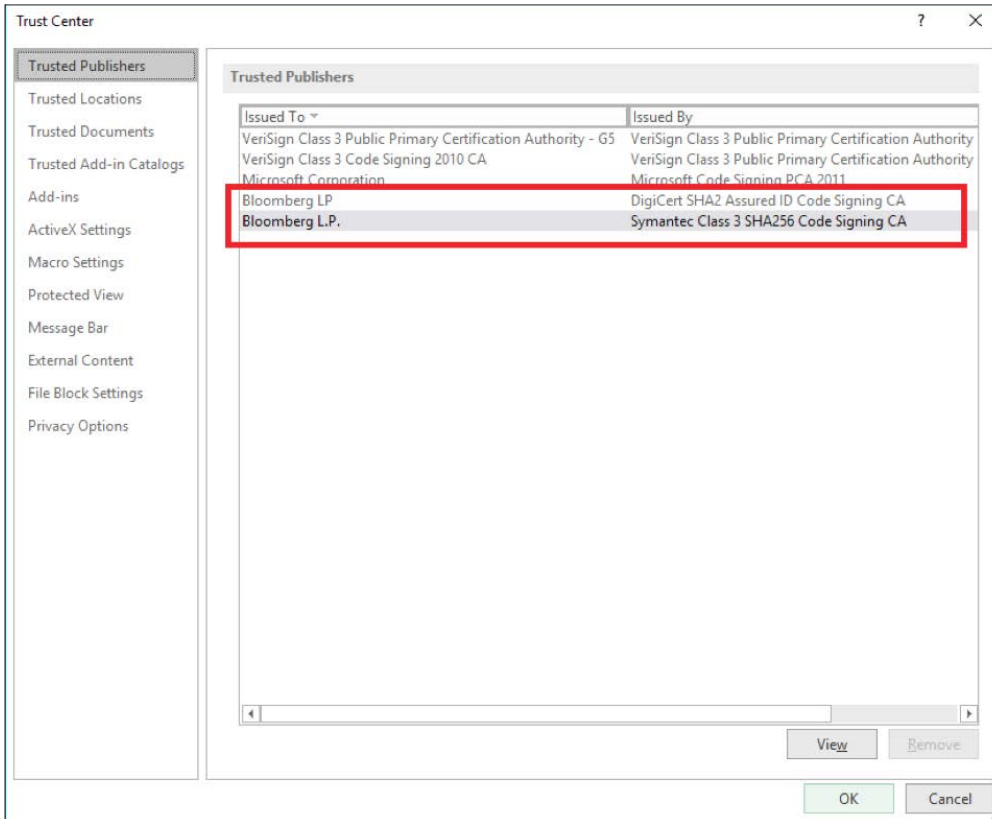
```
certmgr -add bbvb2021.cer -c -s -r currentUser TrustedPublisher
```



Configuration after Resolution



This information is also presented in each Office Application. Go to "File -> Options -> Trust Center -> Trust Center Settings -> Trusted Publishers":



About the Bloomberg Terminal.

Since 1981, business and financial professionals have depended on the Bloomberg Terminal[®] for the real-time data, news and analytics they need to make the decisions that matter. The Terminal provides information on every asset class — from fixed income to equities, foreign exchange to commodities, derivatives to mortgages — all seamlessly integrated with on-demand multimedia content, extensive electronic-trading capabilities and a superior communications network.



Bloomberg

Take the next step.

For additional information,
press the <HELP> key twice
on the Bloomberg Terminal®.

Beijing
+86 10 6649 7500
Dubai
+971 4 364 1000
Frankfurt
+49 69 9204 1210

Hong Kong
+852 2977 6000
London
+44 20 7330 7500
Mumbai
+91 22 6120 3600

New York
+1 212 318 2000
San Francisco
+1 415 912 2960
São Paulo
+55 11 2395 9000

Singapore
+65 6212 1000
Sydney
+61 2 9777 8600
Tokyo
+81 3 3201 8900

[bloomberg.com/professional](https://www.bloomberg.com/professional)

The data included in these materials are for illustrative purposes only. The BLOOMBERG TERMINAL service and Bloomberg data products (the "Services") are owned and distributed by Bloomberg Finance L.P. ("BFLP") except that Bloomberg L.P. and its subsidiaries ("BLP") distribute these products in Argentina, Australia and certain jurisdictions in the Pacific islands, Bermuda, China, India, Japan, Korea and New Zealand. BLP provides BFLP with global marketing and operational support. Certain features, functions, products and services are available only to sophisticated investors and only where permitted. BFLP, BLP and their affiliates do not guarantee the accuracy of prices or other information in the Services. Nothing in the Services shall constitute or be construed as an offering of financial instruments by BFLP, BLP or their affiliates, or as investment advice or recommendations by BFLP, BLP or their affiliates of an investment strategy or whether or not to "buy", "sell" or "hold" an investment. Information available via the Services should not be considered as information sufficient upon which to base an investment decision. The following are trademarks and service marks of BFLP, a Delaware limited partnership, or its subsidiaries: BLOOMBERG, BLOOMBERG ANYWHERE, BLOOMBERG MARKETS, BLOOMBERG NEWS, BLOOMBERG PROFESSIONAL, BLOOMBERG TERMINAL and BLOOMBERG.COM. Absence of any trademark or service mark from this list does not waive Bloomberg's intellectual property rights in that name, mark or logo. All rights reserved. © 2019 Bloomberg 539617 DIG 0819