

# **OVERVIEW OF KEY FEATURES OF E2TALLY-SOFT: IMPORT DATA FROM MS EXCEL TO TALLY**



With our Innovative Software Solutions,  
We Empowers CAs & CXOs  
to Harness:

Power of  
Technology to  
Provide Value  
Addition  
through  
IT-Enabled  
Service  
offerings.

Subject  
Matter  
Expertise and  
Domain  
Knowledge to  
Provide  
Existing and  
Innovative  
Services.

Professional  
Potential to  
Provide Value  
Addition as  
Knowledge  
Workers and  
be more  
Effective and  
Productive.

Revolutionize  
Assurance,  
Compliance  
and Consulting  
Services by  
Providing  
Powerful Tools  
& Techniques  
for Performing  
Data  
Analytics,  
BI and AI.

# **Problem Statements:**

**1. Creating Masters & Data Entry in Tally requires time & expertise.**

**Is there faster and easier way for creating masters and entering transactions in Tally?**

**2. Data exported from Tally to Excel is not properly formatted to facilitate analysis**

**Is it possible to export masters, transactions and reports from Tally in structured format for easy analysis?**





# WHAT IS E2TALLY-SOFT?

**One Stop Solution  
(Add in Software to  
MS Excel)**

**For Importing Data of  
Masters and  
Transactions of  
Accounting, Inventory  
and Cost Centres**

**From MS Excel  
Worksheets  
To Tally  
in a few clicks.**

# E2TALLY-SOFT: KEY QUESTIONS & ANSWERS

## WHY?

- **Supplements Powerful Features of Tally with Simplicity of MS Excel. Import to/from Tally Thousands of Transactions in a few minutes.**

## WHO?

- **Any User of Tally Software**
- **Accounting, Business Owners, Assurance Professionals,...**

## HOW?

- **Select Module/Function from E2Tally-Soft and Import Masters and Vouchers from Excel Worksheet into Tally in a few clicks.**

## WHEN?

- **Import to and from Tally, specific or all related information in a structured format for further and detailed analysis in MS Excel.**

# E2TALLY-SOFT: 7 KEY FEATURES

**1. Automate Import in bulk / Input single entries from Excel to Tally using standard templates.**

**2. Import Masters/Vouchers of Accounting, Inventory & Cost Centre from Excel Worksheets to Tally.**

**3. Export Masters/Vouchers/Reports from Tally to Excel in structured format for Analysis.**

**4. Automate Documentation and logs activities performed for future reference.**

**5. Generate specific Company Info, Statistics & Index Worksheets for documentation.**

**6. Validate Patterns of PAN, TAN, GSTIN & other standard formats.**

**7. Export Trial Balance (as specified) including Consolidating TB of Multiple Companies.**

**HOW TO USE E2TALLY-SOFT?**

**ESSENTIAL  
STEPS**

# HOW TO USE E2TALLY-SOFT? 4 STEPS

1. Open Tally, Select Company & Period for which to import Data.



2. Open MS Excel and Click on Tab of E2Tally-Soft.



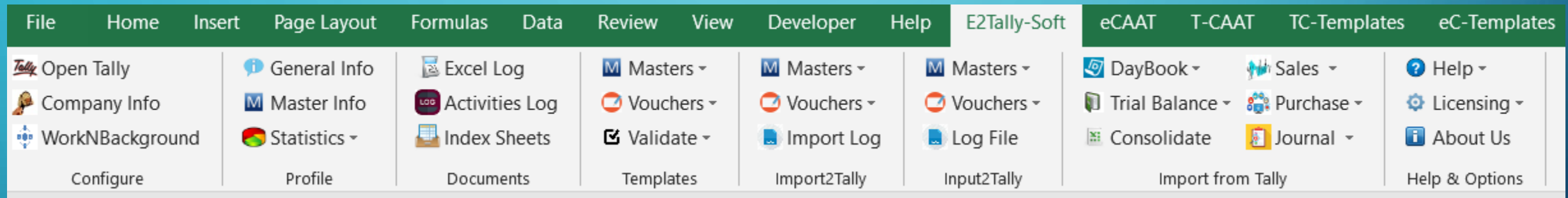
3. Click on specific function and use relevant options.



4. Review the results and analyze as required.



# E2TALLY-SOFT: PANELS & MENUS



**Please read the guidelines provided in templates**

# E2TALLY-SOFT: PANELS, MENUS & FUNCTIONS

## Configure

- Open Tally
- Company Info
- WorkN
- Background

## Profile

- General Info
- Master Info
- Statistics
  - All
  - User

## Documents

- Excel Log
- Activities Log
- Index Sheets

## Templates

- Masters
  - Accounting
  - Inventory
  - Cost Centre
- Vouchers
  - Accounting
  - Inventory
  - Cost Centre
- Validate
  - Patterns
  - GSTIN

## Import2Tally

- Masters
  - Accounting
  - Inventory
  - Cost Centre
- Vouchers
  - Accounting
  - Inventory
  - Cost Centre
- Import Log

## Input2Tally

- Masters
  - Accounting
  - Inventory
  - Cost Centre
- Vouchers
  - Accounting
  - Inventory
  - Cost Centre
- Log File

## Import from Tally

- Daybook
- Trial Balance
- Consolidate
- Sales
- Purchases
- Journal

# CONFIGURE, PROFILE & DOCUMENTS

No.	Panel	Menu	Sub-Menu	Function	Tool Tip/ Brief Description
1	Configure				Displays options to open Tally, create Company Info and to perform some of the key functions in Background.
2	Configure			Open Tally	Opens Tally software for exporting Groups, Ledgers or Vouchers from Tally.
3	Configure			Company Info	Add or edit information about Company to be used for printing.
4	Configure			WorkNBackground	Option to perform functions in background. Toggle from background to active on click.
5	Profile				Displays master info from Tally of company, Accounting, Inventory, Cost Centre, compliances & payroll and ready-made queries for specific master info.
6	Profile			General Info	Displays General & Statutory Such as: Company info, Tally Features enabled, Security Features, System Info & License Info; Statutory, GST and other compliance info.
7	Profile			Master Info	Displays master info from Tally for Accounting, Inventory, Cost Centre, compliances & payroll.
8	Profile	Statistics			Extract voucher, account and user-wise statistics.
9	Profile	Statistics		All	Displays Voucher and account-wise statistics switch as count of vouchers per voucher type, Count of groups, ledgers, etc.
10	Profile	Statistics		User	Display user-wise statistics of user types and count of entries made per user.
11	Documents				Create File Info, Log of Excel files and provides options to rerun tasks performed, refresh and index worksheets.
12	Documents			Excel Log	Displays recently opened file history of MS Excel files and file path with option to open files/file location.
13	Documents			Activities Log	Displays list of functions performed with following details: Function name, Company name and time when function was performed.
14	Documents			Index Sheets	Creates a worksheet with index and statistics of all worksheets in the current workbook.

# TEMPLATES: MASTERS –A, I & C

No.	Panel	Menu	Sub-Menu	Function	Tool Tip/ Brief Description
15	Templates				Displays various types of Templates for Masters and Vouchers for importing it to Tally & functions to Validate patterns of GSTIN, PAN, TAN & standard formats.
16	Templates	Masters			Provides Templates to import master info of Accounting, Inventory and Cost Centres.
17	Templates	Master	Accounting		Provides Templates (with sample data and ready to fill) to import master info of Accounting.
18	Templates	Master	Accounting	Sample Data	Provides Templates (with sample data) to import master info of Accounting.
19	Templates	Master	Accounting	Ready To Fill	Provides Templates (ready to fill) to import master info of Accounting.
20	Templates	Master	Inventories		Provides Templates (with sample data and ready to fill) to import master info of Inventory.
21	Templates	Master	Inventory	Sample Data	Provides Templates (with sample data) to import master info of Inventory.
22	Templates	Master	Inventory	Ready To Fill	Provides Templates (ready to fill) to import master info of Inventory.
23	Templates	Master	Cost Centres		Provides Templates (with sample data and ready to fill) to import master info of Cost Centres.
24	Templates	Master	Cost Centres	Sample Data	Provides Templates (with sample data) to import master info of Cost Centres.
25	Templates	Master	Cost Centres	Ready To Fill	Provides Templates (ready to fill) to import master info of Cost Centres.
26	Templates	Vouchers			Provides Templates (with sample data and ready to fill) to import various types of vouchers of Accounting, Inventory and Cost Centres.
27	Templates	Vouchers	Accounting		Provides Templates (with sample data and ready to fill) to import various types of vouchers of Accounting.
28	Templates	Vouchers	Accounting	Sample Data	Provides Templates (with sample data) to import various types of vouchers of Accounting.
29	Templates	Vouchers	Accounting	Ready To Fill	Provides Templates (ready to fill) to import various types of vouchers of Accounting.
30	Templates	Vouchers	Inventories		Provides Templates (with sample data and ready to fill) to import various types of vouchers of Inventory.
31	Templates	Vouchers	Inventories	Sample Data	Provides Templates (with sample data) to import various types of vouchers of Inventory.
32	Templates	Vouchers	Inventories	Ready To Fill	Provides Templates (ready to fill) to import various types of vouchers of Inventory.
33	Templates	Vouchers	Cost Centres		Provides Templates (with sample data and ready to fill) to import various types of vouchers of Cost Centres.
34	Templates	Vouchers	Cost Centres	Sample Data	Provides Templates (with sample data) to import various types of vouchers of Cost Centres.
35	Templates	Vouchers	Cost Centres	Ready To Fill	Provides Templates (ready to fill) to import various types of vouchers of Cost Centres.

# VALIDATE – PATTERNS & GSTIN

No.	Panel	Menu	Sub-Menu	Function	Tool Tip/ Brief Description
36	Templates	Validate			Validate patterns of standard regulatory numbers such as PAN, TAN and Aadhar.
37	Templates	Validate		Pattern	Finds variances in patterns of standard formats such as PAN, TAN, GSTIN, Aadhar numbers and user specified criteria.
38	Templates	Validate		GSTIN	Displays whether selected single GSTIN or multiple GSTIN as per selected column is valid/invalid and provides specific category of assessee.



# IMPORT2TALLY: MASTERS – A, I & C

No.	Panel	Menu	Sub-Menu	Function	Tool Tip/ Brief Description
39	Import2Tally				Provides options to import masters/vouchers of Accounting, Inventory and Cost Centres.
40	Import2Tally	Masters			Provides options to import masters of Accounting, Inventory and Cost Centres.
41	Import2Tally	Masters	Accounting		Provides options to import masters of Accounting.
42	Import2Tally	Masters	Accounting	All	Provides options to import all masters of Accounting.
43	Import2Tally	Masters	Accounting	Groups	Provides options to import masters of Groups of Accounting.
44	Import2Tally	Masters	Accounting	Voucher Types	Provides options to import masters of Voucher Types of Accounting.
45	Import2Tally	Masters	Accounting	Ledgers	Provides options to import masters of Ledgers of Accounting.
46	Import2Tally	Masters	Inventories		Provides options to import masters of Inventory.
47	Import2Tally	Masters	Inventories	All	Provides options to import all masters of Inventory.
48	Import2Tally	Masters	Inventories	Units	Provides options to import all masters of Units of Inventory.
49	Import2Tally	Masters	Inventories	Godowns	Provides options to import all masters of Godowns of Inventory.
50	Import2Tally	Masters	Inventories	Stock Groups	Provides options to import all masters of Stock Groups of Inventory.
51	Import2Tally	Masters	Inventories	Stock Categories	Provides options to import all masters of Stock Categories of Inventory.
52	Import2Tally	Masters	Inventories	Stock Items	Provides options to import all masters of Stock Items of Inventory.
53	Import2Tally	Masters	Inventories	Currencies	Provides options to import all currencies.
54	Import2Tally	Masters	Cost Centres		Provides options to import masters of Inventory.
55	Import2Tally	Masters	Cost Centres	All	Provides options to import all masters of Cost Centres.
56	Import2Tally	Masters	Cost Centres	Cost Category	Provides options to import all masters of Cost Category.
57	Import2Tally	Masters	Cost Centres	Cost Centre	Provides options to import all masters of Cost Centre.

# IMPORT2TALLY: VOUCHERS – A, I & C

No.	Panel	Menu	Sub-Menu	Function	Tool Tip/ Brief Description
58	Import2Tally	Vouchers			Provides option to import all vouchers of Accounting, Inventory and Cost Centres.
59	Import2Tally	Vouchers	Accounting		Provides option to import all vouchers of Accounting.
60	Import2Tally	Vouchers	Accounting	All Trans.	Provides option to import all vouchers of transactions of Accounting.
61	Import2Tally	Vouchers	Accounting	Combined	Provides option to import all transactions in combined vouchers of Accounting.
62	Import2Tally	Vouchers	Accounting	Sales	Provides option to import sales vouchers of Accounting.
63	Import2Tally	Vouchers	Accounting	Purchase	Provides option to import purchase vouchers of Accounting.
64	Import2Tally	Vouchers	Accounting	Journal	Provides option to import journal vouchers of Accounting.
65	Import2Tally	Vouchers	Accounting	Payment	Provides option to import payment vouchers of Accounting.
66	Import2Tally	Vouchers	Accounting	Receipt	Provides option to import receipt vouchers of Accounting.
67	Import2Tally	Vouchers	Accounting	Credit Note	Provides option to import credit note vouchers of Accounting.
68	Import2Tally	Vouchers	Accounting	Debit Note	Provides option to import debit note vouchers of Accounting.
69	Import2Tally	Vouchers	Accounting	Contra	Provides option to import Contra vouchers of Accounting.
70	Import2Tally	Vouchers	Inventories		Provides option to import all vouchers of Inventory.
71	Import2Tally	Vouchers	Inventories	All Trans.	Provides option to import all vouchers of transactions of Inventory.
72	Import2Tally	Vouchers	Inventories	Sales	Provides option to import sales vouchers of Inventory.
73	Import2Tally	Vouchers	Inventories	Purchase	Provides option to import purchase vouchers of Inventory.
74	Import2Tally	Vouchers	Inventories	Debit Note	Provides option to import debit note vouchers of Inventory.
75	Import2Tally	Vouchers	Inventories	Credit Note	Provides option to import credit note vouchers of Inventory.
76	Import2Tally	Vouchers	Inventories	Delivery Note	Provides option to import delivery note vouchers of Inventory.
77	Import2Tally	Vouchers	Inventories	Receipt Note	Provides option to import receipt note vouchers of Inventory.
78	Import2Tally	Vouchers	Inventories	Stock Journal	Provides option to import receipt note vouchers of Inventory.
79	Import2Tally	Vouchers		Cost Centre	Provides option to import all types of vouchers of Cost Centre.
80	Input2Tally	Vouchers		Import Log	Displays log file of statistics of masters and transactions imported to Tally

# INPUT2TALLY: MASTERS & VOUCHERS

No.	Panel	Menu	Sub-Menu	Function	Tool Tip/ Brief Description
81	Input2Tally				Provides option to directly create masters/vouchers of Accounting, Inventory and Cost Centre by user input.
82	Input2Tally	Masters			Provides option to directly create masters of Accounting.
83	Input2Tally	Masters	Accounting		Provides options to directly create masters of Accounting.
84	Input2Tally	Masters		Groups	Provides option to directly create masters of Groups of Accounting by user input.
85	Input2Tally	Masters		Ledgers	Provides option to directly create masters of Ledgers of Accounting by user input.
86	Input2Tally	Masters		Vouchers Types	Provides option to directly create masters of Voucher Types of Accounting by user input.
87	Input2Tally	Masters	Inventories		Provides options to directly create masters of Inventory.
88	Input2Tally	Masters	Inventories	Units	Provides options to directly create masters of Units of Inventory.
89	Input2Tally	Masters	Inventories	Godowns	Provides options to directly create masters of Godowns of Inventory.
90	Input2Tally	Masters	Inventories	Stock Groups	Provides options to directly create masters of Stock Groups of Inventory.
91	Input2Tally	Masters	Inventories	Stock Categories	Provides options to directly create masters of Stock Categories of Inventory.
92	Input2Tally	Masters	Inventories	Stock Items	Provides options to directly create masters of Stock Items of Inventory.
93	Input2Tally	Masters	Cost Centres		Provides options to import masters of Cost Category and Cost Centres
94	Input2Tally	Masters	Cost Centres	Cost Category	Provides options to directly create masters of Cost Category.
95	Input2Tally	Masters	Cost Centres	Cost Centre	Provides options to directly create masters of Cost Centre.
96	Input2Tally	Vouchers			Provides option to directly create vouchers of Accounting by user input.
97	Input2Tally	Vouchers		Invoice Templates	Provides Templates of Sales Invoice.
98	Input2Tally	Vouchers		Acctg with Inventories	Provides option to directly create vouchers of Accounting and Inventory.
99	Input2Tally	Vouchers		Import Text Files	Provides option to import bank statement into MS Excel format for additional data entry by user.
100	Input2Tally	Vouchers		Log File	Displays log file of statistics of masters and transactions imported to Tally



# INPUT FROM TALLY: DB & TB

No.	Panel	Menu	Sub-Menu	Function	Tool Tip/ Brief Description
101	Import From Tally				Displays transactions of Accounting based on selected criteria, ledger vouchers, cash and bank transactions and master data of Accounting from Tally.
102	Import From Tally	Daybook			Extracts the Daybook, Cash Book, Bank Book, Bank Group Summary and Ledger Vouchers.
103	Import From Tally	Daybook		Transactions	Displays Daybook transactions for all/ specific ledgers as per conditions and/ or month-wise.
104	Import From Tally	Daybook		Ledger Vouchers	Displays voucher transactions for all/ specific ledgers as per conditions and/ or month-wise.
105	Import From Tally	Daybook		Cash Transactions	Displays Cash Book transactions for active/selected period.
106	Import From Tally	Daybook		Bank Transactions	Displays Bank Book transactions for active/selected period.
107	Import From Tally	Daybook		Bank Group Summary	Displays Cash & Bank Summary report.
108	Import From Tally	Trial Balance			Extract various types of reports of Trial Balance based on ledger names/groups with options of transactions, Opening Balances.
109	Import From Tally	Trial Balance		Closing Ledger Balance	Displays ledger-wise closing Trial Balance, with Parent, Primary Group, This Year Balance, Previous Year Balance, etc.
110	Import From Tally	Trial Balance		Ledger Wise	Displays ledger-wise Trial Balance.
111	Import From Tally	Trial Balance		Ledgers With Groups	Displays Trial Balance with a summary of transactions as per Ledgers with related Groups with option to select OB, CB, Transactions, etc.
112	Import From Tally	Trial Balance		Period-wise	Displays group/ ledger wise Trial Balance for the selected period with options for breakup for yearly, half-yearly, quarterly and monthly.
113	Import From Tally			Consolidate	Displays Trial balance for selected companies with ledgers, groups, ledgers & groups (Opening Balances, Transactions, Closing balances) with option to append/consolidate.

# INPUT FROM TALLY: SALES, PURCHASE & JOURNAL

No.	Panel	Menu	Sub-Menu	Function	Tool Tip/ Brief Description
114	Import From Tally	Sales			Extract Sales reports based on vouchers, extract or columnar.
115	Import From Tally	Sales		Vouchers	Displays Sales vouchers in detailed or summary format.
116	Import From Tally	Sales		Extract	Displays extract of Sales vouchers in detailed or summary format.
117	Import From Tally	Sales		Columnar	Displays Sales Register in columnar format with the selected options.
118	Import From Tally	Sales		Inventory	Displays Inveontory Register in columnar format with the selected options.
119	Import From Tally	Purchase			Extract Purchase reports based on vouchers, extract or columnar.
120	Import From Tally	Purchase		Vouchers	Displays Purchase vouchers in detailed or summary format.
121	Import From Tally	Purchase		Extract	Displays extract of Purchase vouchers in detailed or summary format.
122	Import From Tally	Purchase		Columnar	Displays Purchase Register in columnar format with the selected options.
123	Import From Tally	Purchase		Inventory	Displays transactions of purchases of Inventory.
124	Import From Tally	Journal			Extract Journal reports based on vouchers or extract of register.
125	Import From Tally	Journal		Vouchers	Displays Journal vouchers in detailed or summary format.
126	Import From Tally	Journal		Extract	Displays extract of Journal vouchers in detailed or summary format.



**IMPORTING MASTERS AND VOUCHERS FROM  
EXCEL TO TALLY  
(ACCOUNTING, INVENTORY & COST CENTRES)**

**Please read the guidelines provided in templates**

# IMPORT MASTERS AND VOUCHERS - ACCOUNTING FROM EXCEL TO TALLY USING E2TALLY-SOFT IN 7 STEPS?

**1. Open Tally and Select Company and Period for which to Import Data.**

**2. Open MS Excel and Click on Tab of E2Tally-Soft**

**3. Download Template of Sample data of Masters, Review and add Relevant Data in Relevant Worksheets in required format. Eg: Accounting. Use Templates → Masters → Accounting → Sample Data / Ready to Fill**

**4. Import Master data of Groups, Ledgers and Voucher Types or All) and Review Results in Tally using Statistics (DSS). Use Import2Tally→Masters→Accounting → All**

**5. Download Template of Sample data of Vouchers, Review and add Relevant Data in Worksheets in required format. Eg: Accounting. Use Templates → Vouchers → Accounting → Sample Data / Ready to Fill**

**6. Import Vouchers Data (Sales, Purchases, Journal, etc. or All) and Review Results in Tally using Statistics (DSS). Use Import2Tally→ Masters → Accounting → All Trans / Combined or ...**

**7. Review Results of Data Imported in Tally  
(Statistics, Daybook, Trial Balance, Balance Sheet, Profit & Loss Account, etc.)**

## STEP 1: OPEN TALLY, SELECT COMPANY & PERIOD






**1. Open Tally,  
Select Company and  
Period for which to  
import data.**

## STEP 2: OPEN MS EXCEL AND CLICK ON E2TALLY-SOFT



**2. Open MS Excel  
and Click on Tab of  
E2Tally-Soft**

## STEP 3: REVIEW & PREPARE DATA OF MASTERS

-  Masters ▾
-  Vouchers ▾
-  Validate ▾
- Templates

**3. Download Template of Sample data of Masters, Review and add Relevant Data in Relevant Worksheets in required format. Eg: Accounting.**

**Use Templates → Masters → Accounting → Sample Data / Ready to Fill**



# IMPORT2TALLY: MASTERS & VOUCHERS

Accounting

- **Masters**
- **Vouchers**

Inventory

- **Masters**
- **Vouchers**

Cost Centre

- **Masters**
- **Vouchers**

# IMPORT2TALLY: SELECT MASTERS TO IMPORT

## Accounting

- All
- Groups
- Ledgers
- Voucher Types

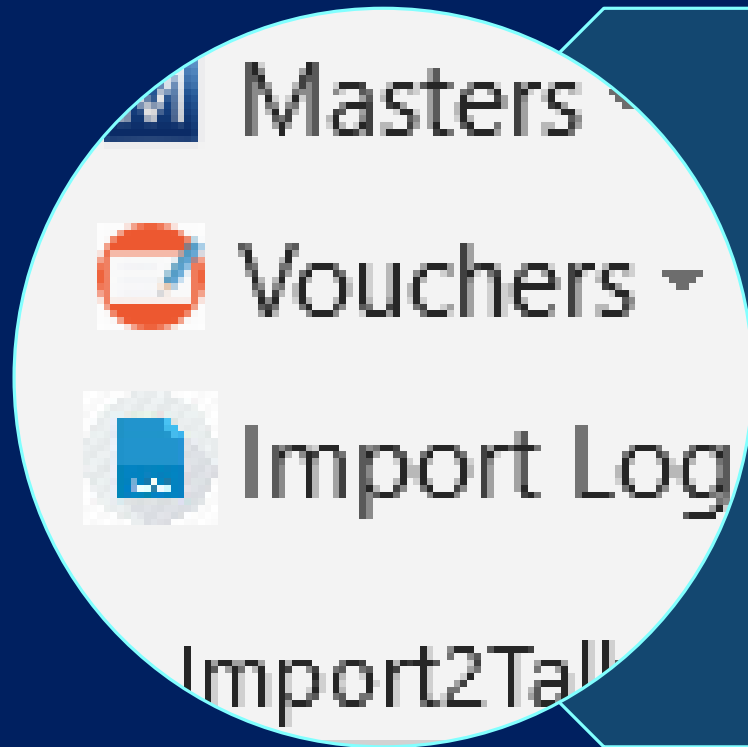
## Inventory

- All
- Units
- Godowns
- Stock:
  - Groups,
  - Items
  - Categories
- Currencies

## Cost Centre

- All
- Cost Category
- Cost Centre

## STEP 4: IMPORT MASTER DATA & CONFIRM



**4. Import Master data of Groups, Ledgers and Voucher Types or All) and Review Results in Tally using Statistics (DSS).**

**Use Import2Tally → Masters → Accounting → All**

## STEP 5: REVIEW & PREPARE DATA OF VOUCHERS

Vouchers  
Validate  
Templates

**5. Download Template of Sample data of Vouchers, Review and add Relevant Data in Worksheets in required format.  
Eg: Accounting.**

**Use Templates → Vouchers → Accounting →  
Sample Data / Ready to Fill**

# IMPORT2TALLY: SELECT VOUCHERS TO IMPORT

## Accounting

- All Trans.
- Combined
- Sales
- Purchase
- Journal
- Payment
- Receipt
- Credit Note
- Debit Note
- Contra

## Inventory

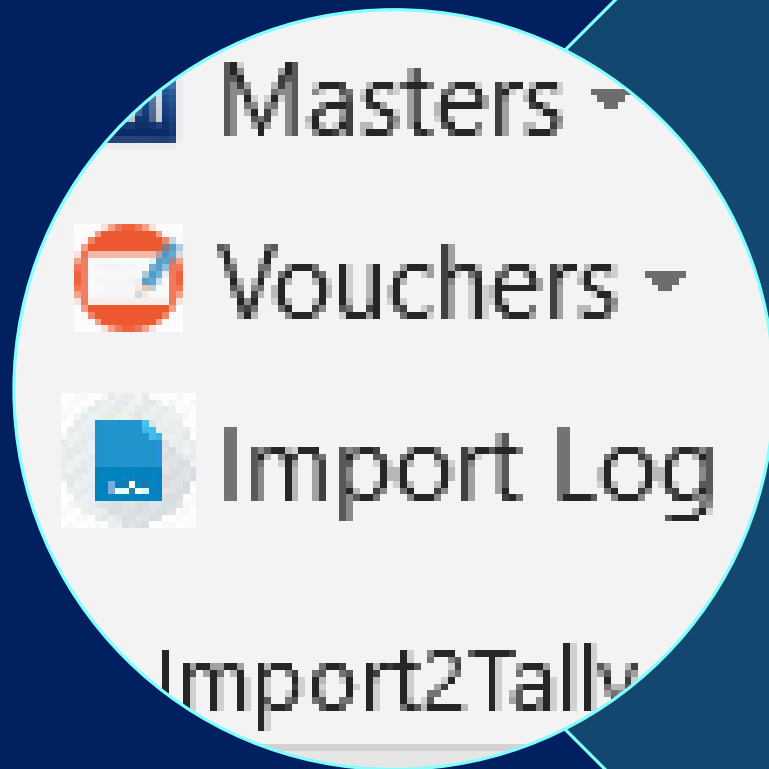
- All Trans.
- Sales
- Purchase
- Debit Note
- Credit Note
- Delivery Note
- Receipt Note
- Stock Journal

## Cost Centre

- All Transactions in one worksheet in required format



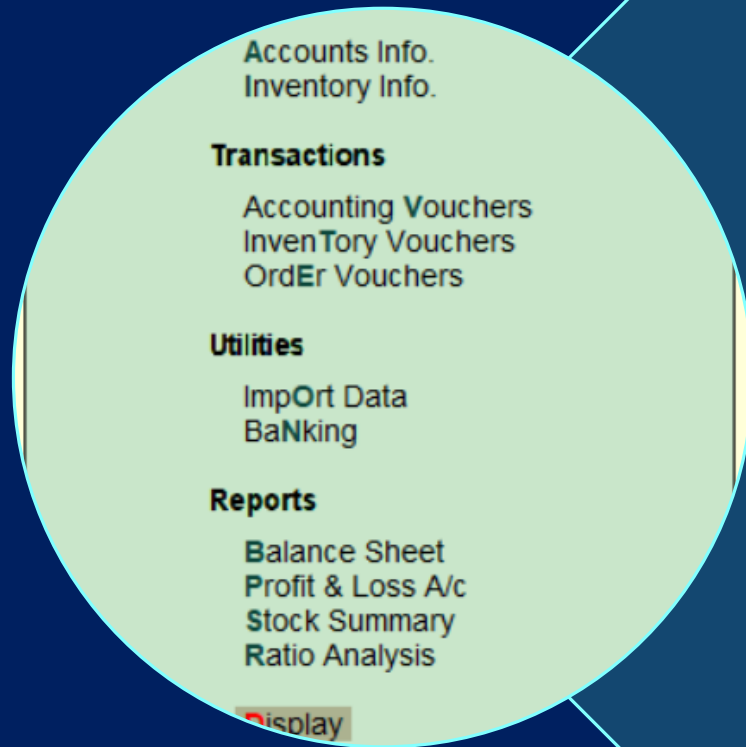
## STEP 6: IMPORT VOUCHERS DATA & CONFIRM



**6. Import Vouchers Data (Sales, Purchases, Journal, etc. or All) and Review Results in Tally using Statistics (DSS).**

**Use Import2Tally → Masters → Accounting  
→ All Trans / Combined or ...**

## 7. REVIEW RESULTS OF DATA IMPORTED IN TALLY



### 7. Review Results of Data Imported in Tally

**i. (Statistics, Daybook, Trial Balance, Balance Sheet, Profit & Loss Account, etc.**

**ii. Check Import Log for masters and vouchers imported and errors (if any)**

# IMPORT MASTERS AND VOUCHERS - INVENTORY FROM EXCEL TO TALLY USING E2TALLY-SOFT IN 7 STEPS?

**1. Open Tally and Select Company and Period for which to Import Data.**

**2. Open MS Excel and Click on Tab of E2Tally-Soft**

**3. Download Template of Sample data of Masters, Review and add Relevant Data in Relevant Worksheets in required format. Eg: Accounting. Use Templates → Masters → Inventory → Sample Data / Ready to Fill**

**4. Import Master data of Accounts and then Master data of Inventory (Units, Godowns, Stock Categories... or All) and Review Results (DSS). Use Import2Tally→Masters→Inventory → All**

**5. Download Template of Sample data of Vouchers, Review and add Relevant Data in Worksheets in required format. Use Templates → Vouchers → Inventory → Sample Data / Ready to Fill**

**6. Import Vouchers Data (Sales, Purchases, Journal, etc. or All) and Review Results in Tally using Statistics (DSS). Use Import2Tally→ Masters → Inventory → All Trans / or as per Voucher Type...**

**7. Review Results of Data Imported in Tally  
(Statistics, Daybook, Trial Balance, Balance Sheet, Profit & Loss Account, etc.)**

# WHAT DOES THIS ALL MEAN TO YOU?



# E2TALLY-SOFT: WHY?

**Automated  
Solution**

**for Importing  
Data to/ from MS  
Excel to Tally**

**In a Few Clicks**

**To Update /  
Perform further  
Analysis**

**Please read the guidelines provided in templates**



# A TOOL IS ONLY A “TOOL” UNLESS .....



DO MORE  
IN LESS TIME  
USING  
E2TALLY-SOFT







**Questions?**  
**rafeq@wincaat.com**  
**sales@wincaat.com**

**Watch demo of specific functions of E2TALLY-SOFT:**  
**[Intro and Demo of Key Features of E2Tally-Soft -1](#)**  
**[Demo of Import2Tally Features of E2Tally-Soft-2](#)**