


**ATRIUM**<sup>®</sup>  
WINDOWS AND DOORS

PREMIUM VINYL  
WINDOWS AND DOORS  
FOR NEW CONSTRUCTION  
AND REPLACEMENT



# A COMMITMENT TO EXCELLENCE SINCE 1948



Brighten every room in your home with precision-crafted windows and doors from Atrium. We control each step of the manufacturing process to ensure that every product we sell is of the highest quality, right down to its smallest component. Our commitment to quality—and to exceptional customer service—allows us to create energy efficient, easy care windows that lower energy costs and lend lasting, classic beauty to any home.



Proudly Made in the USA 

Scan this QR code to  
see our manufacturing  
facility in action.



## THE VINYL ADVANTAGE



Vinyl is the ideal material for engineering high-performance, energy efficient windows and patio doors that are both beautiful and practical. When compared to other materials, vinyl offers outstanding performance in energy and thermal efficiency ratings for windows and patio doors. Vinyl does not conduct heat or cold, and multi-cavity chambers in the window frame create a thermal barrier that blocks heat transfer. Vinyl windows are virtually maintenance-free. They never need painting or refinishing, and they won't rust, warp, decay or blister. Today's vinyl windows and patio doors are by far the material of choice for contractors and homeowners alike.

### **Easy Care Beauty**

The sliding vent on the Series 9000 window lifts out, providing the convenience of easy cleaning from the inside.

### **Ease of Operation**

Engineered with self-aligning tandem rollers with stainless steel axles, even the largest sliding window glides smoothly and effortlessly on a stainless steel track.

### **Energy-Efficient Beauty**


Our thermally fused, welded vinyl frames are engineered to minimize air, water and noise infiltration. Combined with your choice of Low-E glass systems, our vinyl windows will help pay for themselves in lower heating and cooling costs.

### **Quality-Crafted Durability**

Performance-tested vinyl windows feature fusion-welded sashes and frames that deliver exceptional strength for lasting durability.


### **Atrium Assurance**

Every Atrium window is backed by a comprehensive warranty on vinyl, glass and all working parts. See warranty for specific provisions.



## SERIES 9000

### VINYL SLIDER WINDOW



- + **Multi-cavity vinyl lineals** improve thermal performance, help retard heat transfer and enhance sound absorbency
- + **¾" insulated glass** provides energy saving thermal efficiency
- + **3 ¼" frame depth** provides outstanding structural integrity
- + **Beveled exterior frame** provides beauty and elegance
- + **Pre-punched integral nailing-fin** targets proper nail location for quick, easy installation
- + **Frame options** include flush fin and block frame
- + **High-profile nylon fin-seal weather stripping** enhances thermal efficiency
- + **Self-aligning tandem rollers** glide over a stainless steel track for smooth, effortless operation
- + **Dual steel-reinforced interlocking meeting rails** provide superior structural integrity and reinforce security latch
- + **Interlocking sashes** help block the infiltration of wind and water
- + **Self-tightening, die-cast cam-action latch and lock assembly** anchored in steel for exceptional security
- + **Equal size glass** in the fixed-lite and sliding vent panel creates an attractive, symmetrical harmony
- + **Low-E Glass** with insulating Argon Gas
- + **Meets NAFS-08 Rating**

### CUSTOM Options

- + Optional 1 ⅞" triple glaze for superior thermal efficiency
- + Optional acoustical glass packages
- + Decorative grids available in Colonial or Perimeter styles. Available in ⅝" Flat or 1" Sculptured
- + Continuous head and sill to create twin and triple window units
- + EZ Action "Positive Action" Lock
- + Solar Control Low-E
- + Custom sizes available

### COLOR Options

- + **Standard frame colors include White, Almond or Adobe**
- + **Exterior custom color options include Red, Brown, Green, Black and Silver**

#### Sizes: Slider Windows

- + Minimum Width: 24"
- + Maximum Width: 72"
- + Minimum Height: 18"
- + Maximum Height: 72"

#### Sizes: Picture Windows

- + Minimum Width: 12"
- + Maximum Width: 96"
- + Minimum Height: 18"
- + Maximum Height: 60"

#### Minimum Egress:

- + Slider 48"W x 48"H



## SERIES 9000

### VINYL SINGLE HUNG WINDOW

- + **Multi-cavity vinyl lineals** improve thermal performance, help retard heat transfer and enhance sound absorbency
- + **¾" insulated glass** provides energy saving thermal efficiency
- + **3 ¼" frame depth** provides outstanding structural integrity
- + **Beveled exterior frame** provides beauty and elegance
- + **Pre-punched integral nailing-fin** targets proper nail location for quick, easy installation
- + **Frame options** include flush fin and block frame
- + **High-profile nylon fin-seal weather stripping** enhances thermal efficiency
- + **Concealed balance system** ensures a smooth, easy operation of bottom sash
- + **Dual steel-reinforced interlocking meeting rails** provide superior structural integrity and reinforce security latch
- + **Interlocking sashes** help block the infiltration of wind and water
- + **Self-tightening, die-cast cam-action latch and lock assembly** anchored in steel for exceptional security
- + **Equal size glass in the fixed-lite and sliding vent panel** creates an attractive, symmetrical harmony
- + **Low-E Glass** with insulating Argon Gas
- + **Meets NAFS-08 Rating**



### CUSTOM Options

- + Optional 1 ½" triple glaze for superior thermal efficiency
- + Optional acoustical glass packages
- + Decorative grids available in Colonial or Perimeter styles. Available in ⅝" Flat or 1" Sculptured
- + Continuous head and sill to create combination window units
- + EZ Action "Positive Action" Lock
- + Solar Control Low-E
- + Custom sizes available

### COLOR Options

- + Standard frame colors include White, Almond or Adobe
- + Exterior custom color options include Red, Brown, Green, Black and Silver

#### Sizes: Single Hung Windows

- + Minimum Width: 15"
- + Maximum Width: 48"
- + Minimum Height: 24"
- + Maximum Height: 84"

#### Minimum Egress:

- + Single Hung 36"W x 60"H







## SERIES 9000

### VINYL CASEMENT/AWNING WINDOW



- + **Multi-cavity vinyl lineals** improve thermal performance, help retard heat transfer and enhance sound absorbency
- + **3/4" insulated glass** provides energy saving thermal efficiency
- + **Fusion-welded frame and sash** minimize air and water infiltration and enhance overall durability
- + **3 1/4" frame depth** provides outstanding structural integrity
- + **Pre-punched integral nailing-fin** targets proper nail location for quick, easy installation
- + **Double weather stripping** enhances thermal efficiency
- + **Easy-to-operate casement window** opens a full 90 degrees for maximum ventilation and comfort
- + **Concealed hinge and operating hardware** ensure a smooth, sleek appearance
- + **Roto-gear operator** provides a smooth, easy open and close action
- + **Intersecting T-bar construction** provides exceptional structural integrity for combination units
- + **Multi-point locking hardware** provides comforting security and a weather-tight seal between the frame and operating sash
- + **Beveled exterior frame** adds a stylish accent
- + **Low-E Glass** with Insulating Argon Gas
- + **Meets NAFS-08 Rating**

### CUSTOM Options

- + Decorative aluminum grids available in Colonial or Perimeter styles. Available in 5/8" Flat or 1" Sculptured
- + Continuous head and sill to create twin and triple window units
- + Solar Control Low-E
- + Accessory flush fin
- + Custom sizes available

### COLOR Options

- + **Standard frame colors include White, Almond or Adobe**
- + **Exterior custom color options include Red, Brown, Green, Black and Silver**

#### Sizes: Casement Windows

- + Minimum Width: 15"
- + Maximum Width: 36"
- + Minimum Height: 18"
- + Maximum Height: 72"

#### Sizes: Awning Windows

- + Minimum Width: 18"
- + Maximum Width: 60"
- + Minimum Height: 15"
- + Maximum Height: 36"

#### Minimum Egress:

- + Casement 30"W x 48"H



## SERIES 6000

### VINYL SLIDER WINDOW

- + **3/4" insulated glass** provides energy-saving thermal efficiency
- + **Warm-edge insulated glass technology** reduces condensation up to 80%
- + **Precision-mitered, fusion-welded corners** provide superior strength and weather resistance
- + **2 7/8" frame depth** provides a strong, heavy-duty construction
- + **Double aluminum-reinforced interlocks** provide a weather-tight seal and added security
- + **Double weather stripping at interlock** prevents air and water infiltration
- + **Sliding sash lifts out** for safe, easy cleaning from the inside
- + **Multi-chambered frame assembly** improves thermal performance and helps enhance sound absorbency
- + **Tandem wheel and axle assemblies** assure smooth, easy operation and even reveals
- + **High glass-to-frame ratio** provides maximum viewing area
- + **Sweep lock** provides a weather-tight seal and added security
- + **Integral finger-pulls** make it easy to open and close window
- + **1 3/8" nailing-fin setback**



### CUSTOM Options

- + Low-E Glass for additional efficiency
- + Limited lifetime warranty
- + EZ Action "Positive Action" Lock

### COLOR Options

- + White, Adobe, Almond

#### Sizes: Slider Windows

- + Minimum Width: 24"
- + Maximum Width: 72"
- + Minimum Height: 18"
- + Maximum Height: 60"

#### Sizes: Picture Windows

- + Minimum Width: 12"
- + Maximum Width: 96"
- + Minimum Height: 18"
- + Maximum Height: 60"

#### Minimum Egress:

- + Slider 48"W x 48"H



## SERIES 6000

### VINYL SINGLE HUNG WINDOW



- + **3/4" insulated glass** provides energy saving thermal efficiency
- + **Warm-edge insulated glass technology** reduces condensation up to 80%
- + **Precision-mitered, fusion-welded corners** provide superior strength and weather resistance
- + **2 7/8" frame depth** provides a strong, heavy-duty construction
- + **Double aluminum-reinforced meeting rails** provide superior strength and rigidity
- + **Double silicon-treated fin-seal weather stripping** blocks moisture, resists rot and seals out weather
- + **Multi-chambered frame assembly** improves thermal performance and helps enhance sound absorbency
- + **Removable sash** makes it easy to clean the window from the inside
- + **Sweep lock** provides a weather-tight seal and added security
- + **High glass-to-frame ratio** provides maximum viewing area
- + **Integral finger-pulls** make it easy to open and close window
- + **1 3/8" nail fin setback**

### CUSTOM Options

- + Low-E Glass for additional efficiency
- + Limited lifetime warranty
- + EZ Action "Positive Action" Lock

### COLOR Options

- + White, Adobe, Almond

#### Sizes Available

- + Minimum Width: 15"
- + Maximum Width: 48"
- + Minimum Height: 30"
- + Maximum Height: 72"

#### Minimum Egress:

- + Single Hung 36"W x 60"H





## SERIES 411


### VINYL SLIDING PATIO DOOR

- + **Double Pane Insulated Glass** for improved thermal performance
- + **Fin removal option** to meet a variety of patio door installation needs
- + **Precision-Mitered Frames** with fusion welded corners provide the best possible resistance to air and water infiltration and enhance structural integrity
- + **Dual Weep & Drainage System** carries water away from the door while controlling air and dust penetration
- + **Multi-Chamber Vinyl Profiles** enhance structural strength, sound absorbency and improve year-round thermal performance
- + **PG 25 Rating (OXXO)**
- + **Metal Reinforced Interlocks and Lock Stile** with full length pile weather strip provide superior structural strength, peace-of-mind and reduction of air and water infiltration
- + **Self-Tracking Adjustable Tandem Rollers** with solid aluminum track offer smooth, effortless operation
- + **Half Fiberglass Screen** is standard
- + **Equal Sightlines** for enhanced viewing and aesthetics
- + **Careful Design and Meticulous Heavy-Duty Construction** make this door an excellent choice for a wide variety of residential and light commercial applications



#### CUSTOM Options

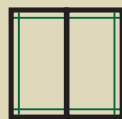
- + Decorative aluminum grids available in Colonial, Prairie or Perimeter styles. Available in 5/8" Flat or 1" Contoured
- + Low-E Glass and insulating Argon Gas
- + Multi-point lock
- + Bronze and Grey glass tint
- + Heavy duty half screen
- + Multiple Patio Door sizes and configurations available



Colonial



Prairie  
(8 Point)



3 Leg Prairie/  
Perimeter  
(4 Point)

#### COLOR Options

- + **Standard frame colors include White, Almond or Adobe**
- + **Exterior custom color options include Red, Brown, Green, Black and Silver**



## SERIES 1000

### VINYL TILT-TURN WINDOW



- + **Dual steel-reinforced frame and sash** panels provide maximum strength and rigidity
- + **High-performance weather stripping** provides superior resistance to wind and water infiltration and maintains flexibility at sub-zero temperatures
- + **1" insulated glass** provides energy saving thermal efficiency. Accepts up to 1 3/8" triple glazing for maximum thermal performance
- + **Warm-edge insulated glass** enhances thermal performance and helps reduce condensation
- + **Multi-cavity vinyl chambers** help improve thermal performance and structural integrity
- + **Pre-punched integral nailing-fin** targets proper nail location for quick, easy installation
- + **Precision-mitered, fusion-welded corners** provide superior strength and weather resistance
- + **Extra heavy-duty 1/8" thick vinyl walls in frame and sash** provide superior strength, rigidity and thermal performance
- + **Commercial grade structural integrity** qualifies this window for use in a wide variety of applications, including: schools, institutions, mid-rise commercial buildings, premium residential homes
- + **Interior compression glazing** allows glass replacement from the inside without special tools or skills
- + **Easy care vinyl** with integral color throughout for a durable, lasting beauty
- + **Optional Grids:** 5/8" Flat or 1" Sculptured Grid  
**Grid Colors:** White  
**Grid Patterns:** Colonial, Perimeter, Top Down

### COLOR Options

- + Standard frame color is White
- + Exterior custom color options include Red, Brown, Green, Black and Silver



# SILENT GUARD™ SERIES 7000

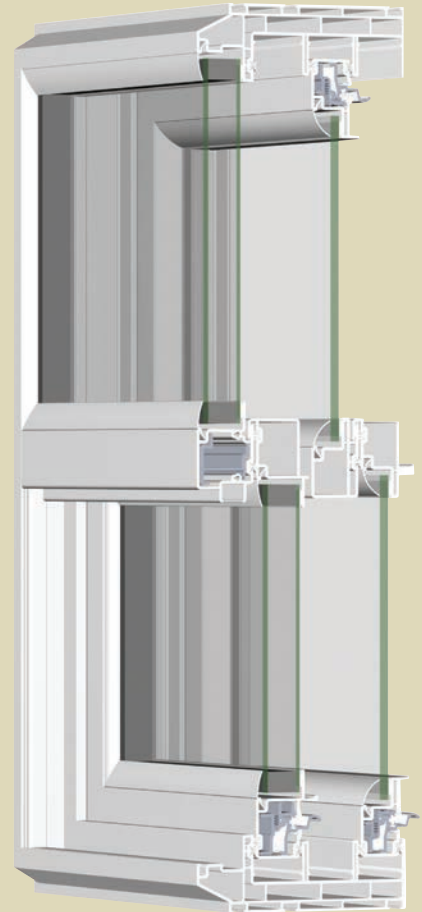
## VINYL WINDOW

**Companion horizontal slider and picture windows are also available.**

- + **Unique beveled frame design** gives a more streamlined and crafted appearance rather than the “boxy” look of alternative sound control products
- + **Maximum sound reduction** designed and engineered with the placement and thickness of the glass optimized to provide maximum sound reduction
- + **Secondary glazing:** inner panel accepts up to 1/4" laminated glass for use where highest noise levels are encountered
- + **Dual weep/drainage system** weeps water away from the window while reducing air and dust penetration
- + **Self-latching lock** provides comforting security and keeps sash units tight and secure to seal out weather
- + **The integral lift rails** allow easy opening and closing of the window
- + **Full-length interlocking meeting rails** reduce air and water infiltration and add structural integrity to both inner and outer sash systems
- + **Extra-thick vinyl walls** in main frame and sash add strength and stability

### COLOR Options

- + Standard frame color is White



# CUSTOM Options

## + ENERGY EFFICIENT GLASS OPTIONS:\*



### Low-E Glass + Argon Gas

Argon gas works like an insulating blanket between two panes of glass to further improve thermal efficiency and decrease outside sound levels.



### Solar Control Low-E Glass + Argon Gas

Solar Control Glass reduces solar heat gain and offers high levels of natural light to provide a comfortable and pleasant environment inside the home.

## + SCREEN OPTIONS:

Heavy Duty Half Screen is optional

## + GLASS TINT OPTIONS:\*

Bronze Grey



## + STANDARD FRAME COLORS:\*

White Almond Adobe



## + EXTERIOR FRAME COLORS:\*

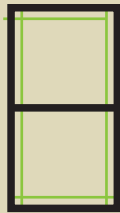
Green Black Brown Cranberry Red Silver



## + GRID PATTERNS:



Colonial



3 Leg Prairie/  
Perimeter  
(4 Point)

## + GRID STYLES:\*



5/8" flat



1" contoured

## + GRID COLOR:

Color Matched

## + LOCK OPTION:

Multi-point lock is optional

Note: Manufacturer reserves the right to substitute components as necessary for continued product improvement.

\* Printing process may affect color shown. Please refer to actual door sample when selecting colors.

Only use mild, water based household cleaner on painted product and rinse immediately with water. See full cleaning instructions for details.

Screens are not meant to restrain a child from falling through an open window or door.

Energy Star is a registered trademark of the U.S. Department of Energy.

DISTRIBUTED BY:



3400 Tacoma Street + Union Gap, WA 98903



[atrium.com](http://atrium.com)

