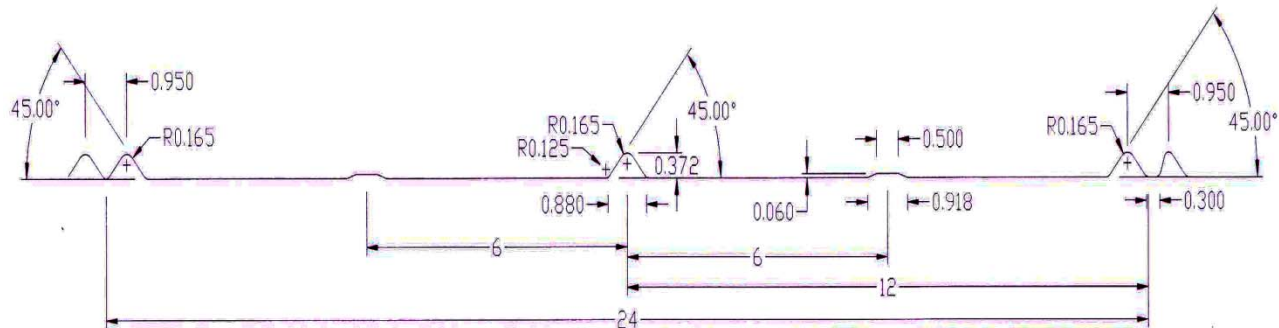




4906 St. Stephens Rd.  
 Eight Mile, AL 36613  
 251-456-2254  
 251-457-2254(F)

5780 Hwy 90 W  
 Theodore, AL 36590  
 251-653-1550  
 251-653-1514(F)



### **5-V Panel Installation Specifications**

**ROOF APPLICATION:** Roof slope must be a minimum of a 2/12 pitch to use this product. For slopes lower than a 3/12 pitch, lap sealant is suggested on the side laps of the panel. Substrate needs to be a minimum of 15/32" plywood that is APA rated. The use of 30# felt is needed to provide adequate thermal and moisture barrier protection. Batten strips can also be used to attach this product. Should the building parameters differ from the parameters stated in the fastening schedule, then the fastening calculations must be computed by an engineer to meet the specific wind requirements. If you are unsure of your roofing requirements please contact one of our sales staff to better assist you with your needs.

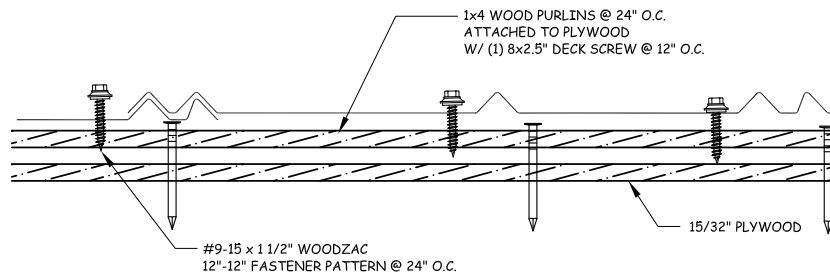
- Start at the gable or rake opposite of the prevailing wind. The leading edge should be the uneven rib.
- **Side lap procedure-** Pay careful attention that the uneven rib is over lapped by the even rib.
- **End lap procedure-**When long panels are required. Dixie Supply recommends the customer to consider lapping the panels a minimum of 16" to insure proper drainage. Two strips of butyl sealant tape should be used at the end lap and fastened on the uphill side of the strips of butyl sealant tape.
- **Eave detail procedure-** Dixie Supply recommends the use of an eave flashing with butyl sealant tape above and below the closure strip (inside) which will go between the underside of the roofing panel and on the top side of the flashing to avoid water infiltration.
- **Ridge detail procedure-** The appropriate ridge cap is placed on top of the solid closure strips (outside) with butyl sealant tape above and below the closure fastened through each rib at 12" on center. A longer screw (2"-2.5") is recommended to be used to fasten the ridge. Each section of ridge cap needs to be overlapped a minimum of 12 inches.
- **Fasteners-**Metal to Wood application- 5-V panels should be fastened by a minimum #9 x 1.5" WoodZac. Metal to Metal application- 5-V panels should be fastened by a minimum #12 x 1" Tek screw
- **Siding Applications-**5-V panels used as siding are side lapped the same as in the roofing application. It is best to start a siding sheet at a large opening (i.e. sliding door, window, door etc.) so that the panels are square. Butyl sealant tape is not required for side lap application. However, butyl sealant tape is recommended where any closures are required.
- **Trimming and cutting steel panels-** Whether cutting with the profile (length-wise) or across the profile (width-wise), it is best to use a steel cutting blade or an abrasive, self consuming (carbide) blade with an electric saw, hand tin-snips or a nibbler. It is very important to cut panels one at a time with the finished side or panel facing down on wood blocks. Care should be taken to ensure that the hot metal particles and filings from the cutting do not become embedded in the panel.
- **Note-** Filings from screw cuttings must be cleaned off the panels after screws have been applied through the panel to avoid rust marks or "bleeding" on the panels. Store only in a dry place. Stack flat on blocks or racks to protect bottom panels. Failure to comply with the above procedures relieves Dixie Supply responsibility of damage to or deterioration of the finish and voids any paint or finish warranty.

May be through fastened roof panel over 1x4 wood purlins (optional) over one layer of asphalt shingles (optional) fastened thru to min. 15/32" APA Plywood decking substrate. Roof panel may be fastened to APA plywood decking without the options listed above. Non-Structural application. Non-HVHZ application.

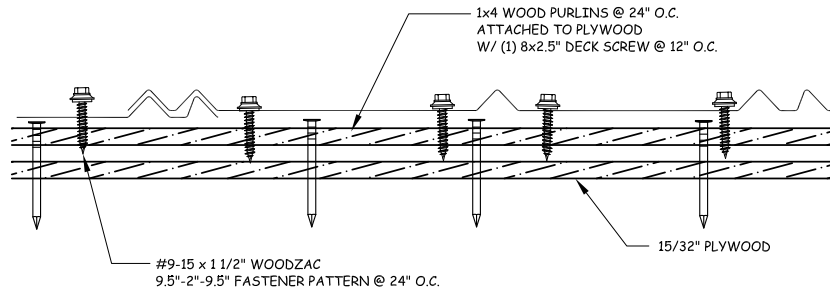


4906 St. Stephens Rd.  
Eight Mile, AL 36613  
251-456-2254  
251-457-2254 (F)

5780 Hwy 90 W  
Theodore, AL 36590  
251-653-1550  
251-653-1514 (F)



### TYPE 1 FASTENER PATTERN W/PURLINS

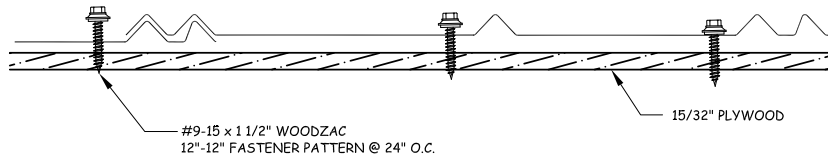


### TYPE 2 FASTENER PATTERN W/PURLINS

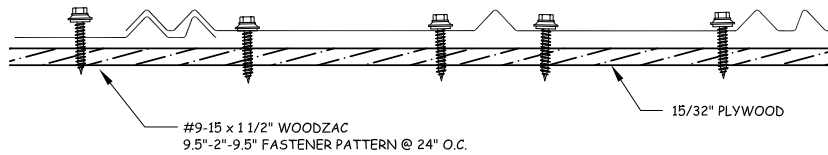


4906 St. Stephens Rd.  
Eight Mile, AL 36613  
251-456-2254  
251-457-2254 (F)

5780 Hwy 90 W  
Theodore, AL 36590  
251-653-1550  
251-653-1514 (F)



### TYPE 1 FASTENER PATTERN

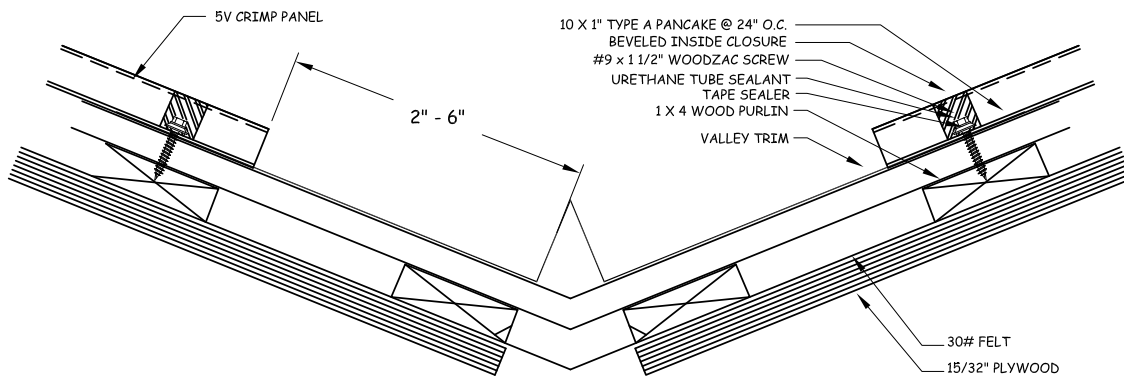
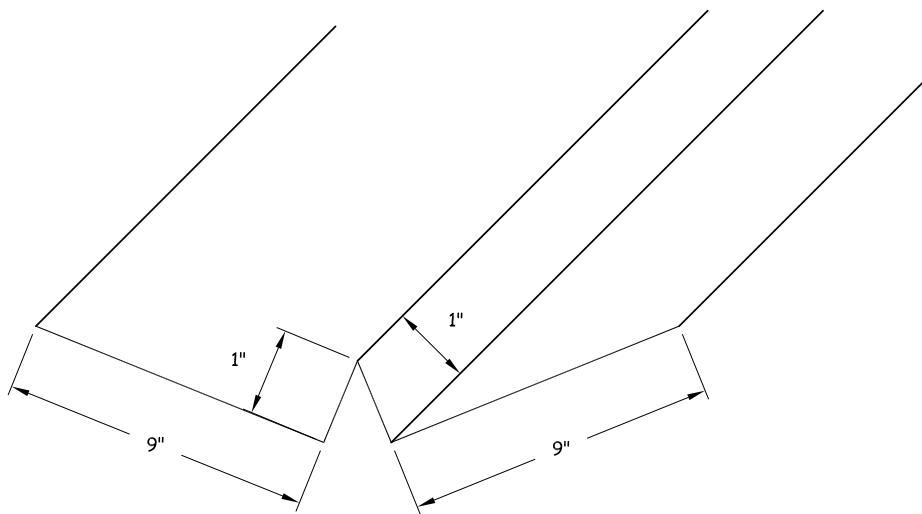


### TYPE 2 FASTENER PATTERN



4906 St. Stephens Rd.  
 Eight Mile, AL 36613  
 251-456-2254  
 251-457-2254 (F)

5780 Hwy 90 W  
 Theodore, AL 36590  
 251-653-1550  
 251-653-1514 (F)

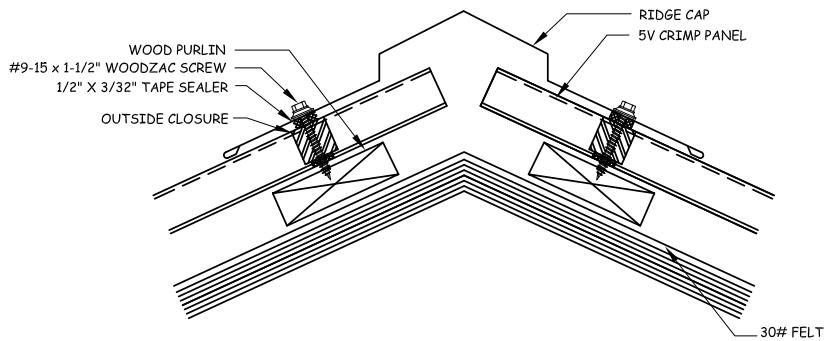
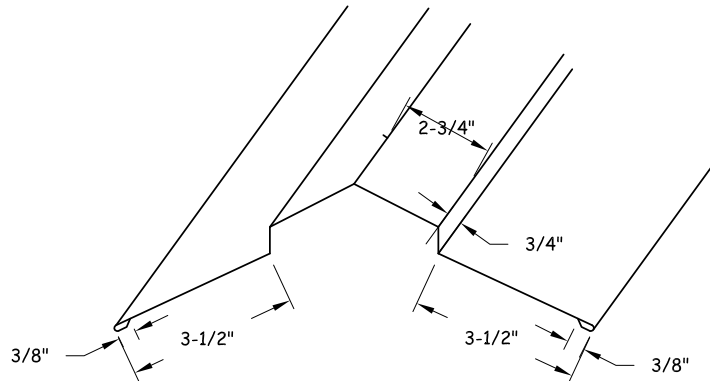


**VALLEY**

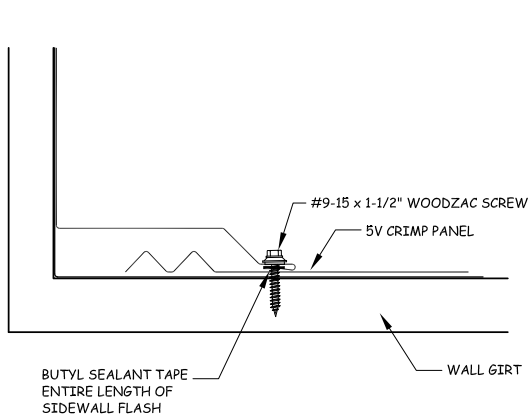


4906 St. Stephens Rd.  
 Eight Mile, AL 36613  
 251-456-2254  
 251-457-2254 (F)

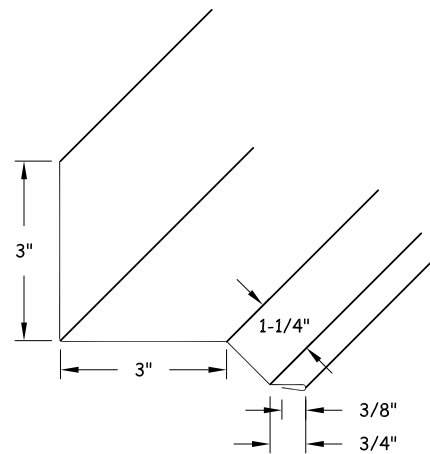
5780 Hwy 90 W  
 Theodore, AL 36590  
 251-653-1550  
 251-653-1514 (F)



**RIDGE/HIP**



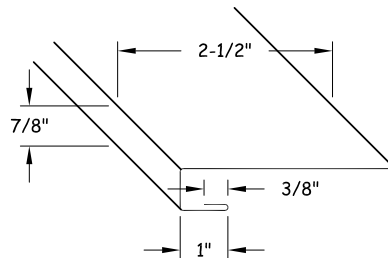
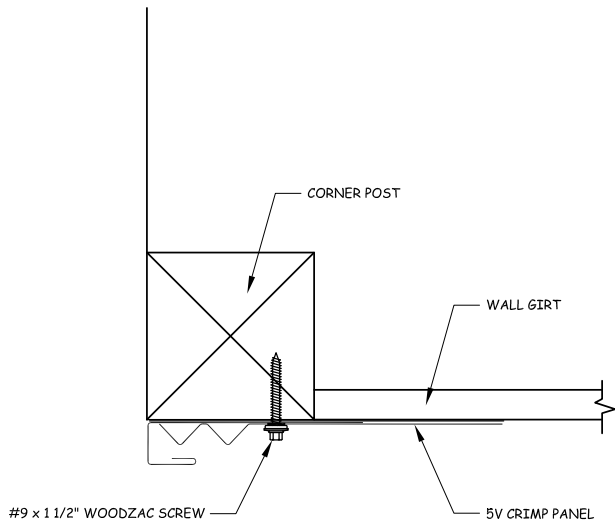
**SIDEWALL**



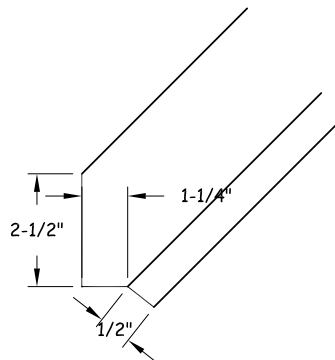
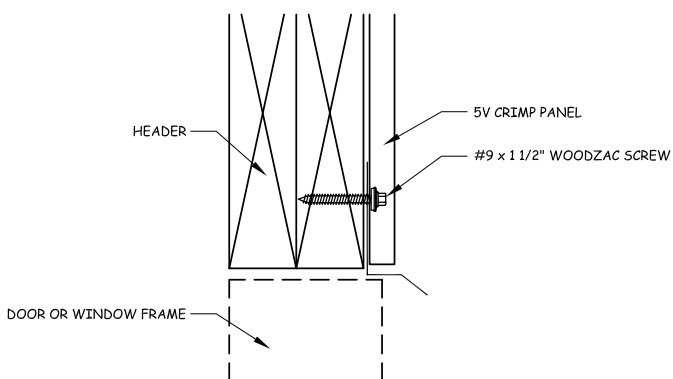


4906 St. Stephens Rd.  
 Eight Mile, AL 36613  
 251-456-2254  
 251-457-2254 (F)

5780 Hwy 90 W  
 Theodore, AL 36590  
 251-653-1550  
 251-653-1514 (F)



**J-MOLD**

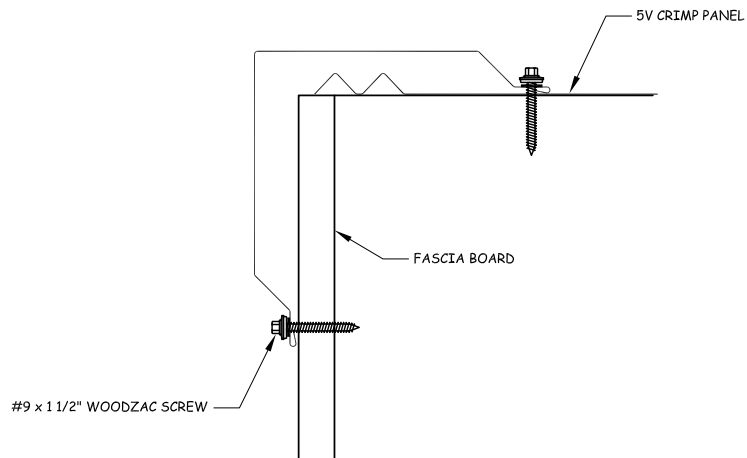


**RAT GUARD**



4906 St. Stephens Rd.  
Eight Mile, AL 36613  
251-456-2254  
251-457-2254 (F)

5780 Hwy 90 W  
Theodore, AL 36590  
251-653-1550  
251-653-1514 (F)

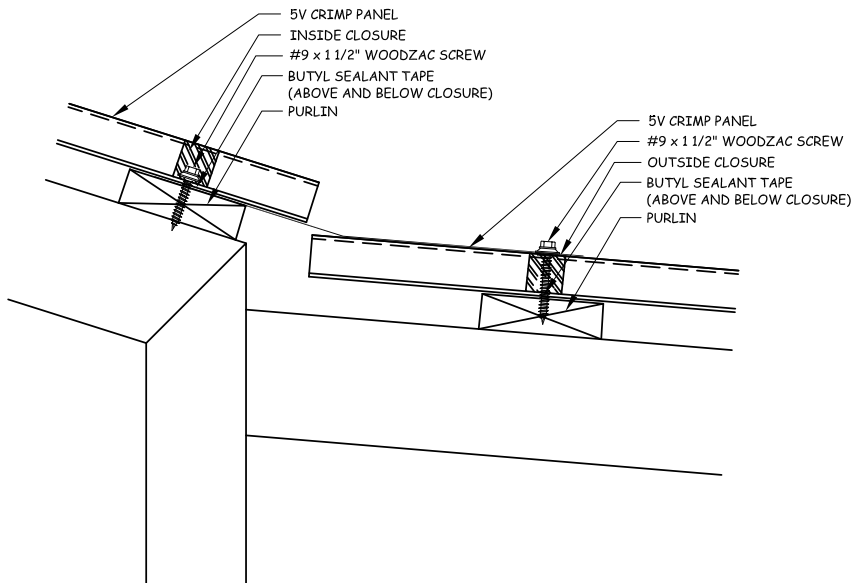
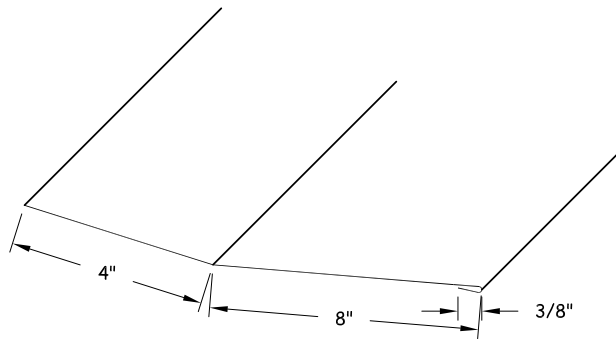


## RAKE



4906 St. Stephens Rd.  
Eight Mile, AL 36613  
251-456-2254  
251-457-2254 (F)

5780 Hwy 90 W  
Theodore, AL 36590  
251-653-1550  
251-653-1514 (F)



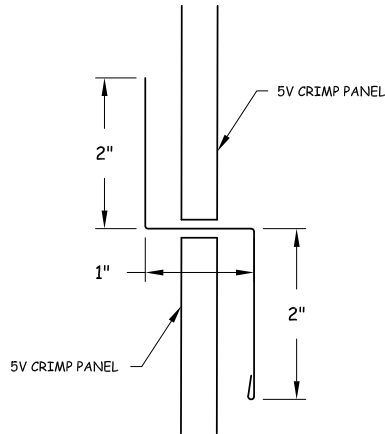
## TRANSITION






4906 St. Stephens Rd.  
Eight Mile, AL 36613  
251-456-2254  
251-457-2254 (F)

5780 Hwy 90 W  
Theodore, AL 36590  
251-653-1550  
251-653-1514 (F)



### DOUBLE ANGLE

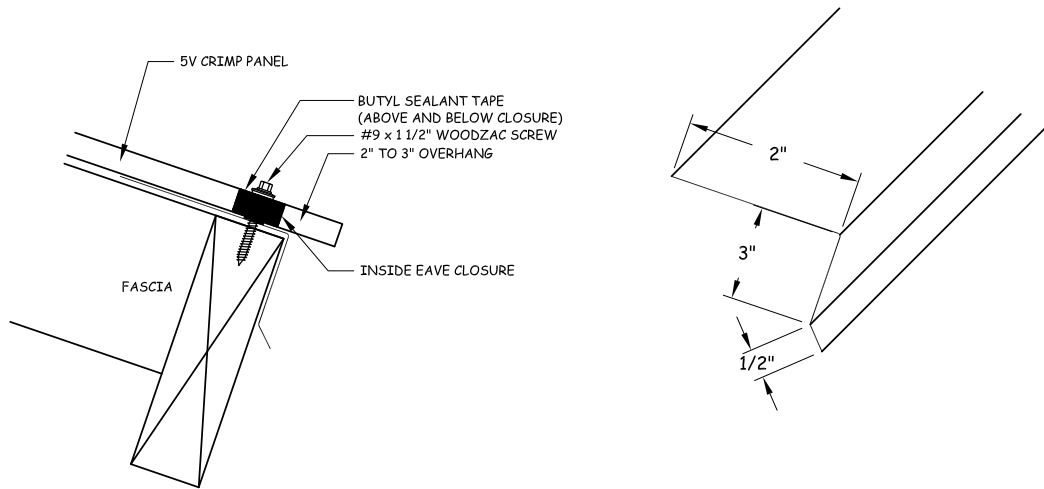


### END WALL

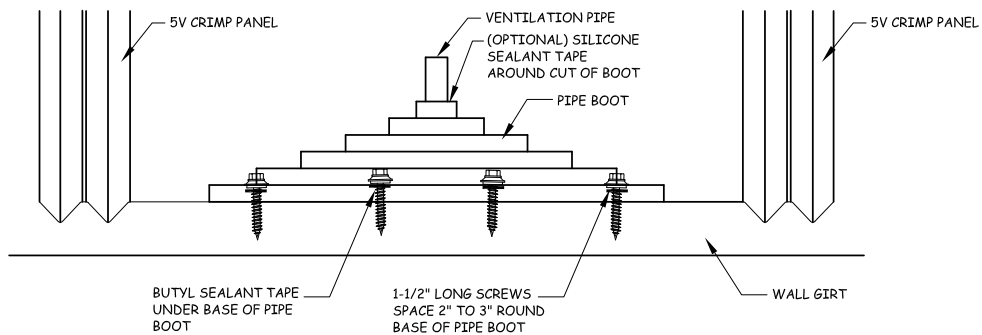


4906 St. Stephens Rd.  
 Eight Mile, AL 36613  
 251-456-2254  
 251-457-2254 (F)

5780 Hwy 90 W  
 Theodore, AL 36590  
 251-653-1550  
 251-653-1514 (F)



**EAVE**



**PIPE FLASHING**



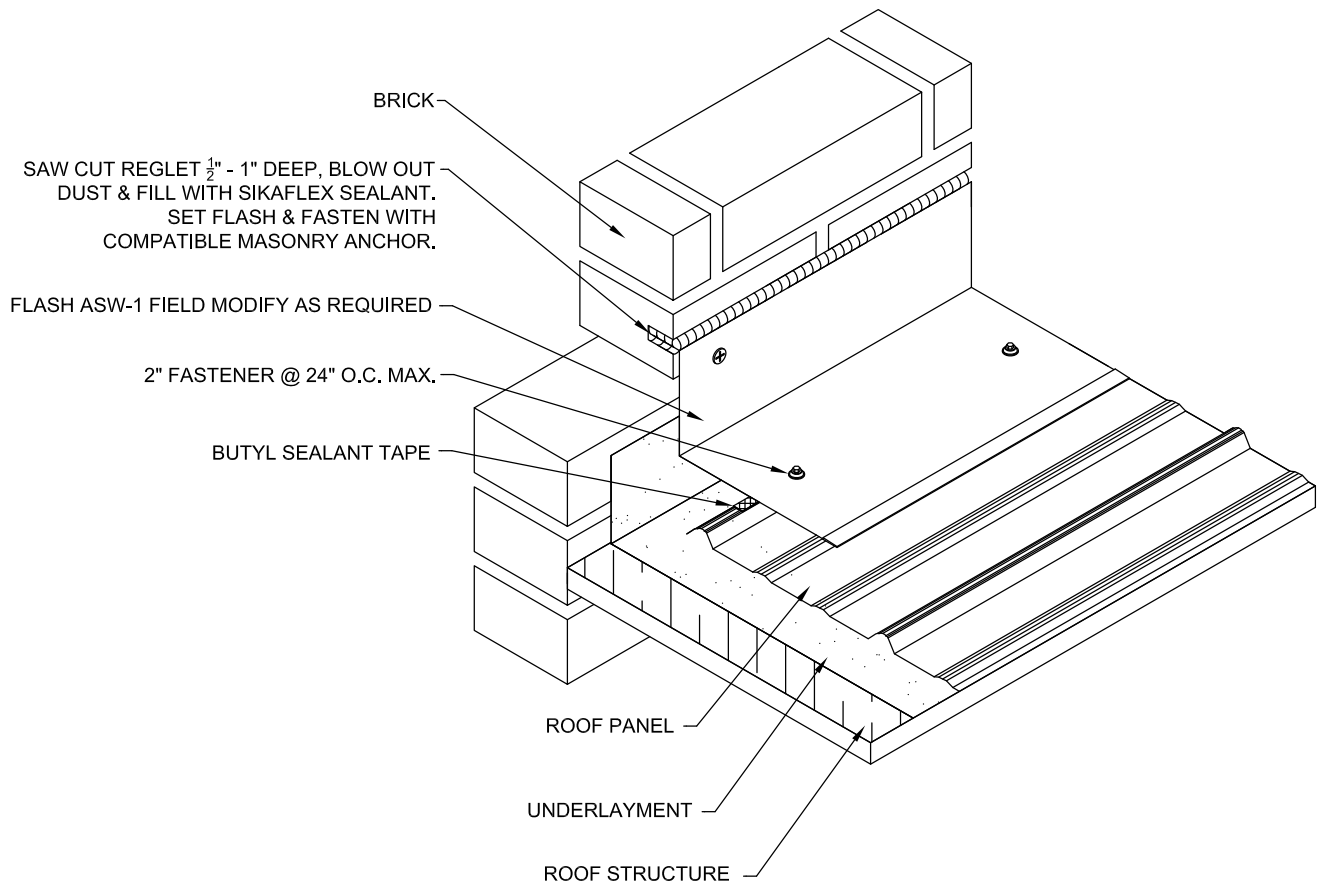
4906 St. Stephens Rd.  
Eight Mile, AL 36613  
251-456-2254  
251-457-2254 (F)

5780 Hwy 90 W  
Theodore, AL 36590  
251-653-1550  
251-653-1514 (F)

# RESIDENTIAL TRIM DETAILS

## CHIMNEY DETAILS

### VERSION 1





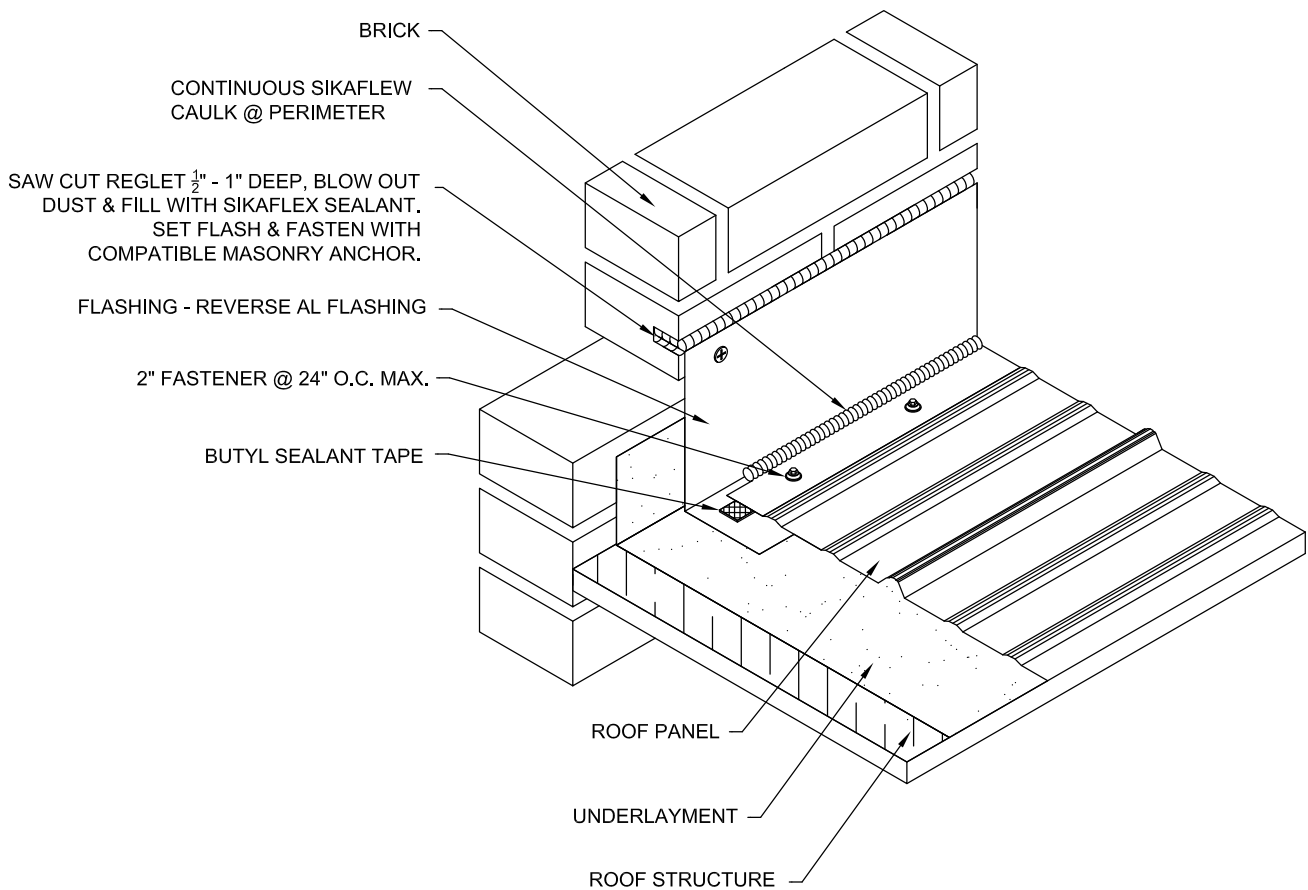
4906 St. Stephens Rd.  
Eight Mile, AL 36613  
251-456-2254  
251-457-2254 (F)

5780 Hwy 90 W  
Theodore, AL 36590  
251-653-1550  
251-653-1514 (F)

# RESIDENTIAL TRIM DETAILS

## CHIMNEY DETAILS

### VERSION 2





4906 St. Stephens Rd.  
Eight Mile, AL 36613  
251-456-2254  
251-457-2254 (F)

5780 Hwy 90 W  
Theodore, AL 36590  
251-653-1550  
251-653-1514 (F)

# RESIDENTIAL TRIM DETAILS

## CHIMNEY ENDWALL

