

ULTRA SQUAD

PARENT GUIDE

STEM &
STEAM
FUN!!

FUN & SMART
ACTIVITIES



FOR MOMS, DADS, GUARDIANS, GRANDPARENTS, AND BABYSITTERS
TO DO WITH GREAT KIDS!

WHAT IS ULTRASQUAD?

FOUR GIRLS ARE CHOSEN TO BE A SECRET INTER-GIRL-ACTIC TEAM!
WITH THEIR NEW ULTRA-SUPER-GIRLPOWERS,
THEY TEAM UP WITH FOUR BIZARRO-CUTE EXTRATERRESTRIAL SIDEKICKS TO BATTLE AN EVIL FORCE DETERMINED TO DESTROY THE GALAXY.

POSEY, ANNA, LYRIC, AND SKY DISCOVER THAT THEIR UNIQUE PERSONALITIES, PASSIONS AND THE POWER OF FRIENDSHIP CAN MAKE A DIFFERENCE IN AND OUT OF THIS WORLD.

THEY'RE **ULTRA-FIERCE**,
THEY'RE **ULTRA-UNSTOPPABLE**,
THEY ARE...
THE ULTRASQUAD!



A LETTER FROM THE AUTHOR

WHAT WAS YOUR FAVORITE BOOK WHEN YOU WERE A CHILD? WASN'T IT MAGICAL TO LOSE YOURSELF IN THAT BOOK? MAYBE IT MADE YOU LAUGH, CRY, IMAGINE, RELAX OR FEEL MORE CONFIDENT THAT YOU WEREN'T ALONE.

JUSTICE HAS CREATED ITS OWN BOOK MAGIC: WITH ULTRA SQUAD!

TWEENS ARE OFTEN UNDERESTIMATED--THEY'RE STILL COMING INTO THEIR OWN PHYSICALLY AND SOCIALLY, SO AT TIMES THEY GET OVERLOOKED AND NOT TAKEN SERIOUSLY. BUT AS A MOM AND AUTHOR OF BOOKS FOR THIS AGE RANGE, I KNOW JUST HOW AMAZING KIDS THIS AGE CAN BE!

ULTRA SQUAD WAS SPECIALLY CREATED FOR THIS GENERATION OF GIRLS WHO WANT TO MAKE THE WORLD A BETTER PLACE THROUGH TEAMWORK, POSITIVITY AND JUSTICE. WHO COME TOGETHER AND FIND OUT THAT THEIR UNIQUE PERSONALITIES CAN TRULY MAKE A DIFFERENCE IN AND OUT OF THIS WORLD.

GIRLS RELATE TO THE CHARACTERS, GET HOOKED INTO THE JOURNEY THROUGH OUTER SPACE, CHEER WHEN THEY CONQUER THE BAD GUYS, AND LAUGH WITH HILARIOUS UGLY-CUTE SPACE ALIENS.

ULTRASQUAD IS A BOOK WITH STEAM (SCIENCE, TECHNOLOGY, ENGINEERING, ARTS AND MATH) IDEAS! IT MEETS MANY OF THE COMMON CORE STANDARDS AND NATIONAL SCIENCE STANDARDS. IT'S EDUCATIONAL AND IT'S FUN.

AND IT'S A QUICK READ. AS A MOM, I LOVE WHEN MY KIDS SAY PROUDLY, "I FINISHED THE BOOK!"

A handwritten signature in purple ink that reads "Julia DeVilles". The signature is stylized with a star above the letter 'i' in "Julia" and a small smiley face at the end of the signature.

WHAT'S A GRAPHIC NOVEL? AND WHY READ THEM?

LIKE SO MANY EDUCATORS, TEACHERS AND MOST IMPORTANTLY- KIDS- I'VE BECOME HOOKED ON GRAPHIC NOVELS. GRAPHIC NOVELS TELL A STORY THROUGH SEQUENTIAL ART, SIMILAR TO COMIC BOOKS, BUT THEY HAVE MORE COMPLEX PLOTS.

NATIONAL AMBASSADOR FOR YOUNG PEOPLE'S LITERATURE, GENE LUEN YANG, GAVE A TED TALK CALLED "COMICS BELONG IN THE CLASSROOM." SOME OF THE REASONS TEACHERS LOVE GRAPHIC NOVELS IN THE CLASSROOM INCLUDE THAT THEY'RE APPEALING TO KIDS WHO ARE OFTEN VISUAL LEARNERS, AND POWERFUL MOTIVATORS FOR RELUCTANT AND STRUGGLING READERS. AND, THEY'RE FUN.

WHAT'S STEM? STEAM?

STEM IS SCIENCE, TECHNOLOGY, ENGINEERING, AND MATH. STEM EDUCATION FOCUSES ON PREPARING STUDENTS FOR HIGHER EDUCATION AND INNOVATIVE CAREERS IN THOSE DISCIPLINES. IT INVOLVES SCIENTIFIC INQUIRY AND TECHNICAL DESIGN INTO THE CURRICULUM.

ADD AN A FOR ARTS. THE ADDITION OF ARTS TO THE CONCEPT OF STEM IS ADDING CREATIVE THINKING AND APPLIED ARTS INTO THE DISCIPLINES.

ULTRASQUAD INCORPORATES STEAM INTO THE BOOK AND MEETS MANY OF THE NATIONAL COMMON CORE STATE STANDARDS. MANY OF THE ACTIVITIES IN THIS BOOK ARE STEAM-INSPIRED.

CONVERSATION PROMPTS

QUESTION	DAUGHTER	YOU
WHAT IS YOUR SUPERPOWER? WHY DID YOU CHOOSE IT?		
WHAT IS YOUR DREAM SUPERPOWER? WHAT WOULD YOU DO WITH IT?		
WHAT IS YOUR PERSONAL MOTTO?		
IF YOU COULD HAVE A CREATURE SIDEKICK, WHAT WOULD YOURS BE?		
IF YOU COULD TRANSFORM YOUR SCHOOL BUS INTO ANYTHING, WHAT WOULD YOU TURN IT INTO?		

POP QUIZ! HOW ARE YOU UNSTOPPABLE?

TAKE THE QUIZ TOGETHER!

Q1: WHICH WORD DESCRIBES YOU BEST?

- A. STRONG
- B. SMART
- C. CHILL
- D. CREATIVE

Q2: WHAT IS YOUR ZODIAC SIGN?

- A. WATER SIGN (PISCES, CANCER, SCORPIO)
- B. FIRE SIGN (ARIES, LEO, SAGITTARIUS)
- C. AIR SIGN (GEMINI, LIBRA, AQUARIUS)
- D. EARTH SIGN (CAPRICORN, TAURUS, VIRGO)

Q3: WHAT IS YOUR FAVORITE TYPE OF MOVIE?

- A. SCARY
- B. FUNNY
- C. TEAR JERKER
- D. ACTION

Q4: WHAT BEST DESCRIBES YOUR STYLE?

- A. TRENDY
- B. VINTAGE
- C. SPORTY
- D. RELAXED

ANSWER KEY:

MOSTLY A: LIKE POSEY, YOU ARE ULTRA-UNSTOPPABLE BECAUSE OF YOUR COOL STYLE AND CREATIVE PERSONALITY!

MOSTLY B: LIKE ANNA, YOU ARE ULTRA-UNSTOPPABLE BECAUSE OF YOUR AWESOME ATHLETICISM AND SPUNK!

MOSTLY C: LIKE SKY, YOU ARE ULTRA-UNSTOPPABLE BECAUSE OF YOUR SUPER SMARTS AND QUIRKINESS!

MOSTLY D: LIKE LYRIC, YOU ARE ULTRA-UNSTOPPABLE BECAUSE OF YOUR CHILL PERSONALITY AND THOUGHTFUL ATTITUDE!

MAKE AN ULTRASQUAD FRIENDSHIP BRACELET

THE ULTRASQUAD GIRLS WORK TOGETHER TO FORM A TEAM--AND A STRONG FRIENDSHIP! MAKE A FRIENDSHIP BRACELET. MIX IN YOUR FAVORITE ULTRASQUAD CHARACTERS' SIGNATURE COLORS (POSEY-PINK), (ANNA-TURQUOISE), (LYRIC-PURPLE), (SKY-GREEN).

1. CHOOSE 4 COLORS OF THREAD

2. MEASURE AND CUT YOUR FIRST STRAND. MEASURE A LENGTH OF THREAD SLIGHTLY LONGER THAN THE DISTANCE FROM YOUR FINGERTIP TO YOUR SHOULDER AND THEN CUT IT. USE THAT THREAD TO MEASURE AND CUT THE OTHER 3 STANDS.

3. SECURE ONE END OF THE STRANDS. TIE ALL THE STRANDS INTO A KNOT AT ONE END, AND TAPE IT TO SOMETHING SECURE, SUCH AS A CHAIR BACK OR A DRESSER DRAWER.

4. START BRAIDING. STARTING ON YOUR FAR RIGHT, TURN THE OUTSIDE STRANDS TO THE INSIDE, AND CROSS THE LEFT OUTSIDE STRAND OVER THE RIGHT STRAND.

5. NOW CROSS THE INSIDE STRANDS. CROSS THE RIGHT-SIDE INSIDE STRAND OVER THE RIGHT-SIDE OUTSIDE STRAND, AND THEN CROSS THE LEFT INSIDE STRAND OVER THE LEFT-SIDE OUTSIDE STRAND AND THEN OVER THE RIGHT SIDE INSIDE STRAND.

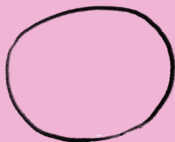
6. CONTINUE THE BRAID PATTERN UNTIL YOU HAVE THE DESIRED LENGTH OF YOUR BRACELET.

7. TIE OFF THE END, LEAVING SOME EXCESS THREAD TO TIE TO THE OTHER END.


8. TAKE THE TAPE OFF THE OPPOSITE END AND THEN TIE AROUND YOUR WRIST.
YOU'RE ALL DONE!

HOW TO DRAW A PALLIE

THE PALLIES ARE THE ULTRASQUAD'S SIDEKICKS!
THEY'RE EXTRA-TERRESTRIALS FROM THE PLANET
PALIDORIA, WHO HELP THE GIRLS ON THEIR MISSIONS!
DRAW YOUR OWN PALLIE WITH THESE INSTRUCTIONS.



STEP 1: DRAW AN OVAL.



STEP 2: DRAW AN
BEAN SHAPED OVAL
BELOW IT.



STEP 3: DRAW THE
BASIC SHAPE OF
THE ARMS, LEGS,
HANDS, & FEET.



STEP 4: DRAW
OVALS FOR EYES.
ADD THE MOUTH,
HAIR, FINGERS, AND
TOES.



STEP 5: ADD
EYEBROWS PUPIL
AND HIGHLIGHT
SHAPE. ADD TEETH
AND TONGUE TO
MOUTH.




STEP 6: FILL IN THE
INSIDE OF THE PUPIL
AND THE MOUTH AND
YOU'RE DONE! GOOD
JOB!

BROUGHT TO YOU BY ILLUSTRATOR RAFAEL ROSADO

MAKE A BOB-A-CADO

THE PALLIES ARE EXTRA-TERRESTRIALS UNDERCOVER, SO THEY HAVE TO WEAR DISGUISES ON EARTH -- AND ONE OF BOB'S COSTUMES IS AN AVOCADO!

LET'S MAKE A BOB-A-CADO!



TAPE OR GLUE BOB'S BODY PARTS TO TOOTHPICKS AND STICK THEM IN AN AVOCADO!



STRANGEBOW CUPCAKES

IN ULTRASQUAD BOOK #2, THE GIRLS FACE A TERRIBLY WARPED RAINBOW CALLED THE STRANGEBOW, WHICH MAKES ITS PLANET DULL AND LIFELESS. MIX UP SOME STRANGEBOW CUPCAKES - A TASTY WAY TO DESTROY A STRANGEBOW. THEN MAKE SOME ULTRASQUAD COLORFUL CUPCAKES!

STEP 1: MIX THE WHITE CAKE BOX MIX ACCORDING TO THE DIRECTIONS. DIVIDE BATTER INTO SEPARATE BOWLS TO CORRESPOND WITH HOW MANY COLORS IN EACH CUPCAKE. DYE EACH BOWL WITH THE COLORS:

FOR THE STRANGEBOW: BLEND THE FOOD COLORING WITH BLACK TO MAKE DULL COLORS LIKE OLIVE GREEN, GRAY, BLACK, AND BROWN.

FOR THE ULTRASQUAD: USE THEIR SIGNATURE COLORS: PINK, BLUE, PURPLE, AND GREEN!

STEP 2: LINE A MUFFIN TIN WITH CUPCAKE LINERS AND ALTERNATE DROPPING SPOONFULS OF EACH OF THE COLORED MIX INTO THEM.


STEP 3: BAKE ACCORDING TO THE DIRECTIONS. REMOVE FROM THE OVEN AND LET COOL.

STEP 4: DYE FROSTING IN YOUR DESIRED COLORS.

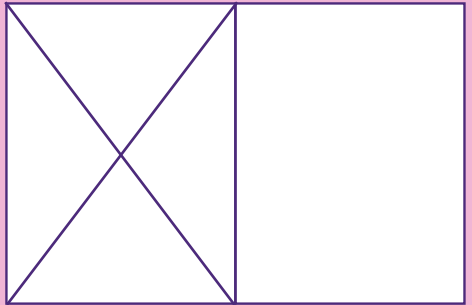


CREATE YOUR OWN GRAPHIC NOVEL


ILLUSTRATE YOUR OWN GRAPHIC NOVEL!
CREATE YOUR OWN INDIVIDUALLY OR PARTNER WITH A
FAMILY MEMBER TO BE THE ILLUSTRATOR OR WRITER.



DESIGN YOUR
BOOK COVER!




1




2

3




4

5



6

7



8

9

MAKE "POSEY'S ULTRASPARKLE SUPERPOWER" SLIME

SWOOSH!!!



FIND YOUR FAVORITE RECIPE FOR HOMEMADE SLIME OR FROM THE STORE.

POSEY'S SIGNATURE COLOR IS PINK, SO PINK IT UP! OR HAVE YOUR CHILD USE HER OR HIS FAVORITE COLOR.

POSEY'S SUPERPOWER IS ULTRASPARKLE, SO ADD SOME SHINE.

ADD GLITTER TO THE MIX.

WHEN HER SUPERPOWER ACTIVATES, HER BRACELET SHOOTS OUT SOME OF FAVORITE THINGS.

ADD TINY PLASTIC TOYS TO YOUR SLIME!



TACO TUESDAY

LOUIE THE PALLIE LOVES TACOS! MAKE LOUIE A TACO!




CRAFTY TACOS:

TO MAKE THE TACO SHELL, TAKE A PAPER PLATE AND FOLD IT IN HALF.

FILL IT WITH "TOPPINGS" -


- LETTUCE - GREEN SLICED UP CONSTRUCTION PAPER
- SHREDDED CHEESE - YELLOW TISSUE PAPER
- MEAT - BROWN CONSTRUCTION PAPER
- TOMATOES - RED CONSTRUCTION PAPER
- TACO SAUCE- RED MARKER OR PAINT



COLORING PAGE



COLORING PAGE



CREATE A MODEL OF THE SOLAR SYSTEM

BE LIKE LOUIE. HAVE A TACO TUESDAY TO CELEBRATE FINISHING THE BOOK! SHOW LOUIE TO HIS MEAL.

SORT THE PLASTIC FOAM BALLS INTO DIFFERENT SIZES. THE LARGEST BALL SHOULD BE THE SUN. THE NEXT LARGEST SHOULD BE JUPITER AND SATURN, FOLLOWED BY URANUS AND NEPTUNE, AND THEN MERCURY, VENUS, EARTH, MARS AND PLUTO.

PAINT THE BALLS IN THESE COLORS:

YELLOW: SUN

GRAY: MERCURY

BROWNISH-YELLOW:

ORANGE :JUPITER

PALE YELLOW: VENUS AND SATURN

RED: MARS

BLUE: EARTH, NEPTUNE AND URANUS


CUT FOUR RINGS OUT OF POSTER BOARD. THEY SHOULD BE LARGE ENOUGH TO MAKE THE PLANETARY RINGS FOR JUPITER, SATURN, URANUS AND NEPTUNE. GLUE THE PLANETARY RINGS TO JUPITER, SATURN, URANUS AND NEPTUNE.

TEACH STUDENTS THE ORDER OF THE PLANETS. MERCURY, VENUS, EARTH, JUPITER, URANUS AND NEPTUNE.

USE THIS MNEMONIC DEVICE:

"MY VERY EXCELLENT MOTHER JUST SERVED US NOODLES"

LINE UP THE PLANETS IN THEIR ORDER.




MAKE YOUR OWN MOON SURFACE

CREATE A REPLICA OF THE MOON'S SURFACE USING ALUMINUM PIE PLATES AND MOON SAND.


MOON SAND GETS ITS NAME BECAUSE OF ITS CRUMBLY TEXTURE AND HOW SIMILAR IT LOOKS TO THE SURFACE OF THE MOON. WHILE YOU CAN BUY MOON SAND OR "KINETIC SAND" AT THE STORE, YOU ALSO CAN SAFELY AND EASILY MAKE YOUR OWN.

COMBINE EIGHT CUPS OF FLOUR AND ONE CUP OF BABY OIL. MIX IT UP UNTIL THE OIL HAS SOAKED INTO THE FLOUR. POUR IT INTO THE PIE PLATES FOR A ROUND MOON.

THE MOON HAS MANY CRATERS CREATED BY IMPACT. CREATE CRATERS BY DROPPING DIFFERENT SIZE ROUND OBJECTS (QUARTERS, GOLF BALLS).



COLORING PAGE



WHEN WE LAST SAW OUR 4 GIRLS, THERE WERE, WELL, 4. NOT 8??!
WEIRD! PECULIAR! MYSTERIOUS MYSTERY! ANYHOO,
THESE ARE OUR ULTRASQUAD GIRLS...

ACTIVITY GUIDE KEY

HERE ARE THE ANSWER KEYS TO THE ACTIVITY GUIDE.

PAGE 4 WORD JUMBLE:

1. INFINITY
2. VILLAIN
3. SPACESHIP
4. THEORY
5. DIMENSION
6. EXPLORER
7. COUNTDOWN
8. SPEED

PAGE 14 CROSSWORD:

1. METEOR
2. GALAXY
- 2 DOWN. GRAVITY
3. BLACK HOLE
4. LIGHT
5. ORBITS
6. ROCKETSHIP
7. SQUAD
8. PLANET

PAGE 16 SCRAMBLED LOUIE:

FINAL PHRASE: WANT TACO