


**AIMS, POLICY, RULES & ORGANISATION
OF
THE BHARAT SCOUTS & GUIDES, INDIA**

Part II - SCOUT WING

**The latest amendments have been unanimously
approved in the 64th meeting of the National
Council held on 30th November, 2014
at the Bharat Scouts & Guides,
National Headquarters, New Delhi.**



**THE BHARAT SCOUTS & GUIDES
NATIONAL HEADQUARTERS**

Lakshmi Mazumdar Bhawan
16, Mahatma Gandhi Marg, I.P. Estate,
New Delhi-110002

Tel. No. 011-23370724, 23378667 Fax. 0091-11-23370126
E-mail : info@bsgindia.org | website : www.bsgindia.org

The words and sentences printed in “**bold letters**” are the **amendments** unanimously approved in the 64th meeting of the National Council held on 30th November, 2014 at the Bharat Scouts & Guides, National Headquarters, New Delhi.

© **The Bharat Scouts & Guides**

All Rights Reserved

Printed : 14th April, 2015
10000 copies

Published by : Director, **The Bharat Scouts & Guides**,
National Headquarters,
Lakshmi Mazumdar Bhawan,
16, M.G. Marg, I.P. Estate,
New Delhi-110002

Price : Rs. 95/-

Printed by : **Deeya Media Art**, D-41/A, Laxmi Nagar,
Delhi-110092 Ph. : 09312550335, 09211656230
Email : infodma07@gmail.com

FOREWORD



The Scout Guide Movement is basically the Youth Movement. The programmes have, therefore, been designed with amendments for the all round development of the personality of the youth up to the age of twenty five. This was also the dream and foresight of Lord Baden Powell, the founding father of the Movement. With this in view wide consultations were carried out and based on the collective wisdom, amendments to the Boy/Girl

Programme contained in this book have been brought about.

In order to achieve whatever has been said in the foregoing para, suggestions were invited by me as National Commissioner vide my letter dated 17th December, 2013 from the following working in various corners of the Country.

1. Members of the National Council.
2. Members of the National Training Team i. e. all LTs and ALTs.
3. Participants of State Level Executives Meet held at National Headquarters, New Delhi from 26th to 28th February, 2014.
4. Members participated in the APR Strategic Workshop held at the National Headquarters, New Delhi from 4th to 8th March, 2014.
5. Participants of SANDHAN held at National Training Centre, Pachmarhi, Madhya Pradesh from 7th to 11th May, 2014.

There were as many as six to seven hundred suggestions received from all the above mentioned volunteers, professionals and youths. These suggestions were scrutinized for amendments to be taken before various Committees of the Bharat Scouts & Guides.

A Special Study group of veteran leaders and professionals of different State Associations to sharpen the recommendations on Boy/Girl Programme was constituted and the same met in Bengaluru from 26th June to 30th June, 2014.

A group of NHQ Professionals headed by me as the National Commissioner further thoroughly examined and discussed the necessity and feasibility of the proposed amendments to Rules, APRO Part-I, II, III and SOT (S)/(G). This continued for not less than 9 days from 21st July to 29th July, 2014 spread over approximately 150 clock hours.

The amendments so refined were taken to Rules Committee held on 28th August, 2014, National Executive Committee on 29th August, 2014 and finally National Council held on 30th November, 2014 which unanimously approved all the proposed amendments.

The amendments unanimously approved by the National Council as stated above will help all the members to see the qualitative and quantitative growth in our Boy/Girl Programme. The duration between the stages in the advancement of all the sections of both wings will help our youths to acquire life skills and develop their personality imbibing human values very fast. This will also help them to reach the highest peak of their achievements in the Movement in their respective age groups. The number of choices given in acquiring various skill badges will not only accelerate the interest of boys and girls but will also make them reach /spread this movement to larger section of the society. All concerned will be extremely happy to note that Forms and Procedures have been simplified to the greatest extent possible.

The amendments brought about, I am sure, will definitely help the movement to grow both qualitatively and quantitatively.

“Scouting is a game and it has to be necessarily enjoyable.”

Since an utmost care has been taken to make the entire movement flexible and enjoyable doing away with rigidity and the monotony, I am sure the youth of all the age groups in the Movement will try to derive greatest amount of pleasure by participating in various activities.

All the amendments are in consonance with the aims and objectives expressed in the VISION 2024 of the Bharat Scouts & Guides which will help us to achieve the strategic priorities contained in the VISION 2024.

These amendments are the product of collective wisdom of the Volunteers, Professionals and Youths.

The professionals of the Bharat Scouts & Guides along with me continuously did the most challenging, important and tiresome work of proof reading of this book along with other five books from 17th to 27th March, 2015 repeatedly for about 165 clock hours to ensure correctness and quality of the contents of books.

I have no words to express my thanks and appreciation for them for their day and night hard work for the completion of this book with utmost sincerity and dedication.

I, therefore, feel extremely happy to present this book with number of long awaited desirable amendments to Boy Girl Programme.

I wish everyone an enjoyable Scouting/Guiding and strict implementation of Rules in right spirit.

With best wishes,

NHQ, New Delhi
14th April, 2015



B.I Nagarale, IAS (Retd.)
Chief National Commissioner

PART II - SCOUT WING

CONTENTS

| CHAPTER-I CUB SECTION | | PAGE |
|---|--|--------------|
| | | 1-19 |
| 14 Programme Ideals | | |
| 1. Cub, 2. Cub Pack, 3. The Cub Master and the Assistant Cub Master. 4. Qualifications for the Cub Master and the Assistant Cub Master. 5. Uniform for the Cub Master and the Assistant Cub Master. 6. The Six System, Senior Sixer, Sixer, Second, 7. Cub, | Pravesh Requirements, 8. Cub Uniform, 9. Scheme of Advancement of a Cub, 10. Tests for Pratham Charan, 11. Tests for Dwitiya Charan. 12. Tests for Tritiya Charan, 13. Tests for Chaturtha Charan, 14. Cub Proficiency Badges, 15. Golden Arrow Badge. 16. Camps for Cubs. | |
| CHAPTER-II SCOUT SECTION | | 20-54 |
| 14 Programme Ideals | | |
| 1. Scout, 2. Scout Troop 3. The Scout Master and the Assistant Scout Master. 4. Qualification for Scout Master and Lady Scout Master and Assistant Scout Master and Assistant Lady Scout Master, 5. Uniform for the Scout Master and The Assistant Scout Master, 6. Patrol System, | 7. Scout: Pravesh Requirement. 8. Scout Uniform 9. Scheme of Advancement of a Scout Efficiency Cords, Jungle Goph 10. Tests for Pratham Sopan, 11. Tests for Dwitiya Sopan, 12. Tests for Tritiya Sopan, 13. Rajya Puraskar, 14. Rashtrapati Scout Award. 15. Scout Proficiency Badges, 16. Hikes, Treks and Camps for Scouts. | |

| | | |
|---|--|--------------|
| CHAPTER III-ROVER SECTION | | 55-76 |
| 14 Programme Ideals | | |
| <ol style="list-style-type: none"> 1. Rover, 2. Rover Crew, 3. The Rover Scout Leader and the Assistant Rover Scout Leader. 4. Qualifications for Rover Scout Leader and the Assistant Rover Scout Leader. 5. Uniform for the Rover Scout Leader and the Assistant Rover Scout Leader. 6. a. Rover Mate b. Crew Council 7. Rover | <ol style="list-style-type: none"> 8. Rover Aspirant 9. Pravesh Requirement for Rovers 10. Rover Uniform, 11. Scheme of Advancement of a Rover, 12. Tests for Nipun, 13. Tests for Rajya Puruskar 14. Rashtrapati Rover Award, 15. Rover Proficiency Badges, 16. Rover-in-Service, 17. Hikes. Treks and Camps for Rovers | |
| CHAPTER IV | | |
| SPECIAL BRANCHES | | 77-82 |
| <ol style="list-style-type: none"> A. Extension Scouting B. Sea Scouting C. Air Scouting D. Venture Club | | |
| Bunny Scheme | | 83-84 |
| APPENDICES | | |
| (A) Cub Proficiency Badges | | 89-101 |
| (B) Scout Proficiency Badges | | 101-161 |
| (C) Rover Proficiency Badges | | 162-173 |
| (D) Diagram of part of the uniform | | 174-176 |
| (E) Uparashtrapati Award | | 177 |
| (F) Prime Minister Shield Competition | | 178 |
| <p>Note : The syllabus of the new Proficiency Badges introduced in the Cub Section, Scout Section and Rover Section are published separately.</p> <p style="text-align: right;"><i>- Publisher</i></p> | | |



The Bharat Scouts and Guides

National Headquarters - Regional Map



Details of the states in the BSG Regions

Northern Region

- | | | |
|------------------------------|--------------------------|---------------------------------|
| 1. Chandigarh - U.T | 2. Delhi | 3. Haryana |
| 4. Himachal Pradesh | 5. Jammu & Kashmir | 6. Kendriya Vidyalaya Sangathan |
| 7. Navodaya Vidyalaya Samiti | 8. North Eastern Railway | 9. Northern Railway |
| 10. Punjab | 11. Uttar Pradesh | 12. Uttarakhand |

North East Region

- | | | |
|---------------------------|------------|-------------|
| 1. Arunachal Pradesh | 2. Assam | 3. Manipur |
| 4. Meghalaya | 5. Mizoram | 6. Nagaland |
| 7. North Frontier Railway | 8. Sikkim | 9. Tripura |

Eastern Region

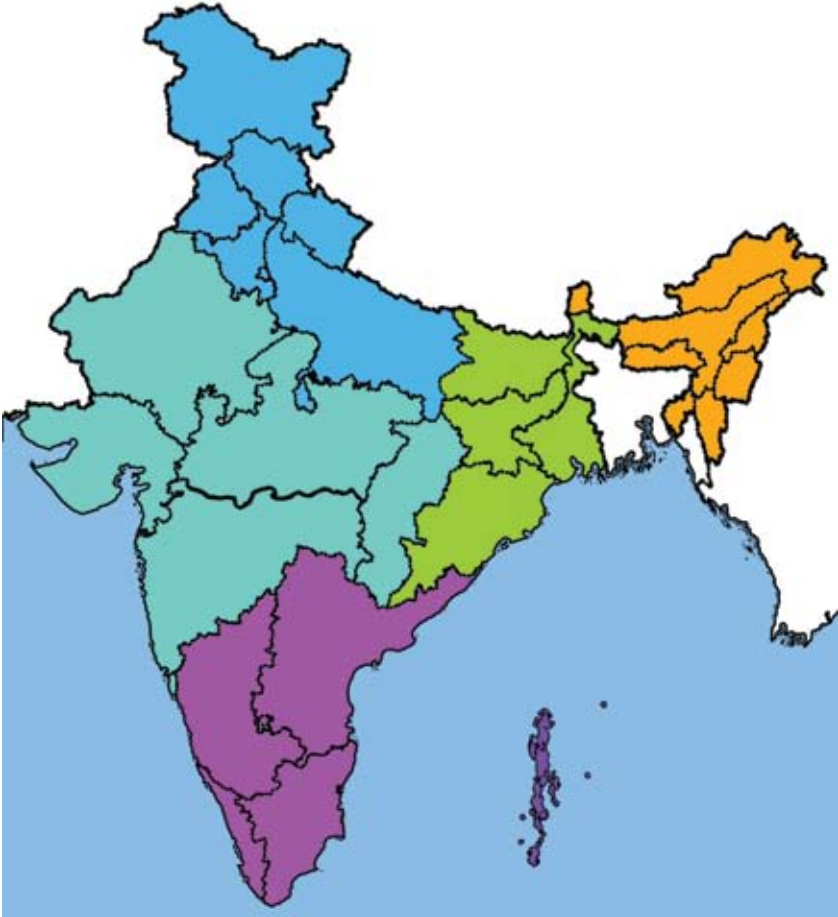
- | | | |
|-----------|--------------------------|----------------|
| 1. Bihar | 2. Eastern Railway | 3. Jharkhand |
| 4. Odisha | 5. South Eastern Railway | 6. West Bengal |

Western Region

- | | | |
|--------------------|--------------------|----------------|
| 1. Central Railway | 2. Chhattisgarh | 3. Goa |
| 4. Gujarat | 5. Madhya Pradesh | 6. Maharashtra |
| 7. Rajasthan | 8. Western Railway | |

Southern Region

- | | | |
|-----------------------------|-------------------|--------------------------|
| 1. Andaman & Nicobar Island | 2. Andhra Pradesh | 3. Karnataka |
| 4. Kerala | 5. Pondicherry | 6. South Central Railway |
| 7. Southern Railway | 8. Tamilnadu | |



World Association of Girl Guides and Girl Scouts (WAGGGS)

WAGGGS - Central Office
World Bureau,
Olave Centre,
12c Lyndhurst Road,
London NW3 5PQ, England

WAGGGS WORLD MAP



Our Regions

Western Hemisphere at London

Asia Pacific at London

Africa at London

Arab at London

Europe at Brussels, Belgium

Our World Centres

Our Chalet : Switzerland

Our Cabana : Morelos, Mexico

Pax Lodge : London

Sangam : Pune, India

WAGGGS with 10 million* members with
146 countries across the world.

GOVERNANCE

The World Association of
Girl Guides and Girl Scouts
(WAGGGS)



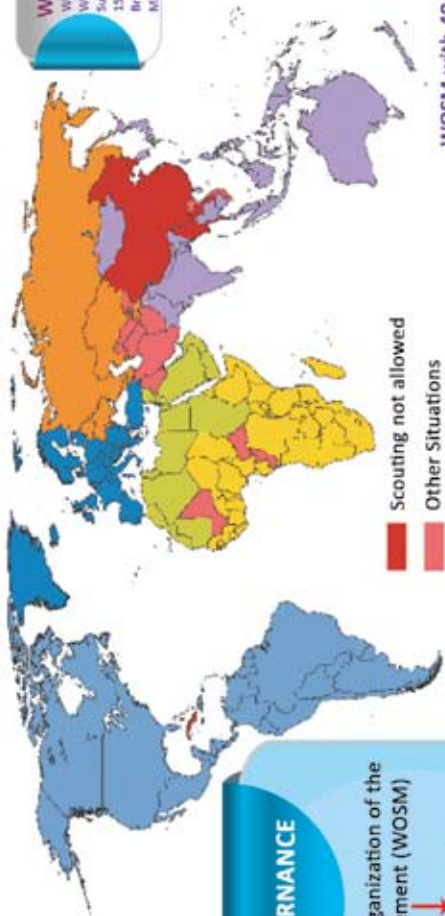
The World Guide Conference



The World Board
(12 Elected members)

World Organization of the Scout Movement (WOSM)

WOSM - Central Office
 World Scout Bureau - Kuala Lumpur Office
 World Organization of the Scout Movement
 Suite 3, Level 17, Menara Sentral Vista
 150 Jalan Subang Abdul Samad
 Brickfields, 50470 Kuala Lumpur
 Malaysia

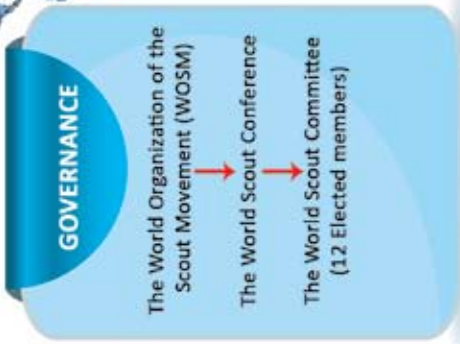


- Scouting not allowed
- Other Situations

6 Regions around the world

- Africa Regional office at Nairobi, Kenya
- Arab Regional office at Cairo, Egypt
- Asia-Pacific Regional office at Manila, Philippines
- Eurasia Regional office at Kiev, Ukraine
- Europe Regional office at Geneva, Switzerland & Brussels, Belgium
- Interamerica Regional office at City of Panama, Republic of Panama

WOSM with 40 million* members from 162 countries across the world.



Source: scout.org

Scouting and Guiding at a glance in India



Bunny Law
I shall try to be good Boy/Girl.



Cub Promise


I promise to do my best to do my duty to "God and my country, to keep the Cub law and to do Good Turn everyday.

Bulbul Promise

I promise to do my best to do my duty to "God and my country, to keep the Bulbul law and to do Good Turn everyday.

Cub / Bulbul Law

1. The Cub / Bulbul is obedient.
2. The Cub / Bulbul is clean and polite.



Age 15-25 Years
Motto Service
Rovers/Rangers



Scout Promise

On my honour, I promise that I will do my best to do my duty to "God and my country, to help other people and to obey the Scout law.

Guide Promise

On my honour, I promise that I will do my best to do my duty to "God and my country, to help other people and to obey the Guide law.

***Note:** The word 'Dharma', may be substituted for the word 'God' if so desired.

Scout / Guide Law

1. A Scout / Guide is trustworthy.
2. A Scout / Guide is loyal.
3. A Scout / Guide is a friend to all and a brother / sister to every other Scout / Guide.
4. A Scout / Guide is courteous.
5. A Scout / Guide is a friend to animals and loves nature.
6. A Scout / Guide is disciplined and helps protect public property.
7. A Scout / Guide is courageous.
8. A Scout / Guide is thrifty.
9. A Scout / Guide is pure in thought, word and deed.

AIMS, POLICY, RULES AND ORGANISATION

PART II - SCOUT WING

CHAPTER I

CUB SECTION

14 Programme Ideals

Objectives of Cub Section. By the time a boy completes the full course of the Cub Programme, he will be able to:-

1. **develop habits which lead to good character.**
 2. **put in efforts of learning directed towards good citizenship.**
 3. **learn practical Cub skills essential to become a good Scout and a good boy in general.**
 4. **undertake activities which contribute to his all round development.**
 5. **do a daily Good turn.**
 6. **develop fascination for beauties of nature & awareness of God/Dharma.**
 7. **express himself in creative skills.**
 8. **collect things of his interest & preserve them properly.**
 9. **develop a sense of respect for elders, love for youngsters in the family & neighborhood and find ways of such expressions with a spirit of cooperation.**
 10. **satisfy his needs for adventure.**
 11. **inculcate a feeling of appreciation for family traditions, be of religious, social or ancestral character and make attempts to follow them.**
 12. **understand the need of conserving Nature/Environment and public properties.**
 13. **obey elders and follow their advice even in their absence.**
 14. **know about his state, people and culture.**
1. **Cub:** - A boy who is a citizen of India and who has completed five but not ten years of age is eligible to become a Cub. Provided he subscribes to the Cub Promise and the Cub Law and becomes a member of a Cub Pack.

2. **Cub Pack :-**

- (i) A Cub Pack shall consist of not less than 12, but not more than 24 Cubs.
- (ii) Every Cub Pack shall be a unit of a Group of Cub Pack, Scout Troop and Rover Crew, provided, however where there is no such Group, a Cub Pack shall be treated as a Group.
- (iii) Every Cub Pack shall be registered in accordance with the procedure prescribed.
- (iv) Every Cub Pack shall have a name; where a Cub Pack is a unit of a Group it shall take the name of the group. A group may be named after the locality, an institution or **any great Personalities (Male) of India**. Every Group shall also have a serial number assigned by the Local or District Association, as the case may be.

3. **Cub Master and Assistant Cub Master:**

- (i) There shall be a Cub Master for each Cub Pack. **There may be one or more Assistant Cub Masters for a Cub Pack.**
- (ii) A Cub Master and an Assistant Cub Master shall function subject to general supervision of the Group Leader where there is a Group; Cub Master shall be responsible for the affairs of the Cub Pack and Assistant Cub Master shall assist the Cub Master.
- (iii) Cub Master and Assistant Cub Master shall be appointed by the State Chief Commissioner in consultation with the concerned State Commissioner on the recommendation of the Local Association or the District Association as the case may be and the concerned District Commissioner.
- (iv) On appointment, Cub Master and Assistant Cub Master shall be issued each a warrant.

4. **Qualifications for Cub Master and Assistant Cub Master:**

- (i) Both men and women are eligible to be appointed as Cub Master, Assistant Cub Master.

- (ii) A person who has completed 18 years of age is eligible for appointment as Cub Master or Assistant Cub master.
- (iii) He/ She must possess matriculation or an equivalent certificate, provided however, in exceptional cases, exemption from the educational qualification may be granted by the State Chief Commissioner on recommendation of the concerned District Commissioner.
- (iv) He/ She must be a person of good character, conduct and antecedents.
- (v) He/She must have Knowledge of Scout Movement and its methods, in particular an appreciation of its religious and moral basis and APRO in its application to his / her work.
- (vi) **He/She must be a person willing to work with the children of Cub age group between 5 to 10 years.**
- (vii) He/She must have satisfactorily completed a period of training prescribed by the National Association.

5. **Uniform for Cub Master and Assistant Cub Master :**

Cub master and Assistant Cub Master shall wear uniform as follows:

A. (MEN)

- (i) **Shirt :** A steel Grey shirt with two patch pockets with shoulder straps with half or rolled up sleeves; sleeves may be turned down in cold weather.
- (ii) **Shorts or Trousers :** Navy blue shorts or trousers shall be worn.
- (iii) **Head-Dress :** Dark blue beret cap with the official cap badge supplied by the National Association. A Sikh may wear a dark blue turban with the official cap badge. **Beret Cap is optional.** Wearing of cap is compulsory during ceremony.
- (iv) **Belt :** Grey Nylex belt with official buckle of the Bharat Scouts & Guides supplied by the National Association.

- (v) **Scarf** : A Scarf of the group colour, other than green, purple or yellow and pattern approved by the Local or District Association as the case may be, with the group Woggle, other than Gilwell Woggle. The shape of the scarf shall be triangular with a base and two sides, each of two sides shall have a minimum length of 70 cms and a Maximum of 90 cms. A scarf shall be worn round the neck, over the collar and shoulder straps.
- (vi) **Shoulder badge** : A Shoulder Badge of 6 to 8 cms. length and 1.5 cms. width with white background and red border the serial number (optional) name of the group/District/State in red letters shall be worn on both the shoulders immediately below the seam with a little curve.
- (vii) **Membership Badge** : A cloth badge with green background with fleur-de-lis in yellow superimposed by the Trefoil with Ashoka Chakra also in yellow in the centre shall be worn in the centre of the pleat of the left pocket of the shirt.
- (viii) **World Scout Badge** : World Scout Badge should be worn in the centre of the pleat of the right pocket of shirt.
- (ix) **Rank Badge** : Cub Master shall wear a cloth rank badge of the Bharat Scouts & Guides Emblem of blue colour with blue border with Fleur-de-lis, Trefoil and Ashoka Chakra in yellow and Assistant Cub Master shall wear a cloth rank badge of the Bharat Scouts & Guides Emblem of blue colour with red border with Fleur-de-lis, Trefoil and Ashoka Chakra in yellow. The badge shall be worn with its base 4cms above the left pocket.
- (x) **The Name stripe containing** "The Bharat Scout & Guides" supplied by National Headquarters may be worn on just above the right pocket of the shirt. The size of the stripe should be 11cm x 2cm, the right corner of which should be tri colour of National Flag of the size of 3cm x 2cm and rest for the Title of 'The Bharat Scout & Guides'.
- (xi) **Socks or Stockings** : Black Socks or Stockings may be worn, Stockings should be rolled down below

the knees with blue garter tabs 1.5cm visible outside stockings will be worn with shorts only.

- (xii) **Footwear :** Black shoes (leather or canvas) with laces to be worn.
 - (xiii) **Metal Badge :** In mufti, a metal badge of the Bharat Scout & Guides may be worn.
 - (xiv) **Lanyard:** Grey lanyard worn round the neck, a whistle tucked in the left hand pocket of the shirt during the pack activities.
 - (xv) **Over Coat, Mackintosh or Jacket :** A Navy Blue over coat, Navy blue wind cheater or Navy Blue Jersey. Navy blue blazer may be worn during winter season only.
 - (xvi) A white plastic name plate of 8cm length x 2cm width inscribing the name of Adult Leader in black colour shall be worn above the right pocket of the shirt **just below the BSG Stripe.**
 - (xvii) A small pouch designed by the NHQ may be worn on the belt.
 - (xviii) World Brotherhood woggle may be either leather or cane with uniformity of colour.
1. Working Casual Wear: Working uniform or field activity uniform as optional items with the deep blue jeans/Trousers/Shorts with plain sky blue colour T-Shirt with collar, having a pocket super imposed with Scout emblem and dark blue "P" cap with BS&G emblem at the centre may be worn during the field activity along with comfortable shoes.
 2. Lady Cub Master may wear casual as prescribed for Cub Masters.
- C. (Women) :**
- A Lady Cub Master and an Assistant Lady Cub Master shall wear uniform as follows:
- (i) **Salwar Kameez and Dupatta :** Steel Grey colour Salwar and Kameez of plain non-transparent material; length of the kameez shall be up to the knees; kameez shall have two patch pockets; and two side pockets half sleeves 8 cms above the elbow, with turned up

and stitched down cuffs, 4cm. wide, open sports collar with epaulettes, on both shoulders; Salwar and Kameez shall not be tight-fitted; Dupatta shall be steel grey in colour made of plain non-transparent material;

OR

Midi Skirt and Blouse : Steel Grey midi skirt made of plain non-transparent material; white blouse made of plain non-transparent material with two patch pockets, half sleeves 8 cms. above the elbow with turned up and stitched down cuffs. 4cms wide. open sports collar with epaulettes on both shoulders; blouse shall not be tight-fitted;

OR

Saree and Blouse : Steel grey saree made of plain non-transparent material; a steel grey blouse made of plain non-transparent material with two patch pockets. half sleeves 8 cms. above the elbow with turned up and stitched down cuffs 4 cms. wide, open sports collar with epaulettes on both shoulders. The blouse shall not be tight-fitted.

- (ii) **Belt :** Grey Nylex belt with the official buckle of the Bharat Scouts and Guides supplied by the National Association.
- (iii) **Scarf :** A scarf as prescribed for the Cub Master shall be worn.
- (iv) **Shoulder Badge :** A shoulder badge as prescribed for the Cub Master shall be worn.
- (v) **Membership badge :** Lady Cub Masters and Assistant Lady Cub Masters shall wear the badge as prescribed for men Cub Masters and men Assistant Cub Masters on the middle of the left sleeve.
- (vi) **World Scout Badge :** may be worn on the middle of the right sleeve.
- (vii) **Rank Badge :** Lady Cub Masters and Assistant Lady Cub Masters shall wear the cloth rank badge as prescribed for men Cub Master and Assistant Cub Masters respectively above the left pocket on salwar

and kameez, skirt and blouse and above right pocket for saree and blouse or on the side not covered by saree.

- (viii) **Socks** : Black Socks may be worn.
- (ix) **Footwear** : Black Leather or Black Canvas Close shoes may be worn.
- (x) **Metal Badge** : In Mufti, a metal badge of the Bharat Scouts and Guides may be worn.
- (xi) **Lanyard** : Grey Lanyard worn round the neck with a whistle tucked in left side pocket.
- (xii) **Hair Ribbon** : Black hair ribbon may be worn.
- (xiii) **Jewellery** : No jewellery shall be worn except those enjoined by religious custom. A haversack or Rucksack may be carried during outdoor activities.
- (xiv) **Over Coat, Mackintosh or Jacket** : A navy blue over coat, navy blue wind cheater or navy blue jersey, may be worn during winter season only.

6. **The Six System :**

- (i) A Cub Pack shall be divided into Sixes. Each Six may consist of 4 to 6 cubs, inclusive of Sixer and Second.
- (ii) Each Six shall bear the name of a colour chosen in consultation with the Sixer.
- (iii) Every member of the Six shall wear a shoulder patch of the colour on uniform. Shoulder patch is an equilateral triangular piece of cloth of Six's colour 4 cms **sides each**.
- (iv) **Senior Sixer** : A senior Sixer is one of the Sixer appointed by the Cubmaster. He shall wear uniform and badge as Cub and in addition he shall wear three armbands of blue wool or cotton piping 1 cm wide each 2 cms apart between the left shoulder and elbow; Senior Sixer shall assist Cub Master and Assistant Cub Master as directed.
- (v) **Sixer** : a Sixer is a Cub, Appointed as a Sixer by the Cub Master to lead a Six of Cubs. Sixer shall wear uniform as a Cub and in addition he shall wear two

armlets of blue wool or cotton piping 1 cm wide each 2 cms apart between the left shoulder and elbow :

- (vi) **Second** : Second is a Cub appointed by the Cub Master in consultation with the Sixer concerned. Second shall assist the Sixer and take his place in his absence. He shall wear uniform and badge as a Cub and in addition he shall wear one armlet of blue wool or cotton piping 1 cm wide between the left shoulder and the elbow.
- (vii) **Sixers' Council** : Sixers' Council shall consist of the Cub Master, **Assistant Cub Masters** of the Pack and Sixers; Second may be invited; it shall look after the internal affairs of the Cub Pack.

7. **CUB :**

- (i) A Boy who is a citizen of India and who has completed five but not more than 10 years of age is eligible to be registered as a **Cub Aspirant**.
- (ii) He will work for 3 months to the satisfactions **of the Cub Master** before investiture as Cub.
- (iii) **PRAVESH** Requirements :
 1. **Be able to tell the first jungle story.**
 2. Understand the meaning of Cub Law, Cub Motto, Cub Promise and Cub Greeting.
 3. Demonstrate correctly Cub Salute and left handshake.
 4. Offer daily prayers as told by parents.
 5. Do a daily Good-turn at home.
 6. Be able to Sing Cub Prayer
- (iv) He then makes Cub Promise to the Cub Master and is invested as a Cub.
- (v) He is eligible to wear Cub Uniform and Membership Badge. Membership badge is a cloth badge with blue background with Fleur- de-lis in yellow superimposed by Trefoil



with Ashoka Chakra also in yellow in the centre. Membership badge is worn in the centre of the pleat of the left pocket of the shirt or at the same place on the jersey. Membership badge shall be issued by the Local or District Association, as the case may be, on the recommendation of the Cub master.

Note :

- (a) The Cub Motto is DO YOUR BEST.
- (b) The Cub Prayer Song (Ham Hain Chhote Chhote Bal-Should be adopted and practised.)
- (c) The Cub Promise is :

“I promise to do my best
To do my duty to God* and my country
To keep the Cub Law and
To do a Good-turn every day.”

* The word ‘Dharma’ may be substituted for the word “God” if so desired.

- (d) The Cub Law is:
 - (i) **A Cub is obedient.**
 - (ii) **A Cub is clean and polite.**
- (e) The Cub salute is given by raising the right arm smartly to the level of the shoulder, palm to the front, first two fingers stretched apart, first finger touching the forehead and the thumb pressing on the last two fingers. After the salute the arm is smartly brought down.

8. **Cub Uniform** : A Cub shall wear uniform as given below.

- (i) **Shirt** : A steel Grey shirt with two patch pockets with shoulder straps, with half sleeves or rolled up sleeves. The sleeves may be turned down in cold weather.
- (ii) **Shorts** : Navy blue shorts.
- (iii) **Head-Dress** : A blue cap with yellow piping and logo of wolf cub supplied by the National Association. A Sikh may wear dark blue turban with logo of wolf cub supplied by National Association. [A turban badge in place of cap badge may be introduced by National Association.]

- (iv) **Scarf** : A triangular scarf of the Group colour other than green, purple or yellow and pattern approved by the Local or District Association as the case may be, shall be worn round the neck over the collar and shoulder straps with the Group woggle, other than Gilwell woggle. Two sides of the scarf shall have each a minimum length of 70 cms and maximum of 80 cms.
- (v) **Belt** : Grey Nylex belt with official buckle of the Bharat Scouts & Guides Supplied by the National Association.
- (vi) **Shoulder Patch** : An equilateral triangular piece of cloth of six's colour base of which shall be 4cms in length, sewn at the top of left sleeve Immediately below the shoulder badge with point upwards.
- (vii) **Shoulder Badge** : A Shoulder Badge of 6 to 8 cms. Length and 1.5 cms. width with white background and red border and the serial number and name of the Group in red letters shall be worn on both the shoulders immediately below the seam with little curve.
- (viii) **Membership Badge** : A cloth badge with blue background and Fleur-de-lis in yellow superimposed by the Trefoil with Ashoka Chakra also in Yellow in the centre shall be worn in the centre of the pleat of left pocket of the shirt or at the same place on jersey.
- (ix) **World Scout Badge** : Should be worn in the centre of the pleat of the right pocket of the shirt.
- (x) **Stockings** : Black socks below the knee may be worn.
- (xi) **Footwear** : Black shoes with lace.
- (xii) **Over Coat, Blazer or Jacket** : A Navy Blue coloured overcoat or a navy blue Blazer or a navy blue jacket may be worn, during winter season only.
- (xiii) **Metal Badge** : in mufti, a metal badge of the Bharat Scouts & Guides may be worn.
- (xiv) **A name stripe** - The name stripe containing "The Bharat Scouts & Guides" supplied by National

Headquarters may be worn on just above the **right pocket** of the shirt. The size of the stripe should be 11cm X 2cm, the right corner of which should be tri colour of National Flag of the size of 3cm x 2cm and rest for the Title of 'The Bharat Scouts & Guides'.

Casual Wears : A working uniform /field activity uniform as optional item With Deep Blue Jeans/Trousers or shorts with plain sky blue T-shirts with collars having a pocket super imposed with scout Emblem of BSG and a deep blue Colour "P" cap with BS&G emblem at the centre may be worn during the field activities along with black sports shoes.

Note: P-Cap is not permissible in uniform

9. **Scheme of Advancement of a Cub :**

1. A Boy can be registered as a Cub Aspirant on completion of five years of age and invested after working for at least three months and completed the requirements of the Pravesh test.
2. A Pravesh Cub will work at least for three months to qualify for Pratham Charan.
3. A Pratham Charan Cub will work atleast for three months to qualify for Dwitiya Charan.
4. A Dwitiya Charan Cub will work for at least nine months to qualify for Tritiya Charan badge.
5. A Tritiya Charan Cub will work for atleast nine months to qualify for Chaturtha Charan.
6. A Chaturth Chran Cub having earned totally six proficiency badges one badge each in Tritiya Charan and Chaturth Charan, remaining four badges to be earned from the proficiency badge groups not earned earlier. He may be awarded a special badge called "Golden Arrow" before completing ten years of age.
7. For Pravesh and Pratham Charan the Cub Master will arrange for training and testing.
8. From Dwitiya Charan onwards and for Proficiency Badges Training Counsellors will arrange testing.

10. Tests for Pratham Charan :



1. Know how to keep personal effects (Clothes, footwear etc.) neat and tidy and be able to sew buttons on garments.
2. Learn to pray before meals.
3. Do daily good - turn at home and at school.
4. Do knee bending and toe touching exercises regularly and maintain good health habits.
5. Practice any two of the following physical activities.
(a) Somersault (b) leap frog (c) hopping (d) skipping
(e) balance walk (f) Throw and catch a ball from three meters.
6. Make a collection of **five different leaves and flowers. Paste and label them in a scrap book.**
7. Be able to tell time by clock.
8. **Know whipping, tie a Reef knot and Clove hitch and learn their uses.**
9. Demonstrate any three of the following:
 - (a) Climb up a tree or a rope.
 - (b) Ride a bicycle safely.
 - (c) Write address and affix stamps on an envelope for posting.
 - (d) What to do, when the National Flag is flown and the National Anthem is sung or played.
 - (e) Find out the meaning of the Badge given at the time of Investiture.
 - (f) Use of basic Communication device (telephone, cell phone, web phone, Internet)
10. Be able to sing Cub Prayer, **National Anthem** and BSG Flag song.
11. **Be able to tell the Jungle Story upto Kaa's Hunting.**
12. **Know Jungle Dance - Baloo and Kaa Dance.**
13. **Attend at least 8 pack meetings.**

14. **Be able to tell the name, address and telephone/mobile numbers of their parents.**

Note :

- a. **On Completion of the Tests. A Pravesh Cub shall be awarded the Pratham Charan Badge by the Local Association or District Association, as the case may be on the recommendation of the Cub Master.**
- b. **It will be worn above the Bharat Scouts and Guides name stripe or at the same place on jersey.**
- c. **Pratham Charan Badge is a cloth badge. The background shall be blue in colour and the star shall be a five pointed star in white.**

11. **Tests for Dwitiya Charan :**



1. Know from your parents about a few important people in your village/locality and tell about them to Cub master.
2. Learn from your parents about care to be taken of brittle, sharp and valuable things in the house.
3. Prepare a handicraft out of waste material or do clay modeling.
4. Observe flowers in the garden. Trees in the locality/mohalla and make a chart fixing ten flowers and ten leaves in a chart.
5. Be able to preserve things collected by you.
6. Tie a Sheet bend and a Fisherman's knot and show their uses.
7. Render First aid for small cuts, burns and scratches.
8. Along with your Six, do a Good-turn in school/locality under the supervision of the Cub master.
9. Demonstrate ANY THREE of the following.
 - a) **Maintain your own bed daily for at least a month.**
 - b) Know the importance of the National Flag.

- c) **Sow seeds and grow a plant. Growth may be recorded and reported to the Cub Master OR Prepare a Bird feeder OR a fountain and maintain it for two months.**
 - d) Draw or paint a picture of any subject of your choice.
 - e) Trim, fill, light and put off a hurricane / lantern, **light a candle with match box OR** know the use of Emergency light and how to charge it.
 - f) Run for five minutes or cycle for three minutes along a prescribed route with verbal message of not less than ten words and deliver it correctly.
10. **Participate in at least two All Faiths Prayer Meetings.**
 11. **Participate in Kim's Game.**
 12. **Know about Bagheera Dance.**
 13. **Know about the 3Rs of conservation i.e. Reduce, Recycle and Reuse.**
 14. Follow a trail not less than half a kilo meter and not exceeding one kilo meter.
 15. Attend at least eight pack meetings as Pratham Charan Cub.

Note : On completion of the tests, a Pratham Charan Cub will be awarded the Dwitiya Charan Badge by the Local Association or the District Association, as the case may be, on the recommendation of the Training Counsellor or examiner appointed by the Badge Committee, who arranged the testing. Dwitiya Charan Badge is a cloth badge. The background shall be blue in colour, containing two five-pointed stars in white. It shall replace on Uniform the Pratham Charan Badge.

12. **Tests for Tritiya Charan :**



1. **Prepare and present a useful handicraft preferably for a differently abled person in the locality.**
2. Know the eight principal points of a compass.

3. **Have Knowledge of your village/town regarding nearby Railway Station, Bus Stand, Bank, Post Office, Hospitals, Schools and Colleges.**
4. Render First aid for sprains, stings and be able to clean a wound.
5. Participate in a Pack Good - turn activity by adopting a public place.
6. Participate successfully in at least three sense training games.
7. Go on a day hike with your pack.
8. Help a younger child in habits of cleanliness.
9.
 - a. Know how to welcome and receive a guest in a social way.
 - b. **Prepare and serve cold or hot drink.**
 - c. **Prepare a Greeting Card for special occasion**
10. Qualify for one of the following Proficiency Badges.
 - (a). Observer (b) Team Player
 - (c) Home Craft (d) **Entertainer** (e) Guide
 - (f) **Computer Awareness.**
11.
 - (a) Know the wood craft signs and traffic signs.
 - (b) **Know the rules of Road safety as a pedestrian and a cyclist.**
 - (c) follow a marked track for one kilo meter.
12. **Know Tabaqui Dance.**
13. Attend at least 8 pack meetings after Dwitiya Charan.

Note : On completion of the tests a Dwitiya Charan Cub will be awarded the Tritiya Charan Badge by Local Association or District Association as the case may be, on the recommendation of the Training Counsellor or examiner appointed by the Badge Committee who arranged the testing. Tritiya Charan Badge is a cloth badge. The background shall be blue in colour containing three five pointed stars in white. It shall replace on the uniform Dwitiya Charan Badge.

13. Tests for Chaturtha Charan :

1. Observe a pet **bird** or animal and take care of it at least for three months.



2. Participate in an overnight Pack Camp.
3. Participate in a Pack Expedition.
4. Tie a Bowline, a Round turn and two half hitches and show their uses.
5. Open a small Savings Account at Post Office or Bank or **plant at least two tree saplings in your locality and ensure their growth for at least six months.**
6. Participate in a religious function **and share your experience with your Cub Master.**
7. Qualify for one of the following Proficiency Badges not earned earlier.
 - (a). World Conservation (b) First Aider (b) Cyclist (d) Gardener (e) **Book Binder** (f) **Heritage** (g) **Free Being Me.**
8. **Observe a Scout Patrol/Troop meeting in your locality for a month and discuss your observation with your Cub Master Or Collect addresses of five Scouts in the locality and submit to the Cub Master.**
9. Be able to tell about two national Heros / Freedom Fighters
10. **Participate in “Free Being Me Project of WAGGGS.**
11. **Gain Knowledge and practice simple Yoga in daily life.**
12. **To know from the Cub Master any two bites from Wolf Cub’s Handbook.**
13. **Know the Sher Khan death dance.**
14. **Attend at least eight pack meetings after qualifying for Tritiya Charan.**

Note:

- a. **On completion of the tests a Tritiya Charan Cub will be awarded the Chaturtha Charan Badge by Local Association or District Association, as the case may be, on the recommendation of the Training Counsellor or examiners appointed by the Badge Committee.**

- b. **Chaturtha Charan Badge** is a cloth badge. The background shall be blue in colour containing three five pointed stars with an arrow below them, all in white. It shall replace on uniform the Tritiya Charan Badge.
- c. **The Chaturtha Charan Badge** will be presented along with a certificate signed by the State Chief Commissioner.

14. **Cub Proficiency Badges**

- (a) A Tritiya Charan Cub may earn any or all remaining Proficiency Badges:
- (b) Proficiency Badges are divided into five groups as follows:

- | | |
|--|---|
| Group I : CHARACTER | <ul style="list-style-type: none"> 1. Collector, 2. Gardener, 3. Observer, 4. Entertainer, 5. Story Teller. 6. Free Being Me |
| Group II : PHYSICAL HEALTH | <ul style="list-style-type: none"> 1. Athlete, 2. Cyclist, 3. Swimmer, 4. Team Player. |
| Group III : HANDICRAFT | <ul style="list-style-type: none"> 1. Artist, 2. Home craft, 3. Toy maker, 4. Book Binder. 5. Needle Worker |
| Group IV : SERVICE | <ul style="list-style-type: none"> 1. Cook, 2. First Aider, 3. Guide, 4. House Orderly. |
| Group V : Conservation and Technology | <ul style="list-style-type: none"> 1. Conservation. 2. Heritage Badge 3. Computer Awareness. |

- (c) Syllabus for the Proficiency Badges is as given in the Appendix.
- (d) All Proficiency Badges shall be worn on right arm in parallel rows.

15. Golden Arrow Badge

- a) A Chaturth Charan Cub having earned totally six proficiency badges, one badge each in Tiritiya Charan and Chaturth Charan, remaining four badges to be earned from the proficiency badge groups not earned earlier. He may be awarded a special badge called "Golden Arrow" before completing ten years of age. The Badge will be on blue background with golden border with a prominent golden arrow with Bharat Scout and Guides Emblem in the centre. The Golden Arrow Badge shall be worn on the centre of the left sleeve. Golden Arrow badge is presented by the President of Bharat Scouts and Guides along with the certificate signed by the **Chief National Commissioner**.The image shows the Golden Arrow Badge, which is a blue square with a golden border. In the center is the Bharat Scout and Guides Emblem, a golden arrow pointing to the right. Below the emblem is a golden arrow pointing to the right.
- b. The **Chief National Commissioner** who is the final authority to grant golden arrow badge and certificate on recommendation from the State Chief Commissioner.
- c. The **Chief National Commissioner** shall issue suitable directives from time to time in respect of Golden Arrow Badge.
- d. The State Association will organise a re-test camp under the supervision of the State Organising Commissioner (Scouts)
- e. A Cub Master who is advanced trained and has a valid warrant will be competent to produce Golden Arrow Cub.

- f. All proficiency badges must be tested by the independent examiners appointed by the Badge Committee of Local Association / District Association and required details should be given in the registration forms as supplied by the National Headquarters.
- g. Unit Leader is not eligible to work as independent examiner of the same unit
- h. A Cub should have completed not more than ten years of age at the time of submission of his Golden Arrow registration form to concerned Regional Headquarters
- i. There will be no limit for the eligible Cubs to be recommended by the Cub Master from his unit for Golden Arrow Badge.

16. **Camps for Cubs :**

- (i) Only a Cub who has earned Pratham Charan Badge and **completed seven years of age only is eligible to attend a camp.**
- (ii) A Cub Pack camp shall not ordinarily last for **more than three nights.**
- (iii) A Cub Pack Camp shall normally be conducted in permanent shelter/**tents** with ample safety measures.
- (iv) **In order to regulate proper arrangement for camp/ trek or hike "Permit Card" signed by the Cub Master shall be issued. The concerned District Organising Commissioner shall issue 'permit card' only to the Cub Master in charge of the Pack.**
- (v) No Cub camp shall be held outside the State except with the written permission of the concerned State Commissioner.
- (vi) There shall be not less than two adult leaders for a Cub Camp: there may be one adult for every six Cubs in a Camp.
- (vii) No Cub Master or Assistant Cub Master shall conduct a Cub Camp without prior written permission of the concerned District Commissioner.

CHAPTER II


SCOUT SECTION

14 Programme Ideals

By the time a boy completes the full course of the Scout Programme, he will be able to:

1. **develop his character to become healthy & efficient.**
2. **accept and follow the rudiments of good citizenship.**
3. **undertake practices and improve skills essential to become self-reliant and prepare himself to use them for helping others.**
4. **undertake collective activities and challenges, which contribute for his all-round development.**
5. **be aware of his potentials and use them in service to the community.**
6. **improve his skills of observation to appreciate the wonders of nature and develop a sense of expressing reverence towards nature by nurturing it.**
7. **make things useful for others.**
8. **realise that public property is his property as well and attempt to look after it.**
9. **identify himself as an Integral part of his community and realise his duty to country.**
10. **improve future Scouting skills to undertake adventurous activities and develop love for adventure**
11. **understand our National Heritage and Culture and determine to keep them up.**
12. **undertake individual and collective practices to conserve nature resources and prepare to educate others in this respect.**
13. **develop the qualities of a dynamic leader and participate doing his best effectively in all leadership opportunities made available to him.**
14. **study about his country & people and contribute for the cause of National Integration.**

1. **Scout** : A boy who is a citizen of India and who has completed 10 but not 17 years of age is eligible to become a Scout, provided he subscribes to the Scout Promise and the Scout Law and becomes a member of Scout Troop. If a Scout continues to be in the School he should be allowed to remain in the unit till he is 18 years of age.



2. **Scout Troop** :

- (i) A Scout Troop shall consist of not less than 12 and not more than 32 Scouts.
- (ii) A Scout Troop shall be a unit of a Group of Cub Pack, Scout Troop and Rover Crew provided, however where there is no such Group, a Scout Troop shall be treated as a Group.
- (iii) Every Scout Troop shall be registered in accordance with the procedure prescribed.
- (iv) Every Scout Troop shall have a name. Where a Scout Troop is a unit of a Group it shall take the name of the Group. A Group may be named after the locality, the institution or **any great Personalities (male)** of India. Every Group shall also have a serial number assigned by the Local or District Association, as the case may be.

3. **Scout Master and Assistant Scout Master:**

- (i) There shall be a Scout Master for each Scout Troop. There may be one or more assistant Scout Master for a Scout Troop at the rate of **one Assistant Scout Master for Eight Scouts**.
NB. Wherever Scout Master Comes, it may also be read as Lady Scout Master.
- (ii) Scout Master and Assistant Scout Master shall function subject to general supervision of the Group Leader where there is a Group. Scout Master shall be responsible for the management of the affairs of Scout Troop; **he shall however, delegate matters of discipline, administration and finance to the Court -of - Honour, Assistant Scout Master shall assist the Scout Master.**

- (iii) Scout Master / Lady Scout Master / Assistant Scout Master/ Assistant Lady Scout Master shall be appointed by the State Chief Commissioner on the recommendation of the **Local Association or District Association** as the case may be and the concerned in charge Assistant District Commissioner for Local Association or District Commissioner and District Chief Commissioner.
- (iv) On appointment Scout Master and Assistant Scout Master shall be issued each with a Warrant.

4. **Qualification for Scout Master and Lady Scout Master and Assistant Scout Master and Assistant Lady Scout Master.**

- (i)
 - (a) A person who has completed 21 years of age is eligible for appointment as a Scout Master.
 - (b) A person who has completed 18 years of age is eligible for appointment as an Assistant Scout Master.
- (ii) He/She must possess **Intermediate (10 + 2)** or an equivalent Certificate. Provided however, in exceptional cases exemption from educational qualification may be granted by the State Chief Commissioner on the recommendation of concerned in charge Assistant District Commissioner/District Commissioner and District Chief Commissioner.
- (iii) He/She must be a person of good character, conduct and antecedents.
- (iv) He/She must have knowledge of Scout Movement and its methods, in particular an appreciation of its religious and moral basis and A.P.R.O. in its application to his/her work.
- (v) He/ She must be a person with special aptitude to deal with young boys.
- (vi) He/She must have satisfactorily completed a period of training prescribed by the National Association.

5. **Uniform for Scout Master and Assistant Scout Master :**

- (i) **Shirt :** A steel Grey shirt with two patch pocket with shoulder straps, with half or rolled up sleeves; sleeves may be turned down in cold weather
- (ii) **Shorts or Trousers :** Navy blue shorts or trousers shall be worn.
- (iii) **Head- Dress :** Dark blue beret cap with the official cap badge supplied by the National Association. A Sikh may wear a blue turban with the official cap badge. Head dress is compulsory during ceremonies.
- (iv) **Belt :** Grey Nylex belt with official buckle of the Bharat Scouts & Guides supplied by the National Association.
- (v) **Scarf :** A Triangular scarf of the group colour other than yellow, green and purple and pattern approved by Local or District Association as the case may be, shall be worn round the neck over the collar and shoulder straps with the group Woggle, other than Gilwell Woggle. Each of the two sides of Scarf shall have a minimum length of 70cms. or a Maximum of 90cms.
- (vi) **Shoulder Badge :** A shoulder Badge of 6 to 8 cms. Length and 1.5cms. width with white background and red border the serial number (optional,) name of the group/ District/ State in red letters shall be worn on both the shoulders immediately below the seam with a little curve.

Note : Members of the Group which consists of Sea Scouts or Air Scouts shall not include on shoulder badge the words "Sea Scout" or "Air Scout" ; instead. a white slip with the Words "Sea Scout" or Air Scout" in red colour supplied by the National Association Shall be worn on shoulder straps on both sides.

- (vii) **Membership Badge :** A cloth badge with green background with Fleur-de-lis in yellow superimposed by the Trefoil with Ashoka Chakra also in yellow in the centre shall be worn in the centre of the pleat of the left pocket of the shirt.
- (viii) **World Scout Badge :** World Scout Badge should be worn in the centre of the pleat of the right Pocket of shirt.

- (ix) **Rank Badge** : Scout Master shall wear a cloth rank badge of the Bharat Scouts & Guides Emblem of green colour with green border with Fleur -de - lis, Trefoil and Ashoka Chakra in yellow and Assistant Scout Master shall wear cloth rank badge of the Bharat Scouts & Guides Emblem of green colour with red border with Fleur -de-lis, Trefoil and Ashoka Chakra in yellow. The badge shall be worn with its base 4 cms. above the left pocket.
- (x) **The Name stripe** containing “The Bharat Scout & Guides” supplied by National Headquarters may be worn on just above the right pocket of the shirt. The size of the stripe should be 11cm x 2cm, the right corner of which should be tri colour of National Flag of the size of 3cm x 2cm and rest for the Title of ‘The Bharat Scouts & Guides’.
- (xi) **Socks or Stockings** : Black Socks or Stockings may be worn, Stockings should be rolled down below the knees with green garter tabs 1.5cm visible from outside stockings will be worn with shorts only.
- (xii) **Socks** : Black socks may be worn.
- (xiii) **Footwear** : Black shoes (leather or canvas) with laces to be worn.
- (xiv) **Over Coat, Mackintosh or Jacket** : A navy blue overcoat, navy blue blazer, navy blue wind cheater or navy blue jersey, may be worn during winter season only.
- (xv) **Metal Badge** : In mufti, a metal badge of the Bharat Scouts & Guides may be worn.
- (xvi) **Lanyard** : Grey Lanyard worn round the neck with a whistle tucked in the left pocket of the shirt.
- (xvii) A Haversack or Rucksack may be carried during outdoor activities.

Casual Wears

1. Working Casual wear. Working uniform or field activity uniform as optical items with the deep blue jeans/trousers/shorts with plain sky blue colour

T-Shirt with collar, having a pocket super imposed with Scout emblem and dark blue 'P' cap with BSG Emblem at the center may be worn during the field activity along with comfortable shoes.

2. A white plastic name plate of 8 cm length X 2 cm width inscribing the name of Adult Leader in black colour shall be worn above the right pocket of the shirt just below the BSG strip.
3. Small pouch designed by NHQ may be worn on the belt.
4. World Brotherhood woggle may be either leather or cane with uniformity of colour.

5 a. **Uniform of Lady Scout Master and Assistant Lady Scout Master :**

Lady Scout Master and Assistant Lady Scout Master will wear uniform as given for Lady Cub Master and Assistant Lady Cub Master respectively with differences as follows.

Rank Badge : Rank Badge as prescribed for Scout Master and Assistant Scout master.

Scarf : A scarf as prescribed for the Scout Master and Assistant Scout Master.

Shoulder Badge : Shoulder Badge as prescribed for Scout Master and Assistant Scout Master.

b. **Uniform for Air Scout Master and Assistant Air Scout Master:**

All Air Scout Masters and Assistant Air Scout Masters shall wear uniform as for a Scout Master and an Assistant Scout Master respectively. He shall also wear the Air Scout Badge 4 cms. above the right pocket.


c. **Uniform for Sea Scout Master and Assistant Sea Scout Master :**

Sea Scout Master and Assistant Sea Scout Master shall wear uniform as for a Scout Master and an Assistant Scout Master respectively. He shall also wear the Sea Scout Badge 4 cms. above the right pocket.

6. The Patrol System :


- (i) A troop shall be divided into patrols. Each patrol will have patrol corner, patrol song, patrol yell, patrol sign, patrol cry, patrol flag.
- (ii) a. Each patrol may consist of six to eight scouts inclusive of Patrol Leader and Second.
b. **Each Patrol shall bear the name of an animal/ bird chosen from Scouting For Boys in consultation with the Patrol - in Council and every member of the Patrol shall wear the shoulder stripes of the Patrol on the uniform.**

- (iii) **Troop Leader :-** One of the Patrol Leaders with experience of not less than six months as a Patrol Leader, preferably with Dwitiya Sopan Badge. may be appointed



as Troop Leader by the Scout Master in consultation with the Court-of -Honour. He shall wear the Scout Uniform and in addition wear three green vertical stripes made of wool or cotton 6 cm long and 1.5 cm wide on the left pocket. The middle shall be under the membership badge and other two on either side of the Badge and Troop Leader's Badge above Service star worn above the left pocket of the shirt or at the same place on Jersey. He offers active assistance to the Scout Master and Assistant Scout Master and takes charge of the unit in the absence of the Adult Unit Leaders. Troop Leader's Badge is rectangular Badge with emblem in yellow on green background with a yellow ring round it and three green vertical stripes to the left of the emblem.

- (iv) **Assistant Troop Leader :** One of the patrol Leaders with not less than six



months service as a Patrol Leader, preferably with Dwitiya Sopan Badge, may be appointed as Assistant Troop Leader by the Scout Master in consultation with the Court of Honour. He shall wear the Scout Uniform and in addition wear two green stripes on the left pocket and Assistant Troop Leader's Badge above Service star worn above the left pocket of the shirt or at the same place on jersey. Assistant Troop Leader assists Troop Leader as directed. Assistant Troop Leader's Badge is a rectangular badge with emblem and ring around it in green colour and three green vertical stripes to the left of the emblem.

- (v) **Patrol Leader :** There shall be a Patrol Leader for each patrol. A Patrol Leader is a Scout appointed as Patrol leader by the Scout Master in consultation with the Court-of-Honour and the concerned patrol to lead the patrol of Scouts. He shall wear Scout uniform and in addition wear two green stripes made of wool or cotton 6cms long and 1.5cms wide on either side of the membership badge on the left pocket. He shall carry the Patrol Flag.
- (vi) **Second :** There shall be a Second for each patrol. A Second is a Scout selected by the Patrol Leader with approval of the Scout Master and the Court of Honour. He shall assist Patrol Leader and take his place in his absence. He shall wear Scout uniform and in addition one green stripe made of wool or cotton 6cms long and 1.5cms wide on the right hand side of the membership badge on the left pocket.
- (vii) **Court-of-Honour :** There shall be a Court - of- Honour for every Troop. The Court-of- Honour shall consist of Troop Leader, Assistant Troop Leader and Patrol Leaders, Seconds may be admitted as members of the Court -of- Honour except when matters of discipline are dealt with Troop Leader, Assistant Troop Leader or one of the Patrol Leaders elected shall function as the Chairman and one of the members shall function as Secretary. The Court-of-Honour shall plan the activities and deal with internal matters of

the Troop and also matters of finance and discipline. The Scout Master and Assistant Scout Master shall act as advisers.


- (viii) **Patrol-in-Council** : There shall be a Patrol-in-Council for every Patrol. The Patrol-in-Council shall consist of all members of the Patrol. Patrol Leader shall be the chairman. The Patrol-in-Council shall deal with all affairs of the Patrol.

7. Scout :

- (1) A boy who is a citizen of India and who has completed 10 years but not completed 17 years of age is eligible to become a Scout **Aspirant**.
- (2) (i) **A Scout Aspirant** shall complete Pravesh requirement and will work for three months to the satisfaction of the Scout Master before being invested as a Scout.
- (ii) **PRAVESH Requirements**
1. (i) **Have brief information of the origin of Scouting along with definition, purpose principles and method of the Bharat Scouts and Guides.**
 - (ii) **A Scout Aspirant must have holistic knowledge of the movement.**
 2. Scout Promise and Law.
 3. Scout Motto, Sign, Salute and left hand shake.
 4. Daily good turn at home and maintain a diary at least for a month.
 5. Know the parts of Scout Uniform and how to wear it correctly.
 6. Know the composition and significance of the National Flag, the Bharat Scouts & Guides Flag and the World Scout Flag and Flag Etiquette.
 7. Sing correctly National Anthem, BSG Prayer and BSG Flag Song. **Know about the composer, duration and meaning of the song.**

8. Attend at least four Troop Meetings.
 9. **Undertake a 4 hour purposeful outing with his Patrol.**
- (iii) He then makes the Scout Promise to the Scout Master and is invested as a Scout. He is eligible to wear Scout uniform and Membership Badge.

The Membership Badge is a cloth badge with green background and Fleur-de-lis in yellow superimposed by the Trefoil with Ashoka Chakra also in yellow in the centre. The badge is worn in the centre of the pleat of the left pocket of shirt or at the same place on jersey. Membership badge shall be issued by the Local or the District Association as the case may be, on the recommendation of the Scout Master.



Note (a) Scouts should be given opportunity so that they acquire the habit of doing at least one Good Turn every day.

(b) **THE SCOUT PROMISE :**

“On my honour, I promise that I will do my best
To do my duty to God* and my country,
To help other people and
To obey the Scout Law’

* The word ‘Dharma’ may be substituted for the word ‘God’, if so desired.

(c) **THE SCOUT LAW :**

- (i) A Scout is Trustworthy.
- (ii) A Scout is loyal.
- (iii) A Scout is a friend to all and a brother to every other Scout.
- (iv) A Scout is courteous.

- (v) A Scout is a friend to animals and loves nature.
- (vi) A Scout is disciplined and helps protect public property.
- (vii) A Scout is courageous.
- (viii) A Scout is thrifty.
- (ix) A Scout is pure in thought, word and deed.

(d) **MOTTO :**

The Scout motto is “ Be Prepared”. This has to be achieved by being physically strong, mentally awake and morally straight.

(e) **SIGN :**

The Scout sign is given by raising the right hand in level with the shoulder, palm to the front with three fingers stretched together and the thumb closing on the little finger.

(f) **SALUTE :**

The Scout Salute is given by raising the right arm smartly to the level of the shoulder, palm to the front with three fingers stretched together, the first touching the forehead **above the centre of right eye brow** and thumb closing on the little finger. After salute the arm is smartly brought down. If a stick or thumb stick is carried, it must be passed to left hand or kept under left arm pit. When a staff is carried the salute is given with left forearm bent at right angle at elbow with three fingers open, thumb closing on the little finger palm down wards, the first finger touching the staff. When hands are occupied, the salute is given by eyes left or right as the case may be.

8. **SCOUT UNIFORM :** A Scout shall wear uniform as follows :-

- (i) **Shirt :** A steel Grey shirt with two patch pockets with shoulder straps with Half or rolled up sleeves, sleeves may be turned down in cold weather.
- (ii) **Shorts or Trousers :** Navy blue shorts or trousers shall be worn. But at the time of Rashtrapati Scout Testing camp and Rashtrapati Award Rally-Trousers

are compulsory. Trousers shall neither be loose fitting nor tight fitting and shall have two side pockets and one back pocket.

- (iii) **Head- Dress :** Dark blue beret cap with the official cap badge supplied by the National Association. A Sikh may wear a blue turban with the official cap badge Head Dress is compulsory during ceremonies.
- (iv) **Belt :** Grey Nylex belt with official buckle of the Bharat Scouts & Guides supplied by the National Association.
- (v) **Scarf :** A triangular scarf of the Group colour other than green, purple or yellow and pattern approved by the Local or District Association as the case may be, shall be worn round the neck over the collar and shoulder straps with the Group woggle, other than Gilwell woggle. Each of the two sides of scarf shall have a minimum length of 70cms and a maximum of 80cms.
- (vi) **Shoulder badge :** A shoulder Badge of 6 to 8 cms x 1.5 cm with white background and red border the serial number and name of the Group in red letters shall be worn on both the shoulders immediately below the seam with a little curve.

Note : Members of the Group which consists of Sea Scouts or Air Scouts shall not include on shoulder badge the words "Sea Scout " or "Air Scout" instead, a white slip with the words " Sea Scout " or Air Scout" in red colour supplied by the National Association shall be worn on shoulder straps on both sides.

- (vii) **Shoulder stripes :** Two Shoulder stripes indicative of the colour and name of the patrol as shown in Scouting for Boys, each 5 cms long and 1½ cms wide stitched horizontally, each 2 cms apart on a square shape steel grey cloth. This patch shall be worn at the top of the left sleeve immediately below the Shoulder Badge.

Note : If there is Ambulance man badge then, Shoulder stripes shall be worn below the Ambulance man badge.

- (viii) **Membership Badge :** A Cloth badge with green background and Fleur- de - lis in yellow superimposed

by the Trefoil with Ashoka Chakra also in yellow in the centre shall be worn in the centre of the pleat of the left pocket of the shirt.

- (ix) **Socks or Stockings** : Black Socks or Stockings may be worn, Stockings should be rolled down below the knees with green garter tabs 1.5cm visible outside Stockings will be worn with shorts only.
- (x) **World Scout Badge** : World Scout Badge should be worn in the centre of the pleat of the right pocket of the shirt.
- (xi) **Footwear** : “ Black shoes (leather or canvas) with laces may be worn” .
- (xii) **Over Coat, Blazer or Jacket** : A navy blue overcoat or navy blue Blazer or navy blue wind cheater may be worn in the winter season only.
- (xiii) **Metal Badge** : In mufti, a metal badge of the Bharat Scouts & Guides may be worn.
- (xiv) **Lanyard** : Grey lanyard worn round the neck with a whistle tucked in the left pocket of the shirt. Knotting rope of 3 mtrs. of standard size shall be worn in the uniform.
- (xv) A Haversack or Rucksack may be carried during out door activities.
- (xvi) The name stripe containing “The Bharat Scouts & Guides” supplied by National Headquarters may be worn on just above the right pocket of the shirt. The size of the stripe should be 11cm x 2cm, the right corner of which should be tri colour of National Flag of the size of 3cm x 2cm and rest for the Title of The Bharat Scout & Guides’.

Uniform for Sea Scout : Sea Scout shall wear uniform as for a Scout. He shall also wear the Sea Scout Badge 4cms. above the right pocket.

Uniform for Air Scout : Air Scout shall wear uniform as for a Scout. He shall also wear the Air Scout Badge 4cms. above the right pocket.

Working Casual wear. Working uniform or field activity uniform as optional items with the deep blue jeans/ trousers/shorts with plain sky

blue colour T-Shirt with collar, having a pocket super imposed with Scout emblem and dark blue 'P' cap with BS&G Emblem at the center may be worn during the field activity along with comfortable shoes.

9. **Scheme for Advancement of a Scout :**

Having worked for at least three months and attended four Troop Meetings a Scout Aspirant can be invested as a Scout on completion of Pravesh Test.

- (i) A Pravesh Scout will work at least for six months to qualify for Pratham Sopan.
- (ii) A Pratham Sopan Scout will work for at **least six months** to qualify for Dwitiya Sopan.
- (iii) A Dwitiya Sopan Scout will work for at **least six months** to qualify for Tritiya Sopan.
- (iv) A Tritiya Sopan Scout will work for at least nine months to qualify for Rajya Puraskar Badge.
- (v) A Rajya Puraskar Scout shall work for twelve months to appear for Rashtrapati Scout Award Test.
- (vi) **Efficiency Cords:**

- 1. **Scout Efficiency Cords are made of chiffon Threads specially designed, supplied by N.H.Q. It will be worn under the right shoulder strap extending the cord to the top of right pocket stitched horizontally just above the BSG Stripe.**
- 2. **After Dwitiya Sopan Badge, a Scout may earn more proficiency badges.**
- 3. **If a Dwitiya Sopan Scout earns six proficiency badges in all shall be awarded Blue Cord by the Assistant Dist. Commissioner.**
- 4. **If a Tritiya Sopan Scout earns twelve proficiency badges in all shall be awarded Green Cord by the Dist. Commissioner**
- 5. **If a Rajya Puraskar Scout earns eighteen proficiency badges in all shall be awarded Golden Cord by the District Chief Commissioner.**

(viii) **JUNGLE GOPH :**

- a. After the Rashtrapati Award, a Scout is eligible to earn Jungle Goph Cord which will be presented by the Dist. Chief Commissioner.
- b. Among the below mentioned Proficiency Badges, he has to qualify five Proficiency Badges not earned earlier: Back woodsman, Civil Defence, Map Maker, Archer, Meteorologist, Camper, Climber, Pioneer, Rescuer, Signaller, Explorer, Herbalist, Hiker, Naturalist, Stalker, Tracker, Fireman, and Swimmer.
- c. A Jungle Goph Cord is of Olive Green colour and will be worn in place of Gold Cord.

10. **Tests for Pratham Sopan**

1. **LOOKING AFTER YOURSELF:**



- a) Be able to tell correctly "your duties at home".
- b) Be able to make your bed.
- c) Know the health rules regarding personal cleanliness.
- d) Learn B.P. Six exercises and practice Yoga/ Asana/Surya Namashkar.
- e) Stitch a button.
- f) Clean / Polish canvas/ leather shoes.
- g) Make a personal First Aid kit and know its contents.

2. **DISCIPLINE :**

- a) Learn about your Patrol, its Flag, Yell, Song, Cry, Patrol Corner, Patrol Call and participate in Patrol in Council
- b) Learn & practice Hand & Whistle Signals.
- c) **Foot Drill: Savdhan, Vishram, Aramse, Dahiney, Bayen & Pichey Mud.**
- d) Participate in a Troop & Patrol game.

3. **ROPE WORK :**

- a) Whip the end of a rope.
- b) Tie & demonstrate the use of the following knots:
Reef knot, Sheet Bend, Clove Hitch, Bowline, Sheep Shank, Fisherman Knot, Round Turn & Two Half Hitches.
- c) **Tie and demonstrate Sheer Lashing Mark I and Mark II.**
- d) Make a gadget or handicraft useful at home.

4. **SERVICE :**

- a) Undertake a Troop Service Project in your School or Scout Headquarters under the guidance of your Scout Master.
- b) Should know the Definition and Golden rules of First Aid
- c) Deal with simple Cuts, Burns & Bleeding from the nose.
- d) Undertake household responsibilities like cooking, water storage, hospitality, cleanliness etc. with the help of parents for a week.
- e) Participate in the following activities
 - (i) Discuss with your Scout Master and render some service involving any one of the points of Scout Law and submit a report to your Scout Master.
 - (ii) Undertake a nature study project in consultation with your Patrol Leader and submit the report within ten days.

OR

Visit a Village Panchayat Samiti/Block Development/Municipality/Municipal Corporation office and learn about the services rendered by one such public organization and submit a report to your Scout Master within ten days.

5. **COMMUNICATION :**

Be able to use the PCO & Mobile Phone and be acquainted with some of the facilities available on it.

6. **OUT OF DOORS :**

- a) Know the simple wood crafts signs & follow a trail with his patrol of not less than half a kilo metre.
- b) Know & practice Road Safety Rules for pedestrians.
- c) Participate in a Nature Study Trail

Note

- (i) On the successful completion of the Pratham Sopan tests the Scout shall be issued the Pratham Sopan Badge by the Local or District Association as the case may be on the recommendation of the Scout Master who acts as examiner.
- (ii) Pratham Sopan Badge is a scroll with words “**Tayyar**” (devnagri script) It shall be worn in the centre of the left sleeve between the elbow and shoulder.

Sea Scout :

In addition to above tests a Sea Scout will have to qualify for the following:

- (1) Have general knowledge of Sea Scouting.
- (2) Know about water safety precautions.
- (3) Get over fear of water.

Air Scout :

In addition to Pratham Sopan tests, Air Scout will have to qualify for the following.

- (1) Have general knowledge of Air Scouting.
- (2) Collect photographs/pictures of atleast ten different types of Aircraft.
- (3) Have in general, knowledge of our Air Force- its Ranks, Badges and Flag.
- (4) Recognize atleast ten types of Aircraft used by Air Force/Civil Aviation in the Country.
- (5) Prepare a log of the Aircraft seen during the period fixed by the Scout Master.

11. Tests for Dwitiya Sopan

(1) Pioneering :

- a) Demonstrate Timber hitch, Rolling hitch, Marline spike /Lever hitch & Figure of Eight knot and their use.
- b) Tie the following lashings and know their uses: Square and Figure of Eight.
- c) Demonstrate the uses of hand axe or chopper and know the safety rules and how to keep them sharp.
- d) Demonstrate the use, safety and sharpening of a dagger or a pen knife and the use of a screw driver, pliers and hammer.



(2) Fire :

- a. Know different types of fire used in camping/outing.
- b. Lay and light a wood fire in the open with not more than two match sticks

(3) COOKING :

- a) Know the working & maintenance of a kerosene, pressure stove or a Gas stove.
- b) Cook in the open two simple dishes enough for two persons & make tea/coffee.
- c) Know the safety precautions in case of a gas leak.

(4) COMPASS & MAP :

- a) Know the sixteen points of a compass.
- b) Be able to find North by at least two constellations
- c) Using a Compass know how to find the bearing of various objects from your position.
- d) Follow a trail laid out using compass bearing & distances.
- e) Know the terms: Scale, Direction, Conventional signs, Contours & Grid Reference.
- f) Be able to use a tourist map

5. **FIRST - AID :**

- a) Have knowledge about wounds and know how to deal with Bleeding, Burns and Scalds, Sprains, Stings & Bites
- b) Demonstrate the use of Roller bandages.
- c) Demonstrate the use of a Triangular Bandage for the Head, Hand, Knee, Foot, Ankle and fracture of Arm.
- d) Improvise a stretcher

(6) **Estimation :**

- (i) With the help of improvised apparatus, estimate two distances/widths of not more than 100 metres but not less than 30 metres.
- (ii) Know the length of your stride/Pace and using this, estimate the distance travelled.

(7) **OUT OF DOORS :**

- a) Participate in a Troop Wide Game.
- b) Participate in a Troop Campfire & know at least two folk/patriotic songs & participate in a Patrol skit.
- c) Know & practice Road Safety Rules for vehicles.
- d) Know how to ride a bicycle.
- e) Visit a factory in the neighbourhood of schools/colleges/residence to understand the manufacturing process of various products and also to respect the dignity of labour.

8. **SERVICE :**

Complete any one of the following :

- a) Undertake a development Project in your school in consultation with the head of the institution.
- b) Participate in a Social Service Camp/Camps covering at least for a month.

- c) Serve in community fair or Mela including preparatory and post event assignments of Mela/fair.
- d) Participate in an Anti-Litter Campaign with your Patrol and help to clean up an area around your school or headquarters.
- e) Demonstrate the 3R's of Conservation: Reduce, Recycle & Reuse.
- f) To form and participate in Self Help Groups.
- g) Such other sustained activities where Scout skills are made use of.

9. **SENSE TRAINING :**

Know and play the following Kim's games :

Observation Game. Taste Games, Sound Games. Smelling Games, Touch Games

10. **Qualify for two from the following Proficiency Badges:**

- (i) Cook
- (ii) Debator
- (iii) Friend to Animals
- (iv) Gardener
- (v) Handyman
- (vi) Cyclist
- (vii) Laundress,
- (viii) Reader,
- (ix) Hospital man

11. **DISCIPLINE:**

- a) Know the various Troop Formations.
- b) Be able to march three deep with your Troop smartly & in good order. Follow drill commands during marching.
- c) Participate in four All Faiths Prayer meetings in your Troop

12. **COMMUNICATION :**

- a) Use a computer and know the advantages and disadvantages of mobile phone, internet and their applications in the development of the country.
- b) Know how to use the internet & access the website of the Bharat Scouts & Guides.

13. **PATRIOTISM :**

Collect information on our heritage and culture and prepare a log

Sea Scout:

In Addition to above tests a Sea Scout will

- (1) Learn Swimming.
- (2) Have in general, knowledge about boat, sail, oars, and anchor.
- (3) Learn about DOs and DONTs in a boat.
- (4) Learn to perform artificial respiration.

Air Scout :

In addition to Dwitiya Sopan tests, an Air Scout will.

- (1) Know about history of Air Force in the country.
- (2) Know about markings on Aircraft both Civil and Military.
- (3) Have in General, knowledge of an Aircraft and its main parts.
- (4) Have knowledge of an Aircraft or an Aerodrome.
- (5) Have in general, knowledge of flying procedures (take off, landing, banking etc.)

Note :

- (i) On the successful completion of the tests for the Dwitiya Sopan Badge to the satisfaction of independent examiners arranged by Training Counsellor and appointed by Local Association/District Association as the case may be, on the base of the certificate issued by the examiners, the Scout shall be issued the Dwitiya Sopan Badge.

- (ii) Dwitiya Sopan Badge consists of the Bharat Scouts & Guides emblem with scroll "Tayyar" in Devnagri script under scout emblem..
- (iv) Dwitiya Sopan Badge shall be worn on the left arm in place of the Pratham Sopan Badge.

12. Tests for Tertiya Sopan

1. PIONEERING :

- a) Tie & know the use of the following:

Fireman's Chair Knot,
Man Harness Knot,
Bowline on a bite, Draw
Hitch.



- b) Tie & demonstrate the use of Diagonal Lashing
- c) Use another method of whipping other than the one used in Pratham Sopan.
- d) Make a Flag Mast of at least three staves with your Patrol and demonstrate Flag Break.
- e) Make a temporary shelter for yourself
- f) Know any one method of Splicing: Eye/ Back/ Short

2. (I) SWIMMING :

- (a) Swim fifty metres.
- (b) Know the safety rules of swimming and
- (c) Know how to deal with cramps.

OR

- (II) Earn any one of the following Proficiency Badges:

(i) Athlete (ii) Camel man (iii) Climber (iv) Gymnast (v) Hiker (vi) Games Leader (vii) Yoga (viii) Cyclist

3. ESTIMATION :

Be able to estimate height, depth, widths, numbers & weights using recognized methods of estimation.

4. **FIRST - AID :**

- a) Know how to deal with emergency situations such as Drowning, Electric Shock, General Shock, Automobile Accidents and Human Being caught in fire.
- b) Treat Choking.
- c) Deal with simple fracture of collar Bone, Upper arm, Fore arm, Hip & Lower leg.
- d) Treat for Heat Stroke and Sun Stroke
- e) Demonstrate CPR (Cardio Pulmonary Resuscitation).
- f) Place an unconscious victim in the Recovery position.
- g) Transportation of victim - One Rescuer & two Rescuers

5. **MAPPING :**

Be able to access a GPS Map & use it to follow a given route.

or

Draw a map of the area using Triangulation method with the help of compass or Plane Table method. or Sketch a map of the route undertaken for at least four kms by using Road Traverse method or Gilwell sketch

6. **TALK :**

During the Troop Meeting give a talk for about five minutes on any one of the following subjects :

- a) National Integration,
- b) Child Abuse,
- c) Substance Abuse,
- d) Your future Scout Training,
- e) Gender Equality,
- f) Child Education, Child Health, Child Social Security & Child Labour,
- g) Free Being Me.

7. **OUT OF DOORS :**

- a) Plan an overnight Patrol camp.
- b) Undertake a day hike of ten kms on foot with Patrol/Troop members. Prepare meals & Tea. Make a report & submit it within a week after the hike is over. The hike route is to be given by the examiner.
- c) Participate in a Night Game.

8. **COOKING :**

Cook food for your patrol by using Backwoodsman method

9. **SIGNALLING :**

Learn Morse Signaling and be able to send and receive simple messages of ten words

10. **PROFICIENCY BADGES :**

Qualify for any two of the following Proficiency Badges one from each group

Group A -

- (i) Civil Defence,
- (ii) Community Worker,
- (iii) Ecologist,
- (iv) Oarsman
- (v) Pioneer
- (vi) World Conservation
- (vii) Safety Knowledge
- (viii) Self Defense.

Group B -

- (i) Citizen
- (ii) Book Binder
- (iii) Naturalist
- (iv) Path finder
- (v) AIDS Awareness,
- (vi) Healthy Man,

- (vii) Drug Awareness,
- (viii) Boatman
- (ix) Computer Awareness

11. Knowledge :

- (a) Knowledge of Scouting in India and WOSM (World Organisation of Scout Movement)
- (b) Know and understand the safety measures while using ATM card and Mobile Phone. or Using basic electrical / electronic devices, making out gadgets useful at home, under supervision of a trained Adult

12. Fire :

Complete any three of the following: a) Safety precautions with regards to Fire.

- b) Demonstrate Bucket Chain method of Putting off fire
- c) How to tackle Dry Grass Fire
- d) Types of fire extinguisher and use thereof.

13 Service :-

Know and Understand the disease tuberculosis-its symptoms, treatment and precautionary measures to be preventing the disease, knowledge about Directly Observed Treatments (DOTS).

Sea Scout

In addition to Tritiya Sopan tests given above, a Sea Scout will

- (1) Swim thirty metres :
- (2) Learn to dive.
- (3) Have knowledge of different types of boats, oars and sails and anchors.
- (4) Learn signaling by Semaphore method.
- (5) Know any three constellations to find directions.

Air Scout

In addition to Tritiya Sopan tests, an Air Scout will know:-

- (1) History of flying.

- (2) Theory of flight.
- (3) About flight Safety Procedures.
- (4) In General knowledge about Civil Aviation National and International Airways/Airlines.

Note :

- (i) On the successful completion of the tests for the Tertiya Sopan Badge to the satisfaction of independent examiners arranged by Training Counsellor and appointed by the Local or District Association, as the case may be, on the basis of the Certificates issued by the examiners, the Scout shall be issued the Tertiya Sopan Badge.
- (ii) Tertiya Sopan Badge consists of the emblem and the scroll as for Dwitiya Sopan Badge surrounded by a laurel.
- (iii) Tertiya Sopan Badge shall be worn on the left arm in the place of the Dwitiya Sopan Badge.

13. **RAJYA PURASKAR**

Tests for Rajya Puraskar Badge :

1. Ensure Proficiency in the tests undertaken up to Tertiya Sopan.
2. Hold Tertiya Sopan Badge
3. Earn Ambulance Man Badge.
4. Undertake overnight hike for ten kms, along with group of Scouts of his own Troop and submit report to the Scout Master within ten days.



Or

- An overnight cycle hike for thirty kms along with group of Scouts of his own Troop and submit report to the Scout Master within ten days.
5. Work on one of the following for six Months and submit a report - Kitchen Garden/Roof Garden/Hanging Garden/Nature Collection.

6. Mapping:
Make a map by using any one of the method not done earlier:
Plane Table or Triangulation or Road Traverse
7. Camp Craft:
 - A). Be able to pitch, strike and pack a Single/ Double fly tent.
 - B) Splicing - Eye / Back / Short - anyone not done earlier.
 - C) Make a Patrol Pioneering Project
8. Earn any three of the Proficiency Badges not earned earlier from among the given below:
Sanitation Promoter, Public Health Man, Soil Conservator, Solar Energy Awareness, Safety Knowledge, Rural Engineer, Literacy, Community Worker, Rural Worker
9. Earn any two of the Proficiency Badges not earned earlier out of the following:
Camper, Pioneer, Star man, Forester, Naturalist, Tracker, Electrician, Signaller, Cancer Awareness, Healthy Man, Nutrition Educator, Farmer, Dairy Man, Sea fisherman, **Free Being Me**.
10. Have knowledge about the BSG website and gain information about your Region.

Sea Scout

In addition to Rajya Puraskar test given above a Sea Scout will:

- (1) Swim fifty metres by back and one other stroke.
- (2) Dive and remain under surface for some time (1Min.).
- (3) Learn rescue methods of saving a drowning person.
- (4) Send and receive simple words by Semaphore method.
- (5) Know about National flags of neighbour countries.
- (6) Know atleast three navigational stars.

Air Scout

In addition to Rajya Puraskar tests, an Air Scout will:

- (i) Make atleast two dummy aero models different types of Aircrafts.
- (ii) Know about Air-Fields. Signal modes.
- (iii) Plan and prepare a model of an Air Field.
- (iv) Mark on a National map Air-fields/ Aerodromes in the country.

Note :

- (i) Rajya Puraskar Badge consists of the emblem of the Bharat Scouts & Guides at the bottom, the Ashoka Chakra at the top, and word 'SEVA' in Devanagari script in the centre surrounded by a laurel. **Rajya Puraskar Badge shall be worn in place of the Tritiya Sopan Badge.**
- (ii) The Badge is issued on the basis of certificate issued by independent examiners appointed by the Local / District Badge Committee.
- (iii) Scouts who have already earned the qualifying Badges will have to attend a Rajya Puraskar Testing Camp organised by the State Association under the supervision of the State Organising Commissioner (S) where the knowledge and skills of the Scout will be retested after being qualified in the State testing Camp, the Scout will be eligible for the award of Rajya Puraskar Badge and Certificate.
- (iv) The State Chief Commissioner who is the final authority to grant Rajya Puraskar shall issue from time to time suitable directives in respect of badge, tests etc. and ensure proficiency of knowledge and skills upto Tritiya Sopan Badge and Proficiency Badges.
- (v) **This award is presented by the Governor or Patron/President of the State Association on the recommendation of State Chief Commissioner and can be withdrawn under compelling circumstances by State Chief Commissioner.**

14 Rashtrapati Scout Award :

- (A) (i) The President of the Indian Union has been graciously pleased to authorize issue of a special certificate to a Scout who earns the Rashtrapati Scout Award after serving as a Rajya Puraskar Scout for at least twelve months.
- (ii) The **Scout Master** who is advanced trained shall inform the National Headquarters through proper channel on a registration form available from the State Headquarters/BSG Website that Rajya Puraskar Scout is completing requirements of Rashtrapati Scout Award. The Scout shall record his attainments for Rashtrapati Scout Award on the said form and submit the same to the Regional Headquarters through proper channel. In the absence of Scout Master, the Assistant **Scout Master** who is Advanced trained will be competent to make recommendations
- (iii) Rashtrapati Scout Award certificates are presented at a formal ceremony by the President of India on the request of the **Chief National Commissioner**.
- (iv) Rashtrapati Scout Badge shall be worn on the left sleeve below the Shoulder Stripes and above the Rajya Puraskar Badge along with the qualifying Proficiency Badges of Rashtrapati Award.
- (v) The **Chief National Commissioner** shall issue suitable directives from time to time in respect of Badge, Tests etc. and ensure the standard of skills involved
- vi) A Scout Master /Assistant Scout Master will recommend only up to 25% Scouts of the total census of the unit (not exceeding 32) for Rashtrapati Award in a year. Special cases could be recommended by the District Chief Commissioner and State Chief Commissioner subject to **maximum of 50%** in a year.



- vii) Rajya Puraskar Scout, who has already fulfilled all required conditions, will have to be tested at State Level and certified by the State Organising Commissioner concerned before coming for Rashtrapati Scout Award Testing Camp organised by the National Association under the supervision of the concerned Assistant Director.

B Tests for Rashtrapati Scout Award

1. Hold the Rajya Puraskar Scout Award & be able to maintain the standard.
2. Camping
 - a) Camp with his Troop/Patrol for three consecutive nights in the open. Gatherings like jamborees, rallies etc are not to be counted.
 - b) Be able to improvise either a shelter or a hut or a machan with available natural material for two persons to sleep in
3.
 - a. Hold the Disaster Management Badge
 - b. Re-pass Ambulance man Badge
4. Qualify for any two of the following Proficiency Badges not earned earlier:
 - a. AIDS Awareness
 - b. Handyman
 - c. Fireman
 - d. Pathfinder
 - e. Sea Fishermen
 - f. Hiker
 - g. World Conservation
 - h. Interpreter
 - i. Farmer
 - j. **Free Being Me**
 - k. Solar Energy Awareness
 - l. **Event Manager**

- m. Self Defence
 - n. Backwoodsman
5. Participate in a sustained community development project at least two hours in a week for six months on any two of the following subjects:
 - A. Promote gender equality and empower women
 - B. Reduce child mortality
 - C. Improve maternal health
 - D. Combat HIV/AIDS, Malaria & other diseases
 - E. Ensure environmental sustainability.
 6. Work as a Badge Instructor of a Pack or a Troop in the vicinity. OR Teach games for younger children for fifteen days.
 7. To have knowledge & prepare a log book on Kanderstag adventure centre of WOSM in Switzerland.
 8. Have knowledge about the WOSM website and gain information about Asia Pacific Region.
 9. Serve as Rajya Puraskar Scout at least for twelve months.

Note

- (1) Rashtrapati Scout Award is awarded by the President of India.
- (2) This award is presented by the President of India on the recommendation of **Chief National Commissioner** and can be withdrawn under compelling circumstances by the **Chief National Commissioner**.

Sea Scout :

In addition to Rashtrapati Scout Award tests given above, a Sea Scout will:

1. Swim hundred metres using back stroke.
2. Dive in any two styles.
3. Have in general, knowledge of our Navy and of Ranks in the Navy.

4. Learn signalling using Morse Code.
5. Know in general about ships.
6. Have a general knowledge of weather, winds and tides.
7. Know about Zodiac.

Air Scout:

In addition to Rashtrapati Scout Award tests, an Air Scout will

1. Know about picketing and marshalling of Aircrafts.
2. Participate in atleast three AIR model exercises and report to Scout Master.
3. Make an air - model fuel mixture and use it in an exercise.

15. **Scout Proficiency Badges:**

(a) The Scout Proficiency Badges are as follows.

- | | |
|--------------------------|--------------------------------|
| 1. AIDS Awareness | 2. Air Spotter |
| 3. Ambulance Man | 4. Archer |
| 5. Artist | 6. Athlete |
| 7. Aviator | 8. Backwoodsman |
| 9. Basket worker | 10. Bee Master |
| 11. Bird Warden | 12. Boatman |
| 13. Book Binder | 14. Braille |
| 15. Camel man | 16. Camper |
| 17. Camp Warden | 18. Cancer Awareness |
| 19. Carpenter | 20. Citizen |
| 21. Climber | 22. Civil Defence |
| 23. Community Singing | 24. Community Worker |
| 25. Computer Awareness | 26. Cook |
| 27. Cyclist | 28. Dairyman |
| 29. Debator | 30. Desert folk |
| 31. Drug Awareness | 32. Disaster Management |
| 33. Ecologist | 34. Electrician |
| 35. Electronics | 36. Entertainer |
| 37. Explorer | 38. Event Manager |
| 39. Free Being Me | 40. Farmer |
| 41. Fireman | 42. Florist |
| 43. Folk Dancer | 44. Forester |
| 45. Friend to Animals | 46. Games Leader |

- | | |
|-----------------------------|-------------------------|
| 47. Gardener | 48. Good Neighbour |
| 49. Gymnast | 50. Handyman |
| 51. Healthy man | 52. Herbalist |
| 53. Heritage | 54. Hiker |
| 55. Hospital man | 56. Interpreter |
| 57. Interpreter to the Deaf | 58. Journalist |
| 59. Launder | 60. Leather Worker |
| 61. Leprosy Control | 62. Literacy |
| 63. Map Maker | 64. Marksman |
| 65. Meteorologist | 66. Motor Mechanic |
| 67. Musician | 68. Naturalist |
| 69. Nutrition Educator | 70. Oarsman |
| 71. Pathfinder | 72. Photographer |
| 73. Pioneer | 74. Plumber |
| 75. Poultry farmer | 76. Printer |
| 77. Public Healthy man | 78. Reader |
| 79. Rescuer | 80. Rural Engineer |
| 81. Rural Worker | 82. Safety knowledge |
| 83. Salesman | 84. Sanitation Promoter |
| 85. Scholar | 86. Secretary |
| 87. Sea Fisherman | 88. Self Defence |
| 89. Signaller | 90. Soil Conservator |
| 91. Solar Energy Awareness | 92. Stalker |
| 93. Star man | 94. Swimmer |
| 95. Tailor | 96. Telegraphist |
| 97. Tracker | 98. World Conservation |
| 99. World Friendship | 100. Yoga |

- (b) The syllabus for these badges is as given in the Appendix.
- (c) The Proficiency Badges are issued on the basis of certificates issued by qualified and independent examiners appointed by the Local or District Association. These Certificates are issued when a Scout successfully completes the test to their satisfaction.
- (d) All Proficiency Badges unless otherwise stated, shall be worn on the right - arm in parallel rows. The Ambulance man Badges are worn one each on both arms just below shoulder badges on right and left shoulders.

- (e) These badges can be worn by Scouts only.
- (f) All Proficiency Badges of the Scout Section will be in green on grey background with exception of Ambulance man Badge.

16. **Hikes, Treks and Camps for Scouts :**

- (1) Periodical hikes, treks and camps for Scouts must be encouraged and arranged.
- (2) A Scout who wishes to go on a hike or trek within the District must obtain permission of the District Commissioner through the Scout Master.
- (3) For hikes or treks outside District, besides permission of the parent or guardian, permission of the State Commissioner (Scout) through the District Commissioner (S) of the District to which the Scouts belong has to be obtained.
- (4) In order to regular proper arrangement for trek or hike 'permit card' signed by the Scout Master shall be issued. The concerned District Organising Commissioner shall issue 'permit card' only to the Scout Master incharge of the Troop and the Scout Master in turn shall issue such 'permit card' to the Patrol Leader.
- (5) A Scout shall not hike or trek or camp except with the previous written permission of the parents or guardian, the Scout Master and the concerned District Organising Commissioner.
- (6) In order to obtain written permission of the concerned District Organising Commissioner, sufficient intimation in the prescribed form must be given to the District Organising Commissioner to enable him to issue necessary written permission.
- (7) A Scout shall not be permitted to camp except under the leadership of a Patrol Leader or a Scout Master qualified and trained for the purpose.
- (8) When Scouts propose to camp outside their own District, fourteen days intimation shall be given to the District Organising Commissioner so that District

Organising Commissioner of the District in which camp is proposed to be held may be informed to camp in time.

- (9) Scouts who propose to camp outside State must first obtain permission of the State Association. An application for such permission shall be recommended by concerned District Organising Commissioner, the Assistant State Commissioner or Local/ District Association.
- (10) A Scout who goes on camp must fully equip with uniform and camp kit, inclusive of bed and blanket for which he should satisfy the Scout Master.

The words and sentences printed in “**bold letters**” are the **amendments** unanimously approved in the 64th meeting of the National Council held on 30th November, 2014 at the Bharat Scouts & Guides, National Headquarters, New Delhi.

CHAPTER III

ROVER SECTION

14 Programme Ideals

Final Educational Objectives of Scouting (Rover Section)

The Bharat Scouts and Guides purpose is fulfilled by providing education for life through all the three states of the Youth (Cub, Scout and Rover) the Association expect that every young man who complete the full course of the boy programme of the Association will be able to:-

1. make scouting a way of life.
2. become an active and participating citizen.
3. improve skills, vocational and otherwise to be self-dependent & useful to others.
4. emerge as practical person who has respect for himself and for others and their experiences.
5. realize that he has a responsibility in the development of his community and undertake Community Development Projects individually and collectively.
6. lead a refined religious life in service of man and God/Dharma.
7. select in future, a right partner for a life of full understanding & adjustment and lead a harmonious life.
8. do all his best to protect public property.
9. prepare himself to do his duty to country & develop love for Universal Brotherhood i.e. peace and goodwill among human beings.
10. develop a positive attitude to undertake considerable risk for others, making full use of his Rovering Skills and Values.
11. work for the upkeep of our National Heritage & Culture with love for Human values.
12. promote & participate in the developmental activities pertaining to National priorities like National Integration, Population Education, Conservation, Sanitation etc.
13. become a Strategic Leader who loves to grow with the group.
14. have fair understanding of the World Affairs in general.

1. **Rover** : A boy whether previously a Scout or not and who is a citizen of India and who has completed **15** years of age may be enlisted as a Rover ASPIRANT, A person who has completed 25 years of age is not eligible to be a Rover, but he can continue as a service Rover up to the age of 35 years.
 - (a) Wherever it is necessary, extension be allowed for three years with special permission of the State Chief Commissioner. He will be eligible for Rashtrapati Rover Award provided the special permission is granted before completion of **25 years of age and the same shall be reported to the National Headquarters.**

2. **Rover Crew** :
 - (a) A Rover Crew shall consist of not **less than six Rovers** and not more than 24 Rovers.
 - (b) A Rover Crew shall be a unit of a Group of a Cub Pack, Scout Troop and Rover Crew, Provided however, where there is no such group a Rover Crew shall be treated as a Group.
 - (c) Every Rover Crew shall be registered in accordance with the procedure prescribed.
 - (d) Every Rover Crew shall have a name. Where Rover Crew is a unit of a Group, it shall bear the name of the Group. The Group may be named after the locality or the Institution or any **great personality (Male)** of India. Every Group shall also have a serial number assigned by Local or District Association, as the case may be.

3. **Rover Scout Leader and Assistant Rover Scout Leader** :
 - (i) There shall be a Rover Scout Leader for each Rover Crew; there may be one or more Assistant Rover Scout Leaders for a Crew **at the rate of one Assistant Rover Scout Leader for each six Rover Scouts.**
 - (ii) Rover Scout Leader and Assistant Rover Scout Leader shall be appointed by the State Chief Commissioner in consultation with concerned State Commissioner on **the recommendation of the concerned District**

Commissioner and District Chief Commissioner. In case of Local Association through District Chief Commissioner. On the appointment Rover Scout Leader and Assistant Rover Scout Leader shall be issued each with a Warrant.

- (iii) Rover Scout Leader and Assistant Rover Scout Leader shall function subject to general supervision or the Group Leader, where there is a Group. Rover Scout Leader shall, in general be incharge of affairs of Rover Crew. He will, however, delegate matters of discipline, administration and finance of the Rover Crew to Crew Council. Assistant Rover Scout Leader shall assist Rover Scout Leader.

4. **Qualifications for Rover Scout Leader and Assistant Rover Scout Leader :**

- (i) (a) A person who has completed 25 years of age is eligible for appointment as a Rover Scout Leader.
Provided on special recommendation of concerned District Commissioner, a person who has completed 21 years of age may be appointed as a Rover Scout Leader.
- (b) A person who has completed 21 years of age may be appointed as an Assistant Rover Scout Leader.
- (ii) **He should preferably possess the Degree in any discipline or equivalent qualification. However, in exceptional cases the condition can be relaxed by the SCC up to Matriculation.**
- (iii) He shall be a person of good character, conduct and antecedents.
- (iv) He must have knowledge of Scout Movement and its methods in particular, an appreciation of its religious and moral basis and A.P.R.O. in its application to his work.
- (v) He must be a person with special aptitude to deal with young men.

- (vi) He must satisfactorily complete training prescribed by the National Association within two years of his appointment.
- (vii) He must be able to obtain use of separate Rover Den for the Rover Crew.
- (viii) He must have general knowledge of social needs of the Community.

5. **Uniform :**

- (a) Rover Scout Leader and Assistant Rover Scout Leader shall wear uniform as a Scout Master and Assistant Scout Master with differences mentioned below :

Rank Badge : Rover Scout Leader shall wear a Rank Badge of Red Colour with red border.

“Assistant Rover Scout Leader shall wear a Rank Badge of Red Colour with green border”.

Working Casual Wear : Working uniform or field activity uniform as optional items with the deep blue jeans/Trousers/ shorts with **plain sky blue colour T-Shirt with collar**, having a pocket super imposed with Scout emblem and dark blue P-Cap with BSG Emblem at the Centre may be worn during the field activity along with comfortable shoes.

- (b) **Uniform for Sea Rover Scout Leader and Assistant Sea Rover Scout Leader :** Sea Rover Scout Leader shall wear uniform as for a Rover Scout Leader and Assistant Rover Scout Leader. He shall also wear the Sea Scout Badge 4 cms. above the right pocket.
- (c) **Uniform for Air Rover Scout Leader and Assistant Air Rover Scout Leader :** Air Rover Scout Leader and Assistant Air Rover Scout Leader shall wear uniform as for Rover Scout Leader and Asst. Rover Scout Leader. He shall also wear the Air Scout Badge 4cms. above the right pocket.

6. (a) **Rover Mate :**

- (i) **Senior Rover Mate :** One of the Rover Mates may be designated as Senior Rover Mate, if so decided by the Crew.

Senior Rover Mate shall wear uniform and badges as a Rover and in addition he shall wear three Red vertical stripes made of wool or cotton 6 cms long and 1.5 cms wide on the left pocket, the middle shall be under Membership badge and other two on either side of the badge.

Senior Rover Mate shall Assist Rover Scout Leader.

- (ii) **Rover Mate** : Rover Mate is a Rover Scout elected annually by the Crew with the approval of the Rover Scout Leader.

There shall be one Mate for every 4 to 6 Rovers.

Rover Mate shall wear uniform as a Rover and in addition he shall wear two red woollen or Cotton stripes, 6 cms long 1.5 cms. wide vertical on either side of the Membership Badge on the Left pocket of the shirt.

Rover Mate Shall Assist Rover Scout Leader.

- (iv) **Second** : A Second is appointed by the Rover Mate to Assist him in his duties.

Second shall wear uniform and badges as a Rover and in addition he shall wear one red vertical stripe 6 cms. long and 1.5 cms. wide on the right side of Membership Badge on the left pocket of shirt.

(b) **Crew Council :**

- (i) The Crew Council shall consist of warranted Rover Scout Leaders and **Assistant Rover Scout Leader**, Rover Mate and such other Rovers as may be elected by the crew. Any one of the Rover Mates or Rover will be the Chairman of the Crew Council and one of the members shall function as Secretary.
- (ii) The Crew Council shall deal with planning programme and matters of discipline, administration and finance of Rover Crew.

Note : When size of Rover Crew does not warrant formation of a Crew Council the whole crew may function as Crew Council provided, however the matters relating exclusively to Rover Aspirant and Rover shall be dealt with by these Rovers themselves.

(7) **Rover :** There are three stages in the career of a Rover namely;

- (a) Rover Aspirant
- (b) Rover and
- (c) Rover -in-Service.


A Rover Aspirant can be invested as a Rover only after completion of fifteen years of age and should have worked for three months for Pravesh Test.

(8) **Rover Aspirant :**

- A. He must have completed **fifteen years of age.**
- B. A **Rover Aspirant** who had been a Scout or who on admission as Rover Aspirant passes Pravesh Badge test as laid down for Scout shall wear uniform as a Rover.

(9) **Pravesh Requirements :**

- (1) Read and appreciate contents of "Scouting for Boys" and books on Rovering prescribed by the sponsor.
- (2) If a young man has never been a Scout and wishes to join the Crew afresh, he should qualify for Pravesh requirements of Scout Section and work for at least three months as a Aspirant Rover before investiture and probation as decided by the crew after the completion of three months be decided by the Crew Council.
- (3) **Be able to interpret the Promise and Law as per Rover point of view.**



Sea Rover :

In addition to above Pravesh requirements a young man wanting to be a Sea Rover will:-

- (1) Have knowledge of water safety rules.
- (2) Know the DO's and DONT's in a boat.

- (3) Have in general, knowledge of a canoe, a boat, a sail, an oars and an anchor.
- (4) Learn signaling by Semaphore method.
- (5) Know about at least three navigational stars visible in the area.

Grameen Rover :

- (1) Have a general knowledge of Scout Movement.
- (2) Complete all the Pravesh Requirements as prescribed for Rovers at (9)

Note:

- (1) On Completion of requirements to the satisfaction of the Rover Scout Leader a Rover aspirant shall be invested as a Rover on making or reaffirming the Scout Promise. He is then eligible to wear membership badge.
- (2) Membership Badge shall be a cloth badge with red background and Fleur - de - lis in yellow superimposed by the Trefoil with Ashoka Chakra also in yellow, in the centre; it shall be worn in the centre of the pleat of the left pocket of shirt or at the same place on jersey.
- (3) This membership badge is issued by the Local or District Association, as the case may be on the recommendation of the Rover Scout Leader.

10. Rover Uniform :

- (a) A Rover shall wear uniform as a Scout with the differences mentioned here under:
 - (i) Green flash with letter 'R' in red Colour on Shoulder Straps.
 - (ii) **Shoulder Stripes:** Each 5cm long and 1.5cm wide shoulder stripes shall be of Red, Green & Blue colour Red above and Blue Below.
 - (iii) **Membership Badge:** A cloth badge with red background and Fleur-de-lis in yellow superimposed by the Trefoil with Ashoka Chakra also in yellow in the centre shall be in the centre of the pleat of the left pocket.

- (b) **Sea Rover Uniform :** A sea rover shall wear Uniform as for a Rover. He shall also wear the Sea Scout Badge 4cms. above the right pocket.
- (c) **Air Rover Uniform :** An Air Rover shall wear uniform as for a Rover. He shall also wear the Air Scout Badge 4cms. above the right pocket.
- (d) **Grameen Rover Uniform :** The Crew in Council of Grameen Rover Crew may either decide to wear uniform as for Rovers as in Rule 10 (a) or may adopt following changes:
 - (i) A saffron colour turban in place Blue Beret cap.
 - (ii) A white dhoti worn in a uniform local pattern in place of shorts or trousers.
 - (iii) A white colour shirt of Scout pattern if a dhoti is worn.
 - (iv) Shoes or chappal of local pattern.
 - (v) Crew scarf.
 - (vi) Kammar band of saffron colour worn over the shirt.

Grameen Rover:

Prescribed syllabus for all tests assigned for Rovers will be applicable for Grameen Rovers. However, subjects found difficult or not related to Grameen Rover may be replaced by appropriate local activities/projects with the permission of SCC on the recommendation of DCC & SOC. The area specific alternate activities may be allowed by the State Chief Commissioner and certificate to that effect should be produced in the testing camp.

11. Scheme for Advancement of a Rover :

- (i) A boy of **fifteen years** of age can be admitted as a Rover Aspirant.
- (ii) A Rover Aspirant can be invested as a Rover.
- (iii) A Rover Aspirant will work at least **for three months** to complete Pravesh test before investiture.
- (iv) A Pravesh Rover will work at least **for six months** to qualify for **Nipun Badge**.
- (v) A Nipun Rover will work at least for **nine months** to qualify for **Rajya Puraskar Rover Badge**.

(vi) A **Rajya Puraskar Rover** will work at least for one year to qualify for Rashtrapati Rover Award.

(vii) **Efficiency Cords:**

Rover Efficiency Cords are made of chiffon threads specially designed will be supplied by N.H.Q. It will be worn under the right shoulder strap extending the cord to the top of right pocket stitched horizontally just above the BSG Stripe.

1. After Nipun Badge, a Rover may earn more proficiency badges.
2. If a Nipun Rover earns seven proficiency badges in all shall be awarded **Yellow Cord** by the Dist. Chief Commissioner
3. If a **Rajya Puraskar Rover** earns twelve proficiency badges in all shall be awarded **Purple Cord** by the Dist. Chief Commissioner
4. If a Rashtrapati Rover earns five proficiency badges not earned before shall be awarded **Tri Colour (Blue, Green & Red) Cord** by the Dist. Chief Commissioner in a ceremonial function following soon after the award of a Cord

12. Tests for Nipun:

(1) **Strive for a happy family** and undertake responsible family jobs to give relief to the earning members of the family.



(2) **Develop in consultation with Rover Scout Leader for some typical Hobbies/Vocational Activities such as Tailoring, Fashion Designing, Candle Making, Screen Printing, Fine Arts, Hair Dressing, Photography, Modelling etc. which should lead for livelihood and show that the Rover is progressing in them.**

(3) Participate in group discussions of your Crew and chair atleast two.

(4) Attend atleast four All Faiths Prayer Meetings of your Crew. And Participate in a service camp for one day.

- (5) Have sufficient knowledge upto Tritiya Sopan Scout in Pioneering, Camping, Estimation, Compass & Mapping and First Aid for crew outdoor activities and service campaign.
- (6) Organise games for children in the mohalla/ village for about a month.

OR

- Conduct competitions for children preferably of your locality on a conservation subject.
- 7) Participate in a debate or a street play on Population Education / Family Life Education
 - 8) Qualify for any one of the Rover Proficiency Badges:
(a) Literacy, (b) Population Education, (c), **World Friendship** (d) Sanitation Promoter (e) Civil Defence
 - (9) Associate with any nearby Pack or a Troop or at a LA/DA campsite for three months and render need based service or Render service for three months in an Institution/Village/Slum area/locality
 - (10) Participate in any one of the following : 1 Rock Climbing, 2 Trekking, 3 Rafting, 4, Para Sailing, 5 Para jumping, or Complete adventure programme of National Adventure Institute or Other recognized Institute.
 - (11) **Practice B.P Six Exercise or Surya Namaskar or Aerobic.**
 - (12) **Have knowledge about the Laws for protecting women.**
 - (13) **Organise “Campaign to Stop the Violence against Women and Girl Child”.**
 - (14) **Visit a factory in the neighborhood of schools/ colleges/residence to understand the manufacturing process of various products and also to respect the dignity of labour.**

Sea Rover:

In addition to above tests for Praveen Badge a Sea Rover will:

- (1) Swim fifty meters.
- (2) Know about pulling or punting a boat.
- (3) Send and receive simple words using Semaphore method of signaling.
- (4) Know at least three constellations visible in the area.
- (5) Know National Flags of neighboring countries.

Air Rover:

In Addition to tests for Praveen Badge an Air Rover will:

- (1) Attend General information Course in Scouting.
- (2) Know about a Parachute and Ejection seat in an Aircraft.
- (3) Work on an aero model and its maintenance.
- (4) Know methods of rescuing a trapped pilot in aircraft involved in an accident.
- (5) Know gauges in the Cockpit of an Aircraft.

Grameen Rover:


Prescribed syllabus for all tests assigned for Rovers will be applicable for Grameen Rovers. However, subjects found difficult or not related to Grameen Rover may be replaced by appropriate local activities/projects with the permission of SCC on the recommendation of DCC & SOC. The area specific alternate activities may be allowed by the State Chief Commissioner and certificate to that effect should be produced in the testing camp.

Note:

- (i) On completion of the tests to the satisfaction of the independent examiners appointed by Local or District Association, as the case may be, with the approval of the District Chief Commissioner on the recommendation of Dist. Org. Commissioner, Nipun Badge is issued by Local / District Association.

- (ii) Nipun Badge is a pair of green shoulder flashes of cotton or wool with letter 'R' in red at bottom and a yellow bar under the letter.
- (iii) The badge shall be worn on shoulder straps.

13. **Tests for Rajya Puraskar.**

- 1). **Get the Knowledge of website of Election Commission and help at least two persons to enroll themselves in the electoral roll.** 
- 2). A. Know First Aid, Mapping, Pioneering and Camp craft skills upto Tritiya Sopan
B. Show further progress in Hobbies, Handicrafts and Vocational Skills
- 3) Study any book of Transaction Analysis and be able to state 3 Ego state and 3 types of transactions
- 4) Qualify for Ambulance man Badge of Scout Section with knowledge of CPR (Cardio Pulmonary Resuscitation).
- 5) Prepare a paper or give talk on religious tolerance or participate in any religions function other than of his own and report to the Rover Scout Leader / Crew Council.
- 6) Render service in an institution/structure/place/building of public importance/ public garden and look after its upkeep **at least two hours in a week for at least three months.**
- 7) Complete the following
 - (a) Participate in a Campaign by a Crew to educate people in protecting public properties.
 - (b) Build a Pioneering Project at the campaign area with the help of Crew and local community.
- 8) Be able to present culture and heritage of any region of India through modern Audio-visual aids.
- 9) **To inculcate the habit of small saving in to the Rovers through a bank formed by them and also to make them learn banking operations. Or Guide and**

promote at least one Self Help Group of a locality of village/town/city.

- 10). a) **Create an ID in a Social Network and be able to communicate with at least ten members of any other states of BSG.**
- b) **Plan and work for a Project at least for a month in consultation with Rover Scout Leader to help Children/Aged/Differently able/Sick persons in an old age home or at an orphanage or at an appropriate place close to locality.**

OR

Plan and finance a project with crew members to enrich the life of villagers, staying in a village at least for a week

- 11) Have knowledge in
- i) **Camp Craft :**
- a. Pitching, striking & packing a Double Fly Tent.
- b. Layout of a camp with latrine and a camp kitchen.
- c. Cooking enough meal for two persons using backwoodsman method.
- ii) **Pioneering :**
- a. Tie and show the use of Double Sheet Bend, Scaffold hitch, Bowline on the bite
- b. Various methods of Hold Fast and Anchorages.
- c. With the help of other Rovers, build a Pioneering Project using Hold Fast and Anchorages.
- iii) **MAPPING :**
- a. Know the Triangulation method and make a map of a small area
- b. Follow a route of not less than 1km and make a map of the route by Road Traverse method.

- 12). **Work as “Free Being Me Peer educator” for forty eight hours, spread over a period of six months with at least two hours in a week.**

OR

Participate in a sustained community development project at least two hours in a week for six months on any two of the following subjects:

- A. Promote gender equality and empower women
 - B. Reduce child mortality
 - C. Improve maternal health
 - D. Combat HIV/AIDS, Malaria & other diseases
 - E. Ensure environmental sustainability.
- 13) **Qualify for Proficiency Badges:**
- A. **Disaster Preparedness Badge**
 - B. **Rambler’s Badge or Ecologist Badge**
- 14) **Undergo a minimum three nights adventure camp under canvas in an open air or make and stay in a tree top shelter for one night along with other Rovers.**

Sea Rover:

In addition to Nipun Tests given above a Sea Rover will:

- (1) Know in general a ship.
- (2) Send and receive messages in Semaphore.
- (3) Know about the Zodiac.
- (4) Know about winds, tides and ocean currents in general.
- (5) Be able to read a course on chart and mark a course on a chart.

Air Rover:

In addition to Nipun Tests an Air Rover will:

- (1) Know International Emergency Codes of Flying.
- (2) Demonstrate Flying an aero model.

- (3) Know about rectification of defects in aero model.
- (4) Know about Gallantry Awards instituted in the country.
- (5) Know principles of fighting a fire in an Aircraft.
- (6) Have knowledge of forces acting on an Aircraft in flight.

Grameen Rover:

Prescribed syllabus for all tests assigned for Rovers will be applicable for Grameen Rovers. However, subjects found difficult or not related to Grameen Rover may be replaced by appropriate local activities/projects with the permission of SCC on the recommendation of DCC & SOC. The area specific alternate activities may be allowed by the State Chief Commissioner.

Note:

- (i) A Nipun Rover who has completed the required syllabus will have to attend the **testing camp organised by the State Association** under the supervision of the State Organising Commissioner where the knowledge and skills of a Rover will be re-tested up to the Rajya Puraskar Rover Stage. The qualified Rover will be eligible for the Rajya Puraskar Rover Certificate and Badge.
- (ii) Rajya Puraskar Rover badge is a pair of shoulder flashes in green of cotton or wool with letter 'R' in red at the bottom and two yellow bars under the letter.
- (iii) The badge is worn in place of the Nipun badge.
- (iv) Rajya Puraskar Rover is awarded by the Governor or Patron/President of the State Association.
- (v) This award is presented by the Governor or Patron/President of the State Association on the recommendation of State Chief Commissioner **and can be withdrawn under compelling circumstances by State Chief Commissioner.**

14. Rashtrapati Rover Award :

- 1) The Rashtrapati Rover Award is a unique distinction in the Movement for it alone carries with it a certificate containing a message from the President of the Indian Union.
- 2) **As a Rajya Puraskar Rover**, he will work at least for one year to qualify for the Rashtrapati Rover Award
- 3) A Rover is not eligible to qualify for Rashtrapati Rover Award on completion of 25 years of age.
- 4) The Warranted Rover Leader irrespective of his training qualifications shall inform the NHQ through proper channel on a prescribed registration form available at State Headquarters/BSG Website that Rajya Puraskar Rover is preparing for Rashtrapati Rover. In the absence of a Rover Scout Leader, an Assistant Rover Scout Leader can also recommend.
- 5) A Rover Scout Leader will recommend only up to 25% Rovers of the total Census of the unit (not exceeding 24) for Rashtrapati Rover Award in a year. Special Cases could be recommended by the District Chief Commissioner and State Chief Commissioner **subject to maximum of 50% in a year**.
- 6) Rajya Puraskar Rover, who has already fulfilled all required conditions, will have to be tested at State Level and certified by the State Organising Commissioner concerned before coming for Rashtrapati Rover Award Testing Camp organised by the National Association under the supervision of the concerned Assistant Director.
- 7) At the time of Rashtrapati Award Testing Camp a Rover will produce his individual progress card.



To qualify for the Rashtrapati Rover Award a Rajya Puraskar Rover must complete the following:

Tests for Rashtrapati Rover Award:

- 1(A) Choose any one of the following and discuss in the Crew Council and submit a report based on statistics and data collected for approval:
 - i. Any subject on Current World Affairs.
 - ii. **Any two Regions of World Organisation of Scout Movement (WOSM)**
 - iii. **National Affairs i.e. Our Government/ National Development plans and schemes/ National Educational Policy/ Service Organisations/ Cooperatives etc.**
2. Undertake a Community Development Project on Health or Food Production or Environment or Sanitation or a project suited to the particular area with the approval of Crew Council for at least three months with the crew and submit a report to the Crew Council.
3. **Render service at least for five days in a camp at District/State/National level.**
4. Participate in Community Service Project for not less than thirty hours spread over a period of at least two months and should work once in a week
5. **Twenty Four hour Survival Hike: Stay in an open place with another Rover and survive with available Natural Resources.**

OR

Participate in a cross country overnight Adventure Hike.

OR

Participate in Any International Event out of India

OR

International Adventure Programme

6. Develop Internet Friendship with at least twenty

members of the movement of other states as well as other countries

OR

Be a member of Messenger of Peace and upload at least five projects on the MoP website.

OR

Establish a Geet Manch through crew and Sing Songs from publications of BSG such as Geet Bharti,

Swarn Swar Lehri, Patriotic Songs, Songs Promoting Secularism and National Integration etc. at public places in a village/town/city for ensuring visibility of the Movement.

7. Qualify for the following Proficiency Badges:
- i) **Disaster Management**
 - ii) Any one of the following Rover Proficiency Badges not earned earlier:
 1. Heritage
 2. AIDS Awareness
 3. Soil Conservation
 4. Family Life Education
 5. Blood Donor

Sea Rover:

In addition to tests for Rashtrapati Rover Award mentioned above a Sea Rover will:

- (1) Dive, Swim atleast for ten metres under surface.
- (2) Learn how to rescue a drowning person.
- (3) Have in general, knowledge of shipping in our country.
- (4) Have in general, knowledge about our Navy and its Ranks.
- (5) Know about ten constellations beyond the Zodiac.
- (6) Know about any three methods of splicing and ten knots (bends and hitches used at sea).
- (7) Conduct with safety precautions a chartered cruise for children for a distance not exceeding four kilo meters.

Air Rover:

In addition to Rashtrapati Rover Award tests mentioned above an Air Rover will:

- (1) Demonstrate skill in Aerobatics with an aero model.

OR

Have an experience in a glider for three times.

OR

In an aircraft for a minimum of half an hour.

- (2) Mark International Aircraft / Aerodromes on a world map.
- (3) Have knowledge about military Aircrafts used in the neighbouring countries.
- (4) Know about signal used by W.R., R.T., A.L.D.S., L.A.M.A., cartridges and smoke bombs.

Grameen Rover:

Prescribed syllabus for all tests assigned for Rovers will be applicable for Grameen Rovers. However, subjects found difficult or not related to Grameen Rover may be replaced by appropriate local activities/projects with the permission of SCC on the recommendation of DCC & SOC. The area specific alternate activities may be allowed by the State Chief Commissioner and certificate to that effect should be produced in the testing camp.

Note

- (i) This award is presented by the President of India on the recommendation of **Chief National Commissioner** and can be withdrawn under compelling circumstances by **Chief National Commissioner**.
- (ii) The **Chief National Commissioner** who is the authority to grant the Rashtrapati Rover Award shall issue from time to time suitable directions in respect of the badge tests, services, etc.
- (iii) On completion of the requirements successfully a Rajya Puraskar Rover shall record his attainments for

the Rashtrapati Rover Award on a prescribed form and submit the same to the National Headquarters through proper channel. The Rover must, in the opinion of the Crew in Council be setting a personal example of Scout way of life.

- (iv) The **Chief National Commissioner** shall approve the Rashtrapati Rover Award on basis of certificates of the examiners and on the recommendations of the Crew in Council, the concerned District Commissioner and the State Chief Commissioner.
- (v) On approval of the **Chief National Commissioner**, the Rashtrapati Rover Award Certificate is presented at a formal ceremony by the President of India.
- (vi) The Rashtrapati Rover Badge is worn on the left arm.
- (vii) **Even if a Rover has undergone any training course of the Unit Leader, he will be eligible for Rashtrapati Award.**

15. Rover Proficiency Badges:

Group 1 -

Physical Health

- | | |
|----------------------|------------------|
| i) Climber | ii) Explorer |
| iii) Rambler | iv) Rock Climber |
| v) Self Defence | vi) Sportsman |
| vii) Yoga Instructor | viii) Gymnast |
| ix) Boxer | x) Athlete |
| xi) Free Being Me | |

Group 2 - Character

- | | |
|------------------------------|--------------------|
| i) Family Life Educator | ii) Heritage |
| iii) Personality Development | iv) Public Speaker |

Group 3 - Hobby

- | | |
|------------------------|------------------------|
| i) Cell Phone Mechanic | ii) Computer Operator |
| iii) Desert Folk | iv) First Aider |
| v) Journalist | vi) Motor Mechanic |
| vii) Photographer | viii) Fashion Designer |

- | | |
|------------------|-----------------------------|
| ix) Modeling | x) Fine Art |
| xi) Hair Dresser | xii) Tailor |
| xiii) Web Safety | xiv) Information Technology |

Group - 4 Service

- | | |
|-----------------------|--------------------------|
| i) Blood Donor | ii) Civil Defence |
| iii) Community Worker | iv) Disaster Management |
| v) Literacy | vi) Population Education |
| vii) AIDS Awareness | viii) Ambulance man |

Group 5 - Conservation

- | | |
|----------------------------|------------------------|
| i) Energy Conservation | ii) Soil Conservation |
| iii) Forester | iv) World Conservation |
| v) World Scout Environment | |

(b) For Sea Rover only:

- | | |
|---------------|----------------|
| 1. First knot | 2. Second knot |
|---------------|----------------|

(c) For Air Rovers only:

- | | |
|-------------------|------------------|
| 1. Air Host | 2. Airman |
| 3. Air Mechanic | 4. Air Navigator |
| 5. Air Spotter | 6. Aviator |
| 7. Meteorologist. | |

Note:

- (i) A Rover is eligible to qualify for Rover Proficiency Badges.
- (ii) The syllabus for these badges is given in Appendix.
- (iii) On completion of the tests to the satisfaction of independent examiners appointed by Local / District Association, as the case may be, with approval of the District Training Commissioner concerned. These Proficiency Badges shall be issued by the Local / District Association on the basis of the certificates issued by examiners.
- (iv) All these proficiency badges, unless otherwise stated shall be worn on the right arm in parallel rows.

- (v) All Proficiency Badges of the Rover section shall be in red on grey background.

16. **Rover -in- Service:**

- (1) During the Rover stage the Rover will participate in various service projects taken up by the Crew. However on Completion of Rover stage he will embark upon definite jobs of service to the community either within or outside the Movement.
- (2) The Service Project undertaken by the Rover individually or in groups will be of sustained nature and a record of it will be maintained by the Crew.
- (3) On the completion of 21 years of age, Rover should take up responsibility of Adult Leadership in the Movement.



17. **Hike, Treks and Camps for Rovers:**

- **Rules for “Scout Section” shall apply.**

The words and sentences printed in “**bold letters**” are the **amendments** unanimously approved in the 64th meeting of the National Council held on 30th November, 2014 at the Bharat Scouts & Guides, National Headquarters, New Delhi.

CHAPTER IV

SPECIAL BRANCHES

(A) Extension Scouting :

1. A Scout of the extension branch is one who suffers from physical or mental handicap such as blindness, physical deformity or mental deficiency.
2. A handicapped person is eligible to become a Scout. The rule applicable to a Scout with such modification as may be necessary and special rules laid down from time to time in Appendix shall apply to such an extension Scout.
3. Group of extension Scouts may be formed in a hospital, institution, colony or school; an extension Scout may also become a member of a regular Scout Group; a Group of extension Scout shall function under the jurisdiction of Local or District Association as the case may be.
4. An extension Scout shall pass tests prescribed for a Scout except those from which he is exempted in view of his handicap, in such case, he shall pass the alternate test or tests prescribed for an extension Scout.

(Explanation: The word 'Scout' shall include a 'Cub' as well as 'Rover')

(B) Sea Scouting Branch

- (i). Sea Scout and Sea Rover
 1. Sea Scouts shall form a Sea Scout Troop. Sea Rovers shall form a Sea Rover Crew.
 2. There shall be separate Groups for Sea Scouts and Sea Rovers.
 3. Ordinarily, Sea Scout Troop and the Sea Rover Crew shall form part of the Local or the District Association, as the case may be.

Provided, however, with the approval of the State Chief Commissioner, a separate local or District Association, as the case may be, may be formed of Sea Scout Troops and Sea Rover Crews with a view to impart special instructions in water Craft.

4. Sea Scout Troop or Sea Rover Crew or Local or District Associations, as the case may be, shall forward to the State Association, through proper channel rules in regard to :
 - (i) Inspection of boats or boat used by Sea Scouts and Sea Rovers.
 - (ii) Restriction of said area and the number of persons such boat may carry.
 - (iii) Provision of air tanks, life belts and other safety devices.
 - (iv) Competent person being placed in charge of such vessels.
 - (v) Care and maintenance of the vessels.
5. Instructor in watercraft shall be a person qualified for the purpose.
6. A current valid certificate about seaworthiness of the vessel is necessary.
7. A 'Charge Certificate' is equally necessary.

(C) Air Scouting Branch

Air Scout, Air Rover :

1. Air Scout or Air Rover shall be instructed in air activities. Air Scouts and Air Rovers shall form a separate Air Scout Troop and Air Rover Crew.
2. Ordinarily Air Scout Troop and Air Rover Crew shall function under the jurisdiction of Local or District Association as the case may be.

Provided, however with the approval of the State Chief Commissioner a separate Local or District

Association may be formed for Air Scout Troops and Air Rover Crews with a view to impart special instructions in air activities. Air Scout Troop and Air Rover Crew shall confirm to special regulations issued by the **Chief National Commissioner** in this behalf.

(D) VENTURE CLUB OF BSG:

Prelude : A large number of youth in the rural and urban areas are interested in undertaking adventure activities organised by the youth organisations. There is no such youth organisation at the grassroot level to promote adventure activities.

Proposed Venture Club induct to fill up this gap and also to expand the membership of Bharat Scouts and Guides by retaining the youth members leaving the units on attaining the maximum age limit.

Objectives:

Membership expansion

- to retain outgoing youth in the organisation for a long period.
- to develop leadership competencies in the youth
- to develop physical efficiency
- to promote harmony with nature
- to engage youth in constructive activities in their spare time.

Formation:

The venture clubs will be formed in a locality of village with a minimum membership of 8 members.

Registration:

Each venture club will be required to register with their respective State Association through Local/ District Association with prescribed fee. Each club will be issued a Charter on the recommendation of LA/DA by the state Association.

Office of the Club:

Each club will have an office where its members will meet to participate or to discuss the Programmes and activities according to their plan.

Area:

A Club will be organised for a locality, mohalla, village, factory, institution or a Government Department of public service.

Name of the Club:

Each club will be named after a National Hero or Heroine.

Membership:

The membership of the club will be open to all citizens of India without discrimination of creed, caste or religion living in the locality and willing to accept the Fundamentals of the Bharat Scouts & Guides and accept the rules of the club, having basic education, sound physic and sound mind. Age 18 and above. Preferably up to 40 years of age, Willing member will be invested ceremonially on accepting 'the Promise and the Law after completion of the Pravesh test requirement of a Scout.

Leadership:

There will be a leader for each club between the age of 25 to 45 years and who has undergone the Course for Adventure Leaders conducted by the National Adventure Institute of the Bharat Scouts & Guides.

Organisation:

Each club will have a Club Committee consisting of:

A Chairman

A Vice Chairman

Secretary (The Leader of the club will be Ex. Officio Secretary of the Committee)

Treasurer:

2 or 4 members from the Venture Club members.

Functions of the Committee:

1. To administer the moveable and immovable property of the Club.
2. To decide the programme and activities of the club.
3. To accept membership.
4. To raise Funds for the Club.
5. To approve the expedition activities.

Funds:

The club can generate funds with the help of the local resources conforming to the fund raising rules of the Bharat Scouts & Guides as laid down in APRO 1.

Donations and sponsorship can be accepted by the Committees.

The Treasurer will be responsible for the upkeep and maintenance of the accounts of the Club.

Uniform for members of Venture Club:

- Cap: - Cap in blue colour with BSG Logo.
- Shirt - Grey Shirt or T Shirt of BSG pattern.
- Scarf - Specially designed scarf for the unit.
- Trousers - Navy blue pants/ Jeans with two additional pocket on both legs beside knees.
- Pouch - A black pouch with belt worn around waist.
- Footwear - Black Huntershoe or Sports Shoe.

Following will be worn at the time of participating in the adventure activity.

Optional:

Knife, Axe, Nails, Rucksack, First aid kit, Water Bottle

Programme of the Club:

Local Games

Kusti - Malkam - Yoga

Adventure games

Wide game/ Rush game

Races

Martial Arts

Adventure Tour

Rock Climbing
Skating
Expeditions, Night
Hiking, Exploring

Cycle/ Motorcycle hike
Environmental Education
Nature Ramble

Camping
Self Defence
Nature Collection

Observation & deduction
Photography
Swimming

Advanced Adventure Activities

Mountaineering
Ice- skating
Gliding
Badge
Rambler Badge

Skating
para- sailing
Water sports
Population Education
Star Gazing

Scouting activities to be promoted by venture clubs as part of their regular programme.

Prayer
Fundamentals of the
Bharat Scouts and Guides
Test up to Dwitiya
Sopan and Nipun
Backwoodsman cooking.

First-Aid
Pioneering
Map reading,
Map making
Rescue and Fire Fighting

Eligibility for Leader of the Venture Club

The following are the requirements to undergo Course for Adventure Leaders:-

Age : Strictly between 25 and 45 years.
Qualification : Minimum Matriculate.
Desirable : Knowledge of English and Hindi.

Physically fit to undertake the strain of the Adventure Activities.
Duration of the course of Adventure Leaders: 7 days Including 4 days of adventure programme. Contents of course for Adventure Leaders is incorporated in the Scheme of Training.

BUNNY SCHEME

Back Ground :

Mrs. Lakshmi Mazumdar Former National Commissioner thought of introducing a programme for the children between the age group of 3 to 6 years during the International Year of Child. A Committee was formed and the Bunny Programme was introduced. International Year of Child was the ideal period to launch this project & hence received a great response but later got neglected on account of various reasons. The objective of this scheme was to introduce an attractive programme for sub juniors and also to work it as the feeder to Cub/ Bulbul section. With same objectives this programme is being reintroduced in the present Boy/Girl programme.

Suggested Age Group:

3 to 6 years both for boys & girls.

Name of the Group:

Tamtola (Common for both Boys & Girls consisting of not more than 20 members ratio Bunny to Bunny Leader 10:1 advisable.

Bunny Law :

I shall try to be good boy/ girl

Motto :

“Keep Smiling”

Bunny Salute :

The Two fingers (middle & fore finger) of both hand raised along the side of the two ears depicting the ears of Bunny.

Uniform:

An apron with Bunny symbol against bright background to be worn over the school uniform or any other dress. The emblem be prepared by the National Headquarters in the form of a sticker badge. A Bunny holding up a carrot in right hand with BSG emblem in the centre of Bunny patch.

Uniform for Bunny Leader :

The Leader will be known as- Bunny Aunty (Bunny Uncle only in exceptional cases). It is suggested that Bunny Leaders can be the privilege of females' only. The uniform for the Bunny Leaders with the same as those of the adult Leaders of the regular Group.

Formation:

All activities will be done in free formation

Programme:

Bunny programme is based on four sign posts namely:

- (i) Love for God
- (ii) Love for Nature
- (iii) Creative Activities &
- (iv) Learning to play together -

This is achieved through the following activities.

1. Develop habits of personal cleanliness & social manners cutting parts and assembling simple figure.jig saw puzzle etc.
2. To receive and convey a simple verbal/ telephone message.
3. To receive a visitor and to talk to elders in a courteous way.
4. To Cultivate Social virtues such as standing in a queue, taking one's turn, keeping the place clean, not spoiling the floor, use of the litter bin.
5. Tell one's own full name, address (telephone number if any) and also full name of his / her father / mother and the name of the Office / School where he/ she is working.

Bunny Leaders Training Scheme

Duration of camp- 3 full days or 2 weekends Minimum Number-8

The Training of Bunny Leaders is organised by Guide Wing.

PROFICIENCY BADGES

Proficiency Badges are established with a view to developing in each lad the taste for hobbies or handicrafts one of which may ultimately give him a career and not leave him hopeless and helpless on going out into the world.

The Badges are merely intended as an encouragement to a boy to take up a hobby or occupation and to make some sort of progress in it, they are assigned to an outsider that he has done so, they are *not intended to signify that he is a master in the craft* he is tested in. If once we make Scouting into a formal scheme of serious instruction in efficiency we miss the whole point and value of Scout training and we trench on the work of the schools without the trained experts for carrying it out.

We want to get ALL our boys along through cheery self development from within and not through the imposition of formal instruction from without.

But the object of the Badge System in Scouting is also to give the Scout Master an instrument by which he can stimulate keenness on the part of every and any boy to take up hobbies that can be helpful in forming his character or developing his skill.

B. P.

The words and sentences printed in “**bold letters**” are the **amendments** unanimously approved in the 64th meeting of the National Council held on 30th November, 2014 at the Bharat Scouts & Guides, National Headquarters, New Delhi.

A

P

P

E

N

D

I

X

A.P.R.O PART II (SCOUT WING)

APPENDIX

| A -Cub Proficiency Badges | | | Page |
|--------------------------------------|-----------------------------|--|----------------|
| Group I | Character | | 90-92 |
| Group II | Physical Health | | 93-94 |
| Group III | Handicraft | | 95-96 |
| Group IV | Service | | 97-98 |
| Group V | Conservation and Technology | | 98-101 |
| B - Scout Proficiency Badges | | | 101-160 |
| C - Rover Proficiency Badges. | | | 161-176 |

AIMS, POLICY, RULES AND ORGANIZATION

PART -II (SCOUT WING)

A. - Cub Proficiency Badges are divided into five groups as follows:-

- (i) **Group I Character :**
(Colour of Badge Blue)
 - 1. Collector
 - 2. Gardener
 - 3. Observer
 - 4. Entertainer
 - 5. Story Teller
 - 6. Free being me

- (ii) **Group II Physical Health :**
(Colour of Badge Green)
 - 1. Athlete
 - 2. Cyclist
 - 3. Swimmer
 - 4. Team player

- (iii) **Group III Handicraft :**
(Colour of Badge Yellow)
 - 1. Artist
 - 2. Homecraft
 - 3. Toy Maker
 - 4. Book Binder
 - 5. Needle worker

- (iv) **Group IV Service :**
(Colour of Badge Red)
 - 1. Cook
 - 2. First aider
 - 3. Guide
 - 4. House orderly

- (v) **Group V Miscellaneous:
Conservation and Technology**
(Colour of Badge : Orange)
 - 1. World Conservation
 - 2. Heritage
 - 3. Computer Awareness.

2. A. SYLLABUS OF CUB PROFICIENCY BADGES

GROUP I CHARACTER

1. Collector

Make a collection of one group of objects, neatly and systematically arranged for a period of at least three months and know something about them. Nature of the collection should be chosen by the Cub. Suggestions are as follows.

Stamps, postmarks, picture postcards, matchbox, top crest, coins, feathers, moths, butterflies, leaves or flowers (for the purpose of the last two, photographer or carbon reproductions may be accepted). Minimum number of articles to be collected in a group shall be 25.



OR

Keep a Scrap book, diary of events etc, for a period of at least three months.

2. Gardener :

(i) Take care of a plot of ground not less than 1.50 sq. metres for a minimum period of three months and grow at least three kinds of vegetables or flowers on it.

(ii) Be able to name, not less than four of each of the following in any area or garden:-

(a) Trees or Shrubs.

(b) Flowers or vegetables.

(c) Standing crops and name four common weeds and be able to use the following tools:- spade, fork, shovel, rake or equivalent local implements.



- (iii) Make a scrap book of not less than six pages of pressed leaves. Flowers or vegetables. A minimum of twelve subjects to be shown.

Note : In case of Packs in towns, where gardens are not available following alternatives can be taken in place of No. (i) & (ii).

- (i) Care for a window - box for three months. Care for two or more perennial plants in pots for three months.
- (ii) Grow two of the following:
 - (a) bulb (flower or vegetable) in water, sand or soil.
 - (b) Mustards, cress, peas, melon or beans on flannel or blotting paper.

3. Observer

- (i) Either have observed appearance and have some knowledge of habits of either five Indian animals, or five Indian birds and be able to recognize them from life, or know names and appearance of either ten flowers .or ten Indian trees or shrubs and know what common plants are poisonous to animals and human beings.
- (ii) Know seasons at which different kinds of fruits and vegetables can be obtained in the locality and when main crops harvested.
- (iii) Find his way to an unknown spot, not more than 300 metres away by following direction given to him by Examiner (either compass directions or signs made on ground or landmarks or combination of these).
- (iv) Be able to play a memory game remembering 12 objects out of 16.



Note : It is preferable to select variations of the game which are not used in Scout Troop.

4. Entertainer

Be able to do any three of the following.

- (i.) Play a piece of simple music correctly on instrument or sing a piece of simple music in a correct manner.
- (ii.) Be able to take part in the performance of a skit.
- (iii.) Be able to recite an action song with appropriate action and movement.
- (iv.) Dress up and play a part in a depicted story or historical event.



5. Story Teller

- (i) Tell one story in an effective manner to others.
- (ii) To know a story out of 'Panchtantra' or 'Jatak Katha' and tell to the cub master.
- (iii) To collect a story from the news paper in your regional language and tell to the members of your Six.
- (iv) To narrate an incident out of the life History of a Historical Hero or prophet of your state.



6. Free Being Me



GROUP II - PHYSICAL HEALTH

1. Athlete:

Pass the following tests:

- (i) Sprint 35 metres in 10 seconds
- (ii) Jump 0.6 metres (High jump)
- (iii) Jump 1.8 metres (Long jump)
- (iv) Climb a rope or pole or palm tree 10.5 metres high.
- (v) Throw a cricket ball or a ball weighting 152 to 162 grams, to a distance or 18.30 metres and Catch one throw from a distance of 9.15 metres.



2. Cyclist :

- (i) Know how to ride a cycle.
- (ii) Know how to clean and oil the cycle.
- (iii) Know how to pump the tube and set valve.
- (iv) Know traffic rules of roads.



3. Swimmer :

- (i) Be able to swim 25 metres.(any stroke).
- (ii) Be able to float in back for 60 seconds in salt water or 30 seconds in fresh water or tread water for 2 minutes in salt water or 1 minute in fresh water.
- (iii) Swim on back 14 metres.
- (iv) Be able to “ back duck dive” (i.e. dive while standing in water or swimming : (or as an alternative) perform a “ Honey pot” (i.e. jump with arms clasped round knees from a board, bank or boat).



4. Team Player

- (i) Be a regular playing member of a properly organised team of football, rounder cricket, kho-kho, kabaddi, atyapatya or some other organised game of similar nature. (Team must be under control of C.M., Cub's school master, or other person approved by the C.M.)



- (ii) Have played at least 5 matches, and must be specially recommended by his captain and by person responsible for the team as being a keen sportsman like player.

The words and sentences printed in “**bold letters**” are the **amendments** unanimously approved in the 64th meeting of the National Council held on 30th November, 2014 at the Bharat Scouts & Guides, National Headquarters, New Delhi.

GROUP III - HANDICRAFT

1. Artist :

- (i) Draw with pencil, brush, pen or crayon original illustration of any incident or character in simple story (size not less than 18 cms. by 13 cms.)
- (ii) Do one of the following:
 - (a) Draw from life or memory in pen and ink or pencil an animal or human being.
 - (b) Draw from nature a landscape or still life group.
 - (c) Keep a sketchbook for a period of three months and draw at least 12 sketches.
 - (d) Illustrate a story by means of matchstick figures in not less than four pictures.
 - (e) Make a simple greeting -card using pencil, brush, pen or crayon.
 - (f) Make a model of a human being or an animal (not less than 20 cms, high) of wax, soap, clay or cardboard or any other suitable substance.



Note : Natural bent of the Cub is to be encouraged in every way : the spirit and intention of work is to count as much as adherence to academic rules.

2. Homecraft:

Thread a needle and sew on a button and carry out any two of the following tests.

- (a) Knit or crochet a useful article.
- (b) Make a piece of netting good for a bag. Hammock etc.
- (c) Work a design in cross- stitch on canvas.
- (d) Make a rug or mat on canvas or Hessian.



- (e) Darn a hole in a jersey or stocking or mend a tear.
- (f) Wash and iron his scarf.
- (g) Make a basket and sweeping broom.
- (h) Weave a useful article in ruffia.
- (i) Weave the webbing of a bed.
- (j) Make a ' tattle' or ' chatai (straw mat).
- (k) Spin 50 metres of yarn with taklie or Charkha.
- (l) Paint a wall or floor (village style).
- (m) Make an article of straw, palm, cane, reeds or bamboos.

3. Toy Maker :

Make an article from odds and ends such as fircones, cloth pegs etc. and either a toy of a reasonable size such as an engine, motor car, doll or animal, or in reasonable correct proportions and colouring a compost toy such as a farmyard, jungle or animals, cottage with furniture, park with animals.



Note : An article presented for Dwitiya Chraran test must not be admitted for this badge.

4. Book Binder

Perform the following operations in binding of a Book:

- (i) Sew an ordinary exercise notebook and fix a cover on it.
- (ii) Hold and paste on end papers, glue up and line with mull round the back and add second lining.
- (iii) Cut boards and cover with cloth or paper, and put book into the case.
- (iv) Bind one text book of a needy boy.
- (v) Teach book binding to one cub or a friend.



5. Needle Worker

GROUP IV- SERVICE

1. Cook :

- (i) Know simple fire precautions.
- (ii) Be able to lay and light a fire in the open and make chapatti or upma or dalia.
- (iii) Cook rice and dal or vegetable or khichari or fry or poach an egg.



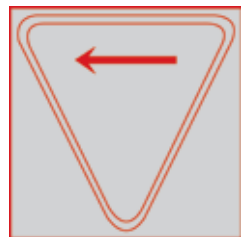
2. First Aider :

- (i) Know how to clean up and treat a graze.
- (ii) Be able to dress and put triangular bandage on hand, foot and knee and put on a large arm sling and tie a head bandage correctly.
- (iii) Know how to stop bleeding from the nose.
- (iv) Know how to extinguish fire on clothes on body and how to treat minor burns and scalds, choking, sting and snake bite.
- (v) Show that he understands the need for summoning adult help.
- (vi) Know simple treatment for shock.
- (vii) Know treatment for sprains and how to apply bandage to sprained ankle.



3. Guide :

- (i) In country : Know the nearest police station or thana, dispensary, hospital, village doctor, vaidya or hakim, nearest bus stand, railway station,



market, dharamshala or sarai, nearest post and telegraph office, rest house and veterinary hospital.

OR

(ii) **In Town :**

- (a) Know the route to the nearest police station, doctor's residence, chemist's shop, station, patrol station, motor garage, hotel, post and telegraph office.
- (b) Know how to call fire brigade, police and ambulance.
- (c) Be able to give clear and distinct directions to guide a stranger politely and promptly

4. **House Orderly :**

- (i) Peel potatoes and boil or fry them.
- (ii) Make a bed, wash up crockery, utensils etc.
- (iii) Clean windows and brass work.
- (iv) Sweep and tidy a room or scrub a table.
- (v) Be able to prepare Tea or Coffee or any other hot drink.



GROUP - V

Conservation and Technology

1. **World Conservation :**

- (1). Do three of the following
- (a) Visit a Zoo, Botanical garden, natural history museum, or see a film about wild animals and tell examiner about your observation.
 - (b) Own a pet for at least three months and look after it carefully.
 - (c) Take part in litter chase in a public park or garden, school premises or any other public place for three hours utilizing one hour at a time.



- (d) Take part in a pack expedition involving nature study and make a log of your collections.
 - (e) Make set up and maintain a bird bath and bird feeder.
 - (f) Build and put up a den box for birds.
 - (g) Plant shrubs or grass on area where there is no vegetation cover and look after it for at least three months.
 - (h) Start compost heap in the backyard or garden.
 - (i) Demonstrate danger of soil erosion and preliminary steps which could be taken to prevent it.
2. Should improve his environment by planting a tree, small grassy lawn or any other plant out of door in a box in balcony or indoors in flower pots.
3. Carry out one of the following projects:
- (i) Keep a scrapbook and tell his examiner about any five animals in a zoo, their country of origin, feeding habits and details of special care they need in a zoo.
 - (i) Together with a friend arrange for members of his pack a nature trail.
 - (ii) Choose a wild animal or a tree, fish or bird, discover all he can about it and report his discoveries to his examiner.

Note:

- (1) The badge is accompanied by a special certificate signed by the State Chief Commissioner.
- (2) The badge will be worn on the right chest above the line of pocket in the case of a shirt or a similar place on jersey.

2. HERITAGE

Cub

The Cub should understand the basic components of their own local culture :

They may compile their study in the form of an illustrated scrap book.



- I. Physical Environment of their locality (famous hills, rivers etc.)

Common trees

Common plants and their uses

Common birds

Flora and fauna of the region

- II. He should first know & understand his own cultural identity & Heritage – family, tradition, customs etc.

- (1) Scrap Book containing items like a “familytree” tracing ancestors may be prepared.
- (2) Participation in local festivals recorded in photographs or description.
- (3) Traditional songs & dances.
- (4) Food prepared in that culture.
- (5) Traditional costumes.

- III Arts of their locality, Buildings, Places of worship, Music, Musical instruments, Dances, Puppetry, Food, Costumes then and now.

- IV. Practical work

- Visits to local monuments and museums
- Learning a traditional craft of the locality like pottery, rangoli etc.
- Enacting stories and local legends

3. Computer Awareness

- (1) Have knowledge of brief history of Computer and its latest development.
- (2) Acclimatization with computer components and peripherals.
- (3) The best use of computers in Scout/ Guide activities.
- (4) Knowledge of the commonly used packages.
- (5) Perform the following.



- (a) Use Floppy and the hard disc in the computer.
- (b) Booting and shut down of computer

(B) SCOUT PROFICIENCY BADGES :

Holder of a Proficiency Badge should always keep his knowledge up-to-date. If not found so by an appropriate authority the badge can be withdrawn.

1. AIDS Awareness:

- (1) Know and understand the modes of HIV transmission and the modes of prevention.
- (2) Know the natural history of the disease.
- (3) Know the steps taken by the health authorities towards preventings its spread.
- (4) Plan a programme for public awareness regarding:
 - (a) The dangers of contracting the disease.
 - (b) Modes of Transmission.
 - (c) To dispel myths and disinformation regarding HIV infection and AIDS.
 - (d) Methods of prevention in the Individual and in the Community.



2 Air Spotter :

- (1) Recognize within 20 seconds display of silhouettes of latest six military and six civil aircrafts in service in our country.
- (2) Make three model aeroplanes (uses of kit permissible) for identification purpose and practices. These models need not fly.
- (3) Know National markings, both service and civil of aeroplanes of India and two foreign countries.



- (4) From observation record over a period of three months, the passing of number of aeroplanes stating, where possible, date, time, and place seen, direction in which flying, whether service or civil, number, state of weather and country of origin or demonstrate ability to identify actual aircraft in flight.

3. **Ambulanceman:**

To be worn on both shoulders just below the shoulder badge. (Red Cross on white ground with Ring)



- (1) Be able to answer questions from Pratham Sopan, Dwitiya and Tritiya Sopan tests for first aid.
- (2) Know how to deal with bleeding major and minor.
- (3) Diagnose and bind a broken limb.
- (4) Know how to deal with choking by Heimlich's manoeuvre.
- (5) Demonstrate mouth- to- mouth resuscitation.
- (6) Demonstrate how to make an improvised stretcher and apply a roller bandage.
- (7) Demonstrate how to send a correct message, verbal, written or by telephone.
- (8) Demonstrate two methods of carrying a casualty with one first aider and two more methods of carrying a casualty when there are two first aiders.

4. **Archer:**

1. Make a bow and an arrow with which:

- (i) He shall score, 45.7 metres (50 yards) regulations 1.20 metres (four feet) target, 60 points, with 30 arrows.
- (ii) He shall also score, on such a 1.20 metres (four feet) target at 36.5 metres (40 yards), 10 points of 30 arrows.



2. Know something of history of archery and principal archer's of the past and present time with their records.
3. Teach archery to atleast three more Scouts for a week or in a summer camp.

5. **Artist :**

(1) Demonstrate his interest, practice and proficiency in some form or one of the following.

(i) Graphic Art: Sketching, painting, etching, woodcuts, linocuts etc.

(ii) Decorative Work: Wallpaper design, or woven fabrics, posters, book- jackets, wrought iron etc.

(iii) Plastic Art: Modelling in clay, plasticine, designing and making pottery etc.

(iv) Carving : Wood, stone or semi- permanent material e.g. soap.

(v) Lettering: Roman script etc.



In no case, work is to be a copy or tracing and he must be prepared to state on his honour that work is done entirely by his own hand.

Note :

- (1) The theme of the art should be something to do with national problems like Conservation, Population, Education etc.
- (2) Prepare his master piece and keep in his club room or present to a disabled child.
- (3) In the presence of the examiner make a sketch for some object, or group of objects, or design selected by him relating to subject chosen in (1).

6. **Athlete:**

- (1) Demonstrate proper method of sitting, standing, walking, running and of starting a race.

- (2) Give evidence of proper training and of taking regular bodily outdoor exercises.
- (3) For age group 12 to 14 years – gain points in four of the following in accordance with his age



12 years- 26 points

13 years - 30 points

14 years- 36 points

Standard –6 points, Ist class –8 points, Special – 10 points

- | | | | | |
|-------|-----------------------|-------------|--------------|---------------|
| (i) | 100 metres run | 16 secs | 15 secs | 14 secs |
| (ii) | 800 metres run | 2 min. | 2 min. | 2min. |
| | | 46 secs. | 43 secs. | 40 secs. |
| (iii) | Running High Jump | 1.06 metres | 1.13 metres | 1.20 metres. |
| (iv) | Running Long Jump | 3.80 metres | 4.10 metres | 4.40 metres. |
| (v) | Throwing cricket ball | 36.5 metres | 41.00 metres | 46.00 metres. |

OR

Putting the shot (8.11bs) 6.10 metres, 7.62 metres 8.53 metres.

For age group 15 to 17 years.

Gain points in five of the following in accordance with his age:

15 years 40 points

16 years 45 points

17 years 50 points

Standard –8 points, Ist class-10 points

Special –12 points

- | | | | | |
|-------|-------------------|-------------|-------------|-------------|
| (i) | 100 metres run | 15 sec. | 14 sec. | 13 secs. |
| (ii) | 800 metres run | 3 mins. | 3 min. | 2 min. |
| | | 20secs. | 10secs | 40 secs. |
| (iii) | Running High jump | 104.14 cms. | 121.92 cms. | 137.16 cms. |

- (iv) Running Long jump 3.66 metres 3.96 metres 4.47 metres
- (v) Putting the shot (13 lbs) 6.10 metres 7.62 metres 8.53 metres.

OR

Throwing the cricket ball 38.10 metres 47.72 metres 50.96 metres

- (vi) Dands and Baithaks 15 dands 30 dands 50 dands (86secs.) (1 minute 10 secs.) (2 mins)
Squat Thrust (30 secs.)

7. Aviator :

(This badge is open to Air Scouts)

1.
 - (i) Know proper conduct to adopt and ordinary safety precautions to follow when on an aerodrome or near aircraft.
 - (ii) indicate wind direction for landing both by day and night and assist in taxing and towing an aircraft.
 - (iii) Use chocks, and improvise them. Understand importance of keeping people away from an aircraft, when stationary or moving and the necessary of leaving a wrecked machine, or parts of it undisturbed, until police or officials arrive.
 - (iv) Show what constitutes a reasonable landing ground and name three possible landing grounds in the neighbourhood: also know compass directions of principal aerodromes within 80 km. of Troop Headquarters.
2. Have a knowledge of the theory of flight and aerodrome :
- (3) Construct model aeroplane (use of kit permitted) which shall have following minimum flight (third like performance):



Glider

- (i) Hand launched 25 seconds.
- (ii) Tow launched with a maximum of 60 metres line 45 seconds.

Aeroplane:

- (i) Rubber powered 30 seconds
- (ii) Engine powered with control line(15 seconds maximum motor run) 45 seconds

Demonstrate his model by making:

A smooth take off, three laps flights at approximately 2 metres and climb and dive with smooth landing.

8. Backwoodsman:

- (1) Make a satisfactory shelter for two people out of materials available locally and sleep in it, for at least one night, preferably alone or with another scout other than a Dwitiya Sopan Scout.
- (2) Be able to cook his food for night without utensils. (Troop camps should not be counted for this test.)
- (3) Prove his skill in finding his way alone without using maps of roads or making enquiries across unknown country to a well defined point not visible at start.
 - (i) by day using a compass for distance of not less than 5 kms.
 - (ii) by night using stars for distance of not less than 2 kms.
- (4) Use a primus stove and cook his meal.
- (5) Have attained Tiritiya Sopan standard in pioneering.
- (6) Know how to use a First Aid box, and know dangers of unprotected drinking water and methods of purifying it.
- (7) Know how to identify 2 poisonous snake in your area and know how to manage snake bite.



- (8) Build a 'still to collect water by condensation for drinking water and demonstrate a way to make water fit for drinking.

9. **Basket Worker:**

- (1) Have general knowledge of the raw material used in making baskets.
- (2) Know where raw material is obtained from and how it is prepared for working.
- (3) Produce an article of practical use made entirely by himself in either bamboo, cane, reed or straw or other natural material.



10. **Bee Master:**

- (1) Have a knowledge gained in practice of swarming, dividing and uniting hives artificial feeding and management generally.
- (2) Own a hive and maintain a colony for at least six months or more and have extracted 1.35 kg.(3lb) of honey from his own hive.
- (3) Prepare his own bee hive box.
- (4) Involve five or six rural / slum youths and encourage them to start their own bee hives.
- (5) Get in touch with Agricultural Departmental people and ask for further advice.



11. **Bird Warden:**

- (1) Prepare charts, pictures of threatened species of birds in his district and arrange a display in his village / mohalla.
- (2) Be able to construct three types of nest boxes for different species



of birds and show how they should be used to the best advantage.

- (3) Have fed birds in his district for at least three months by means of food houses, food tables or food sticks.
- (4) Produce a notebook and be familiar with habits, calls and appearance (plumage, size etc.) of seven varieties of birds in his district.
- (5) Have kept a record of one bird (other than national bird) and its nest for at least three months or rear atleast five pigeons or any other bird for three months and report to the Scout Master or pay visit to the nearest National park and report to the Scout Master.

Name of the bird, date when first seen or heard, date of finding nest, kinds of tree or bush or tussock, height, above the ground, number of eggs or young, date of leaving nest, remarks on the items of record.

12. **Boatman:**

- (1) Hold the Oarsman Badge.
- (2) Sail a boat, tack, wear, reef, make and shorten sail.
- (3) Bend sails and make them up for stowing away.
- (4) Distinguish by their rig or outline, the usual types of present day sailing and stream vessels.
- (5) Know use of and way of construct of a sea anchor.
- (6) Know the road at sea.



13. **Bookbinder:**

Perform the following operations in binding of a book:

- (1) Prepare parts of sections for sewing and sew sections on tapes.
- (2) Fold and paste on end papers, glue up and line with mull round the back and add second lining.



- (3) Cut boards and cover with cloth or paper and put book into case.
- (4) Bind two text books of a disabled child or a poor student from your group or from school library.
- (5) Teach book binding to one more scout or a friend.

14. **Braille:**

- (1) Transcribe from print with not more than ten errors in three layer sheets and read by sight or touch grade I, including poetry interlined and written both sides.
- (2) Read books for a blind student or person for an hour for a week.



15. **Camelman:**

- (1) Know general means of transportation used in the desert areas.
- (2) Have general knowledge about a camel – the Ship of the Desert, its types and breeds, characteristics of a good camel, its habits and nature, food and water, gait and speed, winter madness and how to protect from it, differences between saddle, frame, and Dol and know how to saddle a camel, know common diseases for camel and how to apply first aid to those. Know how to decorate a camel (with gorbund, jhula etc.)
- (3) Hike: Know tradition attached to journeys on camel back in night or during the day.
 - (i) Know how to find time and direction with help of stars.
 - (ii) Know rule of journey on foot in deserts and how to protect against sunstroke and thirst.
 - (iii) Undertake journey of an aggregate of (48 km./30 miles) on camel back with one friend.



Every journey should be at least 16km. (10 miles) During these journeys, must have studied the general life of people in the desert and habits of camel and submit a log of his observation. During these journeys one must have spent at least two nights at some oasis or a village in desert.

- (iv) Life of the people : Either sing a common folk song of camel man or play an Algoje or take part in any folk dance of desert area.

16. **Camper:**

- (1) Know what are normal requirements in regard to a personal kit for a week's camp, personal kit for a weekend hike or cruise : equipment and rations for a weekend patrol camp or cruise (7 boys)



- (2) Either know principal points to look for in selection of a Patrol or Troop campsite and describe with rough plan, how he would lay out a patrol camp with reference to tent, kitchen, sanitation, etc.

OR

Know how to select an anchorage mooring or berth for a rowing or sailing vessel, a sea going vessel.

- (3) Demonstrate that he (a) understand the use and care of an axe : (b) understands use of and can tie following knots in addition to Pratham Sopan and Dwitiya Sopan test knots, slip reef, double sheet bend, bowline on bight and manharness knot.
- (4) Demonstrate how to pitch, strike, pack and execute petty repairs to a 90 pounder and 180 pounder choldary, or make a hut of materials locality available sufficiently big for his patrol to sleep in.
- (5) Show that he has a satisfactory knowledge of camp cookery and understands proper methods of storing

food, purification of water and how to dispose of refuse.

- (6) Have camped under canvas or in temporary hut constructed by him or on board ship, or boat with his Troop or patrol for not less than twelve nights and have camped out alone or with another scout for at least 3 nights not necessary consecutively in either case.

17. **Camp Warden:**

- (1) Have camped atleast for ten nights on four occasions.
- (2) Have assisted as a full time Quarter master of a summer camp of scouts.
- (3) Have assisted as a permanent Camp Warden in his duties for three days.
- (4) Must be able to know about Tent Craft and ways of keeping Camping and Training material safely.
- (5) Must be able to maintain a Camp Library.
- (6) Must have a fair knowledge of camp sanitation.
- (7) Have sufficient knowledge about first aid and ways to seek help in emergencies.
- (8) Must be able to estimate, purchase, issue and supervise cooking materials and distribution of food to campers in camp.



18. **Cancer Awareness:**

- (1) Recognise *Carcinogens encountered in daily life.
- (2) Know the board outlines as to how Cancer Patients are treated and **palliated.
- (3) Draw up a plan to create public awareness for the following:
 - (a) The Seven signs & symptoms of Cancer.



- (b) Cancer is curable if detected early.
- (c) Avoidance of harmful habits which could cause cancer.
- (d) To dispel the myths attached to Cancer.

*Caracinogens-any substance that produces Cancer.

** Palliated - to make disease less severe without removing its cause.

19. **Carpenter:**

- (1) Drive in screw up to 38 mm.(1.5 inch.) without damage to wood or screw.
- (2) Nail on a packing case lid correctly, using 38mm. (1.5 inch.) nails, or make a box.
- (3) Make a saw cut lengthwise with an ordinary saw 25mm.(1 inch) board.60 cm. (2 feet) long, the cut not to deviate from the line more than 1/33 mm. (1/16th or an inch)
- (4) Sharpen a chisel and plane bit make a housing tenon and mortise and halved joint.
- (5) Either dovetail, two pieces of wood together not less than five dovetails, or make a properly framed stool, chair or other piece of framed furniture.
- (6) Have a basic knowledge of woods in local use and know nature and common use of each.
- (7) Help the head of your institution in repairing school furniture or of any other institution.



20. **Citizen:**

- (1) Must know the basic qualification of a voter and enthruse every voter in his family and neighbourhood to exercise the same.



- (2) Know:
- (i) Powers and functions of the President and Vice-President of Indian Union and Governors in the State.
 - (ii) Functions of the Lok Sabha, Rajya Sabha, Vidhan Sabha and Vidhan Parishad.
 - (iii) Functions of Local bodies such as Municipality Local Board (Zilla Parishad, Cantonment Board and Panchayat) with Special reference to his own area.
- (3). Know functions and working of the State, Local administration.
- (4) Have a general knowledge of the working of judicial system of the country.
- (5) Must participate actively in a mock parliament of school Troop.

21. **Climber:**

- (1) Have completed the age of 14 years.
- (2) Have a knowledge of mountainous area covering at least 2 kms. radius and know the nearest telephone and doctor in case of emergency.
- (3) Find the way to a given point in a mountainous area using a compass and Survey of India map (or its local equivalent) and display climbing ability.
- (4) Know First - aid treatment for fractures, dislocation, bruise, concussion, shock and know method of transportation of a patient.
- (5) Have hiked in a mountainous area of at least 1200 metres height for at least three days (not necessarily consecutive).
- (6) Should have obtained the Rock Climbing Certificate of a recognized course.



22. Civil Defence:

- (1) Know details of Civil Defence Organisation service existing in his mohalla or area and within a radius of one kilo meter around the residence, school or place of work, for instance name of the Warden, the location of Warden's posts, First Aid post, Dispensaries, Hospitals and other A.R.P Services available in the area.
- (2) Know how to fill in report form correctly in respect of emergencies and send written report to the wardens concerned.
- (3) Know first aid treatment and methods of rescue in case of casualties that are likely to happen in air raid and such other emergencies.
- (4) Know at least two methods of fire fighting.
- (5) Produce a certificate of having registered his service with the Civil Defence Organisation of his mohalla or area and of having received training in one of the following Civil Defence Services.
 - (i) Fire-fighting Squad,
 - (ii) First- Aid Party,
 - (iii) Messenger Service and
 - (iv) Telecommunication.
- (6) Know the ways of rescuing persons from collapsed houses.



23. Community Singing:

- (1) Sing two songs either in your Mother Tongue or the Regional languages.
- (2) Explain the meaning of the above songs.
(Regional/Mother Tongue)
- (3) Sing in correct tune with correct pronunciation - one song other than Regional language and Mother Tongue.



- (4) Teach one song to your Patrol/Group and present the same with the Group in a Camp Fire/in event like Rally.

24. **Community Worker:**

- (1) Know the process of Community Development.
- (2) Convince at least twelve young boys of the locality and encourage them to join the movement.
- (3) Become a liaison between Community and other resources of development i.e. Banks, Hospitals, specialists etc.
- (4) Help people plan for solving at least two of their basic needs e.g. : clean water, school building, vegetable market place etc..
- (5) Help in an immunization camp in his village/ mohalla /slum.



25. **Computer Awareness:**

- (1) Have knowledge of Brief History of Computer and its latest development.
- (2) Acclimatization with computer components and peripherals.
- (3) The best use of computers in Scout/ Guide activities.
- (4) Knowledge of the commonly used packages.
- (5) Perform the following.
 - (a) Use Floppy and the hard disc in the computer.
 - (b) Booting and shut down of computer.



26. **Cook:**

- (1) Know necessary ingredients of a balanced diet.
- (2) Know how to buy provisions and vegetables and draw up priced and dietically sound menu to include quantities required for a camp of week's

duration for at least one patrol of six Scouts.

- (3) Make a proper cooking place, lay and light a fire using Maghan Chulah, Trench fire, Altar fire etc. and cook there five local standard dishes and two beverages as prescribed by the examiner. In Urban areas gas stoves and primus stoves may be used and out of the five dishes two of these must be cooked without utensils.
- (4) Serve food in a proper manner.
- (5) Know how to store provisions in a hygienic manner.



27. Cyclist:

- (1) Sign a certificate that he owns, or has the use of, for at least six months, a bicycle or motorcycle, in good order correctly equipped with lamp, bell or horn, rear lamp and pump and that he is able and willing to use it in the service of the country, if called upon, at anytime, in case of emergency.
- (2) Ride his machine satisfactorily, keep it in good running order and in the case of a pedal cycle show that he can mount and dismount neatly by either pedal.
- (3) Mend a puncture, remove and replace a brake and wheel and adjust any part of his machine to the Examiner's satisfaction.
- (4) Know the highway code, traffic signals, correct time for lighting up-i.e. time after Sunset- understand the system of road numbering and be able to read a road map.
- (5) Repeat correctly a verbal message after a ride of at least an hour's duration.
- (6) Inform the examiner on the use he has made of his machine in last six months.



- (7) Must be able to carry a casualty on an improvised bicycle ambulance.

28. **Dairyman:**

- (1) Have knowledge gained by practice of the management of atleast one animal (cow/ buffalo or goat) and produce a certificate from the parents (if at home) or from the owner where he worked for atleast three months.
- (2) Demonstrate care of dairy utensils and appliances used in the area.
- (3) Know milking and sterilization of milk including pasteurisation.
- (4) Know processing of milk e.g. making curd, cheese, butter and ghee.
- (5) From veterinary doctor know about two types of common diseases and first - aid to be rendered to milk cattle.
- (6) Enthuse atleast six neighbours to improve the breed of their cattle by artificial insemination.
- (7) Propagate in the mohalla better formula of a balanced cattle feed in ten houses having cattle.



29. **Debator:**

- (1) Propose, at least two subjects and oppose at least two others in property conducted debates.
- (2) Participate in debate, in the presence of the examiner for at least five minutes of subject under discussion having prepared the subject thoroughly and submitted concise and orderly notes of his speech.
- (3) Know ordinary rules of debate, duties and powers of the chairman.
- (4) Know how to chair a debate.



- (5) Be able to lead a discussion successfully in a group.

30. **Desert Folk:**

Have knowledge of the following:

- (1) Life in Desert: through his own study and observation of the life in desert know the following:-
- (i) Geographical situations-land, river, climate, etc.
 - (ii) How people live.
 - (iii) Standard and way of life, costumes normally worn, food habits, etc.
 - (iv) Normal habits of the people, special customs, traditions, religion, superstitions and taboos.
 - (v) Ways of earning the livelihood.
 - (vi) General problems of the people created by nature and ways of solving them



Submit reports of three hikes undertaken for study of the above. Report should cover an area of 24 sq. km. around his village or town and should include report regarding village: places of habitation, routes, place of water, oasis and camping sites in the area.

- (2) Nature Study :
- (i) Should know and collect common proverbs and sayings forecasting the weather and prepare a log of his own observation based on these sayings
 - (ii) Find out the velocity of wind.
- (3) Water and irrigation:
- (i) Know the methods of irrigation, methods of cleaning water and know dangers of using polluted water. Know the assistance given by the Government for removal of water scarcity.
 - (ii) Know principal crops and cereals of the area, the canal or dam used for irrigation and ways to conserve water in the fields.

(4). **Handicrafts:**

Should prepare a piece of rope out of natural materials available in the area or weave a cot or prepare model out of natural material available in the area or prepare a thatching with natural material found in the area and show its use.

(5) **Hike:**

(i) Through hikes undertaken obtain knowledge of special natural phenomena of desert area viz; mirage, Bhanwari (land-slide) etc.

(ii) Perform service of at least 51 hours in anti-locust campaign or any other kind of approved social service.

31. **Drug Awareness:**

(1) Be aware of the various types of drugs, proprietary or *clandestine that can be abused.

(2) Understand the terms addiction, dependence withdrawal and tolerance.

(3) Know the dangers to health of drug abuse.

(4) Understand how and why people get addicted to drugs.

(5) Plan a drug awareness programme.

(6) Know the different modes of help available to drug addicts.

* Clandestine- kept- secret.



32. **Disaster Management:**

33. **Ecologist:**

(1) Know about the other agencies working for ecological balance.

(2) Enlist co-operation of a specialist in the vicinity to educate people about this by way of discussions, audio visuals etc.



- (3) Propagate against cutting trees.
- (4) Organise Van mahotsav in monsoons.
- (5) Educate people about pollution problems in the area.
- (6) Work for solving any three of the following problems:
 - (a) Soil erosion
 - (b) Tree Cutting
 - (c) Killing animals
 - (d) Wastage of water or water pollution
 - (e) Air pollution
 - (f) Littering.

34. **Electrician:**

- (1) Have an elementary knowledge of the terms and measurements used in electrical work.
- (2) Make connection in electric wiring and replace defective switches, lamps, holder and fuse wires correctly, know the necessary precautions which should be observed.
- (3) Know construction of primary cells. Electric bells, telephones, motors and dynamos. Make a simple electric - magnet; or Telegraph key and use it.
- (4) Be able to replace the heating elements of a domestic electric iron, kettle or heater:
- (5) Know how to read house metres and to calculate electric consumption.
- (6) Know rules of safety from electricity and how to treat an electric shock.



35. **Electronics:**

- (1) Explain the basic electronic theory.
- (2) Know functions and types of resistors, capacitors, rectifiers, diodes, transistors and integrated circuits.



- (3) Demonstrate the correct way to solder and up solder and fit components to printed circuit board.
- (4) Be able to read and label a simple circuit diagram.
- (5) Have knowledge of electronic testing equipments.
- (6) Using kit, assemble a simple electronic apparatus.

36. **Entertainer:**

The theme of entertainment programme must be on a subject relevant to the needs of the community e.g.:

- (i) Birth Control
- (ii) Anti Dowry
- (iii) National Integration
- (iv) Conservation
- (v) Nutrition
- (vi) Sanitation etc.



- (1) Entertain by himself, for at least 10 minutes, with a varied programme for the following: Recitation, songs, conjuring tricks, character sketches, stories, ventriloquism, stum speeches, step dancing, playing the banjo, penny whistle, mouth organ, flute, veena or shahanai etc. or rehearse and present a play for his patrol lasting not less than 20 minutes or be judges by his performance in a play or Group show atleast at four places spread over a period of three months.
- (2) The performance in each of these cases shall have taken place before a mixed audience.

37. **Explorer:**

- (1) Have thoroughly explored within a period of 12 months, an area of at least 5 km. Radius (preferably round his own home or Troop Headquarters) for one of the following specific objects.

- (i) Tracing out all footpaths, bridle paths and water ways; shown on past and present maps and



reporting on their present existence and condition.

- (ii) Preparing a full report on industries of the locality, nature of its agriculture, making an approximation of the amount available of land and land under pasture ; and the use to which it is put.
 - (iii) Making a full report on history of the area giving particulars and history of any antiquities of places of special interest and the extent to which it is disfigured by advertising etc.
 - (iv) Preparing a report on the trees, flowers, birds and animals common to the area.
- (2) Have a sound knowledge of not less than 8km. of a navigable river or canal, including knowledge of tides, channels, shoals or mud-banks, where tides are strongest, mooring place, local rules age customs, including local rule of the road and conservancy regulations affecting use of the Water way by Scout (e.g. restrictions of bathing, prevention of river pollution) and know where special dangers exist.
- (3) Knowledge of two camping sites adjacent to mooring places within the area with names and address of owners and where drinking water and supplies are obtainable;

Note: In all cases, a log of his expeditions must be submitted, giving mileage, km. and with accompanied as far as possible, by explanatory sketches, maps, etc.,

38. Event Management:

39. Free Being Me:

40. Farmer:

- (1) Must work on a farm for at least six months.
- (2) Have a practical knowledge of modern farm implements.
- (3) Have knowledge of improved seeds, fertilizers, manures insecticides, sowing and harvesting.



- (4) Show an acquaintance with the routine seasonal work on a farm including the care of cattle or horses or sheep or pigs or poultry.
- (5) Be able to weed, water the plants and do after culture.
- (6) Know the methods of preservation of food grains.
- (7) Prepare a salt- lick for cattle.
- (8) Propagate Drip- irrigation where there is scarcity of water.

41. **Fireman:**

Know:

- (1) The danger of inflammable household articles such as oil lamps, spirit stoves, flannelette, festival decorations, cotton, wool, celluloid and of the focusing of the sun's rays.
- (2) How to trace an escape of gas and know the danger of faulty electric insulation.
- (3) First step to take on an outbreak of fire, methods of calling the Fire Brigade and Ambulance, position of nearest alarms to home and headquarters and what to do pending arrival.
- (4) How to use two common types of extinguishers, buckets and bucket-chains.
- (5) How to deal with following types of fires, clothes, petrol and spirit, chimney, motor car, curtain, electric hearth, grass and rick fires.
- (6) Use of sacrum to keep back crowd, carrying of the injured, improvising, ropes, chairman knot, lowering by lines, jumping sheet, crawling through smoke. How to drag insensible persons, prevent panic and rescue cattle.
- (7) If possible use of hose, hydrants, escape chutes wherever specialized instructions are available.



In the case of village Scouts the test which to not apply should be ignored, with the permission of the D.C.

42. **Florist :**

- (1) Know wild flower, seeds, grasses common in his neighbourhood (or for town Scouts in a suitable area chosen by himself), the place in which they are to be found and their habits.
- (2) Have a knowledge of different methods of seed distribution.
- (3) Know some of the local names and have a knowledge of use and properties of twelve flowering plants.
- (4) In the presence of an examiner arrange on table/ walls etc. in a room the flowers, ferns and leaves etc.
- (5) Know how to preserve and transport flowers.



43. **Folk dancer:**

- (1) Must know cultural background of the folk dance and do correctly the folk dance.
- (2) Dance four dances out of which two should be from other states and the other two be group dances.
- (3) Perform atleast one folk dance programme in a rural or a slum area.



44. **Forester:**

- (1) Basic concept of forest, its extent in India and importance of the forest in present contest.
- (2) Know from practical observations how to rear seedling including preparation of soil nursery beds, polybags, etc. and time of transplant and right season for trimming and felling.



- (3) Know, generally, how a tree lives and produces, how to deal with wounds and have a knowledge of agencies which cause them.
- (4) Have knowledge of growth and development of twelve different species of trees in the locality and be able to recognize them at a distance, at any season of year, as well as by the bark, leaf, flower and fruit and know their chief respective uses in fuel, fodder, fruit, medicine, timber and other uses.
- (5) Have a knowledge of forest fire, its causes and remedy.
- (6) Maintenance of raised plantation from beginning to one year.
- (7) Basic knowledge of social forestry, farm forestry, Road side plantation, avenue plantation and knowledge of ten species used in social forestry work.
- (8) Practical knowledge of erosion, its causes and measures to check soil erosion.
- (9) Calculate amount of useful timber in a given tree.

45. **Friend to Animals:**

- (1) Have a general knowledge of the habits, food and all that tends to the well being of the following animals-

Horse or donkey, cow or buffalo, sheep or goat, cat or dog, bull or camel and be able to recognize any form of cruelty or ill use to which they are subjected.



- (2) Know in respect of the above animals, usual minor ailments to which they are liable and what simple remedies may be employed.
- (3) Have knowledge of care of such birds, insects and reptiles as are generally kept either as pet or for domestic purposes and have kept a pet in good condition of comfort and health for at least 12 months.

- (4) Have an elementary knowledge of what to do in cases of accident to animals, of any laws passed for their protection and of power of police with regard to them.
- (5) Know address of the nearest 'Society for the Prevention of Cruelty to Animals' where available. (SPCA.)

46. **Games Leader :**

- (1) Have a knowledge and be able to play and direct four games each of the following : Indian out door games, Indoor games, Tag Games, Relay races, Sense Training games, Ball Games Individual contest.
- (2) Have a knowledge of the organization and methods of team competition.
- (3) Know the value of discipline and sportsmanship in games.
- (4) Organise games during week end for two months for children in mohalla /village /slum.



47. **Gardener :**

- (1) Dig a piece of ground not less than 12 sq. metres. Plant and grow successfully six kinds of vegetables or cities where digging is not possible wooden cases or pots may be used.
- (2) Know names of 12 plants pointed out in an ordinary garden : understand what is meant by pruning, budding, grafting and manuring and demonstrate any one of the following - pruning, budding, grafting.
- (3) Adopt a public park or a neighbour's courtyard and look after garden/plants for at least two months.



Note : In cities roof garden can be the alternative.

48. **Good Neighbour :**

- (1) Have an elementary general knowledge of the geography and history of at least three states, other than his own.

During the previous twelve months, have corresponded regularly with a Scout from another State, have camped for not less than three consecutive nights with Scouts and have a fair knowledge of the people, language, culture etc. of three neighbouring states and prepare log books to satisfy the examiner.



49. **Gymnast :**

Scouts should not take this Badge unless they have been taught by the trained Gymnast.

(A) **Under 16 years of age:-**

- (1) Have a good upright carriage and walk and run well.
- (2) Perform to command a table for free standing exercise.
- (3) Be able to jump. 0.9 metres (3 feet) high in good style.
- (4) Be able to walk along the narrow side of balancing form or bar both forward and backward with good posture.
- (5) Do any three of the following in good style.
- (i) Climb a rope 4.2 metres (at least fourteen feet)
 - (ii) Somersault through and between two ropes.
 - (iii) Hand stand against a wall.
 - (iv) Reverse hanging on wall bars or improvised apparatus.



- (v) Sideways traveling on a bar.
- (6) Do three of the following in good style.
 - (i) Cartwheel on right and left hand.
 - (ii) Through vault (i.e. squat).
 - (iii) Leap frog over high back.
 - (iv) Wolf or Jack in the box.
 - (v) Bunny vault over box or two forms.

(B) Over 16 years of age:-

- (1) Have a good upright carriage, walk and run well.
- (2) Be attending gymnastics classes at school or some other approved physical training centers, at least once a week.
- (3) Perform a table of free standing exercise approved by the Examiner.
- (4) Perform two of the following in good style on narrow side of a balancing form or bar.
 - (i) Walk forward throwing and catching a ball at every step;
 - (ii) Walk sideways without support.
 - (iii) Stand on form, lift arm and right leg sideways replace, step forward and repeat, raising the other leg.
 - (iv) Walk with knees full bent and stretch every third step.
- 5. Perform one of the following groups;
 - (i) Climb a rope at least 4.8 metres (sixteen feet), travel sideways on bar or wall bars both ways. Or travel backwards on a bar.
 - (ii) Hand stand unsupported or under or over somersault on a bar improvised apparatus; or reverse hanging vertically between two ropes.

50. **Handyman :**

Be able to do ten out of the following, at least three of which (selected by the Examiner) must be demonstrated.

- (1) Paint a door or similar object.
- (2) Whitewash or distemper a wall or ceiling.
- (3) Clean and adjust gas fitting and replace mantles.
- (4) Replace a tap-washer and adjust a ball cock.
- (5) Hang pictures and fix curtain rods.
- (6) Fix, repair and adjust blinds or chicks.
- (7) Take up, beat and re-lay a carpet.
- (8) Repair furniture, upholstery or china.
- (9) Sharpen knives.
- (10) Glaze a window.
- (11) Top up and care for an accumulator.
- (12) Service a hand pump.
- (13) Replace a spring in a door lock.
- (14) Know what immediate steps to take, in case of burst water-pipe or gas leak.
- (15) Make and fix a chimney.
- (16) Attend to clogged sinks.
- (17) Thatch a hut.
- (18) Plaster wall or floor with mud or concrete.
- (19) Make steps with logs of wood, leading to a tank or a stream.
- (20) String a bed with webbing or string.
- (21) Know how to repair tube - well pumps.
- (22) Make hammock.
- (23) Repair a wooden well - top.
- (24) Make a hay-box.
- (25) Mend a bucket.
- (26) Paint a pot.



- (27) Handle a pressure, oil-stove, gas- stove.
- (28) Recane a chair seat.
- (29) Polish furniture, oil-stove, gas-stove.
- (30) Repair broken or defective plastering.
- (31) Clean and polish car, scooter or motor cycle.
- (32) Repair children's toys.
- (33) Repair an electric iron.

51. **Healthyman :**

- (1) Know importance of the heart, lungs, skin, teeth, feet, stomach and the organs of special sense (eyes, ears and nose) keeping in good order, and principal danger to be guarded against.
- (2) Give general rules governing eating, drinking, breathing, sleeping, cleanliness and exercise; give evidence of these rules for at least 12 months.
- (3) Know value of fresh air and how to keep rooms ventilated.
- (4) Know dangers incurred in use of tobacco, alcohol, opium and other intoxicating drugs, danger of over straining the body and of continual use of one form of exercise.
- (5) Train a Patrol in simple exercises suitable for all parts of the body and give reasons for each exercise.



52. **Herbalist :**

- (1) Make a collection (neatly mounted in a book) of twelve medicinal herbs and twelve herbs used in cooking. The collection should contain leaves, roots and skins of the herbs. Know where to find them and be able to recognize them readily and know their exact use.



- (2) Know medicinal value of half -a-dozen herbs.
- (3) Prepare a herbarium and maintain it for three months.

53. HERITAGE :

The focus at this level is on the state in which the Scout or guide is living, and gaining a national perspective on the diverse richness of India's heritage.

Preparing a scrap book with illustrations and information on the following:



- I. Nature, Heritage and Culture,
Collecting song, poems, riddles, proverbs, short stories about their state and its national heritage and the culture unique to the State and Country.
 - Seasons and festivals, meaning and significance
 - Different communities and tribes that live in that state
 - Physical environment of their locality (famous hills, rivers etc.)
 - Common trees of their state
 - Common plants and their uses
 - Common birds
 - Flora and fauna of the region

- II. Art of India and their State
 - Important heritage buildings
 - Places of worship
 - Music
 - Musical instruments
 - Dances
 - Theatre forms

- Pupperty Literature and famous writers, poets of their town
- Food, Costumes then and now

III. Practical work

- (a) Visiting monuments, museum in the vicinity and maintain a record of it.
- (b) Maintaining an illustrated historical diary of their town or village (any 3 of the following)
 - (i) Preparing a list of museums, art galleries and cultural centers in your district / town.
 - (ii) Visiting monuments and sites in the neighbourhood and identify problems and issue for presentation.
 - (iii) Adopting a site in their own locality- monument or unique natural feature such as religious place, a lake or temple and looking after it for a period of one month and contribute to keep it clean.
 - (iv) Learn to serve as a guide to the monuments for local school and community.
 - (v) Knowing about the Govt. Department and other Non- Govt. agencies, which are involved in the maintenance and restoration of Indian culture, art and buildings.

54. **Hiker:**

- (1) Undertake a regular hike of 160 km. (100 miles) or 4 hikes of 40 km. (25miles) each over a different route and submit a report of the hike. Hike may be taken either on foot or on bicycle. At least half distance, shall however, be done on foot.



- (2) Know (a) how to protect feet while marching. (b) how to safeguard against blister, (c) how to treat blisters, if they appear, (d) the kinds of footwear best suited for hikes, (e) what to do in case of getting wet.
- (3) Know ordinary medicines, required while hiking, their doses and application.
- (4) Know how to pack things for carrying them on one's shoulders.
- (5) Make an article of hiking kit such as a tent, a sleeping bag, campfire blanket, rucksack or a bag or other container in which to pack daily food or toilet necessities etc.

55. **Hospitalman:**

Have a general knowledge of and demonstrate :

- (1) Have to choose, prepare and ventilate a sick- room.
- (2) How to sponge, give medicine, and take a patient's temperature, pulse and respiration.
- (3) How to prepare food for invalids; to give formation, make beds and prevent bed-sores and help the aged and infirm.
- (4) How to apply a roller bandage to hand, knee and foot and know materials used for dressing.



56. **Interpreter:**

- (1) Carry on a conversation, write a simple letter on a subject given by the examiner: read and translate at sight, passage from a book or newspaper, in two languages neither of which is his mother tongue.
- (2) Translate a piece of the matter given by the examiner into another Indian language chosen by you except your mother tongue.



- (3) Spend, six hours spread over a week in the company of deaf people.

Note:

An additional badge may be worn by a Interpreter on the right chest – pocket or in a similar position on jersey, showing language spoken.

57. Interpreter to the Deaf:

- (1) Be able to read finger spelling at the rate of twenty letters a minute.
- (2) Be able to send finger spelling at the rate of thirty letters a minute.
- (3) Spend, ten hours spread over a month, in the company of deaf people.



58. Journalist:

- (1) Have served on editorial staff of a paper or magazine for at least six months.
- (2) Produce a report written by himself of Troop activities and one of the following incidents – lecture or address, open air fete, garden party or rally.
- (3) Produce a cutting of a published article or report written by himself.
- (4) Understand what is meant by “make up” and produce a dummy for the printer, representing one issue of an eight- page – magazine, circular, catalogue, or report.
- (5) Understand the point system of types and know names and six common type faces.
- (6) Understand printer’s correction signs.
- (7) Must be able to correct proof of a printed matter.



59. **Launder:**

- (1) Must wash and finish and bring to examination:-
 - (a) a white cotton garment.
 - (b) a coloured cotton garment.
 - (c) a woollen garment or a pair of stocking.
 - (d) shirt or equivalent or child's dress with insert sleeves, silk, where possible.
- (2) Must be able to iron remove stains and make boiling water starch & iron.



Note:

some parts of this test must be demonstrate in the presence of the examiner.

60. **Leather Worker:**

Fix sole and heel to a pair of boots, shoes or chappals, sewn or nailed and generally repair boots, shoes, chappals, sandals or leather articles, in general use.

Dress a saddle, repair traces stirrup leather etc. and know the various parts of harness; and in either case, have a knowledge of the different kinds of leather used.



OR

In decorative work:- Know the various kinds of leather used. Have a knowledge of tools required and how to use them. Know how to use and mix various stains. Produce an article made by himself, such as hand- bag, wallet or purse, on which there must be a design, modelled stained.

61. **Leprosy Control:**

- (1) Spread the word by means of audio- visuals that "Leprosy is curable" and propagate five point programme of the Bharat Scouts and Guides.

(2) Recognise sources that can help you in the campaign skin Specialists, National Leprosy Eradication Programme workers, volunteers etc.



(3) Get checking up programme in every educational Institute in the village/ mohalla.

(4) Educate community to change their attitude towards the problem

(5) Enlist cooperation of medical expert/ specialist in educating people in his locality.

62. **Literacy:**

(1) Organise a literacy drive for adults of village / locality.

(2) Help / start a night school for adults / drop outs.

(3) Teach three R' s (Reading, Writing and Arithmetic) to atleast ten illiterate people or help 10 children in their studies.

(4) Prepare atleast three posters to motivate Adult Literacy campaign.

(5) Arrange an exhibition with posters etc. published by Government and Non - Governmental Organisations.



63. **Map Maker:**

(1) Make Map by Triangulation, using compass and plane table, of an area of not less than ten acres and at a scale given by the examiner. The area should include fields, a buildings and a pond or equivalent features.

(2) Make a road map with compass and field book of 1.5 km, of road showing all main features and objects



within distance of 1/10 km on either side to scale give by the examiner. The field book must be produced for inspection.

- (3) Enlarge or reduce such portions of a one inch survey of India map as the examiner may determine to a scale he prescribes.

64. Marksman:

Fire any of three alternative tests three times, either concurrently or preferably on different dates, on each occasion obtain not less than the minimum score indicated;



- (A) Rifle- small bore (.22 inch), Single - loading type.

Sight - any- except telescopic position - Prone

Slings - May by used.

Shots - Twenty at two cards at any of the following ranges:

| Test | Distance (Metres) | Minimum Score | Targets |
|------|-------------------|---------------|-----------------|
| 1 | 22.9 | 155 | S.M.R.C Match |
| 2 | 22.9 | 80 | Military 200.25 |

- (B) Air Rifle- Bore (.117 Inch), Single loading type.

Position- Standing or prone.

Sling-May be used.

Shots- Twenty at two cards at the following range

| Distance (metres) | Minimum Score | Targets |
|-------------------|---------------|-----------------|
| 5.48 | 150 | S.M.R.C. 5 Bull |
| | | Air Rifle. |

Note:

- (i) Edge of shot hole nearest to centre of target decides the value of hit.
- (ii) When using air rifle care must be taken to fix target so that the pellets do not rebound to dangers of the firer's eyes.

Note to examiners:

- (1) The Scout must adjust his sights himself the sights previously having been altered of the centre of the bull's eye. After adjusting his sights the Scout should be allowed not more than ten sighting shots.
- (2) Know the usual safety - firer's rules for rifle shooting and have an elementary knowledge action; and be able to adjust essential parts which are liable to work loose.
- (3) Know and have noted the sight reading for various standard rangers; have knowledge of flight of bullet and its damaging power.
- (4) Demonstrate how to clean the rifle.

65. Meteorologist:

1.
 - (i) Make a simple rain gauge.
 - (ii) Make a wind vane and estimate wind speed.
 - (iii) Make a thermometer shelter and set up a thermometer for measuring air temperature and a barometer for measuring humidity.
 - (iv) Make and keep a weather log for a period of one month.
2. Write an article on the climate of his local area.
3. Demonstrate his ability in weather forecasting using following methods:-



- (i) From wind strength and direction, the temperature, precipitation and general weather.
- (ii) By using an aneroid Barometer.
- (iii) By noting cloud movement and cloud type.
- (iv) By using weather lore, short range forecast.
- (v) By using weather lore, extended range forecast.

66. Motor Mechanic

- (1) Demonstrate that he understands working of internal combustion engine and that he knows names and functions of all principal parts.
- (2) Demonstrate ability to:
 - (i) Oil and/or grease chassis points, attend to oil level in gear box and back axle.
 - (ii) Top up the battery.
 - (iii) Adjust brakes.
 - (iv) Replace a car wheel.
 - (v) Check ignition timing, clean and test sparking plugs.
 - (vi) Dismantle, clean, reassemble and adjust carburator.
- (3) Show how to maintain in kilo meter records of petrol consumption.
- (4) Be able to make a systematic check on the car that is unable to start and determine the underlying fault.



67. Musician:

- (1) Play correctly on one of the following instruments: Veena, Sitar, Palwa, Patle, Nagi, kaji Moun and Sound, Flute, Fiddle, Piano, Harmonium, Organ and other recognized instruments.



- (2) Sing or play correctly two tunes of classical Indian Music.
- (3) Must be able to play atleast three of the community songs collected by National Headquarters and teach atleast forty children to sing.

68. **Naturalist.**

- (1) Explain in his own words and from his own observation : fertilization and development of a wild flower and one of the following; development of frog or toad life, history of an insect, spider or fish; development, habits, songs or call - notes of six birds, habits of four animals, habits of some of the creature of the pond.
- (2) Either keep a nature diary of two of the seasons, spring, summer, autumn and winter - giving records-with dates and places of not less than ten birds, ten plants, ten trees and ten butterflies or moths and a short account of the animals which have been seen, and illustrate records with pencil sketches, carbon impressions of leaves or pressed specimen.



OR

In towns one of the following alternatives may be selected in place of nature diary. The D.C. shall decide whether the area may be considered a town for the purpose of this badge.

- (i) Make a collection of thirty different species of flowers, ferns and grasses dried and mounted, giving names, places and dates and recognize them, give a short description of the ten specimen.
- (ii) Make a collection of photographs or carbon impressions or sketches of leaves of twenty

trees, giving names, places and dates and recognize them, give a description of appearance of ten of the trees from which they were taken.

- (iii) Make ten sketches of animals, or birds from life and give history of five of them.
- (iv) Name sixty different kinds of animals, or birds from life and give the history of five of them.
- (v) Name sixty different kinds of animals, birds, reptiles, fishes or insects in a museum of Zoological Garden or from unnamed coloured plates, and give particulars of lives, habits appearances and markings of twenty of them.
- (vi) Describe the habits and recognize by their songs, calls or voice, thirty different kinds of birds or animals.

69. **Nutrition Educator:**

- (1) Understand basic principles in nutrition i.e. calories, fats, carbohydrates, proteins, vitamins, minerals; know their correct proportions necessary in our regular diet and common food from which one can obtain them.
- (2) Recognise malnutrition and tell of its effects on human body.
- (3) Be able to draw up a fully balanced diet for a school going child, a mother to be and a normal adult.
- (4) Know the harm produced by excess of certain types of food and drinks.
- (5) Educate people to discourage abuse of non-alcoholic beverages like tea, coffee and other drinks.
- (6) Make a nutrition survey in his village/ locality and encourage people to contact doctors.



- (7) Prepare atleast three posters to educate people about nutrition.

70. **Oarsman:**

- (1) Manage a boat single- handed, row and scull and punt (in rivers) or scull over the stern; or paddle a canoe.
- (2) Steer a boat under oars and bring her along side a vessel and landing stage.
- (3) Tow and be towed and secure a boat to a buoy or a wharf.
- (4) Anchor boat and make simple bends and hitches; knots and splices (not wire) required for boat work and be able to throw a line.



71. **Pathfinder:**

- (1) Have an intimate personal knowledge, as a result of his own exploring and investigation, of the locality round his headquarters or his home, especially in regard to public buildings, the provision of public service, fire, transport, communication, public health etc, and residences of doctors, responsible public officials and (in country only) well known people, rights of way, footpaths, playing fields and other public property.



Note:

The area over which above intimate knowledge will be required is a three kilo meters radius from the group headquarters in country or towns upto 20,000 inhabitants; two kilo meters in towns between 20,000 and 1,00,000, inhabitants; one km. in towns over 1,00,000, inhabitants. The D.C. may at his discretion, vary the area to exclude undesirable neighbourhoods, parks or other open spaces and include an equivalent area.

- (2) Have general knowledge of the district so as to be able to guide strangers, by day or night, within 8km. (five mile) radius and give them general direction as how to reach the principal suburbs, districts or town within 40 km. (25 miles) radius or alternatively in large towns have a sound general knowledge of what parts of the country are served by the mainline railways and how to reach the tram or bus stations and 12 important places (Museum, Zoo etc.) by tram, bus or train, from his headquarters or home.
- (3) Have some knowledge of history of the place and any buildings of historical interest.

72. **Photographer:**

- (1) Take, develop and print eight separate subjects, two interiors, two landscapes and two instantaneous photographs.
- (2) Have a knowledge of the theory and use of lenses, construction of cameras and Action of developers.



73. **Pioneer:**

- (1) Show extra efficiency in the following : Fell a 22.5 cm. (nine inches) scaffolding pole of not less than 12.5 cm. (5 inches) diameter neatly and quickly.
- (2) Have a basic knowledge of various ropes, their lay, size, storing and care.
- (3) Tie following knots and understand their uses thoroughly in addition to Pratham Sopan and Dwitiya Sopan tests knots; bowline- on- bight, catspaw, double sheet bend, manharness knot, marline or lever hitch, draw or highway man's hitch, fisherman's bend or hitch.



- (4) Use figure of eight lashing, lash a block to spar, and prepare any two types of hold-fasts for different types of soil.
- (5) Build a model bridge or derrick and a ladder.
- (6) Make a camp kitchen, or a raft that will carry himself.
- (7) Build a camp shelter or hut suitable for three occupants.
- (8) Pass or re-pass Pioneer tests of Pratham and Dwitiya Sopan Badge.
- (9) Know how to make a block and tackle using double sheave and single sheave pulleys.

74. **Plumber:**

- (1) Know and demonstrate how to cut and join metal or PVC pipes.
- (2) Have knowledge and be able to demonstrate use of various tools used in plumbing.
- (3) Demonstrate how to clean a choked drain pipe.
- (4) Have knowledge of operation of a septic tank.
- (5) Replace a tap washer and adjust a ball cock.
- (6) Service a hand pump.
- (7) Know what immediate steps to take in case of burst water pipe.



75. **Poultry Farmer:**

- (1) Have a practical knowledge of natural or artificial hatching sanitary fowl – houses and runs; also of rearing, feeding, killing and dressing birds for table, or market.
- (2) Pack birds and eggs for market.
- (3) Rear not less than three birds satisfactory for three months and keep a diary for the period.



- (4) Identify three kinds of poultry.
- (5) Know three types of diseases of fowls and their treatment.

76. **Printer:**

- (1) Set up by himself a handbill or page of type.
- (2) Understand the point system of types and know the names of six common types faces.
- (3) Understand the printer's correction signs and know names of different paper sizes and their measurements.
- (4) Be able to compose one page matter in his own language and do correctly proof reading for two pages matter.



77. **Public Healthyman:**

- (1) Know modes of transmission of the following diseases ; diphtheria, tuberculosis, measles, mumps, whooping cough, chicken pox, typhoid fever, dysentery, diarrhoea, small-pox, malaria, ringworm, scabies, plague, cholera, measures adopted by the sanitary authorities to prevent their spread and steps which should be taken by private individuals in cases of infection.



Note:

Bacteriological and medical details are not required.

- (2) Describe how to disinfect a room and its contents and how to eradicate pests such as mosquitoes, rabs, bed bugs and flies.
- (3) Describe mode employed in his locality of disposing garbage.
- (4) Educate five families in proper disposal of garbage.

- (5) Know about camp sanitation with reference to kitchen, latrines, washing places, drinking water and food storage.

78. **Reader:**

(1) Must have read:

(i) Two books on biographies of great Indians.

(ii) Two books on conservation / trees / birds/ pollution / nature etc.

(iii) Two books on religions to which he belongs.

(iv) Two books on Indians culture and heritage.

(v) Two books on history of Independence of India.

(vi) One book for the blind or the aged of their choice.

(vii) Two books of his choice and satisfy the examiner.

2. Know damage caused to books by rough handling, moisture, whiteants, moths etc, and how to protect books from these.

(3) Help a librarian in re-arranging books or rewriting catalogues.



79. **Rescuer:**

(1) Pass or have passed the Swimmer Badge.

(2) Attired in shirt and dhoti or trousers:-

Perform, in water four methods of rescue, and three of release from the clutches of a drowning person. The drowning subject, should be about the same size as the rescuer, in each of rescue methods the person is to be carried at least 9.1 metres (10 yards)



- (3) Dive from the surface to the depth of atleast 1.5m. (five feet) and bring up a stone, brick or iron weight of not less than 2.3 kg. (five pounds.)
- (4) Demonstrate mouth to mouth resuscitation.
- (5) Swim 45.70 metres (50 yards) and undress before touching ground.
- (6) Throw a life line to a mark 91 metres away. In three out of four throws the life - line must atleast reach 13.6 metres short of the mark.
- (7) Demonstrate atleast two types of carrying of casualties.

80. Rural Engineer:

- (1) Know how to construct cheap structure of huts from the material available in villages.
- (2) Know how to prepare culverts of improvised bridges on streamlet.
- (3) Know different types of rural latrines and urinal.
- (4) Know how to construct soak pits.
- (5) Know how to construct manure and rubbish pits.
- (6) Know how to prepare Magan chulla (Smokeless hearth).
- (7) Know how to repair and maintain paths in good condition.
- (8) Know how to prepare fuel gas for cooking from animal dung.
- (9) Should have participated at least in five works mentioned above and give a practical demonstration of at least any four of the above of which item(8) is compulsory.



81. Rural Worker:

- (1) Have detailed information of village, such as the area, population, occupation products, well and

other sources of water supply, traditions, the number of children of school age, the number of literate persons



- (2) Have general knowledge of village sanitation (especially, pertaining to preventable diseases), village administration and village Panchayat.
- (3) Produce a record of continuous useful service (literacy, adult education, sanitation and cleanliness, farming, labour work. prohibition, games, etc.) to the village extending over a period of at least six months or have worked in recognised village labour camp for at least a period of fifteen days.
- (4) *Help get atleast fifty people checked for leprosy germs.
- (5) Help atleast twenty children to get immunized.
- (6) Teach “Oral Re-hydration Technique” for atleast six mothers.
- (7) Organise an eye care/ dental care campaign in his village / mohalla / slum.
- (8) Teach to his neighbours management of Diarrhea and dysentery or delousing for women.

82. Safety Knowledge:

A. Individual Tests:

- (1) Know origin of Safety first, its real meaning viz, safety for more and better adventure.
- (2) Walking : - rule of road: Walking on the pavement.
- (3) Crossing road : basic rule of crossing at street intersections, Pedestrians crossing etc. Crossing in accordance with traffic control and light control signals.



- (4) Public Service Vehicles: Mounting and dismounting from buses, trams, cars and railway carriages.
- (5) A passenger's duty towards the drivers of vehicles:- Non- interference driver's vision viz, side and rear, Hand signals, non- interference with controls and closing doors, disembarking on the side of the road.

B. Group Tests:

- (6) School Safety Patrol :- Function of which is to direct pupils to and from school, across recognised street crossings.
- (7) Traffic Game :- Function of which is to teach under dramatised conditions correct behaviour of all classes of road users.
- (8) Home - safety:- Prevention of falls, fire burns and scalds, home inspection for dangerous radio installations; cautions.
- (9) Industrial Safety:- Safe-use of tools, machinery, clothing and housekeeping.
- (10) Miscellaneous Safety:- Safety with fire arm, rescuing a burning person, calling Fire Brigade, flying kites and lightning.

83. **Salesman:**

- (1) Analyse an article of merchandise from each of five retail stores and make a report of what happens to each article of merchandise investigated, from the time it leaves the manufacturer until it reaches consumer.
- (2) Explain value of a salesman between manufacturer and jobber and retailer: or between manufacturer and retailer.
- (3) Sell a define quantity of merchandise total value of which is in excess of Rs.150/- and given his actual



selling experience, telling the methods he used to influence people to buy his merchandise and how he overcame selling resistance.

- (4) Sell at a profit something he has made or grown. Keep necessary record to enable him to fix right selling price and to tell how much profit he has made.
- (5) Obtain and hold for three months a salesman's job during hours after school. Saturday afternoons or during vacation. Describe what is necessary to sell things he handles.
- (6) Visit in uniform a business concern and learn how their product is sold. Describe selling process. Take with him an outline of atleast ten questions prepared in advance.
- (7) Name five fundamental requirements of successful salesmanship.
- (8) Go to some successful and practical salesman in his locality and find out what he thinks of selling as a life - work. Write what he thinks of selling as a life work. Write in 500 words or more his conclusions or what the salesman tells him of salesmanship as a life work.
- (9) Explain: (i) why truthfulness about an article is one of the outstanding requirements of all good sales.
(ii) what is that every salesman sells to his employer.
(iii) how courtesy to prospective customers aids the sale.

84. **Sanitation Promoter:**

Make a survey in a given locality and help people in the following ways:

- (1) (i) Using clean water for drinking.
- (ii) Demonstrate the process of filtering boiling and storing water.



- (iii) Demonstrate use of charcoal water filter.
- (2) Protecting grain from rats and other rodents.
- (3) Protecting cooked food from flies, mosquitoes, dirt etc.
- (4) Showing correct ways of disposing waste and use of composite pit.
- (5) Educating people about dangers of defecating in the open.
- (6) Erecting inexpensive and effective latrines.
- (7) Enthusiasing people belonging to atleast twenty five houses to use health salts with the help of hand bills/ posters prepared by himself.

85. **Scholar :**

Present evidence from his Principal or Headmaster:

- (1) that he has been regular in his attendance for the past year (at least 60% of the total)
- (2) that his general behaviour has been above average.
- (3) that he has constantly shown a spirit of helpfulness and loyalty to the school or college.
- (4) that he has obtained not less than 65% of total marks in all subjects in the preceding three term examinations.



Note:

The badge must be surrendered if at any time he falls below the above standards.

86. **Secretary:**

- (1) Show a general knowledge of the administration of the Bharat Scouts and Guides at Group and District levels. Know terms of reference of Court-of -Honour, Patrol -in - Council.



- (2) In the presence of the examiner either, write with a good, legible hand, (two hundred and fifty words) of prose.

OR

Type hundred words with not more than five mistakes, and show to clean the machine and replace ribbon.

- (3) Show an understanding of Committee procedure including ability to prepare an agenda and take minutes.
- (4) Have a general knowledge of the financial structure of a Scout Group. Prepare simple Receipt and Payment account for a Troop or Patrol: know how a personal Bank Account operates.
- (5) Write a letter on a subject chosen by the Examiner, draft a wording for an invitation card addressed to members or public in connection with a Group, Troop or Patrol event.
- (6) Carry out the duties of secretary to his patrol, Court-of -Honour or some other committee not necessarily concerned with Scouting for a period of three months to the satisfaction of his Scout Master or the Chairman of the Committee concerned.

87. **Sea Fisherman:**

- (1) Have a practical knowledge of the various methods of catching sea fish for market by means of trawls, nets and lines and catching shell- fish; have practical experience of at least two of these methods.
- (2) Be able to describe use of seine or trammel or trawl net and their construction, and make small repairs in a net.
- (3) know usual storm and distress signals.



- (4) know the correct name for usual fish caught in the locality.

88. **Self Defence :**

Choose Karate or Judo

A Karate:

A Systematic sequential training in Karate under a qualified expert leading upto Karate Defence against grabbing attacks will be the requirements.

Be able to demonstrate correctly any 2 of the following groups to the examiner.



Group-A

Warm Up exercises, Karate Stances, Punching & striking techniques, Breathing techniques, any 4 Karate forms, Defence against grabbing attack.

Group- B

Warm Up exercises, Karate Stances, Defensive blocking Techniques, Breathing techniques, Any 5 Karate forms, Defence against grabbing attack.

Group-C

Warm Up exercises, Karate Stances, Kicking techniques, Breathing techniques, Any 4 Karate forms. Defence against grabbing attacks.

B Judo

Attend a course of instruction by a qualified coach.

- (1) Be able to demonstrate and explain any two of the following:
- (a) Break falling to sides and rear and forward rolling.
 - (b) Balance breaking.

- (c) Fundamental postures. tsugiashi and taisbaki.
 - (d) A hip throw.
 - (e) O-soto- gari.
 - (f) Kesagatame.
- (2) Have a knowledge of basic self defence including:
- (a) at least six points of attack on the body.
 - (b) releases from wrist grips of front strangles.

89. Signaller:

- (1) Send and receive by flag in Semaphore at the rate of seven words (35 letters) a minute or in Morse at the rate of five words (25 letters) a minute.
- (2) Send and receive at the rate of six words (30 letters) a minute on buzzer or sounder.
- (3) Send and receive at the rate of five words (25 letters) a minute by lamp or disc.



Note:

percent must be obtained in all above tests.

- (4) Demonstrate that he knows a recognized procedure when sending and receiving a message.
- (5) Have a good knowledge of the various signs and signals given in "Scouting for Boys".
- (6) Improve at least two methods of sending a message either in Morse or Semaphore at least half a mile at the rate of four words (120 letters) per minute.

Note :

Out door sending and receiving stations to be a minimum of 150 metres apart, Buzzer stations to be in separate rooms.

90. **Soil Conservator:**

- (1) Understand changes which happen on surface of the earth e.g. Erosion. Transpiration and Deposition and know its reasons.
- (2) Have general knowledge of Problem of soil erosion, its danger; kinds, causes and methods of preventing these.
- (3) Study problem of soil erosion and prepare a log giving information about various programmes being carried out in the country regarding soil conservation, afforestation and removal of water scarcity. Prepare a log based on his own observations and experience regarding local problems of soil conservation. He should have spent three months in this study.
- (4) Understand importance of methods used for soil conservation such as Mer Bandi, (tree plantation) or afforestation filling up the gully (Khai Patan) etc. and must have given service in any of the projects at least for 40 hours. Produce a record of service rendered.
- (5) With the help of his Patrol plant at least ten sapling of fruit bearing plants and look after these for three months.
- (6) Have general knowledge of the organisation work and experiments of the Soil Conservation Board of his area.



91. **Solar Energy Awareness:**

- (1) Understand how and how much energy from the sun reaches us at various places and times and what happens to it, Understand motion of the sun, make the use of instruments to observe/ locate Sun's position Angular measurement from the horizon and from the true north. Use of house hold Indian Almanac (Panchang). Make and use a Sundial.



- (2) Know different ways of collecting, storing and using Solar energy for getting heat and electricity. Flat Plate and concentrating collectors-use of glass covers, reflectors and lances including fresnel lances. Make working models of at least two devices- Solar Cookers, Dryers, still (to make distilled water), Oven, Water Heater, Photovoltaic-say battery charger, Lanterns, pump, T.V. power supply etc.- for personal/family use.
- (3)
 - (i) See and be able to explain working of at least three Solar energy installations of different types.
 - (ii) Know how to use Solar Cooker/Water Heater, what can be done and how with it.
- (4) Know advantages/disadvantages of using Solar Energy. Government and other Organisations who assist/test/ manufacture.

92. **Stalker:**

- (1) Demonstrate his ability to stalk by day and by night, use of all available cover, quietly and use of cover, camouflage, wind, shadows and back ground.
- (2) Give proof of having stalked and studied, at least six wild birds or animals in their natural state, in the open, by producing photographs or sketches which he himself has taken or made and describe results of his observations.
- (3) Make at least three plaster casts of tracks of animals ; one of which must be wild.



93. **Star man :**

- (1) Keep a log or notebook over a period of three months giving observations of stars, moon, and planets (if any) visible from a window, garden or street in or near his own home.



Note :


There should be at least one entry per week made regularly at approximately the same time in the evening.

- (2) Demonstrate with diagrams, drawing or models (preferably models) relative position and size of sun, moon, earth and other planets; show their movements.
- (3) Point out in the sky :
 - (i) Atleast four constellations visible all the year round.
 - (ii) Atleast four constellations not visible all the year round.
 - (iii) Atleast four first magnitude stars; know to which constellations they belong and at what time of the year they are visible.
- (4) Obtain a compass direction from the stars.

94. Swimmer :

- (1) Swim 45. 78 metres (50 yard) with clothes on (shirts and dhoti or trousers as minimum) and undress in water with feet off bottom.
- (2) Swim 91.4 metres (103 yards) on the breast, 45.70 metres (50 yards) on back, with the hands folded in front of the body.
- (3) Dive from not less than 1.5 metres (5 feet) and pick up small objects from the bottom.
- (4) Be able to explain the following:

How to avoid and what to do in case of muscle cramps, safety precautions in selecting unknown swimming and bathing place and diving points; the Buddy system for bathing or swimming in large numbers.
- (5) Satisfy the examiner that he is capable of instructing a non swimmer in basic principles of swimming.



95. **Tailor :**

- (1) Cut out and sew, either by hand or machine, a Scout shirt and shorts, or equivalent garments, to fit himself.
- (2) Insert a patch and darn a small hole in a neat workman like manner in either of the above two or other suitable garments.



96. **Telegraphist :**

Understand simple electric circuits: be able to send out and receive by Morse key sounder, a message, at the rate of 30 letters a minute; be able to explain construction of and understand elementary principles of wireless telegraph installation.



97. **Tracker :**

- (1) Recognize and explain two different characteristics in each of the three different human foot prints, bare foot or shoes, and recognize and explain two different characteristics in each of the three different types of simple human tracks.
- (2) Solve with reasonable accuracy two tracking stories in sand, snow or other suitable natural material.
- (3) Make six plaster casts of tracks of birds, animals, car or cycle all casts to be taken unaided and correctly labelled with date and place of making two at least to be of wild birds or animals.
- (4) Lay a trail of at least one kilo metre in length containing at least four different kinds of signs made of natural materials. At least 40 signs to be used and route to be over ground with which the Scout is unfamiliar. Road may be crossed but not followed. Trail to be followed by Scout of Dwitiya Sopan Badge standard.



98. **World Conservation :**



- (1) Make a sketch illustrating complete water cycle using and describing the following terms:-
 - (i) Precipitation
 - (ii) Run-off
 - (iii) Ground Water
 - (iv) Water table
 - (v) Evaporation
 - (vi) Transpiration.
- (2) Show that he is familiar with the main causes of the following types of pollution and how they can be controlled.
 - (i) Water
 - (ii) Air (including noise)
 - (iii) Soil
 - (iv) Waste.
- (3) Show that he is familiar with the reason why so many animal species are threatened and what can be done to help these animals to survive.
- (4) Make a list of “ What to do” and “What not to do.” In order not to damage but improve nature when hiking and camping.
- (5) Make a list including if possible, pictures of plants and animals in the country which are in danger of extinction.
- (6) Carry out two of the following experiments:
 - (i) Demonstrate how soil may be lost or ruined through erosion and how grass and other plants help to protect it.
 - (ii) Demonstrate how soil is formed.
 - (iii) Demonstrate how plants produce oxygen.
 - (iv) Plant two bean seeds in a flower pot of top soil and two beans in flowerpot of subsoil, Test for a month and report:

- (a) On difference in rate of growth in two pots.
 - (b) Appearance of plants and any difference noted.
 - (v) Collect muddy water in a glass jar from suitable stream and allow it to stand for atleast six hours. Observe amount of soil which settles at bottom, state where he thinks the soil originated from and why he thinks so.
 - (vi) Keep a daily record of weather of his neighbourhood for a month - including rainfall, direction and humidity.
- (7) Do one of the following:
- (i) Plan and carry out together with his patrol or Troop an anti - litter campaign in a public park or garden, school premises or any other public place for six hours utilising one hour at a time.
 - (ii) Take a nature trail for his patrol or Troop.
 - (iii) Take part in a conservation project for a period of at least one day.
 - (iv) Make, put out, maintain a forage rack for animals.
 - (v) Make and maintain a terrarium.
 - (vi) Build up a collection of plaster casts of at least six birds or animal tracks.

Note :

- (1) The badge will be accompanied with a special certificate signed by the State Chief Commissioner.
- (2) The badge will be worn on the left sleeve below the Rajya Puraskar / Rashtrapati Award Scout Badge.

99. World Friendship

- (1) Have an elementary knowledge of geography, history and of at least two countries other than his own.

- (2) Have corresponded regularly for not less than one year (at least six letters) with a Scout of some other country either individually or as part of a Patrol or Troop “link up”
- (3) Have some knowledge of the Organisation and activities of the World Organisation of Scout Movement.
- (4) Have done at least two of the following:
- (i) Have kept an album or scrap book for at least one year giving illustrated information of Scout activities, sports, culture, home life and national affair of another country.
 - (ii) Know purpose and organisation of the United Nations, functions of its principal subsidiary agencies and be able to explain these in simple terms.
 - (iii) Have taken part in some practical activity of an international character such as the collection and distribution of relief supplies, reception and settlement of new immigrants or assisted in some project of a non-partisan organisation for promotion of World Brotherhood.
 - (iv) Camp or hike for at least seven days with a Scout or Scouts of another country (either in our country or their country) and produce a log book covering this event to include his impressions and knowledge gained of the visiting Scouts and country or countries.



100. Yoga :



C. ROVER PROFICIENCY BADGES :

Holder of a Proficiency Badge should always keep his knowledge up-to-date. If not found so by an appropriate authority the badge can be withdrawn. Rover Proficiency Badges, unless otherwise stated, are worn on the right arm of the shirt in uniform.

1. **Blood Donor :**

- (1) Know functions, composition and volume of blood in a human body.
- (2) Know suitability of persons to donate blood.
- (3) Donate his blood.
- (4) Educate at least 25 people about harmless in donating blood.
- (5) Enlist at least 5 donors and help them donate blood.
- (6) Help local doctors in their efforts to collect blood.
- (7) Prepare posters for appeals to donate blood and exhibit them in key place.



2. **Civil Defence :**

- (1) Know details of Civil Defence Organisation Service existing in his mohalla or one kilo meter around the residence, the school or place of work; for instance name of the Warden, location of Warden's Post, First aid Posts, Dispensaries, Hospitals and other A.R.P. Services available in the area.
- (2) Know how to fill in Report Form correctly in respect of emergencies and send written report to Warden concerned.
- (3) Know first aid treatment and methods of rescue in case of casualties that are likely to happen in air raid and such other emergencies.



- (4) Know methods of fire fighting.
- (5) Produce a certificate as having registered his services with Civil Defence Organisation of the mohalla or area and as having received training in one of the following Defence Services.
 - (a) Fire- fighting Squad,
 - (b) First- Aid party,
 - (c) Rescue party,
 - (d) Messenger Services and
 - (e) Telecommunication.
- (6) Qualify for Pathfinder's Badge as for Scouts.
- (7) Qualify for any one of the following badges as for Scouts.
 - (a) Hospital man, (b) Ambulance man, (c) Fireman.

Note :

Badges mentioned in (6) & (7) above are not to be worn by Rovers.

3. Community Worker:

- (1) Know process of Community Development.
- (2) Convince at least twelve young villagers and start a Rover crew.
- (3) Become a liaison between Community and other resources of development i.e., Bank, Hospital, Specialists, etc.
- (4) Help people plan for solving at least two of their basic needs e.g. Clean water, School Building, Vegetable market place and so on.
- (5) Organise an Immunization camp in his village mohalla / slum.
- (6) Promote and participate in a sustained Community Development programme.



- (7) Serve as a reserve force of such camp actively assisting units as Instructor, Examiner, Camp adviser. etc.

4. **Climber:**

- (1) Have completed the age of 18 years.
- (2) Have knowledge of a mountainous area covering at least of 4 kms. Radius and show that he is personally acquainted with principal routes to the summit or peaks and to points of interest in the area of emergency.
- (3) Draw an intelligible sketch showing such information; and identify peaks from distance by their appearance.
- (4) Find his ways to a given point in a mountainous area, using a compass and one inch survey of India map (or its local equivalent) and display climbing ability.
- (5) Know local weather conditions, and what to do in emergencies, such as being overtaken by darkness, snow storm and mountain sickness or mist. Know dangers of landslides.
- (6) Know first aid treatment for fractures, dislocation, bruises, concussion, shock and oedema of Lungs, know methods of transportation of patients.
- (7) Have hiked in a mountainous area at the height of at least 1200 metres for a week out of which at least three nights must be consecutive using minimum hiking equipments.
- (8) Have a knowledge of necessary equipments for hiking on mountains in different weather conditions and different attitudes.
- (9) Have attended a recognised Basic Course on Mountaineering.



5. Desert Folk:

Have knowledge of the following:

(1) "Life in desert" Through his own study and observation of life in desert know the following.

- (i) Geographical situations land, river, climate etc.
- (ii) How people live.
- (iii) Standard and way of life, costumes normally worn, food habits etc.
- (iv) Normal habits of the people, special customs, traditions, religion, superstitions and taboos.
- (v) General problems of people created by nature and ways of solving them.



Submit reports of three hikes undertaken for the study of above. Report should cover an area of 15sq miles (24sq. kms) all round his village or town and should include report regarding village, place of habitation, routes, place of water, oasis and camping sites in the area.

(2) Nature study :

- (i) Should know and collect common proverbs and sayings for forecasting weather, and prepare a log of his own observations based on these sayings.
- (ii) Find out velocity of wind.

(3) Water and irrigation.

- (i) know methods of irrigation, methods of cleaning water and know danger of using polluted water. Know assistance given by the Government for removal of water scarcity.
- (ii) Know principal crops and cereals of the area: the canal or dam used for irrigation and ways to conceive water in field.

(iii) Handicraft : Should prepare a piece of rope out of natural material available in the area or weave a cot or prepare a model out of natural material available in the area or prepare a thatching with natural material found in the area and show its use.

(4) Hikes

(i) Through hikes undertaken, obtain knowledge of special natural phenomena of desert areas viz: mirage, Bhanwari (land slide) etc.

(ii) Perform service of at least 51 hours in antilocus campaign or any other kind of approved social service.

6. **Heritage:**

Prepare a Log Book of knowledge and information on:

1. Physical Environment of India (famous hills, rivers etc.)
Common trees Common plants
and their uses

Common birds

Rare flora and fauna of the region.

Seasons and festivals.

Meaning and significance,

Their family and festivals,

Traditions

Related festivals,

Seasons,

Songs in local languages and poems.

II. Have a basic knowledge of Indian Art, Culture and Heritage.

III. Arts of India and the World Famous Architectural style and sculptures Places of worship, Music, Dances, Theatre forms Literature and famous writers and poets.



IV. Practical work (Optional – any four).

- a) Educate 5 people in his locality on Indian art, culture, religion and social development and it's impact on foreign countries.
- b) Know about the Govt. departments and other Non Govt. agencies, which are working to maintain and restore art, archaeological ruins, monuments and prepare a brief report on the same.
- c) Organize at least one competition/exhibition/quiz programme on topics relating to cultural heritage.
- d) Identify major areas inhabited by wild animal in the country & prepare a write up.
- e) Adopt any archaeological site or monument and look after it for a period of two months to contribute to keep its upkeep and submit a report.
- f) Learn & serve as guide to the monuments for local school and community and take at least one group to any such place.

7. **Literacy :**

Requirements are same as for a Scout.



8. **Population Education :**

- (1) Educate people about :
 - (a) The rights of a child
 - (b) Adverse effects of having more children
 - (i) On children,
 - (ii) On mother,



- (iii) On family,
- (iv) On community,
- (c) National problems because of population explosion.
- (2) Motivate five persons to accept Family Welfare Programme.
- (3) Promote a Family Planning drive in a locality where there is a need.
- (4) Arrange an exhibition with Posters, published by UNO on the subjects.

9. **Rambler :**

- (1) Attain competency to instruct a Scout in the requirements of following proficiency Badges of a Scout and prove that he has trained at least one Scout in it; Camper, Climber, Explorer, Hiker, Pioneer.
- (2) Must be qualified in first aid to the standard of Ambulance man Badge of Scouts.
- (3) Walk, or make passage in a kayak or boat (Sailing or rowing) an aggregate of 161kms. (100 miles) or go 300 kms by pedal cycle with overnight stay, outside towns, during week ends or holiday hikes for 600 kms. Motor bike with proper driving licence with relevant papers, must keep a log of his journeys to be handed over, on completing total of 161 or 300 kms, this log should give dates, place and distance and should preferably give information that would be of use to other hikers such as place of interest to be visited on the route, good camping places, sarais and dharam shala, hint for finding way at difficult point, together with passage notes of boat journeys, with tidal or other useful information and plans of harbours, inland waterways, etc. Sketch maps and nature notes should be included.



10. Soil Conservation :

- (1) Understand changes which happen on surface of the earth e.g. Erosion. Transportation and Deposition and know its reasons.
- (2) Have general knowledge of problems of soil erosion, its danger, kind, causes and methods of preventing these.
- (3) Study the problem of soil erosion and prepare a log giving information about various programmes being carried out in the country regarding, soil conservation, afforestation and removal of water scarcity. Prepare a log based on his own observation and experience regarding local problem of soil conservation. He should have spent three months in study.
- (4) Understand the importance of methods used for soil conservation such as Mer Bandi (tree plantation) or afforestation and filling up the gully (Khai Patan) etc. and must have given service in any of these projects of at least 24 hours. Produce a record of service rendered.
- (5) With the help of his Patrol plant at least ten samplings of fruit bearing plants and look after these for three months.
- (6) Have general knowledge of the organisation, work and experiments of Soil Conservation Board of his area.
- (7) Must have rendered 40 hours of service for soil conservation.
- (8) Should be able to understand Theory of Balance of Nature and be able to explain it by two examples connected with animal life or vegetable life. Should know the causes and remedial efforts for conservation of flora and fauna and should have participated in any scheme connected with it.



11. World Conservation:

- (1) Explain the meaning of the following terms.
 - (i) Ecology
 - (ii) Conservation
 - (iii) Balance of nature
 - (iv) Life Chain
 - (v) Life Cycle
 - (vi) Biosides
 - (vi) Recycling
 - (vii) Photosynthesis
 - (viii) Organic and inorganic material
 - (ix) Humus.
2. Make a drawing that shows how oxygen moves in a cycle.
3. Give an example illustrating ecological inter-relationship – how man, animal, vegetation and other sources are depending on each other.
4. Demonstrate knowledge on effect of forest fires, effect of water pollution and activities of mankind in general on wild life.
5. Tell a few causes of flood and state some methods of flood control.
6. Show that he knows major organisations and institutions in the country concerned with conservation.
7. Know location of major nature reserves in the country and why they have been kept.
8. Show that he is familiar with main conservation laws of the country.
9. Do two of the following:
 - (i) Take part in a project arranged by the World Wild Life Fund or the International Union of



- Conservation of Nature (IUCN), spending at least 24 hours, not exceeding eight hours at a time.
- (ii) Take an active part in major conservation project spending at least 40 hours.
 - (iii) Take initiative to carry out one of the following conservation projects himself.
 - (a) An anti litter campaign
 - (b) restoration and or beautification of piece of land,
 - (c) muster public opinion through an information campaign,
 - (d) make posters,
 - (e) arrange demonstrations
 - (f) prepare and set an exhibition,
 - (g) prepare hand- outs.
10. Do one of the following:
- (i) Spend at least two periods, of four hours each with Forest Ranger or a Conservation officer and make a report on his observation over the periods.
 - (ii) Attend a camp of not less than three days duration during which conservation and nature study form a main part of his programme.
 - (iii) Complete a special conservation task developed and decided by him and his examiner.

Note:

The badge is accompanied by a certificate signed by the State Chief Commissioner. The badge is worn on the left sleeve of shirt below the Rashtrapati Rover Award.

12. **World Friendship:**

- (1) Have a knowledge of the geography, history and people of at least three countries other than his own.
- (2) Have corresponded regularly for not less than one year (at least nine letters) with a Rover of some other country.
- (3) Have some knowledge of organisation and activities of the World Organisation of Scout Movement and Prepare a log book on the International aspect of Scouting.
- (4) Have done at least three of the following:
 - (i) Have kept an album or scrap book for at least one year giving illustrated information on Rover articles, sports, culture, national affairs and home life of another country.
 - (ii) Know the purpose and organisation of the United Nations Organisation, function of its principal subsidiary agencies, main points of the United Nations Charter, main principles of the declaration of Human Rights and be able to explain these in simple terms.
 - (iii) Have taken part in some practical activity of international character such as collection and distribution of relief supplies or assisted in some project of a non- partisan organisation for promotion or world brotherhood.
 - (iv) Entertain in his home for not less than three days a Rover from overseas.
 - (v) Write a short essay on some aspects of contemporary World affairs.



13. **Family Life Education.**



14. **Yoga Instructor** - Under go a basic training of Yoga Instructor.




15. **HIV AIDS** - As for Scouts.

Right Patch Pocket (Scouts)



Left Patch Pocket



Cub

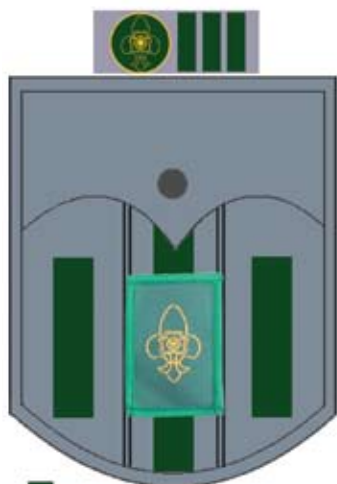


Scout

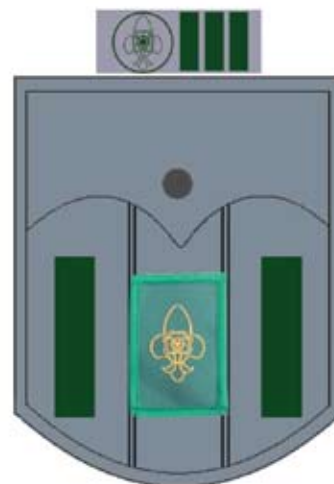


Rover

Left Patch Pocket for Troop Leader




Left Patch Pocket for Assistant Troop Leader




Size of stripes: 6cms long x 1.5 cm wide

Left Patch Pocket for
Patrol Leader




Left Patch Pocket for
Patrol Second



Stripe Size: 5cm height x 1.2 cm Width

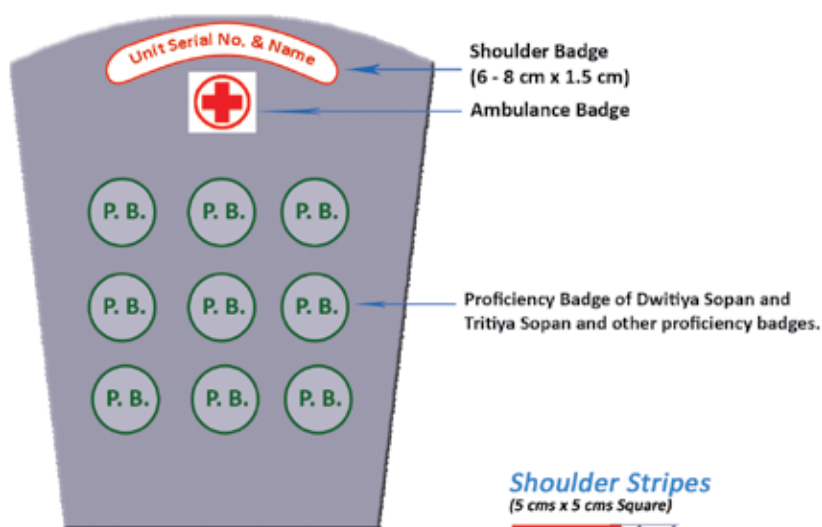
Right Patch Pocket (Adult Leader)




Right Patch Pocket (Cub)



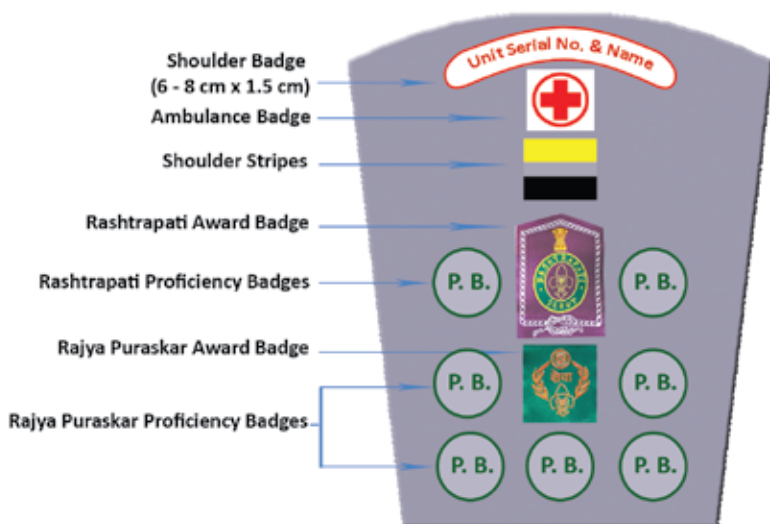
Right Sleeve of Scout Shirt



Shoulder Stripes (5 cms x 5 cms Square)



Left Sleeve of Scout Shirt



UPA RASHTRAPATI AWARD

1. **Purpose** : To motivate Rovers and Rangers to take up community service and community development projects.
2. **Period** : From 1st July of the year to 30th April of Succeeding year.
3. **Eligibility** : Rover Ranger Unit registered with State Associations at least 1 Unit from Rover Ranger Section from 1 District will participate. At least 2 Districts from a State is required for competition.
4. **Registration** : The Unit will be registered at National Headquarters through the State before 30th April of the year.
5. **Registration Fee** : Rs.10/- per Unit.
6. **Log Book** : National Headquarters will issue a Log Book through the State Associations for every Unit Registered for this competition.
7. **Judging** : Judging will be done at District, State and National Level.
8. **Awards** : Each Unit gaining 70% and above marks will be awarded Vice President Merit Certificate and Units gaining more than 50% marks in all categories but less than 70% will be awarded participant certificates by the National Commissioner.
9. **Project Area** : Not less than 1 Basti or Hamlet and not more than 3 Bastis/Hamlets in Urban area not less than 1000 houses/Hutments.
10. **Subjects for Competition** : There are 3 Categories of Subjects viz. 1. Self Development 2. Service within the movement, and 3. Service outside the movement. Every Unit will participate in self development and service within the movement. For service outside the movement subjects are divided in 6 groups of their Choice.
11. **Submission of Log Books** : The Unit will submit the Logbook after completion of the Competition to the District to the District by 15th May and the Districts will forward the Logbooks to the State by 15th June.

Please not for details refere to the Guidelines issued by the National Headquarters. For changes from time to time.

PRIME MINISTER SHIELD COMPETITION

1. **Purpose:** To motivate Scouts and Guides to take up community service and community development projects.
2. **Period :** From 1st July of the year to 30th June of Succeeding year.
3. **Eligibility:** Scout Guide Unit registered with State Associations at least 2 Unit from 1 District will participate. At least 2 Districts from a State is required for competition.
4. **Registration :** The Unit will be registered at National Headquarters through the State before 31st May of the year.
5. **Registration Fee :** Rs.10/- per Unit.
6. **Log Book :** National Headquarters will issue a Log Book through the State Associations for every Unit Registered for this competition.
7. **Judging :** Judging will be done at District, State and National Level.
8. **Awards :** In each State the Scout Troop, Guide Company standing First in the Competition in each Group of Subject and gaining 70% and above marks of the total will be awarded Prime Minister Shield and Certificate signed by the Prime Minister. All Units which gain more than 50% marks in the Group of Subject selected by them will be awarded Certificate of Merit signed by the Prime Minister.
9. **Project Area :** The Project Area shall not be less than 30 families and not more than 50 families.
10. **Subjects for Competition :** The Competition will be in 3 Groups of Subjects, Subject 1 is compulsory and the Unit can select one more subjects from the Group 2, 3 and 4.
11. **Submission of Log Books :** The Unit will submit the Logbook after completion of the Competition to the District by 30th July and the Districts will forward the Logbooks to the State by 30th August.

Please not for details refer to the Guidelines issued by the National Headquarters. For changes from time to time.

Flags



National Flag



Bharat Scouts & Guides Association Flag



World Scout Flag



World Guide Flag

Advancement Schemes of Cub & Bulbul



Advancement Schemes of Scout/Guide & Rover/Ranger





Messengers of Peace

I LIKE TO BE A
SCOUT
MESSENGER
OF PEACE

In our present world, we all have a role and the possibility to create a peaceful community to live in, a peaceful society for our family and a peaceful world to be brothers and sisters together.

Becoming a Messenger of Peace, it is a “personal journey”. Maybe you are not a Scout, but still you can share the message and create Peace for your community.



Messengers of Peace

Join us to share your peace journey.

Login to www.scout.org to post your service.

for details  mop@bsgindia.org




Free Being Me

Introduction

Free Being Me is an Innovative Educational Programme for young Boys and Girls of 5 to 18 years age created by WAGGGS in partnership with Dove Self Esteem Programme Project. This programme is based on the latest research into how to increase young people's body confidence & self esteem through fun and non formal activities.

In last 10 years more than 100 countries around the world are working with this Educational Programme. 2014 onwards the Bharat Scouts and Guides is a part of this Educational Programme.

for details  freebeingme@bsgindia.org

Free
being me



WHY FREE BEING ME?

Low body confidence stops children and young people from:

- Developing skills in activities they would enjoy
- Voicing their opinions.
- Taking risks.