




CLOPAY RESIDENTIAL AND COMMERCIAL DOORS



# PARTS AND ACCESSORIES

# CLOPAY CORPORATION



Clopay is the leading manufacturer of residential garage doors and a leader in the commercial door industry. Our continued commitment to quality and innovation shows through in details like deep panel embossments and rich woodgrain textures on steel doors, timeless handcrafted wood doors and galvanized torsion springs.

Though our doors are built to last, all garage doors are subject to heavy wear and tear, and some parts can wear out over time. Whether you're looking for springs, rollers, hinges, lubricant, tracks, locks or struts, you'll find it right here. Look no further than Clopay.



America's Favorite Garage Doors®

*Call 1-877-526-2050 or your local distribution center for assistance.  
ENTER UNDER SKU 234-168.*

# TABLE OF CONTENTS

<b>CLASSIC™ STEEL REPLACEMENT SECTIONS</b> .....	<b>RP4</b>
<b>CLASSIC™ STEEL AND GALLERY® STEEL TRACK AND SPRING OPTIONS</b> .....	<b>RP5</b>
<b>CLASSIC™ STEEL WINDOW SECTION REPLACEMENTS</b> .....	<b>RP6</b>
<b>GALLERY® STEEL REPLACEMENT SECTIONS</b> .....	<b>RP7</b>
<b>GALLERY® STEEL WINDOW SECTION REPLACEMENTS</b> .....	<b>RP8</b>
<b>MODERN STEEL™ REPLACEMENT SECTIONS</b> .....	<b>RP9</b>
<b>MODERN STEEL™ WINDOW SECTION REPLACEMENTS</b> .....	<b>RP10</b>
<b>COACHMAN® REPLACEMENT SECTIONS</b> .....	<b>RP11</b>
<b>COACHMAN® WINDOW SECTION REPLACEMENTS</b> .....	<b>RP12</b>
<b>CANYON RIDGE® CARRIAGE HOUSE REPLACEMENT SECTIONS AND WINDOWS</b> .....	<b>RP13</b>
<b>RESERVE® WOOD DOOR OPTIONS AND REPLACEMENT SECTIONS</b> .....	<b>RP13</b>
<b>AVANTE® REPLACEMENT SECTIONS</b> .....	<b>RP14</b>
<b>HARDWARE</b> .....	<b>RP15</b>
Bottom Brackets .....	RP15–RP17
Top Brackets .....	RP17
Hinges .....	RP17–RP19
Pull Rope .....	RP19
Diamond Braid Polyester Rope .....	RP19
Rollers .....	RP19
Spring Bumpers .....	RP19
Pusher Springs .....	RP20
<b>DECORATIVE HARDWARE</b> .....	<b>RP20–RP21</b>
<b>LOCK SYSTEMS</b> .....	<b>RP21</b>
#3 Lock Bar Systems and Parts .....	RP21–RP22
#7 Slide Bolt Systems and Parts .....	RP23
#1 Lock Snap Latch Systems and Parts .....	RP23–RP24
Miscellaneous Lock Parts and Handles .....	RP24–RP25
<b>CHAIN HOISTS</b> .....	<b>RP25</b>
<b>REINFORCING HARDWARE</b> .....	<b>RP26</b>
Stiles .....	RP27–RP28
<b>SPRINGS AND COMPONENTS</b> .....	<b>RP28</b>
Cables and Fittings .....	RP28
Drums and Sheaves .....	RP29
Additional Drums .....	RP30
Extension Springs .....	RP30–RP31
Extended Life Cycle Extension Springs .....	RP31–RP32
EZ-SET® Extension Spring Kits .....	RP32
Other Extension Spring Parts .....	RP32–RP33
EZ-SET® Torsion Spring System .....	RP33
Other EZ-SET® Torsion Spring System Parts .....	RP33–RP34
EZ-SET® Torsion Spring Kits .....	RP34
Standard Torsion Springs .....	RP34–RP35
Tubes, Shafts and Bearing Plates .....	RP36–RP38
Residential Torsion Spring Fastener Bag .....	RP38
1" and 1-1/4" Tube and Shaft Color Coding Chart .....	RP39
<b>STOP MOLDING AND WEATHERSEALS</b> .....	<b>RP39</b>
Bottom Astragal .....	RP39
Aluminum Astragal Retainer .....	RP40
BTM Retainer .....	RP40–RP42
Commercial Reverse Angle Seal .....	RP42
Commercial Top Seal .....	RP42
Stop Molding .....	RP43
Wood Stop Molding .....	RP44
<b>STOP MOLDING AND WEATHERSEALS, CONTINUED</b>	
Vinyl Weatherseal .....	RP44
High Heat Hollow Stop Mold Vinyl .....	RP45
Double Flap Weatherseal .....	RP46
Matching Nails for Stop Molding .....	RP46
<b>TRACKS AND BRACKETS</b> .....	<b>RP47</b>
Low Headroom Brackets and Kits .....	RP47
Double Track LHR Conversion Kit .....	RP47
Track Brackets .....	RP47
Residential Flag Brackets .....	RP47
Commercial Flag Brackets .....	RP48
Track Sets—including: (2) Vertical Tracks and (2) Horizontal Tracks .....	RP48
Residential Track Sets .....	RP49–RP52
Commercial Tracks .....	RP52–RP53
WINDCODE® Vertical Tracks .....	RP54
Skip Hinge Vertical Tracks .....	RP54
Straight Incline Vertical Tracks .....	RP54
High Lift Breakaway Portions .....	RP55
<b>WINDOWS</b> .....	<b>RP55</b>
Glazing Materials and Exterior Frames (Universal) .....	RP55–RP56
Interior Retainers .....	RP56–RP57
Decorative Insert Series .....	RP57–RP60
Architectural Series Glazing Materials and Exterior Frames .....	RP60–RP62
Architectural Series Interior Retainers (with Screws) .....	RP62–RP63
Architectural Series Windows for Classic™ Steel Premium, Gallery® Steel and Modern Steel™ .....	RP63–RP64
Architectural Series (Glass) Windows .....	RP65
Architectural Series (Acrylic) Windows .....	RP65
Canyon Ridge® Carriage House Glazing Materials and Interior Retainers for REC and SQ Windows .....	RP65–RP67
Canyon Ridge® Carriage House Grilles for REC and SQ Windows .....	RP67–RP68
Canyon Ridge® Carriage House Glazing Materials and Interior Retainers for ARCH Windows .....	RP68–RP69
Canyon Ridge® Carriage House Grilles for ARCH Windows .....	RP70–RP71
Coachman® Glazing Materials and Interior Retainers for REC and SQ Windows .....	RP71–RP72
Coachman® Grilles for REC and SQ Windows .....	RP73
Coachman® Glazing Materials and Interior Retainers for ARCH Windows .....	RP74–RP75
Coachman® Grilles for ARCH Windows .....	RP75–RP76
Commercial Window Frames .....	RP76–RP77
<b>MISCELLANEOUS PARTS</b> .....	<b>RP78</b>
Exhaust Ports .....	RP78
Insulation Kits .....	RP78
Storm Shields .....	RP78
T-Stands .....	RP79
Lubricant .....	RP79
Section Joint Adapter Rail .....	RP79
Coachman® Overlay Glue .....	RP79
Touch-up Paint .....	RP79–RP80
Colored Caulk .....	RP80
Winding Bars .....	RP80
Fasteners .....	RP80–RP81

# CLASSIC™ STEEL REPLACEMENT SECTIONS

All parts are subject to a shipping fee – Parts that are up to and including 7' long have a shipping fee of \$25.00. Parts over 7' long have a shipping fee of \$150.00. Breakable items like glass will need to be shipped via freight, and will have an adder of \$150.00.

## For non-WINDCODE® and WINDCODE® W1-W8 – please provide complete description of existing door

Description	Retail Price Models	Retail Price Models	Retail Price Models	Retail Price Models	Retail Price Models
<b>Insulated Steel Door</b>	<b>HDP20 / HDPL20*</b>	<b>HDP13 / HDPL13</b>	<b>HDG / HDGL*</b>	<b>2050 / 2053</b>	<b>HDS / HDSL</b>
Sections only (complete door without hardware)	150.00 + 88% of Total Door Price	150.00 + 83% of Total Door Price	150.00 + 78% of Total Door Price	150.00 + 73% of Total Door Price	150.00 + 72% of Total Door Price
Hardware only	Non-WINDCODE® – 50% Door Price / WINDCODE® – 55% Door Price				
Hardware box	25.00 + 25% Door Price				
Track bundle	150.00 + 18% Door Price				
Individual replacement sections	150.00 + Retail Price listed below				
Intermediate or top sections (price per linear foot)	29.76	26.77	25.88	23.28	22.70
Bottom sections – including weatherstrip (price per linear foot)	33.42	30.43	29.06	26.46	26.03
Lock section drilled (price added to replacement section cost)	41.48	41.48	36.07	36.07	36.07
<b>Non-Insulated Steel Door</b>				<b>HDB4</b>	<b>HDB / HDBL</b>
Sections only (complete door without hardware)				150.00 + 62% of Total Door Price	150.00 + 62% of Total Door Price
Hardware only				Non-WINDCODE® – 50% Door Price / WINDCODE® – 55% Door Price	
Hardware box				25% Door Price	
Track bundle				18% Door Price	
Individual replacement sections				150.00 + Retail Price listed below	
Intermediate or top sections (price per linear foot)				18.50	15.90
Bottom sections – including weatherstrip (price per linear foot)				21.68	19.08
Lock section drilled (price added to replacement section cost)				36.07	36.07

### Notes:

1. Replacement sections must ship to the store as a DIY (SKU 234-168).
2. Please make sure you indicate door model and width of door.
3. Replacement horizontal reinforcement may be needed if windload is required in their area.

\*Add 3.44 per foot width to replacement section price for Ultra-Grain® sections.

Description	Retail Price
<b>Is horizontal reinforcement needed?</b>	
4" steel C-channel	8.00 per linear foot
4" C-channel strap	8.00
6" steel C-channel	10.50 per linear foot
6" C-channel strap	8.00
4" steel T-strut	12.75 per linear foot

# CLASSIC™ STEEL AND GALLERY® STEEL TRACK AND SPRING OPTIONS

**All parts are subject to a shipping fee – Parts that are up to and including 7' long have a shipping fee of \$25.00. Parts over 7' long have a shipping fee of \$150.00. Breakable items like glass will need to be shipped via freight, and will have an adder of \$150.00.**

Doors up to and including 10' wide are single doors. Doors over 10' wide are double doors.

**Frequently requested door options (add to Door Price) – order these options with special order doors only.**

Description	Retail Price
15" radius track	No additional charge
32" radius track (for doors up to 8' high)	121.00
<b>For a single door with standard extension springs, standard on all models</b>	
Charge for EZ-SET® extension springs	36.77
Charge for standard extension springs and low headroom	52.38
Charge for EZ-SET® extension springs and low headroom	89.05
Charge for standard torsion springs	39.00
Charge for EZ-SET® torsion springs	59.00
Charge for standard torsion springs and low headroom front mount (9-1/2" headroom required)	82.81
Charge for EZ-SET® torsion springs and low headroom front mount (9-1/2" headroom required)	111.05
Charge for standard torsion springs and low headroom rear mount (4-1/2" headroom required)	91.13
<b>For a double door with EZ-SET® torsion springs, standard on all models</b>	
Charge for standard extension springs	DEDUCT (62.87)
Charge for standard extension springs and low headroom	DEDUCT (10.48)
Charge for EZ-SET® extension springs	DEDUCT (26.20)
Charge for EZ-SET® extension springs and low headroom	26.20
Charge for standard torsion springs	DEDUCT (12.58)
Charge for standard torsion springs and low headroom front mount (9-1/2" headroom required)	39.81
Charge for EZ-SET® torsion springs and low headroom front mount (9-1/2" headroom required)	52.38
Charge for standard torsion springs and low headroom rear mount (4-1/2" headroom required)	47.14

**Notes:**

1. Low headroom track option reduces headroom to 4-1/2" for doors with standard or EZ-SET® extension springs, 9-1/2" for doors with standard or EZ-SET® torsion springs.
2. These costs are NOT for converting existing door. Call customer service, 1-877-526-2050, for cost and availability of conversion parts.
3. Other door options and accessories available upon request. Call 1-877-526-2050 or your local distribution center for assistance.

# CLASSIC™ STEEL WINDOW SECTION REPLACEMENTS

All parts are subject to a shipping fee – Parts that are up to and including 7' long have a shipping fee of \$25.00.  
 Parts over 7' long have a shipping fee of \$150.00. Breakable items like glass will need to be shipped via freight, and will have an adder of \$150.00.

The prices shown below are for a complete set of windows.

Add these prices to Classic™ Steel Replacement Section prices on RP4.

## Window Section Replacements for HDP20 / HDPL20 / HDP13 / HDPL13 / HDG / HDGL / 2050 / 2053 – Retail Pricing

Door Width	Classic Plain		Classic Snap-In		Specialty		Designer	
	Non-Insulated Clear or Obscure Glass	Insulated Clear or Obscure Glass	Non-Insulated Clear or Obscure Glass	Insulated Clear or Obscure Glass	Non-Insulated Frosted or Rain Glass	Insulated Frosted or Rain Glass	Non-Insulated Leaded Glass	Insulated Leaded Glass / Wrought Iron Acrylic
Single	235.00	334.00	321.00	421.00	474.00	725.00	479.00	557.00
Double	468.00	668.00	641.00	841.00	948.00	1,448.00	960.00	1,114.00

## Window Section Replacements for HDS / HDSL / HDB / HDBL / HDB4 – Retail Pricing

Door Width	Classic Plain	Classic Snap-In	Specialty	Designer
	Non-Insulated Clear or Obscure Glass	Non-Insulated Clear or Obscure Glass	Non-Insulated Frosted or Rain Glass	Non-Insulated Leaded Glass
Single	222.00	304.00	449.00	454.00
Double	444.00	608.00	898.00	908.00

## Architectural Style Windows for All Models – Retail Pricing

Door Width	Non-Insulated DSB/Obscure		Insulated DSB/Obscure		Wrought Iron	Leaded		Non-Insulated Frosted, Rain & Seeded		Insulated Frosted, Rain & Seeded	
	No Grilles	Grilles	No Grilles	Grilles		Non- Insulated	Insulated	No Grilles	Grilles	No Grilles	Grilles
	Single	364.00	435.00	446.00		516.00	784.00	557.00	631.00	530.00	1,058.00
Double	725.00	869.00	892.00	1,036.00	1,571.00	1,114.00	1,259.00	1,058.00	2,118.00	1,560.00	3,119.00

# GALLERY® STEEL REPLACEMENT SECTIONS

All parts are subject to a shipping fee – Parts that are up to and including 7' long have a shipping fee of \$25.00.  
Parts over 7' long have a shipping fee of \$150.00. Breakable items like glass will need to be shipped via freight, and will have an adder of \$150.00.

## For non-WINDCODE® and WINDCODE® W1-W8 – please provide complete description of existing door

Description	Retail Price Models	Retail Price Models	Retail Price Models	Retail Price Models
	GR2SU / GR2LU*	GR1SU / GR1LU*	GR2SP / GR2LP*	GR1SP / GR1LP*
Sections only (complete door without hardware)	150.00 + 90% of Total Door Price	150.00 + 85% of Total Door Price	150.00 + 80% of Total Door Price	150.00 + 75% of Total Door Price
Replacement hardware (all hardware)	Non-WINDCODE® – 50% Door Price / WINDCODE® – 55% Door Price			
Hardware box	25.00 + 25% of Door Price			
Track bundle	150.00 + 18% of Door Price			
Individual replacement sections	150.00 + the per foot price below			
Intermediate or top sections (price per foot – width)	32.42	29.17	32.42	29.17
Bottom sections – including weatherstrip (price per foot – width)	36.41	33.16	36.41	33.16
Lock section drilled (price added to replacement section cost)	43.03	43.03	43.03	43.03
	GR4SV / GR4LV	GR5SV	GR4S / GR4L	GR5S
Sections only (complete door without hardware)	150.00 + 75% of Total Door Price	150.00 + 75% of Total Door Price	150.00 + 65% of Total Door Price	150.00 + 65% of Total Door Price
Replacement hardware (all hardware)	Non-WINDCODE® – 50% Door Price / WINDCODE® – 55% Door Price			
Hardware box	25.00 + 25% of Door Price			
Track bundle	150.00 + 18% of Door Price			
Individual replacement sections	150.00 + the per foot price below			
Intermediate or top sections (price per foot – width)	28.19	23.83	21.56	18.24
Bottom sections – including weatherstrip (price per foot – width)	31.99	27.84	25.35	22.05
Lock section drilled (price added to replacement section cost)	43.03	43.03	43.03	43.03

\*Add 3.44 per foot width to replacement section price for Ultra-Grain® sections.

Description	Retail Price
Is horizontal reinforcement needed?	
4" steel C-channel	8.00 per linear foot
4" C-channel strap	8.00
6" steel C-channel	10.50 per linear foot
6" C-channel strap	8.00
4" steel T-strut	12.75 per linear foot

# GALLERY® STEEL WINDOW SECTION REPLACEMENTS

All parts are subject to a shipping fee – Parts that are up to and including 7' long have a shipping fee of \$25.00.  
 Parts over 7' long have a shipping fee of \$150.00. Breakable items like glass will need to be shipped via freight, and will have an adder of \$150.00.

The prices shown below are for a complete row of windows for replacement sections.

**Add these prices to Gallery® Steel Replacement Section prices on RP7.**

## Window Section Replacements for GR2SU / GR2LU / GR2SP / GR2LP / GR1SU / GR1LU / GR1SP / GR1LP – Retail Pricing

Door Width	Plain Windows				Specialty				Leaded Glass		Wrought Iron
	No Grilles		Grilles		Frosted / Rain		Seeded		Non-Insulated	Insulated	Short / Long / ARCH
	Non-Insulated	Insulated	Non-Insulated	Insulated	Non-Insulated	Insulated	Non-Insulated	Insulated			
Single	384.00	459.00	472.00	550.00	561.00	825.00	801.00	1,032.00	590.00	666.00	832.00
Double	767.00	921.00	945.00	1,098.00	1,120.00	1,651.00	1,605.00	2,065.00	1,180.00	1,333.00	1,663.00

## Window Section Replacements for GR4SV / GR4LV / GR5SV / GR4S / GR4L / GR5S – Retail Pricing

Door Width	Plain Windows		Specialty		Leaded Glass	Wrought Iron
	No Grilles	Grilles	Frosted / Rain	Seeded	Non-Insulated	Short / Long / ARCH
	Non-Insulated	Non-Insulated	Non-Insulated	Non-Insulated		
Single	300.00	393.00	581.00	796.00	613.00	765.00
Double	599.00	783.00	1,163.00	1,590.00	1,223.00	1,531.00



# MODERN STEEL™ REPLACEMENT SECTIONS

All parts are subject to a shipping fee – Parts that are up to and including 7' long have a shipping fee of \$25.00. Parts over 7' long have a shipping fee of \$150.00. Breakable items like glass will need to be shipped via freight, and will have an adder of \$150.00.

## For non-WINDCODE® and WINDCODE® W1-W8 – please provide complete description of existing door

Description	Retail Price Models	Retail Price Models	Retail Price Models	Retail Price Models
Insulated Steel Door	2132 / 2051 / 2138	HDGC / HDGR / HDGF	HDPC13 / HDPF13	HDPC20 / HDPR20 / HDPF20
Sections only (complete door without hardware)	150.00 + 90% of Total Door Price	150.00 + 85% of Total Door Price	150.00 + 80% of Total Door Price	150.00 + 75% of Total Door Price
Replacement hardware (all hardware)	Non-WINDCODE® – 50% Door Price / WINDCODE® – 55% Door Price			
Hardware box	25.00 + 25% Door Price			
Track bundle	150.00 + 18% Door Price			
Individual replacement sections	150.00 + Retail Price listed below			
Intermediate or top sections (price per linear foot)	23.28	25.88	26.77	29.76
Bottom sections – including weatherstrip (price per linear foot)	26.46	29.06	30.43	33.42
Lock section drilled (price added to replacement section cost)	36.07	36.07	41.48	41.48
Insulated Steel Door		HDGCC / HDGRC	HDPC1	HDPC2 / HDPR2
Sections only (complete door without hardware)		150.00 + 85% of Total Door Price	150.00 + 80% of Total Door Price	150.00 + 75% of Total Door Price
Replacement hardware (all hardware)		Non-WINDCODE® – 50% Door Price / WINDCODE® – 55% Door Price		
Hardware box		25.00 + 25% Door Price		
Track bundle		150.00 + 18% Door Price		
Individual replacement sections		150.00 + Retail Price listed below		
Intermediate or top sections (price per linear foot)		27.17	24.45	27.17
Bottom sections – including weatherstrip (price per linear foot)		30.52	27.80	30.52
Lock section drilled (price added to replacement section cost)		36.07	36.07	36.07
Non-Insulated Steel Door			HDBF	HDSF
Sections only (complete door without hardware)			150.00 + 75% of Total Door Price	150.00 + 75% of Total Door Price
Replacement hardware (all hardware)			Non-WINDCODE® – 50% Door Price / WINDCODE® – 55% Door Price	
Hardware box			25.00 + 25% Door Price	
Track bundle			150.00 + 18% Door Price	
Individual replacement sections			150.00 + Retail Price listed below	
Intermediate or top sections (price per linear foot)			15.90	22.70
Bottom sections – including weatherstrip (price per linear foot)			19.08	26.03
Lock section drilled (price added to replacement section cost)			36.07	36.07

### Notes:

1. Replacement sections must ship to the store as a DIY (SKU 234-168).
2. Please make sure you indicate door model and width of door.
3. Replacement horizontal reinforcement may be needed if windload is required in their area.

\*Add 3.44 per foot width to replacement section price for Ultra-Grain® sections.

Description	Retail Price
Is horizontal reinforcement needed?	
4" steel C-channel	8.00 per linear foot
4" C-channel strap	8.00
6" steel C-channel	10.50 per linear foot
6" C-channel strap	8.00
4" steel T-strut	12.75 per linear foot

# MODERN STEEL™ WINDOW SECTION REPLACEMENTS

All parts are subject to a shipping fee – Parts that are up to and including 7' long have a shipping fee of \$25.00. Parts over 7' long have a shipping fee of \$150.00. Breakable items like glass will need to be shipped via freight, and will have an adder of \$150.00.

The prices shown below are for a complete set of windows.

**Add these prices to Modern Steel™ Replacement Section prices on RP9.**

Retail Pricing Per Lite For HDPF20 / HDPF13 / HDGF / 2051 / HDSF / HDBF									
Door Height		Classic Plain		Classic Snap-In		Specialty		Designer	
		Non-Insulated Clear Glass	Insulated Clear Glass	Non-Insulated Designer Inserts	Insulated Designer Inserts	Non-Insulated Frosted or Rain Glass	Insulated Frosted or Rain Glass	Non-Insulated Leaded Glass	Insulated Leaded Glass / Wrought Iron Acrylic
Door Width	Single	235.00	334.00	321.00	421.00	474.00	725.00	479.00	557.00
	Double	468.00	668.00	641.00	841.00	948.00	1,448.00	960.00	1,114.00

Retail Pricing Per Lite For HDPC20 / HDPR20 / HDPC13 / HDGC / HGDR / 2132												
Door Width		Plain Windows				Specialty				Leaded Glass		Wrought Iron
		No Grilles		Grilles		Frosted / Rain		Seeded				Short / Long / ARCH
		Non- Insulated	Insulated	Non- Insulated	Insulated	Non- Insulated	Insulated	Non- Insulated	Insulated	Non- Insulated	Insulated	
Single	384.00	459.00	472.00	550.00	561.00	825.00	801.00	1,032.00	590.00	666.00	832.00	
Double	767.00	921.00	945.00	1,098.00	1,120.00	1,651.00	1,605.00	2,065.00	1,180.00	1,333.00	1,663.00	

Retail Pricing Per Lite For HDPC2 / HDPR2 / HDPC1 / HDGC / HDGRC											
Door Width		Clear Windows				Frosted				Narrow Reed	
		No Grilles		Grilles		No Grilles		Grilles			
		Non- Insulated Plain or Obscure Glass	Insulated Plain or Obscure Glass	Non- Insulated Plain or Obscure Glass	Insulated Plain or Obscure Glass	Non- Insulated	Insulated	Non- Insulated	Insulated	Non- Insulated	Insulated
Single	385.00	625.00	469.00	716.00	475.00	716.00	566.00	800.00	559.00	824.00	
Double	769.00	1,251.00	939.00	1,431.00	951.00	1,431.00	1,131.00	1,600.00	1,119.00	1,649.00	

# COACHMAN® REPLACEMENT SECTIONS

All parts are subject to a shipping fee – Parts that are up to and including 7' long have a shipping fee of \$25.00.  
 Parts over 7' long have a shipping fee of \$150.00. Breakable items like glass will need to be shipped via freight, and will have an adder of \$150.00.

## Please provide complete description of existing door

Description	Retail Price Models	
	CF	CX/CXU
Sections only (complete door without hardware)	150.00 + 90% of the complete DIY Door Price	
Individual replacement sections – If NOT a top section only replacement, customer must replace ALL intermediate and bottom sections	150.00 + Retail Price listed below	
Top solid section – per linear foot	85.31	91.26
Top window section – per linear foot	109.11	117.05
18" intermediate section – per linear foot	85.31	91.26
21" intermediate section – per linear foot	85.31	91.26
24" intermediate section – per linear foot	85.31	91.26
18" bottom section – per linear foot	97.81	105.15
21" bottom section – per linear foot	97.81	105.15
24" bottom section – per linear foot	97.81	105.15

Description	Retail Price
Is horizontal reinforcement needed?	
4" steel C-channel	8.00 per linear foot
4" C-channel strap	8.00
6" steel C-channel	10.50 per linear foot
6" C-channel strap	8.00
4" steel T-strut	12.75 per linear foot

# COACHMAN® WINDOW SECTION REPLACEMENTS

All parts are subject to a shipping fee – Parts that are up to and including 7' long have a shipping fee of \$25.00.  
Parts over 7' long have a shipping fee of \$150.00. Breakable items like glass will need to be shipped via freight, and will have an adder of \$150.00.

The prices shown below are for a complete set of windows.

Add these prices to Coachman® Replacement Section prices on RP11.

## Window Section Replacements for CXU – Retail Pricing

Door Height		ARCH1 (SOLID)		ARCH3 or ARCH4		SQ23 or SQ24		REC13 or REC14	
		6'6" & 7'	7'6" & 8'	6'6" & 7'	7'6" & 8'	6'6" & 7'	7'6" & 8'	6'6" & 7'	7'6" & 8'
Door Width	Single	217.00	217.00	638.00	638.00	440.00	440.00	367.00	367.00
	Double	401.00	401.00	1,221.00	1,221.00	842.00	842.00	704.00	704.00

## Specialty Glass Options for CXU – Window Up-Charge from Clear DSB Glass Above

Door Width		Insulated Clear	Non-Insulated Obscure	Insulated Obscure	Non-Insulated Frosted / Rain	Insulated Frosted / Rain	Non-Insulated Seeded	Insulated Seeded
Single		93.00	83.00	155.00	319.00	607.00	566.00	814.00
Double		185.00	165.00	309.00	638.00	1,213.00	1,132.00	1,625.00

## Window Section Replacements for CX – Retail Pricing

Door Height		ARCH1 (SOLID)		ARCH3 or ARCH4		SQ23 or SQ24		REC13 or REC14	
		6'6" & 7'	7'6" & 8'	6'6" & 7'	7'6" & 8'	6'6" & 7'	7'6" & 8'	6'6" & 7'	7'6" & 8'
Door Width	Single	200.00	200.00	612.00	612.00	426.00	426.00	358.00	358.00
	Double	370.00	370.00	1,172.00	1,172.00	822.00	822.00	694.00	694.00

## Specialty Glass Options for CX – Window Up-Charge from Clear DSB Glass Above

Door Width		Insulated Clear	Non-Insulated Obscure	Insulated Obscure	Non-Insulated Frosted / Rain	Insulated Frosted / Rain	Non-Insulated Seeded	Insulated Seeded
Single		93.00	83.00	155.00	319.00	607.00	566.00	814.00
Double		185.00	165.00	309.00	638.00	1,213.00	1,132.00	1,625.00

## Window Section Replacements for CF – Retail Pricing

Door Height		ARCH1 (SOLID)		ARCH3 or ARCH4		SQ23 or SQ24		REC13 or REC14	
		6'6" & 7'	7'6" & 8'	6'6" & 7'	7'6" & 8'	6'6" & 7'	7'6" & 8'	6'6" & 7'	7'6" & 8'
Door Width	Single	193.00	193.00	590.00	590.00	412.00	412.00	346.00	346.00
	Double	358.00	358.00	1,131.00	1,131.00	792.00	792.00	670.00	670.00

## Specialty Glass Options for CF – Window Up-Charge from Clear DSB Glass Above

Door Width		Insulated Clear	Non-Insulated Obscure	Insulated Obscure	Non-Insulated Frosted / Rain	Insulated Frosted / Rain	Non-Insulated Seeded	Insulated Seeded
Single		93.00	83.00	155.00	319.00	607.00	566.00	814.00
Double		185.00	165.00	309.00	638.00	1,213.00	1,132.00	1,625.00

# CANYON RIDGE® CARRIAGE HOUSE REPLACEMENT SECTIONS AND WINDOWS

**For information, call Clopay Customer Service 1-877-526-2050 – please provide complete description of existing door**

Description	Retail Price
Sections only (complete door without hardware)	150.00 + 90% of the complete DIY Door Price

## RESERVE® WOOD DOOR OPTIONS AND REPLACEMENT SECTIONS

**All parts are subject to a shipping fee – Parts that are up to and including 7' long have a shipping fee of \$25.00. Parts over 7' long have a shipping fee of \$150.00. Breakable items like glass will need to be shipped via freight, and will have an adder of \$150.00.**

### Door Options / Parts

Inside slide lock	7.75
Track and low headroom options	
Torsion front (9-1/2" headroom required) single or double door	63.92
Torsion rear (4-1/2" headroom required) single or double door	73.74
32" radius – 7' or 8' (oil tempered springs only) single or double door	181.62
High lift – up to 18" (oil tempered springs only) available in 1" increments from 9" to 18"	106.86
Obscure (privacy) glass (priced per linear foot)	150.00 + 17.43 per linear foot

### Replacement Sections Only (nonstandard size sections based on next size even foot increment)

Complete door sections (door sections without hardware) 150.00 + the per linear foot charge below

Solid wood sections – <i>Door built before July 1, 2005</i> (priced per linear foot)	Redwood	Cedar	Hemlock		
Solid – intermediate	188.03	112.42	89.16		
Solid – bottom or top	217.10	127.93	106.62		
Solid wood sections – <i>Door built after July 1, 2005</i> (priced per linear foot)	Redwood	Cedar	Hemlock Stain Grade	Hemlock Paint Grade	Hemlock Grooved
Solid – intermediate	188.03	158.95	131.81	89.17	70.47
Solid – bottom or top	217.10	184.15	151.20	106.61	84.25
Glazed sections (all doors) (priced per linear foot)	150.00 + the per linear foot charge below				

The prices shown below are for a complete set of windows.

**Add these prices to Reserve® Wood Replacement Section prices above.**

Window Section Replacements	REC Windows	SQ Windows	ARCHED Windows
Single	210.14	222.15	244.66
Double	370.75	396.26	436.79

# AVANTE® REPLACEMENT SECTIONS

All parts are subject to a shipping fee – Parts that are up to and including 7' long have a shipping fee of \$25.00.  
 Parts over 7' long have a shipping fee of \$150.00. Breakable items like glass will need to be shipped via freight, and will have an adder of \$150.00.

## Please provide complete description of existing door

Description	Retail Price
Model AV (non-insulated door), Model AVI (insulated door) and Model AX (non-insulated and insulated door)	
Sections only (complete door without hardware)	150.00 + 95% of the complete DIY Door Price
Replacement hardware (all hardware)	150.00 + Non-WINDCODE® – 50% Door Price / WINDCODE® – 55% Door Price
Hardware box	25.00 + 25% of Door Price
Individual replacement sections	150.00 + Retail Price listed below
Intermediate sections (price per linear foot)	165.00
Bottom sections, including weatherstrip (price per linear foot)	167.00
Top sections (price per linear foot)	166.00
Solid aluminum top section	91.00
Solid aluminum intermediate section	90.00
Solid aluminum bottom section	92.00

All parts are subject to a shipping fee – Parts that are up to and including 7' long have a shipping fee of \$25.00. Parts over 7' long have a shipping fee of \$150.00. Breakable items like glass will need to be shipped via freight, and will have an adder of \$150.00.

## Bottom Brackets



Clipay's patented Safe-T-Bracket® for steel residential doors helps prevent serious injury that could occur if the bottom bracket were removed with the garage door closed and under tension.

Note: "L" indicates left hand and "R" represents right hand, from the inside of the garage facing out.

Image/Description	Part Number	Image/Description	Part Number	Retail Price
<b>Residential Bottom Brackets</b>				
Safe-T-Bracket®, Standard Lift Residential, Pair (L and R)				
		Galvanized (shown)	1033071	11.00
SRBB-75 Heavy-Duty Safe-T-Bracket®				
Galvanized (shown)	0120342 (L)	Galvanized (shown)	0120343 (R)	4.50
Powder coated white	4118598 (L)	Powder coated white	4118599 (R)	11.50
RBB-75 Bottom Bracket for Residential Wood Doors				
<b>LEFT</b> (Image not available)		<b>RIGHT</b> (Image not available)		
Galvanized	0120335 (L)	Galvanized	0120336 (R)	4.50
Powder coated white	4118596 (L)	Powder coated white	4118597 (R)	11.00
Safe-T-Bracket® LHR, Pair				
		Galvanized	1033072	9.00
BB-5 Bottom Bracket LHR, Wood				
Galvanized (shown)	0120370 (L)	Galvanized (shown)	0120371 (R)	9.00
Powder coated white	4119157 (L)	Powder coated white	4119156 (R)	13.50
Image/Description	Part Number	Image/Description	Part Number	Retail Price
<b>Commercial Bottom Brackets</b>				
CBB-95 Commercial				
For 2" track				
Galvanized (shown)	0120390 (L)	Galvanized (shown)	0120391 (R)	18.00
Powder coated white	4118594 (L)	Powder coated white	4118595 (R)	27.00
For 3" track				
Galvanized (shown)	0120395 (L)	Galvanized (shown)	0120396 (R)	23.50



# HARDWARE

All parts are subject to a shipping fee – Parts that are up to and including 7' long have a shipping fee of \$25.00. Parts over 7' long have a shipping fee of \$150.00. Breakable items like glass will need to be shipped via freight, and will have an adder of \$150.00.



Image/Description	Part Number	Image/Description	Part Number	Retail Price
<b>CBB-95 Commercial LHR</b>				
 LEFT		 RIGHT		
For 2" track				
Galvanized (shown)	0120438 (L)	Galvanized (shown)	0120439 (R)	57.00
For 3" track				
Galvanized (shown)	0120422 (L)	Galvanized (shown)	0120423 (R)	60.50
<b>Commercial Sure-Stop Bottom Bracket</b>				
 LEFT		 RIGHT		
For 2" track				
Galvanized (shown)	0120420 (L)	Galvanized (shown)	0120421 (R)	165.00
For 3" track				
Galvanized (shown)	0120436 (L)	Galvanized (shown)	0120437 (R)	216.00
<b>BB-6 Commercial (For 1-3/8" Thick Doors with 2" or 3" Track)</b>				
 LEFT		 RIGHT		
Galvanized (shown)	0120410 (L)	Galvanized (shown)	0120411 (R)	23.00
Powder coated white	4118600 (L)	Powder coated white	4118601 (R)	48.00
<b>Pin and Key Commercial Bottom Bracket</b>				
Image not available			4104421	2.00
<b>BB-1000 Bottom Bracket</b>				
<b>LEFT</b> (Image not available)		<b>RIGHT</b> (Image not available)		
Galvanized, 11 Gauge	1033078 (L)	Galvanized, 11 Gauge	1033079 (R)	21.00
Roller Carrier for BB-1000 (1 Piece)				
Image not available			0120791	1.00
<b>BB-2000 Bottom Bracket</b>				
<b>LEFT</b> (Image not available)		<b>RIGHT</b> (Image not available)		
Galvanized, 11 Gauge	1033080 (L)	Galvanized, 11 Gauge	1033081 (R)	11.50
<b>BB-2000HD Bottom Bracket</b>				
<b>LEFT</b> (Image not available)		<b>RIGHT</b> (Image not available)		
Galvanized, 8 Gauge	1033084 (L)	Galvanized, 8 Gauge	1033085 (R)	15.00
Roller Carrier for BB-2000 2" Track (1 Piece)				
Image not available			0120792	1.00
Roller Carrier for BB-2000 3" Track (1 Piece)				
Image not available			0120793	1.00
<b>Fastener Bag – 1 Bag per Door (For use with New Bottom Brackets BB-1000, BB-2000 and BB-2000HD)</b>				
Image not available			4149200	3.00



All parts are subject to a shipping fee – Parts that are up to and including 7' long have a shipping fee of \$25.00. Parts over 7' long have a shipping fee of \$150.00. Breakable items like glass will need to be shipped via freight, and will have an adder of \$150.00.

Image/Description	Part Number	Image/Description	Part Number	Retail Price
<b>Heavy-Duty Double End Stile Bottom Bracket</b>				
DES-BB-3 (For 1-3/4", 2" and 3" Thick Doors with 3" Track)				
				
Galvanized (shown)	0120397 (L)	Galvanized (shown)	0120398 (R)	108.50

## Top Brackets

Image	Description	Part Number	Retail Price
<b>Universal Adjustable Top Bracket – Residential</b>			
	Galvanized	0120460	2.25
<b>Universal Adjustable Top Bracket – Commercial</b>			
	Galvanized (shown)	0120470	6.00
	Powder coated white	4118587	13.00
<b>Low Headroom Top Bracket</b>			
	Galvanized (shown)	0120490	3.50
	Powder coated white	4119158	6.50
<b>Heavy-Duty Commercial "L" Type Top Bracket</b>			
	Galvanized (shown)	0120475	12.00

## Hinges

### Hinges for Doors with Shiplap or Tongue-and-Groove Section Joints

#### Hinge Types



18 gauge



14 gauge or thicker

Shown with optional white powder coating. Also available WINDCODE® rated.

Hinge Numbers – Numbers 1, 2, 3, etc. are stamped on each hinge for easy reference.

No.	1	2	3	4	5	6
<b>18 gauge galvanized</b>						
Part No.	0120010	0120020	0120030	0120040	0120050	N/A
Retail Price	2.00	1.75	3.00	3.00	4.00	N/A
<b>14 gauge (and thicker) galvanized</b>						
Part No.	0120070	0120080	0120090	0120100	0120110	0120171 (13 gauge)
Retail Price	2.25	2.75	2.75	4.50	6.50	7.00

# HARDWARE

All parts are subject to a shipping fee – Parts that are up to and including 7' long have a shipping fee of \$25.00. Parts over 7' long have a shipping fee of \$150.00. Breakable items like glass will need to be shipped via freight, and will have an adder of \$150.00.

Hinge Numbers – Numbers 1, 2, 3, etc. are stamped on each hinge for easy reference.

No.	1	2	3	4	5	6
Powder coated white						
Part No.	4118574	4118575	4118576	4118577	4118578	4118579 (13 gauge)
Retail Price	5.50	6.00	6.00	6.50	11.50	12.50
WINDCODE® rated (galvanized)						
Part No.	0120075	0120085	0120095	0120105	0120115	0120175 (13 gauge)
Retail Price	2.25	2.75	2.75	4.50	7.00	7.00
WINDCODE® rated (powder coated white)						
Part No.	4118580	4118581	4118582	4118583	4118584	4118585 (13 gauge)
Retail Price	6.00	6.50	8.00	8.50	12.00	12.00

## Additional Hinges for Commercial Doors

Description	Part Number	Retail Price
#1 11 gauge	0120180	6.00
#2 11 gauge	0120181	6.50
#3 11 gauge	0120182	7.00
#4 11 gauge	0120183	7.50
#5 11 gauge	0120184	9.00
#6 11 gauge	0120185	9.00
#7 11 gauge	0120190	10.00
#7 Windload 11 gauge	0120195	10.50
#8 11 gauge	0120200	10.50
#8 Windload 11 gauge	0120205	11.50
#9 11 gauge	0120210	11.50
#9 Windload 11 gauge	0120215	12.00
#10 11 gauge	0120220	12.50
#11 11 gauge	0120230	17.00
#12 11 gauge	0120240	18.00
#13 11 gauge	0120250	19.50
#14 11 gauge	0120260	19.50

## QuietFlex™ Hinges

Description	Part Number	Retail Price
#1, 14 gauge	0124111	5.50
#2, 14 gauge	0124112	6.50
#3, 14 gauge	0124113	6.50
#4, 14 gauge	0124114	7.00
#5, 14 gauge	0124115	7.00
#1 Windload, 14 gauge	0124116	5.50
#2 Windload, 14 gauge	0124117	6.50
#3 Windload, 14 gauge	0124118	6.50
#4 Windload, 14 gauge	0124119	7.00
#5 Windload, 14 gauge	0124120	7.00
Kit (4) #1, 14 gauge	0124121	19.00

## Full View Center Hinge (14 Gauge)


Image	Description	Part Number	Retail Price (ea.)
	Galvanized (shown)	0120280	5.00
	Powder coated white	4118586	6.00

## Modified 14 Gauge Center Hinge

	Galvanized (shown)	0120320	3.50
---	--------------------	---------	------


All parts are subject to a shipping fee – Parts that are up to and including 7' long have a shipping fee of \$25.00. Parts over 7' long have a shipping fee of \$150.00. Breakable items like glass will need to be shipped via freight, and will have an adder of \$150.00.

## Hinge Shim Kits


Image	Description	Part Number	Retail Price
	3 hinge shims (with instructions) – For doors with single center hinges (up to 9' wide)	4147347	4.50
	5 hinge shims – For doors with 3 center hinges (over 9' wide)	4147348	6.50

Note: For doors over 16'2" wide order 1 each of 4147347 and 4147348.


## Pull Rope

Image	Description	Part Number	Retail Price
	Pull rope (2-1/2 ft. length)	0121422	0.25


## Diamond Braid Polyester Rope

Image	Description	Part Number	Retail Price Per Foot
	Diamond braid polyester rope (5/16")	4144297	0.20

## Rollers

Image	Description	Part Number	Retail Price
			
1	2" 10-ball steel, short stem	0120550	2.00
2	2" 10-ball steel, long stem	0120560	3.00
3	2" nylon, short stem	0120593	2.00
	2" nylon extended life cycle, short stem	0120595	2.50
4	2" 10-ball nylon, short stem	0120591	2.50
5	2" 10-ball nylon, long stem	0120592	3.50
6	3" steel, short stem	0120570	7.50
7	3" steel, long stem	0120580	8.00
8	3" solid-tire long stem roller	0124432	29.50
(Not pictured)	3" nylon roller, long stem	0125411	12.00
	2" nylon roller, white tire sealed, short stem	0124400	39.50
	2" nylon roller, white tire sealed, long stem	0124410	45.50
	3" nylon roller, white tire sealed, short stem	0124420	54.00
	3" nylon roller, white tire sealed, long stem	0124430	59.50



## Spring Bumpers

Image	Description	Part Number	Retail Price
	Spring bumper with bracket – leaf type high lift or full vertical lift	0121570	46.50








# HARDWARE

All parts are subject to a shipping fee – Parts that are up to and including 7' long have a shipping fee of \$25.00.  
Parts over 7' long have a shipping fee of \$150.00. Breakable items like glass will need to be shipped via freight, and will have an adder of \$150.00.

## Pusher Springs









Image	Description	Part Number	Retail Price
	Pusher springs (1 pair) – 27" long	5280237	126.00
	Pusher springs (1 pair) – 15" long	4121214	82.50

## DECORATIVE HARDWARE

Image	Description	Availability						Part Number	Retail Price
		RESERVE® WOOD LIMITED EDITION	RESERVE® WOOD SEMI-CUSTOM	COACHMAN®	CANYON RIDGE® CARRIAGE HOUSE	GALLERY® STEEL	MODERN STEEL™		
	Decorative Handles with Keyhole, 6" (1 pair)	✓	✓	✓	✓			0123204	35.37
	Ring Door Knocker, 5"	✓	✓	✓	✓			0123206	22.52
	Twisted "L" Keyed Handles, 4.5" x 2.4" (one keyed handle & one dummy handle) (includes fasteners and cables)	✓	✓	✓	✓	✓	✓	Coachman®, Reserve® Wood Limited Edition & Reserve® Wood Semi-Custom (up through 9' wide) – 4111420 Gallery® Steel & Modern Steel™ (up through 9' wide) – 4119019	56.85
								Coachman®, Reserve® Wood Limited Edition & Reserve® Wood Semi-Custom (9'2" to 18' wide) – 4111421 Gallery® Steel & Modern Steel™ (9'2" to 18' wide) – 4119020 Canyon Ridge® Carriage House (up through 18' wide) – 4123063	60.45
	Twisted "L" Dummy Handles, 4.5" x 2.4" (includes fasteners)	✓	✓	✓	✓	✓	✓	Canyon Ridge® Carriage House, Coachman®, Reserve® Wood Limited Edition & Reserve® Wood Semi-Custom – 0125162 Gallery® Steel & Modern Steel™ – 4119021	41.80
								Gallery® Steel & Modern Steel™ – 4119023 (up through 9' wide)	56.85
	Twisted "T" Handle, 6.5" x 2.4"						✓	✓	60.45
								Gallery® Steel & Modern Steel™ – 4119024 (9'2" to 18' wide)	60.45
	Escutcheon Plate for Twisted "L" and "T" Handles, 12" x 2"	✓	✓	✓	✓	✓	✓	0125103	9.64
	Standard Spade Strap Hinge (includes fasteners), 18" x 2" (1 piece)	✓	✓	✓	✓	✓	✓	0123191	9.64
								0123193	38.58

# DECORATIVE HARDWARE

All parts are subject to a shipping fee – Parts that are up to and including 7' long have a shipping fee of \$25.00. Parts over 7' long have a shipping fee of \$150.00. Breakable items like glass will need to be shipped via freight, and will have an adder of \$150.00.

Image	Description	Availability						Part Number	Retail Price
		RESERVE® WOOD LIMITED EDITION	RESERVE® WOOD SEMI-CUSTOM	COACHMAN®	CANYON RIDGE® CARRIAGE HOUSE	GALLERY® STEEL	MODERN STEEL™		
	Standard Spade Step Plate (each), (includes fasteners and backer plate), 1.7" x 8.8" <i>Comes standard on each model marked under availability</i>	✓	✓	✓	✓	✓	✓	Gallery® Steel 1 & 2-Layer – 0125070 Gallery® Steel 3-Layer, Modern Steel™ – 4119015 Canyon Ridge® Carriage House – 4123065 Coachman®, Reserve® Wood Limited Edition, Reserve® Wood Semi-Custom – 0125060	9.64
	Standard Spade Lift Handles, 11.2" x 2" (1 pair), (includes fasteners and internal mounting plate) <i>Comes standard on each model marked under availability</i>	✓	✓	✓	✓	✓	✓	Gallery® Steel 1 & 2-Layer – 0125030 Gallery® Steel 3-Layer, Modern Steel™ – 4118684 Canyon Ridge® Carriage House – 4123066 Coachman®, Reserve® Wood Limited Edition, Reserve® Wood Semi-Custom – 0125010	34.98
	Spear Strap Hinge, 18" (1 pair)	✓	✓	✓	✓	✓	✓	4123171	56.28
	Spear Lift Handles, 10" x 2" (1 pair) (includes fasteners and internal mounting plate)	✓	✓	✓	✓	✓	✓	4123173	33.77
	Spear Step Plate, 7-1/8" x 1-1/2" (includes fasteners and backer plate)	✓	✓	✓	✓	✓	✓	4123174	22.52
	Colonial Strap Hinge (includes fasteners), 18" x 2" (1 pair)	✓	✓	✓	✓	✓	✓	4123175	56.28
	Colonial Lift Handles, 9" x 2.375" (1 pair) (includes fasteners and internal mounting plate)	✓	✓	✓	✓	✓	✓	4123177	33.77
	Colonial Step Plate, 6" x 2.125" (includes fasteners and backer plate)	✓	✓	✓	✓	✓	✓	4123178	22.52

Description	Part Number	Retail Price
#6 x 1-3/4" deck screws (BLACK R.C.) – bag of 8	4109523	3.00
#6 x 1-1/4" deck screws (BLACK R.C.) – bag of 3	4109522	2.00
#6 x 1" wood screws (BLACK R.C.) – bag of 4	4103993	4.50

## LOCK SYSTEMS

### #3 Lock Bar Systems and Parts



Lock bar assemblies have two bars as shown. The bars may or may not be of equal length, depending on your door width and whether or not the lock handle is centered on the door. See assemblies below.

LOCK BAR COLOR CODING CHART		Lock Bar Assemblies (Retail Price of 1.01/ft.)			
Color	Door Width	Part No. (Center)	Bar Lengths (Center)	Part No. (Off Center)	Bar Lengths (Off Center)
BLUE	8'	5102256	49.75" and 49.75"	N/A	N/A
RED	9'	5102257	55.75" and 55.75"	N/A	N/A
YELLOW	10'	N/A	N/A	4129052	50" and 73.5"
RED	15'	N/A	N/A	4129053	79.5" and 104"
GREEN	16'	5102258	97.75" and 97.75"	N/A	N/A
BLACK	16'2"	5287497	98.75" and 98.75"	N/A	N/A
ORANGE	18'	5102259	109.75" and 109.75"	N/A	N/A
BLACK	20'	N/A	N/A	4129054	98.25" and 145.25"


# LOCK SYSTEMS

All parts are subject to a shipping fee – Parts that are up to and including 7' long have a shipping fee of \$25.00. Parts over 7' long have a shipping fee of \$150.00. Breakable items like glass will need to be shipped via freight, and will have an adder of \$150.00.

## #3 Lock Bar Assembly *\*Lock bars sold separately, choose appropriate length from the list above.*


Models	Description	Part Number	Retail Price
1-3/8" and 2" EPS/FIP	EPS/FIP #3 lock bag	5263430	38.27
	EPS/FIP lock bag – keyed alike	5354376	32.00
	Reinforcement plate (doors over 10' wide)	0121005	2.00
2" Gallery® Steel pan, steel pan, LEI, T&G	Gallery® Steel #3 lock bag	5112109	36.69
	Gallery® Steel #3 lock bag – keyed alike	5354380	30.50
Wood doors	Wood door lock bag	4129022	31.50
	Wood door lock bag – keyed alike	4129023	31.50
Additional Items	Description	Part Number	Retail Price
Additional #3 lock items	Master key #3 lock	0120895	10.00
	Bag – 2 additional lock bar guides (door over 10')	5688208	1.67
	Cylinder lock and dead latch assembly	0120770	13.20
	Cylinder lock and key only	0120780	8.08
	Key blank	Contact customer service	4.58

Image	Description	Part Number	Retail Price
<b>#3 Lock Bar System – Residential</b>			



*Photo is for illustration only. Actual parts will vary by kit.*

Image	Description	Part Number	Retail Price
<b>#3 Lock Bar System Parts</b>			



	Wood door lock kit without lock bar	4129022	31.50
	Steel door lock kit without lock bar	5112109	36.69
	EPS door lock kit without lock bar	5263430	38.27
	Bag of two additional lock bar guides for double car doors	5688208	1.67
	Cylinder lock and dead latch assembly	0120770	13.20
	Cylinder lock and key only	0120780	8.08
	Key blank (specify type of locking)	N/A	4.58

All parts are subject to a shipping fee – Parts that are up to and including 7' long have a shipping fee of \$25.00. Parts over 7' long have a shipping fee of \$150.00. Breakable items like glass will need to be shipped via freight, and will have an adder of \$150.00.

## #7 Slide Bolt Systems and Parts








Image	Models	Description	Part Number	Retail Price
<b>#7 Keyed Slide Lock System – Commercial</b>				
<i>For #7 Keyed Slide Lock Systems, you will need to choose the appropriate lock kit (standard or keyed alike), inside mechanism (if applicable), and lock bar</i>				
	2" EPS (Rib & Flush Only)	Kit – no mechanism	5354241	37.42
		Keyed alike – no mechanism	4126112	48.50
		Inside mechanism	0120850	13.20
		Lock bar – 16-1/2"	0151540	1.84
	3" FIP	Kit – no mechanism	5354240	56.00
		Inside mechanism	0120850	13.20
		Lock bar – 16-1/2"	0151540	1.84
	Steel Pan Deep Rib/Flush	Kit – with mechanism	4107166	55.63
		Keyed alike – with mechanism	4107167	58.00
		Lock bar – 16-1/2"	0151540	1.84
	1-3/8" and 1-3/4" FIP	Kit – no mechanism	5694157	26.02
		Keyed alike – no mechanism	4126111	47.00
		Inside mechanism	0120850	13.20
		Lock bar – 16-1/2"	0151540	1.84
	2" FIP	Kit – no mechanism	5354241	37.42
		Keyed alike – no mechanism	4126112	48.50
Inside mechanism		0120850	13.20	
Lock bar – 16-1/2"		0151540	1.84	


Image	Description	Part Number	Retail Price
<b>Inside Slide Lock</b>			
	Can be locked or unlocked only from the inside of the door	0120861	8.58
<b>Higher Profile Slide Lock for Commercial Doors</b>			
	2" track – high profile case	0121832	7.01
	3" track	0121833	13.65
	Bag – 3" lock spacer for inside slide (only needed for inside slide lock, 3" track)	1024064	19.48


## #1 Lock Snap Latch Systems and Parts


Image	Description	Part Number	Retail Price
<b>#1 Snap Latch Lock Assembly – Residential</b>			
<p>Basic Components of Snap Latch Kits:</p>  Interior Handle  Snap Latches  Strike Plates  Fastener Bag	Snap latch bag without cable – For steel pan raised panel, Gallery® Steel pan and LEI models	5282634	30.33
	Snap latch bag without cable – keyed alike – For steel pan raised panel, Gallery® Steel pan and LEI models	5354361	34.00
	Snap latch bag without cable – For 2" EPS/FIP models	5282633	30.33
	Snap latch bag without cable – keyed alike – For 2" EPS/FIP models	5692848	55.50
	Snap latch bag without cable – For 1-3/8" EPS/FIP models	5282632	30.33
	Snap latch bag without cable – keyed alike – For 1-3/8" EPS/FIP models	5692848	55.50
	Snap latch bag without cable – For steel pan deep ribbed models	4107164	46.00
	Snap latch bag without cable – keyed alike – For steel pan deep ribbed models	4107165	53.00
	Snap latch bag without cable – For T&G models	5697495	49.00
	Snap latch bag without cable – keyed alike – For T&G models	5692848	55.50

# LOCK SYSTEMS

All parts are subject to a shipping fee – Parts that are up to and including 7' long have a shipping fee of \$25.00. Parts over 7' long have a shipping fee of \$150.00. Breakable items like glass will need to be shipped via freight, and will have an adder of \$150.00.

Image	Description	Part Number	Retail Price
<b>#1 Snap Latch Lock Parts – Residential</b>			
 <p>Cable Assembly (sold separately, choose appropriate length)</p>	Up to 9' wide	5283498	2.78
	9'1" to 16'	5283499	3.50
	16'1" to 18'	5283500	6.58
	18'1" to 20'	5283503	5.50
Parts	Master key #1 lock	5355879	12.50

<b>Twisted "L" Keyed Snap Latch Lock Set</b>			
	For doors up to 9' wide	Coachman®, Reserve® Wood Limited Edition & Reserve® Wood Semi-Custom – 4111420 Gallery® Steel & Modern Steel™ – 4119019	56.85
	For doors from 9'2" to 18' wide	Coachman®, Reserve® Wood Limited Edition & Reserve® Wood Semi-Custom – 4111421 Gallery® Steel & Modern Steel™ – 4119020 Canyon Ridge® Carriage House – 4123063	60.45

<b>Twisted "T" Keyed Snap Latch Lock Set</b>			
	For doors up to 9' wide	Gallery® Steel & Modern Steel™ – 4119023	56.85
	For doors from 9'2" to 18' wide	Gallery® Steel & Modern Steel™ – 4119024	60.45





## Miscellaneous Lock Parts and Handles

Image	Description	Part Number	Retail Price
<b>Lock Hole Cover Plate (Smooth Steel with Peel-and-Stick Backing)</b>			
	White	0330103	5.76
	Glacier White	0330202	5.76
	Almond	0330104	5.76
	Desert Tan	4121494	5.76
	Sandtone	0330105	5.76
	Bronze	0330131	5.76
	Chocolate (shown)	0330108	5.76
	Mocha Brown	0330203	5.76
	Black	0330201	5.76
	Hunter Green	0330128	5.76
	Gray	0330129	5.76
Walnut Finish	0330204	5.76	




# LOCK SYSTEMS

All parts are subject to a shipping fee – Parts that are up to and including 7' long have a shipping fee of \$25.00. Parts over 7' long have a shipping fee of \$150.00. Breakable items like glass will need to be shipped via freight, and will have an adder of \$150.00.

Image	Description	Part Number	Retail Price
<b>Exterior Lift Handle – Plastic (Shown in White)</b>			
	White	0121801	2.88
	Glacier White	0121824	2.88
	Almond	0121805	2.88
	Desert Tan	0121819	2.88
	Sandtone	0121807	2.88
	Bronze	0121821	2.88
	Chocolate	0121811	2.88
	Mocha Brown	0121825	2.88
	Charcoal	0121831	2.88
	Black	0121822	2.88
	Hunter Green	0121809	2.88
	Gray	0121815	2.88
	Cherry Finish	4129040	2.88
	Medium Finish	4129042	2.88
Walnut Finish	0121826	2.88	
<b>Avante® Exterior Aluminum Lift Handles</b>			
	Clear Aluminum (Anodized) (shown)	4110842	76.29
	Bronze (Painted)	4139494	119.50
	Black Aluminum (Anodized)	4139492	88.50
	Standard White	4139490	119.50
	Chocolate	4139491	119.50
<b>Interior Steel Step Plate/Lift Handle</b>			
	Galvanized (shown)	0120697	1.50
	Powder coated white	4118602	3.60
<b>Interior Lift Handle – Steel Rolled Grip</b>			
	Galvanized (shown)	0120680	1.24
	Powder coated white	4120142	5.02

## CHAIN HOISTS

<b>Chain Hoists</b>			
	JRG V2 hoist, 1" torsion shaft, 4.5:1 gear ratio	4123363	285.00
	JR hoist, 1" torsion shaft, 4:1 gear ratio	5692774	240.00

# REINFORCING HARDWARE

All parts are subject to a shipping fee – Parts that are up to and including 7' long have a shipping fee of \$25.00. Parts over 7' long have a shipping fee of \$150.00. Breakable items like glass will need to be shipped via freight, and will have an adder of \$150.00.

## HELPFUL HINTS

### Common Door Reinforcement Components

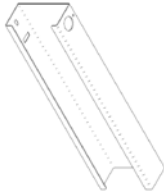

U-bar struts – used for lighter-duty applications

C-channels – used for heavier-duty applications

C-channel straps must be used for securing C-channels







STRUT COLOR CODING CHART		STRUT PART NUMBERS AND PRICING					
Color	Door Width	2.25", 24 gauge		2.25", 20 gauge		3"	
		Part No.	Retail Price	Part No.	Retail Price	Part No.	Retail Price
BLUE	8'	1007027	27.50	0150008	40.00	0150083	49.50
RED	9'	1007028	31.00	0150009	45.00	0150084	55.50
YELLOW	10'	0150011	34.50	1007012	50.00	0150085	62.00
PINK	12'	0150021	41.50	1007013	60.00	0150082	74.50
WHITE	14'	0150041	48.50	1007015	70.00	0150086	86.50
RED	15'	0150051	52.00	1007016	75.00	N/A	N/A
GREEN	16'	0150061	55.50	1007017	80.00	0150091	99.00
BLUE	17'	N/A	N/A	0150063	85.00	N/A	N/A
ORANGE	18'	N/A	N/A	1007104	90.00	0150092	111.50

Image	Description	Part Number	Retail Price
<b>Door Reinforcement</b>			
  Image not available	C-channel – 4" (50 KSI)	N/A	5.00*
	C-channel – 4" (80 KSI)	N/A	6.75*
	C-channel – 6"	N/A	6.75*
	C-channel strap – 4"	0121800	8.00
	C-channel strap – 6"	0121790	8.00
	Diagonal brace – For Classic™ Wood Doors	0151740	8.00
	T-strut – 4", 16 gauge, for a 9' door width	(50 KSI) 4142980 (80 KSI) N/A	114.50 N/A
	T-strut – 4", 16 gauge, for a 10' door width	(50 KSI) 0149905 (80 KSI) 0149918	127.50 135.00
	T-strut – 4", 16 gauge, for a 12' door width	(50 KSI) 0149906 (80 KSI) 0149919	153.00 162.00
	T-strut – 4", 16 gauge, for a 16' door width	(50 KSI) 0149908 (80 KSI) 0149921	204.00 216.00
	T-strut – 4", 16 gauge, for a 18' door width	(50 KSI) 0149909 (80 KSI) 0149922	229.50 243.00
	T-strut – 4", 16 gauge, for a 20' door width	(50 KSI) 0149910 (80 KSI) 0149923	255.00 270.00
	T-strut – 4", 16 gauge, for a 22' door width	(50 KSI) 0149911 (80 KSI) 0149924	280.50 297.00
T-strut – 4", 16 gauge, for a 24' door width	(50 KSI) 0149912 (80 KSI) 0149925	306.00 324.00	
T-strut – 4", 16 gauge, for a 30' door width	(80 KSI) 0149926	405.00	



\*Price is per linear foot.

# REINFORCING HARDWARE

All parts are subject to a shipping fee – Parts that are up to and including 7' long have a shipping fee of \$25.00. Parts over 7' long have a shipping fee of \$150.00. Breakable items like glass will need to be shipped via freight, and will have an adder of \$150.00.

Image	Description	Part Number	Retail Price
<b>Exterior Reinforcement Plate for 4" and 6" C-channel</b>			
	18"	0322405	13.50
	21"	0322406	15.00
	24"	0322407	18.00
<b>Operator Reinforcement Kits</b>			
Images not available	Operator reinforcement kit (2 panel)	3520160	21.50
	Operator reinforcement kit (3 or 5 panel – narrow center panel)	3520180	41.00
	Operator reinforcement kit (3 or 5 panel – wide center panel)	3520190	57.50
<b>Narrow Operator Reinforcement Bracket</b>			
  Images not available	Galvanized (shown)	3520120	5.75
	White	3520121	11.00
	Operator bracket fastener bag	5356086	2.50
	Generic EPS opener bracket instruction sheet – For EPS and FIP doors	1038031	0.50
	Generic ORB instruction sheet – For PAN doors	0131171	0.10
<b>Wide Operator Reinforcement Brackets</b>			
	18"		
	Galvanized	3520051	22.50
	White	3520061	16.75
	21"		
	Galvanized	3520071	22.50
	White	3520081	16.75
	24"		
	Galvanized	3520043	23.50
White	3520044	30.00	
<b>Punched Angle</b>			
	1.25" x 1.25" x 8' 16 gauge punched angle	0170015	12.50
	1.25" x 1.25" x 20' 13 gauge punched angle	0170003	5.50
	1.25" x 1.25" x 10' 13 gauge punched angle	0170010	13.75
	2" x 2" x 10' 12 gauge punched angle	0170030	42.50
	1.25" x 1.25" x 10' 13 gauge powder coated punched angle (white)	4118608	60.50

## Stiles

Image		<b>Commercial Single End Stiles (Galvanized)</b>							
Door Thickness	Gauge	18"		21"		24"			
		Part Number	Retail Price	Part Number	Retail Price	Part Number	Retail Price		
1-3/8"	20	0327731	3.00	0327732	8.50	0327733	8.50		
1-3/4"	18	0327734	5.00	0327735	8.50	0327736	8.50		
2"	18	0327740	7.00	0327741	8.50	0327742	9.00		
		<b>Commercial Double End Stiles (Galvanized)</b>							
Door Thickness	Gauge	18"		21"		24"			
		Part Number	Retail Price	Part Number	Retail Price	Part Number	Retail Price		
1-3/4"	16	0327737	13.00	0327738	15.00	0327739	15.00		
2"	16	0327743	13.50	0327744	15.50	0327745	18.00		
									

# REINFORCING HARDWARE

All parts are subject to a shipping fee – Parts that are up to and including 7' long have a shipping fee of \$25.00. Parts over 7' long have a shipping fee of \$150.00. Breakable items like glass will need to be shipped via freight, and will have an adder of \$150.00.

Image



Pan / Ribbed Door Center Stiles



Section Height	Part Number	Retail Price
19-3/8"	1029313	7.50
21"	1029314	7.50
24"	1029315	7.50

## SPRINGS AND COMPONENTS

### Cables and Fittings

Image	Description	Part Number	Retail Price
<b>Residential</b>			
 	<b>Extension Spring Cable Assemblies</b>		
	Single extension up to 7' high 3/32" (.09375") – 12' long	1120030	5.00
	Single extension over 7', up to 8' high 3/32" (.09375") – 13' long	1120050	9.50
	Safety containment up to 7' high (1 spring/side)	5280164	8.00
	Safety containment up to 8' high (2 springs/side)	5281299	8.50
	Double extension up to 7' high 1/8" 7x7 – 12' long	1120020	10.50
	Double extension over 7' up to 8' high 1/8" 7x7 – 13' long	1120060	12.00
	<b>Torsion Spring Cable Assemblies</b>		
	Torsion up to 7' high 1/8" (.125") – 7 x 7 x 8'6"	1120010	8.00
	Torsion over 7' up to 8' high 1/8" (.125") – 7 x 7 x 9'6"	1120110	8.00
	Torsion LHR rear mount 1/8" (.125") – 7 x 7 x 16'5"	5134416	13.00
	Cable sleeve, aluminum 3/32" (.09375") – crimp type	0121140	0.20
	Cable sleeve, aluminum 1/8" (.125") – crimp type	0121150	0.20
	Cable stop, aluminum 1/8" (.125") – crimp type	0121190	0.20

**Commercial**



<b>Torsion Cable Assemblies and Parts</b>		
1/8" (.125") torsion cable assembly	N/A	1.50/ft.
3/16" (.1875") torsion cable assembly	N/A	3.00/ft.
1/4" (.25") torsion cable assembly	N/A	2.75/ft.
Cable sleeve, aluminum 3/16" (.1875") – crimp type	0121170	0.50
Cable sleeve, aluminum 1/4" (.25")	0121175	0.50
Cable stop, aluminum 3/16" (.1875") – crimp type	0121210	0.50
Cable stop, aluminum 1/4" (.25")	0121215	1.00

# SPRINGS AND COMPONENTS

All parts are subject to a shipping fee – Parts that are up to and including 7' long have a shipping fee of \$25.00.  
Parts over 7' long have a shipping fee of \$150.00. Breakable items like glass will need to be shipped via freight, and will have an adder of \$150.00.

## Drums and Sheaves

Note: "L" indicates left hand and "R" represents right hand, from the inside of the garage facing out.

Image	Description	Applications / Use	Part Number	Retail Price
	8' standard lift, L ( <b>RED</b> ) D400-96 LH	Residential and commercial doors up to 8' high	0121229	8.50
	8' standard lift, R ( <b>BLACK</b> ) D400-96 RH	Residential and commercial doors up to 8' high	0121230	8.50
	12' standard lift, L ( <b>RED</b> ) D400-144 LH	Commercial doors up to 12' high	0121231	12.00
	12' standard lift, R ( <b>BLACK</b> ) D400-144 RH	Commercial doors up to 12' high	0121232	12.00
	18' standard lift, L ( <b>RED</b> ) D525-216 LH	Commercial doors up to 18' high	0121233	30.50
	18' standard lift, R ( <b>BLACK</b> ) D525-216 RH	Commercial doors up to 18' high	0121234	30.50
	54" high lift, L ( <b>RED</b> ) D525-54 LH	High lift up to 54"	0121244	36.00
	54" high lift, R ( <b>BLACK</b> ) D525-54 RH	High lift up to 54"	0121245	36.00
	120" high lift, L ( <b>RED</b> ) D575-120 LH	High lift up to 120"	0121246	46.50
	120" high lift, R ( <b>BLACK</b> ) D575-120 RH	High lift up to 120"	0121247	46.50
	164" high lift, L ( <b>RED</b> ) 6375-164HL LH	High lift up to 164"	0121266	152.00
	164" high lift, R ( <b>BLACK</b> ) 6375-164HL RH	High lift up to 164"	0121267	152.00
	11' vertical lift, L ( <b>RED</b> ) D850-132 LH	Full vertical lift up to 11' high	0121252	37.00
	11' vertical lift, R ( <b>BLACK</b> ) D850-132 RH	Full vertical lift up to 11' high	0121253	37.00
	18' vertical lift, L ( <b>RED</b> ) D1100-216 LH	Full vertical lift up to 18' high	0121254	43.00
	18' vertical lift, R ( <b>BLACK</b> ) D1100-216 RH	Full vertical lift up to 18' high	0121255	43.00
	3" sheave – standard		0120600	3.00
	3" sheave – heavy-duty		0120605	4.50
	4" sheave		0120621	9.50
	3" sheave fork		0120610	1.00
	4" sheave fork		0120630	1.50
	5" sheave (A)		0120636	36.50
	5" sheave saddle (B)		0120670	9.00

# SPRINGS AND COMPONENTS

All parts are subject to a shipping fee – Parts that are up to and including 7' long have a shipping fee of \$25.00.  
Parts over 7' long have a shipping fee of \$150.00. Breakable items like glass will need to be shipped via freight, and will have an adder of \$150.00.

## Additional Drums

Note: "L" indicates left hand and "R" represents right hand, from the inside of the garage facing out.

Image	Description	Part Number	Retail Price
Images not available	D800-120 LH	0121248	140.00
	D800-120 RH	0121249	140.00
	800-384 LH	0121262	96.00
	800-384 RH	0121263	96.00
	800-384 1-1/4" LH	0121264	122.50
	800-384 1-1/4" RH	0121265	122.50
	6375-164HL 1-1/4" LH	0121268	140.50
	6375-164HL 1-1/4" RH	0121269	140.50
	1350-336VL LH	0121275	384.50
	1350-336VL RH	0121276	384.50
	1350-336VL 1-1/4" LH	0121285	434.00
	1350-336VL 1-1/4" RH	0121286	434.00
	D800-120 1-1/4" LH	0121327	150.50
	D800-120 1-1/4" RH	0121328	150.50

## Extension Springs



All Clopay extension spring doors come standard with a safety containment cable to prevent a broken spring from causing serious injury and/or property damage. Replacement extension springs MUST be installed with a safety cable.

Note: "L" indicates left hand and "R" represents right hand, from the inside of the garage facing out.

### Black Painted Extension Springs Chart

Description	Standard Part Number	Nom. Length (in.)	Initial Tension (lbs.)	Load (lbs.)	Retail Price
<b>For 6'6" &amp; 7' High Doors</b>					
<b>#1 RED</b>	0140020	25	7.5	50	10.00
<b>#1 BROWN</b>	0140030	25	9	60	9.50
<b>#1 ORANGE</b>	0140040	25	10.5	70	9.50
<b>#1 GOLD</b>	0140050	25	12	80	9.00
<b>#1 LIGHT BLUE</b>	0140060	25	13.5	90	11.00
<b>#1 TAN</b>	0140070	25	15	100	12.00
<b>#1 WHITE</b>	0140075	25	16.5	110	15.00
<b>#1 GREEN</b>	0140090	25	18	120	14.50
<b>#1 YELLOW</b>	0140100	25	19.5	130	16.00
<b>#1 BLUE</b>	0140110	25	21	140	17.50
<b>#2 RED</b>	0140120	25	22.5	150	19.50
<b>#2 BROWN</b>	0140130	25	24	160	21.50
<b>#2 ORANGE</b>	0140140	25	25.5	170	24.50
<b>#2 GOLD</b>	0140150	25	27	180	29.00
<b>#2 LIGHT BLUE</b>	0140160	25	28.5	190	29.00
<b>#2 TAN</b>	0140170	25	30	200	29.00
<b>#2 WHITE</b>	0140180	25	31.5	210	32.00
<b>#2 GREEN</b>	0140190	25	33	220	50.50
<b>#3 YELLOW</b>	0140192	25	34.5	230	50.50
<b>#3 BLUE</b>	0140193	25	36	240	54.00
<b>#4 RED</b>	0140194	25	37.5	250	54.50
<b>#4 BROWN</b>	0140195	25	39	260	56.50
<b>#5 ORANGE</b>	0140196	25	40.5	270	59.50
<b>#5 GOLD</b>	0140197	25	42	280	59.00
<b>For 8' &amp; 7'6" High Doors</b>					
<b>RED 27-48-50</b>	5280422	27	7.5	50	20.00
<b>BROWN 27-48-60</b>	4109909	27	9	60	20.50
<b>#3 ORANGE</b>	0140200	27	10.5	70	11.00
<b>GOLD 27-48-80</b>	0140210	27	12	80	14.50
<b>#4 LIGHT BLUE</b>	0140220	27	13.5	90	14.50
<b>#3 TAN</b>	0140230	27	15	100	15.50

# SPRINGS AND COMPONENTS

All parts are subject to a shipping fee – Parts that are up to and including 7' long have a shipping fee of \$25.00. Parts over 7' long have a shipping fee of \$150.00. Breakable items like glass will need to be shipped via freight, and will have an adder of \$150.00.

Description	Standard Part Number	Nom. Length (in.)	Initial Tension (lbs.)	Load (lbs.)	Retail Price
#4 WHITE	0140235	27	16.5	110	17.50
#3 GREEN	0140240	27	18	120	19.00
#2 YELLOW	0140250	27	19.5	130	20.50
#2 BLUE	0140260	27	21	140	22.50
#3 RED	0140270	27	22.5	150	23.00
#3 BROWN	0140280	27	24	160	27.00
#4 ORANGE	0140290	27	25.5	170	26.50
#4 GOLD	0140300	27	27	180	31.50
#3 LIGHT BLUE	0140310	27	28.5	190	31.50
#4 TAN	0140320	27	30	200	31.00
#3 WHITE	0140330	27	31.5	210	34.50
#4 GREEN	0140340	27	33	220	55.50
#4 YELLOW	0140342	27	34.5	230	53.50
#4 BLUE	0140343	27	36	240	57.00
#5 RED	0140344	27	37.5	250	61.00
#5 BROWN	0140345	27	39	260	60.00
#6 ORANGE	0140346	27	40.5	270	63.00
#6 GOLD	0140347	27	42	280	82.50

**Notes:**

1. Always order by part number.
2. All doors 210 lbs. and under use 2 extension springs. All doors over 210 lbs. use four extension springs.

**Exception: Confidence System™ with EZ-SET® Spring System requires installation with 2 extension springs (available up to 280 lbs.; call for spring pricing).**

## Extended Life Cycle Extension Springs



All Clopay extended life cycle extension spring doors come standard with a safety containment cable to prevent a broken spring from causing serious injury and/or property damage. Replacement extended life cycle extension springs MUST be installed with a safety cable. These springs meet California building code regulations and is tagged as required by law.

Note: "L" indicates left hand and "R" represents right hand, from the inside of the garage facing out.

### Black Painted Extension Springs Chart

Description	Standard Part Number	Nom. Length (in.)	Initial Tension (lbs.)	Load (lbs.)	Retail Price
<b>For 6'6" &amp; 7' High Doors</b>					
#1 RED 25-42-50 WITH CLIP CAL	140407	25	7.5	50	15.50
#1 BROWN 25-42-60 WITH CLIP CAL	140408	25	9	60	14.50
#1 ORANGE 25-42-70 WITH CLIP CAL	140409	25	10.5	70	14.50
#1 GOLD 25-42-80 WITH CLIP CAL	140410	25	12	80	14.00
#1 LIGHT BLUE 25-42-90 WITH CLIP CAL	140411	25	13.5	90	16.50
#1 TAN 25-42-100 WITH CLIP CAL	140412	25	15	100	18.50
#1 WHITE 25-42-110 WITH CLIP CAL	140413	25	16.5	110	23.50
#1 GREEN 25-42-120 WITH CLIP CAL	140414	25	18	120	22.50
#1 YELLOW 25-42-130 WITH CLIP CAL	140415	25	19.5	130	25.00
#1 BLUE 25-42-140 WITH CLIP CAL	140416	25	21	140	27.00
#2 RED 25-42-150 WITH CLIP CAL	140417	25	22.5	150	30.00
#2 BROWN 25-42-160 WITH CLIP CAL	140418	25	24	160	33.00
#2 ORANGE 25-42-170 WITH CLIP CAL	140419	25	25.5	170	37.50
#2 GOLD 25-42-180 WITH CLIP CAL	140420	25	27	180	44.50
#2 LIGHT BLUE 25-42-190 WITH CLIP CAL	140421	25	28.5	190	44.50
#2 TAN 25-42-200 WITH CLIP CAL	140422	25	30	200	44.50
#2 WHITE 25-42-210 WITH CLIP CAL	140423	25	31.5	210	49.00
#2 GREEN 25-42-220 WITH CLIP CAL	140190	25	33	220	75.00
#3 YELLOW 25-42-230 WITH CLIP CAL	140192	25	34.5	230	75.50
#3 BLUE 25-42-240 WITH CLIP CAL	140193	25	36	240	80.50
#4 RED 25-42-250 WITH CLIP CAL	140194	25	37.5	250	81.00
#4 BROWN 25-42-260 WITH CLIP CAL	140195	25	39	260	85.00
#5 ORANGE 25-42-270 WITH CLIP CAL	140196	25	40.5	270	89.50
#5 GOLD 25-42-280 WITH CLIP CAL	140197	25	42	280	88.50

# SPRINGS AND COMPONENTS

All parts are subject to a shipping fee – Parts that are up to and including 7' long have a shipping fee of \$25.00. Parts over 7' long have a shipping fee of \$150.00. Breakable items like glass will need to be shipped via freight, and will have an adder of \$150.00.

Description	Standard Part Number	Nom. Length (in.)	Initial Tension (lbs.)	Load (lbs.)	Retail Price
For 8' & 7'6" High Doors					
RED 27-48-50 WITH CLIP CAL	140424	27	7.5	50	18.00
BROWN 27-48-60 WITH CLIP CAL	140425	27	9	60	17.50
#3 ORANGE 2748-70 WITH CLIP CAL	140426	27	10.5	70	17.00
GOLD 27-48-80 WITH CLIP CAL	140427	27	12	80	22.50
#4 LIGHT BLUE 27-48-90 WITH CLIP CAL	140428	27	13.5	90	22.00
#3 TAN 27-48-100 WITH CLIP CAL	140429	27	15	100	24.00
#4 WHITE 27-48-110 WITH CLIP CAL	140430	27	16.5	110	26.50
#3 GREEN 27-48-120 WITH CLIP CAL	140431	27	18	120	29.00
#2 YELLOW 27-48-130 WITH CLIP CAL	140432	27	19.5	130	31.50
#2 BLUE 27-48-140 WITH CLIP CAL	140433	27	21	140	34.50
#3 RED 27-48-150 WITH CLIP CAL	140434	27	22.5	150	36.00
#3 BROWN 27-48-160 WITH CLIP CAL	140435	27	24	160	41.50
#4 ORANGE 27-48-170 WITH CLIP CAL	140436	27	25.5	170	40.50
#4 GOLD 27-48-180 WITH CLIP CAL	140437	27	27	180	48.50
#3 LIGHT BLUE 27-48-190 WITH CLIP CAL	140438	27	28.5	190	48.00
#4 TAN 27-48-200 WITH CLIP CAL	140439	27	30	200	48.00
#3 WHITE 27-48-210 WITH CLIP CAL	140440	27	31.5	210	53.50
#4 GREEN 27-48-220 WITH CLIP CAL	140340	27	33	220	83.00
#4 YELLOW 27-48-230 WITH CLIP CAL	140342	27	34.5	230	79.50
#4 BLUE 27-48-240 WITH CLIP CAL	140343	27	36	240	85.50
#4 RED 27-48-250 WITH CLIP CAL	140344	27	37.5	250	91.50
#5 BROWN 27-48-260 WITH CLIP CAL	140345	27	39	260	90.00
#6 ORANGE 27-48-270 WITH CLIP CAL	140346	27	40.5	270	95.00
#6 GOLD 27-48-280 WITH CLIP CAL	140347	27	42	280	94.50

**Notes:**





1. Always order by part number.
2. All doors 210 lbs. and under use 2 extension springs. All doors over 210 lbs. use four extension springs.

**Exception: Confidence System™ with EZ-SET® Spring System requires installation with 2 extension springs (available up to 280 lbs.; call for spring pricing).**

## EZ-SET® Extension Spring Kits

Description	Part Number	Retail Price
7' low headroom (single & double-narrow profile)	0122920	46.50
7' standard (double-narrow profile)	0122900	46.50
7' standard (single-narrow profile)	0122890	46.50
8' low headroom (single & double-narrow profile)	0122930	46.50
8' standard (single & double-narrow profile)	0122910	46.50


## Other Extension Spring Parts

Image	Description	Part Number	Retail Price
	Yoke plate – closed type	0121400	2.00
	3 hole adjustment clip	0110820	0.20
	S hook – .25" x 2.25"	0110780	0.50
	Eye bolt	0110610	0.50
	4 springs containment bag	4113391	20.50



# SPRINGS AND COMPONENTS

All parts are subject to a shipping fee – Parts that are up to and including 7' long have a shipping fee of \$25.00. Parts over 7' long have a shipping fee of \$150.00. Breakable items like glass will need to be shipped via freight, and will have an adder of \$150.00.

Image	Description	Part Number	Retail Price
	Extension spring fastener bag	5283347	5.50

## EZ-SET® Torsion Spring System



Patented springs for easier, faster and safer installation. Eliminates the labor intensive and dangerous manual winding process. It even eliminates the need for a center mounting pad and bearing plate!

Note: "LW" indicates left wound spring and "RW" indicates right wound spring. "LW" installed left hand side and "RW" installed right hand side, from inside looking out.



### TORSION SPRING WARNING

For safety reasons, Clopay does not approve of the installation of standard torsion springs by anyone other than a trained and experienced professional installer or contractor, using specialized tools. Clopay disclaims any and all liability, including any obligation or liability under indemnification agreements with distributors or retailers, for death, personal injury, expense or property damage incurred by consumers or installers who attempt to install or who install torsion springs. Clopay strongly recommends the use of the patented EZ-SET® Torsion Spring System for torsion sprung doors.


## EZ-SET® Torsion Springs Chart | 1.75" I.D. Gapped Galvanized Torsion Spring Assemblies

Description	Wire Size	Length	IPPT	Turns per DASMA	LW Part Number	RW Part Number	Weights		Retail Price
							Spring	Assembly	
<b>GOLD A</b>	.177	28	11.5	11.9	0145010	0145020	5.7	6.8	40.50
<b>GOLD B</b>	.177	32	10.2	13.5	0145030	0145040	6.4	7.6	45.00
<b>GOLD F</b>	.177	36	8.8	15.5	0145050	0145060	7.4	8.7	51.00
<b>ORANGE A</b>	.192	32	14.6	11.7	0145070	0145080	7.3	8.5	45.50
<b>ORANGE B</b>	.192	36	13.2	13.0	0145090	0145100	8.1	9.4	50.00
<b>ORANGE F</b>	.192	42	11.3	15.2	0145110	0145120	9.4	10.8	57.00
<b>YELLOW A</b>	.207	38	17.9	11.8	0145130	0145140	9.3	10.6	49.50
<b>YELLOW B</b>	.207	42	15.9	13.3	0145150	0145160	10.5	11.9	54.50
<b>YELLOW F</b>	.207	48	13.9	15.2	0145170	0145180	11.9	13.4	61.50
<b>WHITE A</b>	.219	42	20.8	11.9	0145190	0145200	11.1	12.6	55.50
<b>WHITE B</b>	.219	47	18.7	13.2	0145210	0145220	12.3	13.8	60.50
<b>WHITE F</b>	.219	55	15.9	15.5	0145230	0145240	14.4	16.1	70.00
<b>RED A</b>	.225	44	22.8	11.7	0145250	0145260	12.1	13.6	59.50
<b>RED B</b>	.225	50	20.2	13.3	0145270	0145280	13.7	15.3	66.50
<b>RED F</b>	.225	58	17.3	15.5	0145290	0145300	15.8	17.7	76.00
<b>BROWN A</b>	.234	47	25.5	11.7	0145310	0145320	13.6	15.2	65.00
<b>BROWN B</b>	.234	53	22.7	13.1	0145330	0145340	15.2	16.9	72.00
<b>BROWN F</b>	.234	62	19.3	15.4	0145350	0145360	17.8	19.7	83.50
<b>GREEN C</b>	.244	52	28.3	11.8	0145370	0145380	15.6	17.2	72.00
<b>GREEN D</b>	.244	58	25.0	13.4	0145390	0145400	17.6	19.4	81.00
<b>GREEN H</b>	.244	66	22.0	15.2	0145410	0145420	20.0	22.0	91.00
<b>GOLD C</b>	.250	54	30.7	11.7	0145430	0145440	16.8	18.5	77.00
<b>GOLD D</b>	.250	60	27.2	13.2	0145450	0145460	18.8	20.7	86.00
<b>GOLD H</b>	.250	71	23.3	15.4	0145470	0145480	22.0	24.1	99.50

### Notes:







1. Always order by part number.
2. Spring wire to be galvanized wire material.

## Other EZ-SET® Torsion Spring System Parts

Image	Description	Applications / Use	Part Number	Retail Price
	Left-hand winding unit (shown)	Tensioning spring(s)	0122240	27.50
	Right-hand winding unit	Tensioning spring(s)	0122250	27.50

# SPRINGS AND COMPONENTS

All parts are subject to a shipping fee – Parts that are up to and including 7' long have a shipping fee of \$25.00. Parts over 7' long have a shipping fee of \$150.00. Breakable items like glass will need to be shipped via freight, and will have an adder of \$150.00.

Image	Description	Applications / Use	Part Number	Retail Price
	End bearing support	Attaches the tube to the right-hand mounting bracket for doors with single springs	0121342	5.50
	Mounting bracket, pair	Attaches the winding unit and complete spring assembly to the track and jambs	0122505	11.50
	Drum, L ( <b>RED</b> )	For use with EZ-SET® torsion springs	0122490	8.00
	Drum, R ( <b>BLACK</b> )	For use with EZ-SET® torsion springs	0122491	8.00
	Center support	Prevents tube sag on doors over 10' wide	0122450	3.50
Image not available	EZ-SET® tube retainer		0122009	0.50
	Tube coupler		0122530	13.00

## EZ-SET® Torsion Spring Kits

Description	Part Number	Retail Price
Single car, single spring	1042026	75.00
Double car, single spring	1042027	79.00
Double car, double spring	1042028	117.00

## Standard Torsion Springs



### TORSION SPRING WARNING

For safety reasons, Clopay does not approve of the installation of standard torsion springs by anyone other than a trained and experienced professional installer or contractor, using specialized tools. Clopay disclaims any and all liability, including any obligation or liability under indemnification agreements with distributors or retailers, for death, personal injury, expense or property damage incurred by consumers or installers who attempt to install or who install torsion springs. Clopay strongly recommends the use of the patented EZ-SET® Torsion Spring System for torsion sprung doors.

### Standard Torsion Springs | Retail Price and Application Chart | 2" I.D. Galvanized and Coated Oil Tempered Springs

Description	Galvanized Springs		Coated Oil Tempered Springs		Wire Size	Length (in.)	IPPT	Turns	Spring Weight (lbs.)	Retail Price
	LW Part Number	RW Part Number	LW Part Number	RW Part Number						
<b>#1 ORANGE</b>	7000151	7000152	7030000	7030001	.192	16.5	22.6	7.7	4.85	31.00
<b>#2 ORANGE</b>	7000153	7000154	7030002	7030003	.192	18.5	20.0	8.6	5.45	33.50
<b>#3 ORANGE</b>	7000155	7000156	7030004	7030005	.192	20.5	18.0	9.6	6.05	36.00
<b>#10 ORANGE</b>	7000241	7000242	7030006	7030007	.192	22.0	16.6	10.3	6.50	38.00
<b>#11 ORANGE</b>	7000243	7000244	7030008	7030009	.192	24.0	15.2	11.3	7.10	41.00
<b>#12 ORANGE</b>	7000112	7000095	7030010	7030011	.192	26.5	13.7	12.5	7.75	44.00
<b>#1 YELLOW</b>	7000157	7000158	7030012	7030013	.207	19.5	27.5	7.7	6.25	37.00
<b>#2 YELLOW</b>	7000159	7000160	7030014	7030015	.207	21.5	24.8	8.6	6.85	40.00
<b>#3 YELLOW</b>	7000161	7000162	7030016	7030017	.207	24.0	22.1	9.6	7.70	43.50

# SPRINGS AND COMPONENTS

All parts are subject to a shipping fee – Parts that are up to and including 7' long have a shipping fee of \$25.00.  
Parts over 7' long have a shipping fee of \$150.00. Breakable items like glass will need to be shipped via freight, and will have an adder of \$150.00.

Description	Galvanized Springs		Coated Oil Tempered Springs		Wire Size	Length (in.)	IPPT	Turns	Spring Weight (lbs.)	Retail Price
	LW Part Number	RW Part Number	LW Part Number	RW Part Number						
#4 YELLOW	7000163	7000164	7030018	7030019	.207	26.5	19.9	10.6	8.45	47.00
#5 YELLOW	7000113	7000114	7030020	7030021	.207	31.0	16.9	12.5	9.90	53.50
#1 WHITE	7000165	7000166	7030022	7030023	.218	22.0	31.7	7.8	7.50	42.50
#2 WHITE	7000167	7000168	7030024	7030025	.218	24.5	28.4	8.7	8.30	46.50
#3 WHITE	7000169	7000170	7030026	7030027	.218	27.0	25.6	9.6	9.20	50.00
#4 WHITE	7000171	7000172	7030028	7030029	.218	29.5	23.4	10.6	10.00	54.00
#10 WHITE	7000115	7000116	7030030	7030031	.218	35.0	19.6	12.6	11.90	62.50
#1 RED	7000173	7000174	7030032	7030033	.225	23.5	34.3	7.8	8.25	46.00
#2 RED	7000175	7000176	7030034	7030035	.225	26.0	30.8	8.7	9.10	50.00
#3 RED	7000177	7000178	7030036	7030037	.225	29.0	27.5	9.7	10.20	54.50
#4 RED	7000179	7000180	7030038	7030039	.225	31.5	25.3	10.6	11.05	58.50
#5 RED	7000117	7000118	7030040	7030041	.225	37.0	21.4	12.5	13.00	67.50
#1 BROWN	7000181	7000182	7030042	7030043	.234	25.0	38.8	7.7	9.10	50.00
#2 BROWN	7000183	7000184	7030044	7030045	.234	28.0	34.4	8.7	10.20	55.00
#3 BROWN	7000185	7000186	7030046	7030047	.234	31.0	31.0	9.6	11.30	60.00
#4 BROWN	7000187	7000188	7030048	7030049	.234	34.0	28.1	10.6	12.40	65.00
#7 BROWN	7000119	7000120	7030050	7030051	.234	40.0	23.8	12.5	14.60	75.00
#1 GREEN	7000189	7000190	7030052	7030053	.243	27.5	42.9	7.8	10.50	56.00
#2 GREEN	7000191	7000192	7030054	7030055	.243	30.5	38.5	8.7	11.65	61.50
#3 GREEN	7000193	7000194	7030056	7030057	.243	34.0	34.4	9.7	13.00	67.50
#4 GREEN	7000195	7000196	7030058	7030059	.243	37.0	31.5	10.6	14.10	72.50
#5 GREEN	7000096	7000097	7030060	7030061	.243	43.5	26.7	12.6	16.60	84.00
#1 GOLD	7000197	7000198	7030062	7030063	.250	29.0	46.0	7.8	11.40	60.00
#2 GOLD	7000199	7000200	7030064	7030065	.250	32.0	41.5	8.6	12.60	65.50
#3 GOLD	7000201	7000202	7030066	7030067	.250	35.5	37.3	9.7	14.00	72.00
#4 GOLD	7000203	7000204	7030068	7030069	.250	39.0	33.8	10.6	15.30	78.00
#5 GOLD	7000121	7000122	7030070	7030071	.250	46.0	28.5	12.6	18.10	90.50
#1 BLUE	7000205	7000206	7030072	7030073	.262	32.0	52.8	7.8	13.30	68.50
#2 BLUE	7000207	7000208	7030074	7030075	.262	35.5	47.4	8.7	14.70	75.50
#3 BLUE	7000209	7000210	7030076	7030077	.262	39.0	43.0	9.6	16.20	82.00
#4 BLUE	7000211	7000212	7030078	7030079	.262	43.0	38.9	10.6	17.80	89.50
#4 ORANGE	7000213	7000214	7030080	7030081	.273	34.5	59.2	7.8	14.95	76.50
#5 ORANGE	7000215	7000216	7030082	7030083	.273	38.0	53.6	8.6	16.50	83.00
#6 ORANGE	7000217	7000218	7030084	7030085	.273	43.0	47.1	9.7	18.60	93.00
#7 ORANGE	7000219	7000220	7030086	7030087	.273	40.0	50.8	9.0	17.30	87.00
#8 ORANGE	7000221	7000222	7030088	7030089	.273	47.0	43.0	10.7	20.40	101.00

**Notes:**

1. Always order by part number.
2. Spring wire to be galvanized wire material.
3. "LW" indicates left wound spring and "RW" indicates right wound spring. "LW" installed right hand side and "RW" installed left hand side inside looking out on standard installations.

Standard Torsion Springs | Retail Price and Application Chart | 2.625" I.D. Galvanized and Coated Oil Tempered Springs

Description	Galvanized Springs		Coated Oil Tempered Springs		Wire Size	Length (in.)	IPPT	Turns	Spring Weight (lbs.)	Retail Price
	LW Part Number	RW Part Number	LW Part Number	RW Part Number						
#6 GOLD	7000129	7000130	7030090	7030091	.250	36.0	28.7	12.5	18.1	96.00
#5 BLUE	7000098	7000099	7030092	7030093	.262	40.0	32.8	12.5	21.2	110.00
#9 ORANGE	7000100	7000101	7030094	7030095	.273	43.5	36.6	12.6	24.1	123.00
#3 LIGHT BLUE	7000102	7000103	7030096	7030097	.283	37.0	51.6	9.8	21.3	110.50
#4 LIGHT BLUE	7000104	7000105	7030098	7030099	.283	40.0	47.6	10.6	23.0	118.50
#5 LIGHT BLUE	7000106	7000107	7030100	7030101	.283	47.0	40.3	12.6	27.0	136.50
#7 WHITE	7000123	7000124	7030102	7030103	.295	40.0	58.4	9.7	24.1	123.00
#8 WHITE	7000108	7000109	7030104	7030105	.295	44.0	52.9	10.7	26.5	134.00
#9 WHITE	7000125	7000126	7030106	7030107	.295	51.0	45.4	12.5	30.7	153.00
#8 BROWN	7000110	7000111	7030108	7030109	.306	55.0	50.8	12.5	34.5	170.50
#6 GREEN	7000127	7000128	7030110	7030111	.319	40.5	85.5	8.3	26.7	134.50












**Notes:**

1. Always order by part number.
2. Spring wire to be galvanized wire material.
3. "LW" indicates left wound spring and "RW" indicates right wound spring. "LW" installed right hand side and "RW" installed left hand side inside looking out on standard installations.

# SPRINGS AND COMPONENTS

All parts are subject to a shipping fee – Parts that are up to and including 7' long have a shipping fee of \$25.00.  
 Parts over 7' long have a shipping fee of \$150.00. Breakable items like glass will need to be shipped via freight, and will have an adder of \$150.00.

## Tubes, Shafts and Bearing Plates

Image	Description	Part Number	Retail Price
<b>End Bearing Plates</b>			
<b>3.375" Residential End Bearing Plate (Pair)</b>			
	Galvanized (shown)	0121345	13.00
	Powder Coated White	4118609	19.50
<b>3.375" Commercial End Bearing Plate</b>			
 <p style="text-align: center;"><b>LEFT</b></p>	 <p style="text-align: center;"><b>RIGHT</b></p>		
Part Number	Retail Price	Part Number	Retail Price
0121348	13.50	0121349	13.50
<b>4.375" Commercial End Bearing Plate</b>			
 <p style="text-align: center;"><b>LEFT</b></p>	 <p style="text-align: center;"><b>RIGHT</b></p>		
Part Number	Retail Price	Part Number	Retail Price
0121368	16.50	0121369	16.50
<b>5" Commercial End Bearing Plate</b>			
 <p style="text-align: center;"><b>LEFT</b></p>	 <p style="text-align: center;"><b>RIGHT</b></p>		
Part Number	Retail Price	Part Number	Retail Price
0121378	21.00	0121379	21.00
<b>6" Commercial End Bearing Plate</b>			
 <p style="text-align: center;"><b>LEFT</b></p>	 <p style="text-align: center;"><b>RIGHT</b></p>		
Part Number	Retail Price	Part Number	Retail Price
0121388	22.50	0121389	22.50
<b>3.375" Commercial Heavy-Duty End Bearing Plate (Bearings Sold Separately)</b>			
 <p style="text-align: center;"><b>LEFT</b></p>	 <p style="text-align: center;"><b>RIGHT</b></p>		
Part Number	Retail Price	Part Number	Retail Price
0121358	18.50	0121359	18.50

# SPRINGS AND COMPONENTS

All parts are subject to a shipping fee – Parts that are up to and including 7' long have a shipping fee of \$25.00.  
Parts over 7' long have a shipping fee of \$150.00. Breakable items like glass will need to be shipped via freight, and will have an adder of \$150.00.

## 4.375" Commercial Heavy-Duty End Bearing Plate (Bearings Sold Separately)



LEFT



RIGHT

Part Number	Retail Price	Part Number	Retail Price
0121362	22.00	0121363	22.00

## 5" Commercial Heavy-Duty End Bearing Plate (Bearings Sold Separately)



LEFT



RIGHT

Part Number	Retail Price	Part Number	Retail Price
0121382	26.50	0121383	26.50

## 6" Commercial Heavy-Duty End Bearing Plate (Bearings Sold Separately)



LEFT



RIGHT

Part Number	Retail Price	Part Number	Retail Price
0121392	27.00	0121393	27.00

Image	Description	Part Number	Retail Price
<b>Heavy-Duty Bearing Bag</b>			
	For 1" shaft <i>Includes (2) bearings</i>	5265757	69.50
	For 1.25" shaft <i>Includes (2) bearings</i>	5693692	95.00







## Bearing Plate Offset Brackets

Image not available	Kit	0121405	93.00
---------------------	-----	---------	-------

Image	Description	Part Number	Retail Price
<b>Center Bearing Plates</b>			
	Residential center bearing support without bearing	0140836	5.00
	Commercial center bearing support without bearing, L	0140842	10.50


# SPRINGS AND COMPONENTS

All parts are subject to a shipping fee – Parts that are up to and including 7' long have a shipping fee of \$25.00. Parts over 7' long have a shipping fee of \$150.00. Breakable items like glass will need to be shipped via freight, and will have an adder of \$150.00.

Image	Description	Part Number	Retail Price
Center Bearing Plates			
	Commercial center bearing support without bearing, R	0140852	10.50
	Commercial heavy-duty center support without bearing, 5" / 6" center line	0140856	46.00
	1" nylon bearing (residential)	0140960	1.00
	1" steel bearing (commercial)	0140950	5.50
	Spring center bracket fastener bag, 1"	4115692	5.50
Image not available	Commercial spring anchor bracket fasteners bag, 6" only – 1-1/4" shaft	4115694	8.50
	Commercial auxiliary center bearing bag	5356773	22.50

Note: "L" indicates left hand and "R" represents right hand, from the inside of the garage facing out.

## Residential Torsion Spring Fastener Bag

Image	Description	Part Number	Retail Price
	Includes: (8) 3/8" flange nuts (2) 5/16" x 1-5/8" lag screws (2) 5/16" x 1-5/8" red-head lag screws (4) 3/8" x 3/4" hex head bolts (2) 3/8" - 16 x 3/4" carriage bolts (2) 3/8" - 16 x 1-1/2" hex head bolts (1) nylon bearing	5692357	5.00

# SPRINGS AND COMPONENTS

All parts are subject to a shipping fee – Parts that are up to and including 7' long have a shipping fee of \$25.00. Parts over 7' long have a shipping fee of \$150.00. Breakable items like glass will need to be shipped via freight, and will have an adder of \$150.00.

## 1" and 1-1/4" Tube and Shaft Color Coding Chart

Color	Tube Length	Solid Shaft Length	16 Gauge Tube		14 Gauge Tube		1" Solid Shaft		1-1/4" Keyed Solid Shaft	
			Part No.	Retail Price	Part No.	Retail Price	Part No.	Retail Price	Part No.	Retail Price
	4'0"		0140977	7.00	N/A	N/A	N/A	N/A	N/A	N/A
	4'6"		0140987	7.50	N/A	N/A	N/A	N/A	N/A	N/A
	8'0"		0141027	13.50	N/A	N/A	N/A	N/A	N/A	N/A
		6'6"	N/A	N/A	N/A	N/A	0141091	86.50	0141160	267.50
		7'6"	N/A	N/A	N/A	N/A	0141101	100.00	0141161	308.50
<b>BLUE</b>	8'9"	8'6"	0140975	23.00	N/A	N/A	0141111	113.00	0141162	350.00
<b>RED</b>	9'9"	9'6"	0140985	26.00	N/A	N/A	0141121	126.50	0141163	391.00
<b>GREEN</b>	10'9"	10'6"	0140996	28.50	N/A	N/A	0141131	140.00	0141172	375.00
<b>PINK</b>	12'9"	12'6"	0141006	34.00	N/A	N/A	0141141	166.50	0141173	446.50
<b>WHITE</b>	14'9"	14'6"	0141016	39.00	N/A	N/A	0141154	194.00	N/A	N/A
<b>GREEN</b>	16'9"	16'6"	0141026	44.50	N/A	N/A	0141157	219.50	N/A	N/A
<b>ORANGE</b>	18'9"	19'	N/A	N/A	0141035	56.00	0141143	253.00	N/A	N/A
<b>YELLOW</b>	20'9"	21'	N/A	N/A	0141036	62.00	0141144	279.61	N/A	N/A
<b>BLACK</b>	24'9"	24'	N/A	N/A	0141037	74.00	0141145	757.50	N/A	N/A

Doors weighing more than 450 lbs. are standard with solid torsion shaft. For additional tube and shaft sizes or for 1-1/4" solid shafts, consult factory.



Tube



Shaft

Miscellaneous Tube and Shaft Parts					
Part Number	Description	Retail Price	Part Number	Description	Retail Price
5354519	4" solid shaft key (bag of 4)	8.50	0121010	1" shaft coupler	41.00
			0121015	1-1/4" shaft coupler	87.00

## STOP MOLDING AND WEATHERSEALS



### Bottom Astragal

Clopay's bottom astragal helps seal out the elements from underneath the garage door, particularly in garages with uneven floors.

Image	Description	Part Number	Retail Price Per Foot
	3.5" Co-Extruded TPE rubber astragal, black (shown)	0620101	0.50
	4.5" U-shaped <i>For Commercial Models 3300 and 3730</i>	0620141	1.54
	7" U-shaped <i>Use for excessively uneven or unlevel floors</i>	0620145	2.22
	Foam rubber astragal for wood doors	0620120	1.43
Image not available	4.75" EPDM rubber astragal	0620144	2.00

# STOP MOLDING AND WEATHERSEALS

All parts are subject to a shipping fee – Parts that are up to and including 7' long have a shipping fee of \$25.00.  
 Parts over 7' long have a shipping fee of \$150.00. Breakable items like glass will need to be shipped via freight, and will have an adder of \$150.00.

## Aluminum Astragal Retainer (Reserve® Wood Limited Edition and Custom Wood doors only)

Image	Description	Part Number	Retail Price
	8'	4128801	36.00
	9'	4128802	40.50
	16'	4128803	72.00
	18'	4128804	81.00






## BTM Retainer

Image	Description	Retainer Width	Door Width	Part Number	Retail Price
	<b>Aluminum FV &amp; any FV bottom section retainer</b> <i>Residential: AV, AVI</i> <i>Commercial: 902, 903</i>	10'-1-13/16"	10'-2"	0331050	21.00
		12'-1-13/16"	12'-2"	0331060	23.00
		20'-1-13/16"	20'-2"	0331070	41.00
	<b>Pan bottom retainer</b> <i>Residential: 72, 73, 76, 92, 94, 94D, 98, 1500, 76V, 73SP, 15SP, 76SP, 76VSP, 75, 75L, 84A, 84D, 190, 70SP, SRST, 4RSF, 4SRST, 2RST, 4L, 4F, 6RSF, 4RSF, 2RSF, GH, GHR, GHRV, GD4X, GR4X, GD5X, GR5X, GD4XV, GR4XV, GD5XV, GR5XV, GD5SSP, G5SPV, GR7S, GR7SV</i> <i>Commercial: 652V, 692, CRST</i>	7'-11-11/16"	8'	0330012	18.00
		8'-11-11/16"	9'	0330022	20.00
		9'-11-11/16"	10'	0330032	22.50
		11'-11-11/16"	12'	0330042	27.00
		15'-11-11/16"	16'	0330046	36.00
		17'-11-11/16"	18'	0330048	40.50
	<b>2" Steel Pan Deep Rib &amp; Flush (T &amp; G) Retainer <i>(Items with * are applicable for WINDCODE®)</i></b> <i>Residential: 70B, T51S, T51L, T51F, T41S, T41L, T41F, IT51S, IT51L, IT51F, IT41S, IT41L, IT41F, M35SB, 5200, 5203, T50S, TM50S, T50L, T40S, TM40S, T40F, T40L, HDB, HDBL, HDBF, HDB4, IT50S, IT50L, IT40S, IT40F, IT40L, M5ST, M5LT, 4200 4203, T52S, T52L, T42S, T42L, T42F, HDS, HDSL, HDSF, IT52S, IT52L, IT42S, IT42L, IT42F, M4SV, M4LV, M4FV, 55HB, 5500, 5503, M5EST, M5ESV, S5EST, S5ESV, S5ST, S5SV</i> <i>Commercial: 525, 525V, 525S, 524, 524V, 524S, 520, 520S, 225, 225V, 225S, 224, 224V, 224S, C5EST, C5ESV, C5ESS, C5ST, C5SV, C5SS, C4ST, C4SV, C4SS, C0ST, C0SS, C1ST, C1SS</i>	7'-11-11/16"	8'	0331080	14.00
		8'-11-11/16"	9'	0331081	15.50
		9'-11-11/16"	10'	0331082	19.00
		11'-11-11/16"	12'	0331083	23.00
		14'-11-11/16"	15'	0331084	26.00
		15'-11-11/16"	16'	0331085	29.50
		17'-11-11/16"	18'	0331086	34.50
		8'-1-11/16"	8'-2"	*0331087	15.00
		9'-1-11/16"	9'-2"	*0331088	17.00
		10'-1-11/16"	10'-2"	*0331089	18.50
		12'-1-11/16"	12'-2"	*0331090	22.50
		14'-1-11/16"	14'-2"	*0331092	26.00
		16'-1-11/16"	16'-2"	*0331091	31.00




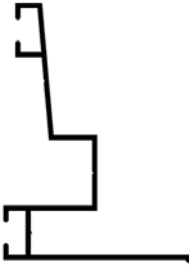


# STOP MOLDING AND WEATHERSEALS

All parts are subject to a shipping fee – Parts that are up to and including 7' long have a shipping fee of \$25.00.  
Parts over 7' long have a shipping fee of \$150.00. Breakable items like glass will need to be shipped via freight, and will have an adder of \$150.00.


Image	Description	Retainer Width	Door Width	Part Number	Retail Price
	<b>1.375" EPS/FIP Bottom Retainer</b> <i>Residential:</i> 4154, 64, 134, 4138, 4139, 9138, 9139, 2138, 2139, HDPC1, HDPRC1, 6138, 6139, 7138, 7139, 9130, 9131, 9131M, 9132, 9132S, 9133, 9134, 9135, 9135M, 7130, 7131, 7132, 7133, 7135, GD1xx, GR1xx, AR1xx, ED1xx, MR1xx <i>Commercial:</i> 3150, 210, 3715, C7X15, 210U	7'-11-11/16"	8'	0331001	11.50
		8'-11-11/16"	9'	0331002	12.50
		9'-11-11/16"	10'	0331003	14.00
		11'-11-11/16"	12'	0331004	17.00
		15'-11-11/16"	16'	0331005	22.50
		17'-11-11/16"	18'	0331006	25.50
	<b>1.375" LES Bottom Retainer</b> <i>Residential:</i> 2050, 4050, 2051, 4051, 2000SP, 6130, 62G, 6131, 65, MDP38, MFL38, 4053, 2053, 64B, 6133, 64G, MRP38 <i>Commercial:</i> 3154, 3155, 230G, CDP38, CFL38	7'-11-7/8"	8'	1029435	16.00
		8'-11-7/8"	9'	1029436	17.50
		9'-11-7/8"	10'	1029434	20.00
		11'-11-7/8"	12'	1029437	23.50
		15'-11-7/8"	16'	1029438	31.00
17'-11-7/8"	18'	1029439	35.50		
	<b>1.75" EPS/FIP Bottom Retainer</b> <i>Commercial:</i> 3717, 3718, C7X17, C7X18	8'-1-11/16"	8'-2"	0331391	14.50
		10'-1-11/16"	10'-2"	0331392	17.50
		12'-1-11/16"	12'-2"	0331393	21.00
		18'-1-11/16"	18'-2"	0331394	31.50
	<b>1.875" EPS/FIP Bottom Retainer</b> <i>Residential:</i> Coachman® CD, CF, SF, AD, MF	7'-11-11/16"	8'	0332453	15.50
		8'-11-11/16"	9'	0332454	17.50
		9'-11-11/16"	10'	0332455	19.50
		11'-11-11/16"	12'	0332456	23.50
		15'-11-11/16"	16'	0332457	31.00
		17'-11-11/16"	18'	0332458	35.00
	<b>2" EPS/FIP Bottom Retainer</b> <i>Residential:</i> 4308, 4309, 9208, 9209, HDGCC, HDGRC, HDPC2, HDPRC2, 6208, 6209, 7208, 7209, MCC38, MRC38, MCC68, MRC68, MCC38U, MRC38U, MCC68U, MRC68U, 4300, 4301, 4302, 4310, HDG, HDGC, HDGF, HDGL, MHDG, 6200, 6201, 6202, 6203, 66G, 67G, 68, SP200, SF200, SE200, SDP68, SFC68, SFL68, SRP68, MDP68, MFC68, MFL68, MRP68, HDPx20, 720x, 820x, 920x, Mxx68U, Mxx38U, 9200, 9201, 9202, 9202M, 9203, 9204, 9205, 9205M, 7200, 7201, 7202, 7203, 7205, GD2xx, GR2xx, AR2xx, ED2xx, MR2xx <i>Commercial:</i> 3201, 3203, 3200, 3220, 3720, 3722, 3724, 3724, C7X20, COX22, C7X22, C7X24, 240U, 244U, 3211, 3213, 250G, CDP68, CFL68, 3721, 3723, C7X21, C7X23, 241U, 243U, 3158, 3159, 3208, 3209, 3708, 3709, 3728, 3729	7'-11-11/16"	8'	0331011	15.00
		8'-11-11/16"	9'	0331012	17.00
		9'-11-11/16"	10'	0331013	18.50
		11'-11-11/16"	12'	0331014	22.50
		15'-11-11/16"	16'	0331015	30.00
		17'-11-11/16"	18'	0331016	33.00
		8'-1-11/16"	8'-2"	0331018	15.00
		9'-1-11/16"	9'-2"	0331007	18.50
		10'-1-11/16"	10'-2"	0331020	18.50
		12'-1-11/16"	12'-2"	0331022	23.00
		14'-1-11/16"	14'-2"	0331008	26.00

# STOP MOLDING AND WEATHERSEALS

All parts are subject to a shipping fee – Parts that are up to and including 7' long have a shipping fee of \$25.00.  
Parts over 7' long have a shipping fee of \$150.00. Breakable items like glass will need to be shipped via freight, and will have an adder of \$150.00.

Image	Description	Retainer Width	Door Width	Part Number	Retail Price
	<b>3" EPS/FIP Bottom Retainer</b> <i>Residential:</i> Canyon Ridge® Carriage House 5-Layer, Glenmoor Carriage House 5-Layer, Custom Crafted Wood Look 5-Layer <i>Commercial:</i> 3730	12'-1-11/16"		0331037	36.00
	<b>Impact Bottom Retainer</b> <i>(*For WINDCODE® applications consult factory)</i>	16'-1-11/16"		*0331440	43.50
	<b>2-1/2" Bottom Retainer</b> <i>Residential:</i> Coachman® C4K, CG, CGU, CX, CXU, SX, SXU, AG, AGU, MX, MXU, Canyon Ridge® Carriage House 4-Layer, Glenmoor Carriage House 4-Layer, Custom Crafted Wood Look 4-Layer	7'-11-11/16"	8'	0332421	16.50
		8'-11-11/16"	9'	0332422	18.50
		9'-11-11/16"	10'	0332423	21.50
		11'-11-11/16"	12'	0332426	29.50
		15'-11-11/16"	16'	0332424	33.00
		17'-11-11/16"	18'	0332425	39.50
	<b>2.25" Bottom Retainer</b> <i>Residential:</i> Wood Door CRD, CR800, CH800, MR800	7'-11-11/16"	8'	4128801	13.50
		8'-11-11/16"	9'	4128802	15.00
		15'-11-11/16"	16'	4128803	27.00
		17'-11-11/16"	18'	4128804	30.50

## Commercial Reverse Angle Seal

Image	Description	Part Number	Retail Price Per Foot
	White	5246576	2.00
	Black extended leg	4152469	2.00
	Black flexible (shown)	0650010	1.77

## Commercial Top Seal

Image	Description	Part Number	Retail Price
Image not available	25' box	0650306	65.50
	50' box	0650307	131.00
	100' box	0650308	262.50

# STOP MOLDING AND WEATHERSEALS

All parts are subject to a shipping fee – Parts that are up to and including 7' long have a shipping fee of \$25.00. Parts over 7' long have a shipping fee of \$150.00. Breakable items like glass will need to be shipped via freight, and will have an adder of \$150.00.

## Stop Molding

### Dimpled Vinyl Stop Molding with Vinyl Weatherseal

Co-extruded out of rigid and flexible vinyl, this stop molding with a built-in weatherseal reduces wear on the door face while providing a tight seal against the elements. Available to match all Clopay steel garage door colors.

Note: Ultra-Grain® stop molding (Medium Finish, Cherry Finish, Dark Finish and Walnut Finish) is a solid color that coordinates with the simulated woodgrain paint finish.

Option 1		2" Stop Molding with Uniflex Flap															
Retail Price: \$2.42/ft. or \$4.97/ft. for Ultra-Grain and Dark colors (*)																	
Part Numbers																	
Length (ft.)	White	Glacier White	Almond	Desert Tan	Sandtone	Bronze	Chocolate	Mocha Brown*	Charcoal	Hunter Green	Gray	Black*	Medium Finish*	Cherry Finish*	Dark Finish*	Walnut Finish*	Slate Finish*
7	0650732	0650804	0650753	0650761	0650769	0650794	0650814	0650809	0650148	0650740	0650746	0650832	0650777	0650799	0650783	0650789	0650822
8	0650733	0650805	0650754	0650762	0650770	0650795	0650815	0650810	0650149	0650741	0650747	0650833	0650778	0650800	0650784	0650790	0650823
9	0650734	0650806	0650755	0650763	0650771	0650796	0650816	0650811	0650150	0650742	0650748	0650834	0650779	0650801	0650785	0650791	0650824
10	0650735	N/A	0650756	0650764	0650772	N/A	0650819	N/A	N/A	N/A	0650749	N/A	0650780	N/A	0650786	N/A	N/A
12	0650736	N/A	0650757	0650765	0650773	N/A	0650820	N/A	N/A	N/A	N/A	N/A	N/A	N/A	N/A	N/A	N/A
14	0650737	N/A	0650758	0650766	0650774	N/A	0650821	N/A	N/A	0650743	0650750	N/A	N/A	N/A	N/A	N/A	N/A
16	0650738	0650807	0650759	0650767	0650775	0650797	0650817	0650812	0650151	0650744	0650751	0650835	0650781	0650802	0650787	0650792	0650825
18	0650739	0650808	0650760	0650768	0650776	0650798	0650818	0650813	0650152	0650745	0650752	0650836	0650782	0650803	0650788	0650793	0650826

Option 2		3" Stop Molding with Vinyl End Flap											
Retail Price: \$6.00/ft.													
Part Numbers													
Length (ft.)	White	Almond	Desert Tan	Sandtone	Bronze	Chocolate	Hunter Green	Gray	Medium Finish	Cherry Finish	Dark Finish	Walnut Finish	
7	0650194	N/A	N/A	0650238	N/A	N/A	N/A	N/A	N/A	N/A	N/A	N/A	N/A
8	0650195	N/A	N/A	0650239	N/A	N/A	N/A	N/A	N/A	N/A	N/A	N/A	N/A
9	0650196	N/A	N/A	0650240	N/A	N/A	N/A	N/A	N/A	N/A	N/A	N/A	N/A
16	0650197	N/A	N/A	0650241	N/A	N/A	N/A	N/A	N/A	N/A	N/A	N/A	N/A
18	0650242	N/A	N/A	N/A	N/A	N/A	N/A	N/A	N/A	N/A	N/A	N/A	N/A

Option 3		Vinyl Double Flap Steel Base Stop Molding																		
Retail Price: \$3.50/ft.																				
Part Numbers																				
Length (ft.)	Steel	Vinyl	Steel	Vinyl	Steel	Vinyl	Steel	Vinyl	Steel	Vinyl	Steel	Vinyl	Steel	Vinyl	Steel	Vinyl	Steel	Vinyl	Steel	Vinyl
	White	White	Brown	Black	White	Black	Sandtone	Sandtone	Almond	Almond	Brown	Brown	Almond	Black	Sandtone	Black	Black	Black		
7	4121308		N/A		4121578		N/A		N/A		N/A		N/A		N/A		N/A		N/A	
8	4121309		N/A		4121579		N/A		N/A		N/A		N/A		N/A		N/A		N/A	
9	4121310		N/A		4121580		N/A		N/A		N/A		N/A		N/A		N/A		4124628	
10	4121311		N/A		4121581		N/A		N/A		N/A		N/A		N/A		N/A		4124615	
12	4121312		N/A		4121582		N/A		N/A		N/A		N/A		N/A		N/A		N/A	
14	4121313		4121318		4121583		N/A		N/A		N/A		N/A		N/A		N/A		N/A	
16	4121314		N/A		4121584		4121585		4121586		4121587		4122201		4122202		4124629			
18	4121315		4121319		N/A		N/A		N/A		N/A		N/A		N/A		N/A		N/A	

# STOP MOLDING AND WEATHERSEALS







All parts are subject to a shipping fee – Parts that are up to and including 7' long have a shipping fee of \$25.00. Parts over 7' long have a shipping fee of \$150.00. Breakable items like glass will need to be shipped via freight, and will have an adder of \$150.00.



## Wood Stop Molding









Our wood stop molding is available in the same wood species as our Reserve® Wood and Classic™ Wood Doors, and can be painted or stained to match the door. A vinyl weatherseal reduces air infiltration and wear.

*Note: There is a \$4.00 per linear foot charge to factory stain wood stop molding.*

Image	Length	Part Number	Retail Price
<b>Finger-jointed Hemlock</b>			
Image not available	7'	0651123	15.50
	8'	0651124	17.50
	9'	0651125	20.00
	10'	0651126	22.00
	16'	0651127	35.50
	18'	0651128	39.50
<b>Clear Hemlock</b>			
	7'	0651071	37.58
	8'	0651072	42.95
	9'	0651073	48.32
	10'	0651074	53.69
	16'	0651075	85.90
	18'	0651076	96.64
<b>Clear Cedar</b>			
	7'	0651077	48.47
	8'	0651078	55.39
	9'	0651079	62.31
	10'	0651080	69.24
	16'	0651081	110.78
	18'	0651082	124.63
<b>Clear Redwood</b>			
	7'	0651083	48.47
	8'	0651084	55.39
	9'	0651085	62.31
	10'	0651086	69.24
	16'	0651087	115.10
	18'	0651088	124.63
<b>Clear Fir</b>			
	7'	0651089	48.47
	8'	0651090	55.39
	9'	0651091	62.31
	10'	0651092	69.24
	16'	0651093	115.10
	18'	0651094	124.63
<b>Meranti</b>			
	7'	0651117	37.58
	8'	0651118	42.95
	9'	0651119	48.32
	10'	0651120	53.69
	16'	0651121	85.90
	18'	0651122	96.64
<b>Vinyl Weatherseal</b>			
Image	Color	Part Number	Retail Price
	White	4128757	4.50 per linear foot
	Brown	4128756	4.50 per linear foot
	Black (shown)	4128755	4.50 per linear foot
	Gray	4128758	4.50 per linear foot

# STOP MOLDING AND WEATHERSEALS







All parts are subject to a shipping fee – Parts that are up to and including 7' long have a shipping fee of \$25.00.  
Parts over 7' long have a shipping fee of \$150.00. Breakable items like glass will need to be shipped via freight, and will have an adder of \$150.00.

High Heat Hollow Stop Mold Vinyl/Vinyl			
Image	Length	Part Number	Retail Price
<b>White</b>			
	7'	9037536	2.50 per linear foot
	8'	9037537	2.50 per linear foot
	9'	9037538	2.50 per linear foot
	10'	9037539	2.50 per linear foot
	14'	9057382	2.50 per linear foot
	16'	9037540	2.50 per linear foot
	18'	9037541	2.50 per linear foot
<b>Almond</b>			
	7'	9037542	2.50 per linear foot
	8'	9037543	2.50 per linear foot
	9'	9037544	2.50 per linear foot
	10'	9037545	2.50 per linear foot
	14'	9057385	2.50 per linear foot
	16'	9037546	2.50 per linear foot
	18'	9037547	2.50 per linear foot
<b>Sandtone</b>			
	14'	9057384	2.50 per linear foot
	16'	9057387	2.50 per linear foot
	18'	9057389	2.50 per linear foot
<b>Brown</b>			
	14'	9057383	2.50 per linear foot
	16'	9057386	2.50 per linear foot
	18'	9057388	2.50 per linear foot
<b>Chocolate</b>			
	14'	9057393	2.50 per linear foot
	16'	9057394	2.50 per linear foot
	18'	9057395	2.50 per linear foot
<b>Slate</b>			
	14'	9057396	4.50 per linear foot
	16'	9057397	4.50 per linear foot
	18'	9057398	4.50 per linear foot
<b>Charcoal</b>			
	14'	9057399	4.50 per linear foot
	16'	9057400	4.50 per linear foot
	18'	9057401	4.50 per linear foot
<b>Black</b>			
	14'	9057390	4.50 per linear foot
	16'	9057391	4.50 per linear foot
	18'	9057392	4.50 per linear foot

Note: Availability varies, may require increased lead time or additional freight charges, consult factory for details.

# STOP MOLDING AND WEATHERSEALS

All parts are subject to a shipping fee – Parts that are up to and including 7' long have a shipping fee of \$25.00. Parts over 7' long have a shipping fee of \$150.00. Breakable items like glass will need to be shipped via freight, and will have an adder of \$150.00.

Double Flap Weatherseal		Length	Retail Price
Image		Length	Part Number
<b>White</b>			
		7'	0650250
		8'	0650251
		9'	0650252
		16'	0650253
<b>Sandtone</b>			
		7'	0650254
		8'	0650255
		9'	0650256
		16'	0650257
<b>Cream</b>			
		7'	0650258
		8'	0650259
		9'	0650260
		16'	0650261
<b>Bronze</b>			
		7'	0651178
		8'	0651179
		9'	0651180
		16'	0651181
<b>Brown</b>			
		7'	0650262
		8'	0650263
		9'	0650264
		16'	0650265
<b>Black</b>			
		7'	0650266
		8'	0650267
		9'	0650268
		16'	0650269


## Matching Nails for Stop Molding

Parts List			
Description	Part Number	Retail Price	
Nails, stainless steel trim, GY (1# box)	4101967	17.00	
Nails, stainless steel trim, WH (1# box)	4102918	17.00	
Nails, stainless steel trim, AL (1# box)	4102919	17.00	
Nails, stainless steel trim, BR (1# box)	4102920	17.00	
Nails, stainless steel trim, GY (1# box)	4102921	17.00	
Nails, stainless steel trim, HG (1# box)	4102922	17.00	
Nails, stainless steel trim, ST (1# box)	4102923	17.00	
Nails, stainless steel trim, CB (1# box)	4123113	17.00	
Nails, stainless steel trim, RT (1# box)	4123114	17.00	
Nails, stainless steel trim, MO (1# box)	4123115	17.00	
Nails, stainless steel trim, DO (1# box)	4123116	17.00	
Nails, stainless steel trim, WO #323 (1# box)	4128071	17.00	
Nails, stainless steel trim, SLO (1# box)	4148656	17.00	
Nails, stainless steel trim, BZ #568 (1# box)	4128487	17.00	
Nails, stainless steel trim, CC (1# box)	4135116	17.00	
Nails, stainless steel trim, CL (1# box)	4150139	17.00	
Nails, stainless steel trim, BK (1# box)	4142949	17.00	
Nails, stainless steel trim, AL (1# box)	5690429	17.00	
Nails, stainless steel trim, BR (1# box)	5690430	17.00	
Nails, stainless steel trim, ST (1# box)	5690431	17.00	
Nails, stainless steel trim, WH (1# box)	5690432	17.00	
Nails, stainless steel trim, HG (1# box)	5697369	17.00	
Bag roofing nails	5263606	17.00	

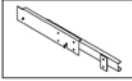


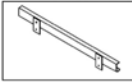

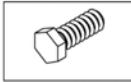



# TRACKS AND BRACKETS

All parts are subject to a shipping fee – Parts that are up to and including 7' long have a shipping fee of \$25.00. Parts over 7' long have a shipping fee of \$150.00. Breakable items like glass will need to be shipped via freight, and will have an adder of \$150.00.

## Low Headroom Brackets and Kits



Image	Description	Part Number	Retail Price
	Quick turn bracket, galvanized (without rollers)	0120510	11.00
	Quick turn bracket, galvanized (with rollers)	0120515	21.50
	Quick turn bracket, white powder coated (rollers sold separately)	4119429	87.00
<b>Double Track LHR Conversion Kit</b> <i>Reduces headroom requirement to 4-1/2" with extension springs and 9-1/2" with torsion springs. LHR conversion kit for EZ-SET® torsion or extension springs. Additional spacers needed for use with standard torsion springs.</i>		4125477	180.00

### Parts Contained:



Quantity	Quantity	Quantity
 <b>2</b> LHR Front Upper Track (1 pair) Starter Angle and (1) Junction Plate	 <b>2</b> LHR EZ-SET® Extension Spring System® Housing Brackets (1 pair)	 <b>14</b> Flange Nuts 1/4" Diameter
 <b>2</b> LHR Rear Upper Track (1 pair) (2) Junction Plates	 <b>2</b> LHR Top Bracket (1 pair)	 <b>4</b> Hex Head Bolts 3/8" x 1"
 <b>2</b> LHR Safety Bottom Brackets (1 pair)	 <b>14</b> Track Bolts 1/4" x 5/8"	 <b>4</b> Hex Nuts 3/8" Diameter

Note: LHR conversion kits are used on doors up to 8' high.

## Track Brackets

Image	Description	Part Number	Retail Price
	Jamb bracket #1	0150270	1.50
	Jamb bracket #3	0150280	1.50
	Jamb bracket #4	0150290	1.50
	Jamb bracket #5	0150300	1.50
	Jamb bracket #6	0150310	1.50
	Jamb bracket #7	0150320	1.50
	Jamb bracket #8	0150330	1.50
	Jamb bracket #9	0150340	1.50
	Jamb bracket #10	0150350	1.50
	Jamb bracket #11	0150360	2.00
	Jamb bracket #12	0150370	2.00
	Jamb bracket #13	0150380	2.00
	Jamb bracket #14	0150382	2.50
		Safe-T-Track® track hole cover	0154104

## Residential Flag Brackets

Image	Description	Part Number	Retail Price
 	Residential flag bracket, L	0150148	6.50
	Residential flag bracket, R	0150149	6.50

# TRACKS AND BRACKETS

All parts are subject to a shipping fee – Parts that are up to and including 7' long have a shipping fee of \$25.00. Parts over 7' long have a shipping fee of \$150.00. Breakable items like glass will need to be shipped via freight, and will have an adder of \$150.00.

## Commercial Flag Brackets

Parts List			
Description	Part Number	Retail Price	
7-10 adjustable commercial flag bracket, L	4115400	9.50	
7-10 adjustable commercial flag bracket, R	4115401	9.50	
9-12 adjustable commercial flag bracket, L	1000086	6.50	
9-12 adjustable commercial flag bracket, R	1000087	6.50	
11-14 adjustable commercial flag bracket, L	4115402	10.50	
11-14 adjustable commercial flag bracket, R	4115403	10.50	
13-16 adjustable commercial flag bracket, L	4120622	8.00	
13-16 adjustable commercial flag bracket, R	4120623	8.00	

Which Bracket Do I Need?		
Vertical Track Length	Door Thickness	
	1.375" or 1.5"	1.75" or 2"
Up to 76"	7-10 flag	7-10 flag
77" to 88"	7-10 flag	7-10 flag
89" to 112"	7-10 flag	9-12 flag
113" to 136"	7-10 flag	11-14 flag
137" to 160"	9-12 flag	11-14 flag
161" to 184"	9-12 flag	13-16 flag
185" to 208"	11-14 flag	13-16 flag

## Track Sets – Including (2) Vertical and (2) Horizontal Tracks

Track Types (2" Shown, 3" Also Available)				
Bracket Mount	Vertical Track		Horizontal Track	
	Continuous Angle	Reverse Angle	Standard Radius (20" and 32" Radius Also Available)	LHR
				



# TRACKS AND BRACKETS

All parts are subject to a shipping fee – Parts that are up to and including 7' long have a shipping fee of \$25.00.  
Parts over 7' long have a shipping fee of \$150.00. Breakable items like glass will need to be shipped via freight, and will have an adder of \$150.00.

## Residential Track Sets

### HELPFUL HINTS

#### Track Categories

S1 is for 24 gauge pan and 1-3/8" EPS doors

S2 is for 25 gauge pan, 7/8" insulated pan and HRX (finger protected) doors

S3 is for standard wood and 25 gauge 2" EPS doors

S5 is for 24 gauge 2" EPS, Coachman® and Reserve® Wood doors

L1 is LHR track for all S1, S2 and S3 doors

L2 is LHR track for all S5 doors

#### Gauge Conversion

Decimal Thickness (inches)	Gauge
.040	19
.051	17
.060	16
.075	14

See specific part numbers and pricing. Track standard with brackets/angles already riveted in place.

Vertical Track Gauge	Horizontal Track Gauge	Horizontal Angle Length (inches)	Radius (inches)	Door Thickness in inches (Determines Flag Bracket Placement)	Door Heights	Track Category	Part Number	Retail Price
<b>Standard Radius</b>								
.040	.051	22	12	1-3/8	6'6"	S1, S2, S3	TK10101	109.50
.040	.051	22	15	1-3/8	6'6"	S1, S2, S3	TK10118	109.50
.040	.051	22	12	2	6'6"	S1, S2, S3	TK10102	109.50
.040	.051	22	15	2	6'6"	S1, S2, S3	TK10119	109.50
.040	.051	22	12	Flag bracket separate	6'6"	S1, S2, S3	TK10170	106.00
.040	.051	22	15	Flag bracket separate	6'6"	S1, S2, S3	TK10173	106.00
.040	.051	22	12	1-3/8	7'	S1, S2, S3	TK10105	118.00
.040	.051	22	15	1-3/8	7'	S1, S2, S3	TK10122	118.00
.040	.051	22	12	2	7'	S1, S2, S3	TK10106	118.00
.040	.051	22	15	2	7'	S1, S2, S3	TK10123	118.00
.040	.051	22	12	Flag bracket separate	7'	S1, S2, S3	TK10176	114.50
.040	.051	22	15	Flag bracket separate	7'	S1, S2, S3	TK10177	114.50
.040	.051	22	12	1-3/8	8'	S1, S2, S3	TK10114	135.00
.040	.051	22	15	1-3/8	8'	S1, S2, S3	TK10129	135.00
.040	.051	22	12	2	8'	S1, S2, S3	TK10115	135.00
.040	.051	22	15	2	8'	S1, S2, S3	TK10130	135.00
.040	.051	22	12	Flag bracket separate	8'	S1, S2, S3	TK10186	131.00
.040	.051	22	15	Flag bracket separate	8'	S1, S2, S3	TK10188	131.00
.040	.060	82	12	1-3/8	6'6"	S1	TK10103	161.00
.040	.060	82	15	1-3/8	6'6"	S1	TK10120	161.00
.040	.060	82	12	2	6'6"	S1	TK10104	161.00
.040	.060	82	15	2	6'6"	S1	TK10121	161.00
.040	.060	82	12	Flag bracket separate	6'6"	S1	TK10171	157.50
.040	.060	82	15	Flag bracket separate	6'6"	S1	TK10174	157.50
.040	.060	82	12	1-3/8	7'	S1	TK10107	171.50
.040	.060	82	15	1-3/8	7'	S1	TK10124	171.50
.040	.060	82	12	2	7'	S1	TK10108	171.50
.040	.060	82	15	2	7'	S1	TK10125	171.50
.040	.060	82	12	Flag bracket separate	7'	S1	TK10178	167.50
.040	.060	82	15	Flag bracket separate	7'	S1	TK10179	167.50
.040	.060	82	12	1-3/8	8'	S1	TK10116	192.00
.040	.060	82	15	1-3/8	8'	S1	TK10131	192.00
.040	.060	82	12	2	8'	S1	TK10117	192.00
.040	.060	82	15	2	8'	S1	TK10132	192.00
.040	.060	82	12	Flag bracket separate	8'	S1	TK10187	188.00
.040	.060	82	15	Flag bracket separate	8'	S1	TK10189	188.00
.040	.075	22	10	1-3/8	6'6"	S2	TK10255	134.00
.040	.075	22	10	2	6'6"	S2	TK10026	134.00

# TRACKS AND BRACKETS

All parts are subject to a shipping fee – Parts that are up to and including 7' long have a shipping fee of \$25.00.  
 Parts over 7' long have a shipping fee of \$150.00. Breakable items like glass will need to be shipped via freight, and will have an adder of \$150.00.

Vertical Track Gauge	Horizontal Track Gauge	Horizontal Angle Length (inches)	Radius (inches)	Door Thickness in inches (Determines Flag Bracket Placement)	Door Heights	Track Category	Part Number	Retail Price
<b>Standard Radius</b>								
.040	.075	22	12	2	6'6"	S2	TK10166	134.00
.040	.075	22	15	2	6'6"	S2	TK10168	134.00
.040	.075	22	10	Flag bracket separate	6'6"	S2	TK10027	130.50
.040	.075	22	12	Flag bracket separate	6'6"	S2	TK10028	130.50
.040	.075	22	15	Flag bracket separate	6'6"	S2	TK10029	130.50
.040	.075	22	10	1-3/8	7'	S2	TK10257	144.50
.040	.075	22	10	2	7'	S2	TK10035	144.50
.040	.075	22	12	2	7'	S2	TK10167	144.50
.040	.075	22	15	2	7'	S2	TK10169	144.50
.040	.075	22	10	Flag bracket separate	7'	S2	TK10036	140.50
.040	.075	22	12	Flag bracket separate	7'	S2	TK10223	140.50
.040	.075	22	15	Flag bracket separate	7'	S2	TK10002	140.50
.040	.075	22	10	1-3/8	8'	S2	TK10259	165.00
.040	.075	22	10	2	8'	S2	TK10039	165.00
.040	.075	22	12	2	8'	S2	TK10213	165.00
.040	.075	22	15	2	8'	S2	TK10214	165.00
.040	.075	22	10	Flag bracket separate	8'	S2	TK10040	161.00
.040	.075	22	12	Flag bracket separate	8'	S2	TK10229	161.00
.040	.075	22	15	Flag bracket separate	8'	S2	TK10016	161.00
.040	.060	82	12	2	6'6"	S3	TK10104	161.00
.040	.060	82	15	2	6'6"	S3	TK10121	161.00
.040	.060	82	12	Flag bracket separate	6'6"	S3	TK10171	157.50
.040	.060	82	15	Flag bracket separate	6'6"	S3	TK10174	157.50
.040	.060	82	12	2	7'	S3	TK10108	171.50
.040	.060	82	15	2	7'	S3	TK10125	171.50
.040	.060	82	12	Flag bracket separate	7'	S3	TK10178	167.50
.040	.060	82	15	Flag bracket separate	7'	S3	TK10179	167.50
.040	.060	82	12	2	8'	S3	TK10117	192.00
.040	.060	82	15	2	8'	S3	TK10132	192.00
.040	.060	82	12	Flag bracket separate	8'	S3	TK10187	188.00
.040	.060	82	15	Flag bracket separate	8'	S3	TK10189	188.00
.040	.075	82	10	1-3/8	6'6"	S3	TK10272	161.00
.040	.075	82	10	2	6'6"	S3	TK10042	161.00
.040	.075	82	12	2	6'6"	S3	TK10043	161.00
.040	.075	82	15	2	6'6"	S3	TK10044	161.00
.040	.075	82	10	Flag bracket separate	6'6"	S3	TK10052	157.50
.040	.075	82	12	Flag bracket separate	6'6"	S3	TK10053	157.50
.040	.075	82	15	Flag bracket separate	6'6"	S3	TK10054	157.50
.040	.075	82	10	1-3/8	7'	S3	TK10273	171.50
.040	.075	82	10	2	7'	S3	TK10048	171.50
.040	.075	82	12	2	7'	S3	TK10014	171.50
.040	.075	82	15	2	7'	S3	TK10020	171.50
.040	.075	82	10	Flag bracket separate	7'	S3	TK10058	167.50
.040	.075	82	12	Flag bracket separate	7'	S3	TK10017	167.50
.040	.075	82	15	Flag bracket separate	7'	S3	TK10018	167.50
.040	.075	82	10	1-3/8	8'	S3	TK10275	192.00
.040	.075	82	10	2	8'	S3	TK10051	192.00
.040	.075	82	12	2	8'	S3	TK10021	192.00
.040	.075	82	15	2	8'	S3	TK10013	192.00
.040	.075	82	10	Flag bracket separate	8'	S3	TK10061	188.00
.040	.075	82	12	Flag bracket separate	8'	S3	TK10019	188.00
.040	.075	82	15	Flag bracket separate	8'	S3	TK10012	188.00
.040	.075	106	10	1-3/8	8'	S3	TK10281	202.50
.040	.075	106	12	1-3/8	8'	S3	TK10282	202.50
.040	.075	106	15	1-3/8	8'	S3	TK10283	202.50
.040	.075	106	10	2	8'	S3	TK10284	202.50
.040	.075	106	12	2	8'	S3	TK10285	202.50
.040	.075	106	15	2	8'	S3	TK10286	202.50
.040	.075	106	10	Flag bracket separate	8'	S3	TK10287	199.00
.040	.075	106	12	Flag bracket separate	8'	S3	TK10288	199.00
.040	.075	106	15	Flag bracket separate	8'	S3	TK10289	199.00

# TRACKS AND BRACKETS

**All parts are subject to a shipping fee – Parts that are up to and including 7' long have a shipping fee of \$25.00. Parts over 7' long have a shipping fee of \$150.00. Breakable items like glass will need to be shipped via freight, and will have an adder of \$150.00.**

Vertical Track Gauge	Horizontal Track Gauge	Horizontal Angle Length (inches)	Radius (inches)	Door Thickness in inches (Determines Flag Bracket Placement)	Door Heights	Track Category	Part Number	Retail Price
<b>Standard Radius</b>								
.060	.075	22	10	1-3/8	6'6"	S5	TK10062	153.00
.060	.075	22	12	1-3/8	6'6"	S5	TK10010	153.00
.060	.075	22	15	1-3/8	6'6"	S5	TK10011	153.00
.060	.075	22	10	2	6'6"	S5	TK10215	153.00
.060	.075	22	12	2	6'6"	S5	TK10149	153.00
.060	.075	22	15	2	6'6"	S5	TK10154	153.00
.060	.075	22	10	Flag bracket separate	6'6"	S5	TK10074	149.50
.060	.075	22	12	Flag bracket separate	6'6"	S5	TK10192	149.50
.060	.075	22	15	Flag bracket separate	6'6"	S5	TK10194	149.50
.060	.075	22	10	1-3/8	7'	S5	TK10069	165.00
.060	.075	22	12	1-3/8	7'	S5	TK10004	165.00
.060	.075	22	15	1-3/8	7'	S5	TK10236	165.00
.060	.075	22	10	2	7'	S5	TK10217	165.00
.060	.075	22	12	2	7'	S5	TK10145	165.00
.060	.075	22	15	2	7'	S5	TK10151	165.00
.060	.075	22	10	Flag bracket separate	7'	S5	TK10078	161.00
.060	.075	22	12	Flag bracket separate	7'	S5	TK10197	161.00
.060	.075	22	15	Flag bracket separate	7'	S5	TK10199	161.00
.060	.075	22	10	1-3/8	8'	S5	TK10073	188.50
.060	.075	22	12	1-3/8	8'	S5	TK10006	188.50
.060	.075	22	15	1-3/8	8'	S5	TK10007	188.50
.060	.075	22	10	2	8'	S5	TK10221	188.50
.060	.075	22	12	2	8'	S5	TK10150	188.50
.060	.075	22	15	2	8'	S5	TK10160	188.50
.060	.075	22	10	Flag bracket separate	8'	S5	TK10080	184.50
.060	.075	22	12	Flag bracket separate	8'	S5	TK10206	184.50
.060	.075	22	15	Flag bracket separate	8'	S5	TK10208	184.50
.060	.075	82	10	1-3/8	6'6"	S5	TK10081	180.00
.060	.075	82	12	1-3/8	6'6"	S5	TK10008	180.00
.060	.075	82	15	1-3/8	6'6"	S5	TK10009	180.00
.060	.075	82	10	2	6'6"	S5	TK10216	180.00
.060	.075	82	12	2	6'6"	S5	TK10165	180.00
.060	.075	82	15	2	6'6"	S5	TK10155	180.00
.060	.075	82	10	Flag bracket separate	6'6"	S5	TK10091	176.50
.060	.075	82	12	Flag bracket separate	6'6"	S5	TK10193	176.50
.060	.075	82	15	Flag bracket separate	6'6"	S5	TK10195	176.50
.060	.075	82	10	1-3/8	7'	S5	TK10087	192.00
.060	.075	82	12	1-3/8	7'	S5	TK10003	192.00
.060	.075	82	15	1-3/8	7'	S5	TK10001	192.00
.060	.075	82	10	2	7'	S5	TK10218	192.00
.060	.075	82	12	2	7'	S5	TK10152	192.00
.060	.075	82	15	2	7'	S5	TK10146	192.00
.060	.075	82	10	Flag bracket separate	7'	S5	TK10095	188.00
.060	.075	82	12	Flag bracket separate	7'	S5	TK10198	188.00
.060	.075	82	15	Flag bracket separate	7'	S5	TK10200	188.00
.060	.075	106	10	1-3/8	8'	S5	TK10090	226.00
.060	.075	106	12	1-3/8	8'	S5	TK10005	226.00
.060	.075	106	15	1-3/8	8'	S5	TK10237	226.00
.060	.075	106	10	2	8'	S5	TK10222	226.00
.060	.075	106	12	2	8'	S5	TK10148	226.00
.060	.075	106	15	2	8'	S5	TK10161	226.00
.060	.075	106	10	Flag bracket separate	8'	S5	TK10097	222.50
.060	.075	106	12	Flag bracket separate	8'	S5	TK10207	222.50
.060	.075	106	15	Flag bracket separate	8'	S5	TK10209	222.50
.040	.075	106	32	1-3/8	7'	S1, S2, S3, S5	TK10250	332.00
.040	.075	106	32	2	7'	S1, S2, S3, S5	TK10251	332.00
.040	.075	106	32	1-3/8	8'	S1, S2, S3, S5	TK10252	352.50
.040	.075	106	32	2	8'	S1, S2, S3, S5	TK10253	352.50
.060	.075	106	32	1-3/8	7'	S1, S2, S3, S5	TK10232	352.50
.060	.075	106	32	2	7'	S1, S2, S3, S5	TK10234	352.50

# TRACKS AND BRACKETS

All parts are subject to a shipping fee – Parts that are up to and including 7' long have a shipping fee of \$25.00.  
Parts over 7' long have a shipping fee of \$150.00. Breakable items like glass will need to be shipped via freight, and will have an adder of \$150.00.

Vertical Track Gauge	Horizontal Track Gauge	Horizontal Angle Length (inches)	Radius (inches)	Door Thickness in inches (Determines Flag Bracket Placement)	Door Heights	Track Category	Part Number	Retail Price
<b>Standard Radius</b>								
.060	.075	106	32	1-3/8	8'	S1, S2, S3, S5	TK10233	376.00
.060	.075	106	32	2	8'	S1, S2, S3, S5	TK10235	376.00

Vertical Track Gauge	Lower Horizontal Track Gauge	Upper Horizontal Track Gauge	Radius (inches)	Door Thickness in inches (Determines Flag Bracket Placement)	Door Heights	Track Category	Part Number	Retail Price
<b>Low Headroom (LHR)</b>								
.040	.060	.060	LHR	1-3/8	6'6"	L1	TK10750	200.00
.040	.060	.060	LHR	2	6'6"	L1	TK10751	200.00
.040	.060	.060	LHR	Flag bracket separate	6'6"	L1	TK10752	196.00
.040	.060	.060	LHR	1-3/8	7'	L1	TK10753	210.50
.040	.060	.060	LHR	2	7'	L1	TK10754	210.50
.040	.060	.060	LHR	2-5/8	7'	L1	TK10771	210.50
.040	.060	.060	LHR	Flag bracket separate – 2-5/8	7'	L1	TK10781	210.50
.040	.060	.060	LHR	Flag bracket separate	7'	L1	TK10755	206.50
.040	.075	.060	LHR	1-3/8	8'	L1	TK10139	231.00
.040	.075	.060	LHR	2	8'	L1	TK10140	231.00
.040	.075	.060	LHR	2-5/8	8'	L1	TK10776	231.00
.040	.075	.060	LHR	Flag bracket separate – 2-5/8	8'	L1	TK10786	231.00
.040	.075	.060	LHR	Flag bracket separate	8'	L1	TK10191	227.00
.060	.075	.060	LHR	2	6'6"	L2	TK10757	219.00
.060	.075	.060	LHR	Flag bracket separate	6'6"	L2	TK10758	215.00
.060	.075	.060	LHR	1-3/8	7'	L2	TK10759	231.00
.060	.075	.060	LHR	2	7'	L2	TK10760	231.00
.060	.075	.060	LHR	Flag bracket separate	7'	L2	TK10761	227.00
.060	.075	.060	LHR	1-3/8	8'	L2	TK10278	254.50
.060	.075	.060	LHR	2	8'	L2	TK10279	254.50
.060	.075	.060	LHR	Flag bracket separate	8'	L2	TK10280	250.50

## Commercial Vertical Tracks

Gauge	Mounting B = Bracket CA = Continuous Angle RA = Reverse Angle	Vertical Track Length (inches)	Lift S = Standard Lift LHR = Low Headroom	Door Thickness in inches (Determines Flag Bracket Placement)	Door Heights	Part Number	Retail Price
.060	B	76	S	2	7'	TK10542	93.00
.060	RA	76	S	1-3/8, 2	7'	TK10543	157.00
.060	B	88	S	2	8'	TK10500	104.50
.060	RA	88	S	1-3/8, 2	8'	TK10501	177.50
.060	B	100	S	2	9'	TK10502	115.50
.060	RA	100	S	1-3/8, 2	9'	TK10503	198.00
.060	B	112	S	2	10'	TK10504	126.50
.060	RA	112	S	1-3/8, 2	10'	TK10505	218.00
.060	B	124	S	2	11'	TK10506	138.00
.060	RA	124	S	1-3/8, 2	11'	TK10507	238.50
.060	B	136	S	2	12'	TK10508	149.00
.060	RA	136	S	1-3/8, 2	12'	TK10509	259.00
.060	B	148	S	2	13'	TK10510	160.00
.060	RA	148	S	1-3/8, 2	13'	TK10511	279.00
.060	B	160	S	2	14'	TK10512	171.50
.060	RA	160	S	1-3/8, 2	14'	TK10513	299.50
.060	B	88	S	1-3/8	8'	TK10514	104.50
.060	B	100	S	1-3/8	9'	TK10515	115.50
.060	B	112	S	1-3/8	10'	TK10516	126.50
.060	B	124	S	1-3/8	11'	TK10517	138.00
.060	B	136	S	1-3/8	12'	TK10518	149.00
.060	B	148	S	1-3/8	13'	TK10519	160.00
.060	B	160	S	1-3/8	14'	TK10520	171.50
.060	B	70	LHR	2	7'	TK10544	93.00

# TRACKS AND BRACKETS

All parts are subject to a shipping fee – Parts that are up to and including 7' long have a shipping fee of \$25.00.  
Parts over 7' long have a shipping fee of \$150.00. Breakable items like glass will need to be shipped via freight, and will have an adder of \$150.00.

Gauge	Mounting B = Bracket CA = Continuous Angle RA = Reverse Angle	Vertical Track Length (inches)	Lift S = Standard Lift LHR = Low Headroom	Door Thickness in inches (Determines Flag Bracket Placement)	Door Heights	Part Number	Retail Price
.060	RA	70	LHR	1-3/8, 2	7'	TK10545	157.00
.060	B	82	LHR	2	8'	TK10521	104.50
.060	RA	82	LHR	1-3/8, 2	8'	TK10522	177.50
.060	B	94	LHR	2	9'	TK10523	115.50
.060	RA	94	LHR	1-3/8, 2	9'	TK10524	198.00
.060	B	106	LHR	2	10'	TK10525	126.50
.060	RA	106	LHR	1-3/8, 2	10'	TK10526	218.00
.060	B	118	LHR	2	11'	TK10527	138.00
.060	RA	118	LHR	1-3/8, 2	11'	TK10528	238.50
.060	B	130	LHR	2	12'	TK10529	149.00
.060	RA	130	LHR	1-3/8, 2	12'	TK10530	259.00
.060	B	142	LHR	2	13'	TK10531	160.00
.060	RA	142	LHR	1-3/8, 2	13'	TK10532	279.00
.060	B	154	LHR	2	14'	TK10533	171.50
.060	RA	154	LHR	1-3/8, 2	14'	TK10534	299.50
.060	B	82	LHR	1-3/8	8'	TK10535	104.50
.060	B	94	LHR	1-3/8	9'	TK10536	115.50
.060	B	106	LHR	1-3/8	10'	TK10537	126.50
.060	B	118	LHR	1-3/8	11'	TK10538	138.00
.060	B	130	LHR	1-3/8	12'	TK10539	149.00
.060	B	142	LHR	1-3/8	13'	TK10540	160.00
.060	B	154	LHR	1-3/8	14'	TK10541	171.50

## Commercial Horizontal Tracks

Gauge	Radius (inches)	Horizontal Angle Dimensions (inches)	Door Thickness in inches (Determines Flag Bracket Placement)	Door Heights	Part Number	Retail Price
.075	12	1.5 x 1.5 x 114	1-3/8	7', 8'	TK10704	144.00
.075	12	1.5 x 1.5 x 138	1-3/8	9', 10'	TK10705	180.00
.075	12	1.5 x 1.5 x 162	1-3/8	11', 12'	TK10706	216.00
.075	12	1.5 x 1.5 x 186	1-3/8	13', 14'	TK10707	252.00
.075	12	2 x 2 x 114	2	7', 8'	TK10708	174.00
.075	12	2 x 2 x 138	2	9', 10'	TK10709	217.50
.075	12	2 x 2 x 162	2	11', 12'	TK10710	261.00
.075	12	2 x 2 x 186	2	13', 14'	TK10711	304.50
.075	15	1.5 x 1.5 x 114	1-3/8	7', 8'	TK10716	144.00
.075	15	1.5 x 1.5 x 138	1-3/8	9', 10'	TK10717	180.00
.075	15	1.5 x 1.5 x 162	1-3/8	11', 12'	TK10718	216.00
.075	15	1.5 x 1.5 x 186	1-3/8	13', 14'	TK10719	252.00
.075	15	2 x 2 x 114	2	7', 8'	TK10720	174.00
.075	15	2 x 2 x 138	2	9', 10'	TK10721	217.50
.075	15	2 x 2 x 162	2	11', 12'	TK10722	261.00
.075	15	2 x 2 x 186	2	13', 14'	TK10723	304.50
.075	LHR	UPPER: 82" W/ PLATES LOWER: .060 x 9'9"	1-3/8	7', 8'	TK10728	294.00
.075	LHR	UPPER: 82" W/ PLATES LOWER: .060 x 11'9"	1-3/8	9', 10'	TK10729	330.00
.075	LHR	UPPER: 82" W/ PLATES LOWER: .060 x 13'9"	1-3/8	11', 12'	TK10730	366.00
.075	LHR	UPPER: 82" W/ PLATES LOWER: .060 x 15'9"	1-3/8	13', 14'	TK10731	402.00
.075	LHR	UPPER: 82" & 26" LOWER: .060 x 9'9"	2	7', 8'	TK10732	324.00
.075	LHR	UPPER: 82" & 50" LOWER: .060 x 11'9"	2	9', 10'	TK10733	367.50
.075	LHR	UPPER: 82" & 74" LOWER: .060 x 13'9"	2	11', 12'	TK10734	411.00
.075	LHR	UPPER: 82" & 98" LOWER: .060 x 15'9"	2	13', 14'	TK10735	454.50

# TRACKS AND BRACKETS

All parts are subject to a shipping fee – Parts that are up to and including 7' long have a shipping fee of \$25.00.  
Parts over 7' long have a shipping fee of \$150.00. Breakable items like glass will need to be shipped via freight, and will have an adder of \$150.00.

## WINDCODE® Vertical Tracks

Gauge	Mounting B = Bracket CA = Continuous Angle RA = Reverse Angle	Bracket/Clip Pattern	Vertical Track Length (inches)	Lift S = Standard Lift LHR = Low Headroom	Door Thickness in inches (Determines Flag Bracket Placement)	Door Heights	Part Number	Retail Price
.060	B	5-5-6-7	88	S	2	8'	TK10601	111.50
.060	RA	5-5-6-7	88	S	2	8'	TK10602	184.50
.060	B	5-5-6-7-8	112	S	2	10'	TK10603	135.50
.060	RA	5-5-6-7-8	112	S	2	10'	TK10604	227.00
.060	B	5-5-6-7-8-9	136	S	2	12'	TK10605	160.00
.060	RA	5-5-6-7-8-9	136	S	2	12'	TK10606	269.50
.060	B	5-5-6-7-8-9-10	160	S	2	14'	TK10607	184.00
.060	RA	5-5-6-7-8-9-10	160	S	2	14'	TK10608	312.00
.075	RA	5-5-6-7	88	S	2	8'	TK10609	191.50
.075	RA	5-5-6-7-8	112	S	2	10'	TK10610	235.50
.075	RA	5-5-6-7-8-9	136	S	2	12'	TK10611	279.50
.075	RA	5-5-6-7-8-9-10	160	S	2	14'	TK10612	323.50
.075	RA	5-5-6-6-7-7-8	88	S	2	8'	TK10613	202.00
.075	RA	5-5-6-6-7-7-8-8-9	112	S	2	10'	TK10614	264.00
.075	RA	5-5-6-6-7-7-8-8-9-9-10	136	S	2	12'	TK10615	331.50
.075	RA	5-5-6-6-7-7-8-8-9-9-10-10-11	160	S	2	14'	TK10616	405.50
.083	B	5-5-6-6-7-7-8-8-9	112	S	2	10'	TK10617	187.50
.083	RA	5-5-6-6-7-7-8-8-9	112	S	2	10'	TK10618	279.00
.083	B	5-5-6-6-7-7-8-8-9-9-10	136	S	2	12'	TK10619	222.00
.083	RA	5-5-6-6-7-7-8-8-9-9-10	136	S	2	12'	TK10620	331.50
.083	B	5-5-6-6-7-7-8-8-9-9-10-10-11	160	S	2	14'	TK10621	256.50
.083	RA	5-5-6-6-7-7-8-8-9-9-10-10-11	160	S	2	14'	TK10622	384.50

## Skip Hinge Vertical Tracks (1/4" Incline Per Foot)

Gauge	Mounting B = Bracket CA = Continuous Angle RA = Reverse Angle	Vertical Track Length (inches)	Door Thickness in inches (Determines Flag Bracket Placement)	Part Number	Retail Price
.060	B	88	1-3/8	TK10802	176.50
.060	B	88	2	TK10803	176.50
.060	RA	88		TK10804	249.50
.060	B	112	1-3/8	TK10805	216.50
.060	B	112	2	TK10806	216.50
.060	RA	112		TK10807	308.00

## Straight Incline Vertical Tracks (1/8" Incline Per Foot)

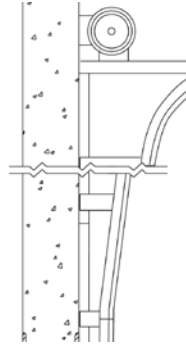
Gauge	Mounting B = Bracket CA = Continuous Angle RA = Reverse Angle	Vertical Track Length (inches)	Door Thickness in inches (Determines Flag Bracket Placement)	Part Number	Retail Price
.060	B	106	1-3/8	TK10808	196.50
.060	B	106	2	TK10809	196.50
.060	RA	106		TK10810	279.00
.060	B	130	1-3/8	TK10811	237.00
.060	B	130	2	TK10812	237.00
.060	RA	130		TK10813	337.50
.075	B	177	1-3/8	TK10814	317.50
.075	B	177	2	TK10815	317.50
.075	RA	177		TK10816	454.50

# TRACKS AND BRACKETS

All parts are subject to a shipping fee – Parts that are up to and including 7' long have a shipping fee of \$25.00.  
Parts over 7' long have a shipping fee of \$150.00. Breakable items like glass will need to be shipped via freight, and will have an adder of \$150.00.

## High Lift Breakaway Portions

Note: Breakaway portions have a greater incline than standard vertical track.



Mounting B = Bracket CA = Continuous Angle RA = Reverse Angle	High Lift (inches)	Part Number	Retail Price
RA	30	TK10817	169.00
RA	36	TK10818	169.00
RA	42	TK10819	213.50
RA	48	TK10820	213.50
RA	54	TK10821	213.50

## WINDOWS



Inspired by current architectural trends, our windows add natural light to your garage while adding curb appeal to your home. All Clopay window frames are UV-protected and are color matched to our prefinished door colors. Window frames screw in from the inside for easy glass replacement or to change designs.

## Glazing Materials

Type	Short Panel Part Number Glass Size: 18-1/2" x 11" Cutout Size: 19-1/2" x 12"	Long Panel Part Number Glass Size: 39-3/8" x 10-7/8" Cutout Size: 40-3/8" x 11-7/8"	Retail Price (Short)	Retail Price (Long)
Single Strength Glass (SSB)	0240045	0240042	4.00	8.00
Double Strength Glass (DSB)	0240175	0240174	4.50	9.00
Insulated Glass	0240177	0240178	34.50	69.00
Clear Acrylic	0240207	1025134	21.50	49.50
Obscure DSB	0240043	0240044	18.00	34.50
Insulated Obscure	0240022	0240024	37.50	75.00
Frosted Glass	4146930	4146936	75.00	118.50
Insulated Frosted Glass	4146931	4146937	134.50	222.00
Rain Glass	4146932	4146938	84.50	94.50
Insulated Rain Glass	4146933	4146955	122.50	181.50
Seeded Glass	4146928	4146934	111.50	223.50
Insulated Seeded Glass	4146929	4146935	164.50	299.50

## Exterior Frames (Universal)

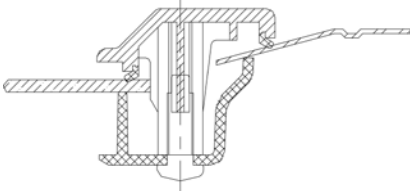
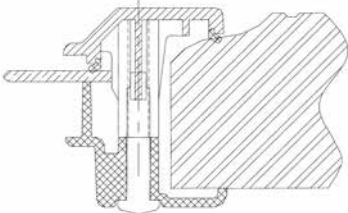
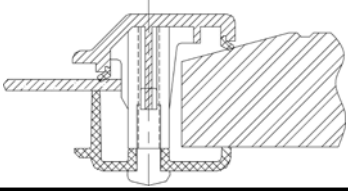
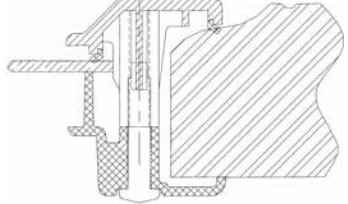
Color	Short Panel Part Number 21-1/2" x 14"	Long Panel Part Number 42-1/2" x 14"	Retail Price (Short)	Retail Price (Long)
<b>Classic™ Steel Garage Doors</b>				
Standard White	0641720	0641780	29.50	76.00
Glacier White	0646114	0646117	29.50	76.00
Almond	0641721	0641781	29.50	76.00
Sandtone	0641723	0641783	29.50	76.00
Gray	0641724	0641784	29.50	76.00
Hunter Green	0641725	0641785	29.50	76.00
Desert Tan	0640561	0640562	29.50	76.00

# WINDOWS

All parts are subject to a shipping fee – Parts that are up to and including 7' long have a shipping fee of \$25.00. Parts over 7' long have a shipping fee of \$150.00. Breakable items like glass will need to be shipped via freight, and will have an adder of \$150.00.

Color	Short Panel Part Number 21-1/2" x 14"	Long Panel Part Number 42-1/2" x 14"	Retail Price (Short)	Retail Price (Long)
Chocolate	0641728	0641786	29.50	76.00
Mocha Brown	0646115	0646118	29.50	76.00
Charcoal	0641352	0641353	29.50	76.00
Bronze	0241422	0241423	29.50	76.00
Cherry	0646092	0646094	29.50	76.00
Medium Oak	0646093	0646095	29.50	76.00
Walnut	0646116	0646119	29.50	76.00
Black	0241442	0241443	29.50	76.00

## Interior Retainers

Image <i>Frame and retainer are shown assembled for illustration purposes</i>	Color	Short Panel Part Number	Long Panel Part Number	Retail Price (Short)	Retail Price (Long)
<b>Classic™ Steel Value, Non-Insulated</b>					
Interior Retainer					
	White	0641993	0641765	13.50	14.00
<b>Classic™ Steel Value Plus, 1-5/16" Insulated</b>					
Interior Retainer					
	White	0641991	0641762	15.00	15.00
<b>Classic™ Steel Value Plus, 7/8" Insulated</b>					
Interior Retainer					
	White	0641992	0641764	13.50	14.00
<b>Classic™ Steel Premium, 1-3/8" Thick, 3-Layer Insulated – For use with DSB Glass or Acrylic</b>					
Interior Retainer					
	White	0641991	0641762	15.00	15.00

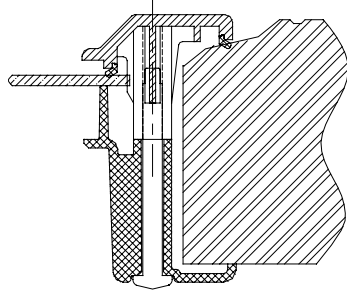


**All parts are subject to a shipping fee – Parts that are up to and including 7' long have a shipping fee of \$25.00. Parts over 7' long have a shipping fee of \$150.00. Breakable items like glass will need to be shipped via freight, and will have an adder of \$150.00.**

Image <i>Frame and retainer are shown assembled for illustration purposes</i>	Color	Short Panel Part Number	Long Panel Part Number	Retail Price (Short)	Retail Price (Long)
--	-------	-------------------------	------------------------	----------------------	---------------------

**Classic™ Steel Premium, 2" Thick, 3-Layer Insulated – For use with DSB Glass or Acrylic**

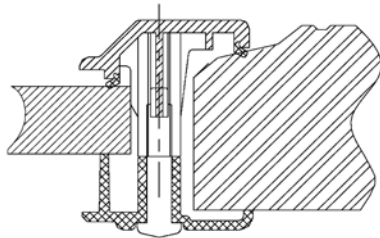
Interior Retainer



White	0641990	0641760	13.50	16.00
-------	---------	---------	-------	-------

**Classic™ Steel Premium, 1-3/8" Thick, 3-Layer Insulated – For use with Insulated Glass**

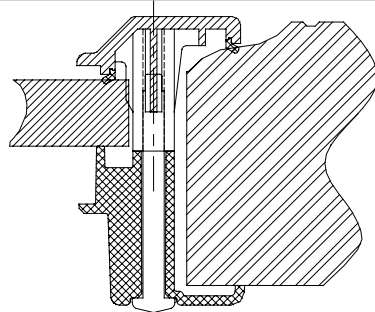
Interior Retainer



White	0641757	0641763	13.50	14.00
-------	---------	---------	-------	-------

**Classic™ Steel Premium, 2" Thick, 3-Layer Insulated – For use with Insulated Glass**

Interior Retainer



White	0641994	0641761	9.00	15.00
-------	---------	---------	------	-------








## Decorative Insert Series

Window inserts are available in colors listed below to match Clopay Classic™ Steel garage doors.



Clopay's UV-protected cellular plastic insert designs snap into either the inside or outside of the window frame for easy cleaning or to change designs.

## Short Panel Designs

  <b>501 Sunset (2 pieces)</b>			   <b>502 Sunset (3 pieces)</b>		    <b>503 Sunset (4 pieces)</b>	
Color	Part Number	Retail Price	Part Number	Retail Price	Part Number	Retail Price
Standard White	1360011	46.50	1029074	69.50	1360010	93.00
Glacier White	0247256	46.50	0247250	69.50	0247258	93.00
Almond	1360015	46.50	1029078	69.50	1360016	93.00
Desert Tan	0240756	46.50	0240757	69.50	0240758	93.00
Sandtone	1360022	46.50	1029076	69.50	1360024	93.00
Bronze	0241433	46.50	0241434	69.50	0241435	93.00
Chocolate	0240626	46.50	0240751	69.50	0240636	93.00
Mocha Brown	0247257	46.50	0247251	69.50	0247259	93.00
Charcoal	0241021	46.50	0241022	69.50	0241023	93.00

# WINDOWS

All parts are subject to a shipping fee – Parts that are up to and including 7' long have a shipping fee of \$25.00.  
Parts over 7' long have a shipping fee of \$150.00. Breakable items like glass will need to be shipped via freight, and will have an adder of \$150.00.

## Short Panel Designs



**501 Sunset (2 pieces)**

Color	Part Number	Retail Price	Part Number	Retail Price	Part Number	Retail Price
Black	0247092	46.50	0247093	69.50	0247094	93.00
Hunter Green	0240624	46.50	0240744	69.50	0240634	93.00
Gray	0240625	46.50	0240749	69.50	0240635	93.00



**502 Sunset (3 pieces)**



**503 Sunset (4 pieces)**



**504 Sunset (7 pieces)**

Color	Part Number	Retail Price
Standard White	1360014	162.50
Glacier White	0247254	162.50
Almond	1360017	162.50
Desert Tan	0240759	162.50
Sandtone	1360028	162.50
Bronze	0241436	162.50
Chocolate	0240656	162.50
Mocha Brown	0247255	162.50
Charcoal	0241024	162.50
Black	0247095	162.50
Hunter Green	0240654	162.50
Gray	0240655	162.50



**505 Sunset (8 pieces)**

Color	Part Number	Retail Price
Standard White	1360009	186.00
Glacier White	0247260	186.00
Almond	1360018	186.00
Desert Tan	0240761	186.00
Sandtone	1360026	186.00
Bronze	0241437	186.00
Chocolate	0240646	186.00
Mocha Brown	0247261	186.00
Charcoal	0241025	186.00
Black	0247096	186.00
Hunter Green	0240644	186.00
Gray	0240645	186.00



**506 Sunset (5 pieces)**




Color	Part Number	Retail Price
Standard White	1360029	116.00
Glacier White	0247252	116.00
Almond	1360032	116.00
Desert Tan	0240762	116.00
Sandtone	1360030	116.00
Bronze	0241438	116.00
Chocolate	0242666	116.00
Mocha Brown	0247253	116.00
Charcoal	0241026	116.00
Black	0247097	116.00
Hunter Green	0240664	116.00
Gray	0240665	116.00




All parts are subject to a shipping fee – Parts that are up to and including 7' long have a shipping fee of \$25.00. Parts over 7' long have a shipping fee of \$150.00. Breakable items like glass will need to be shipped via freight, and will have an adder of \$150.00.

## Short Panel Designs

					
508 Charleston (1 piece)		509 Colonial (1 piece)		510 Prairie (1 piece)	
Color	Part Number	Part Number	Part Number	Part Number	Retail Price
Standard White	0240480	0240612	0242780	23.00	
Glacier White	0247240	0247168	0247236	23.00	
Almond	0240482	0240710	0242730	23.00	
Desert Tan	0240764	0240765	0240766	23.00	
Sandtone	0240483	0240613	0242770	23.00	
Bronze	0241425	0241426	0241427	23.00	
Chocolate	0242731	0242451	0242788	23.00	
Mocha Brown	0247241	0247169	0247237	23.00	
Charcoal	0241027	0241028	0241029	23.00	
Black	0247099	0247100	0247101	23.00	
Hunter Green	0240484	0240614	0242760	23.00	
Gray	0240495	0240615	0242750	23.00	
Medium Finish	0247025	0247027	0247029	23.00	
Cherry Finish	0247024	0247026	0247028	23.00	
Walnut Finish	0247167	0247170	0247171	23.00	

## Long Panel Designs

						
601 Sunset (1 piece)			603 Sunset (2 piece)		605 Sunset (4 piece)	
Color	Part Number	Retail Price	Part Number	Retail Price	Part Number	Retail Price
Standard White	0242550	51.00	0242491	102.00	0242610	204.00
Glacier White	0247248	51.00	0247264	102.00	0247262	204.00
Almond	0242570	51.00	0242511	102.00	0242630	204.00
Desert Tan	0240767	51.00	0240768	102.00	0240769	204.00
Sandtone	0242580	51.00	0242521	102.00	0242640	204.00
Bronze	0241439	51.00	0241440	102.00	0241441	204.00
Chocolate	1360062	51.00	1360061	102.00	0242631	204.00
Mocha Brown	0247249	51.00	0247265	102.00	0247263	204.00
Charcoal	0241030	51.00	0241041	102.00	0241042	204.00
Black	0247102	51.00	0247103	102.00	0247104	204.00
Hunter Green	0242590	51.00	0242531	102.00	0242650	204.00
Gray	0242600	51.00	0242541	102.00	0242660	204.00

					
608 Charleston (1 piece)		610 Prairie (1 piece)		611 Madison (1 piece)	
Color	Part Number	Part Number	Part Number	Part Number	Retail Price
Standard White	0242370	0242840	0240681	51.00	
Glacier White	0247244	0247238	0247175	51.00	
Almond	0242390	0242790	0240682	51.00	
Desert Tan	0240772	0240774	0240687	51.00	
Sandtone	0242400	0242830	0240683	51.00	
Bronze	0241429	0241431	0241432	51.00	
Chocolate	1360067	0242848	0240684	51.00	
Mocha Brown	0247245	0247239	0247176	51.00	
Charcoal	0241033	0241034	0241035	51.00	
Black	0247106	0247107	0247108	51.00	
Hunter Green	0242410	0242820	0240685	51.00	
Gray	0242420	0242810	0240686	51.00	
Medium Finish	0247033	0247037	0247039	51.00	
Cherry Finish	0247032	0247036	0247038	51.00	
Walnut Finish	0247173	0247174	0247177	51.00	

# WINDOWS

All parts are subject to a shipping fee – Parts that are up to and including 7' long have a shipping fee of \$25.00.  
Parts over 7' long have a shipping fee of \$150.00. Breakable items like glass will need to be shipped via freight, and will have an adder of \$150.00.

## Long Panel Designs



613 Madison Arch (2 pieces)



612 Stockton (1 piece)

Color	Part Number	Retail Price	Part Number	Retail Price
Standard White	0247046	102.00	0247054	51.00
Glacier White	0247181	102.00	0247178	51.00
Almond	0247047	102.00	0247055	51.00
Desert Tan	0247049	102.00	0247057	51.00
Sandtone	0247048	102.00	0247056	51.00
Bronze	0247053	102.00	0247061	51.00
Chocolate	0247050	102.00	0247058	51.00
Mocha Brown	0247182	102.00	0247179	51.00
Charcoal	0241043	102.00	0241036	51.00
Black	0247110	102.00	0247109	51.00
Hunter Green	0247051	102.00	0247059	51.00
Gray	0247052	102.00	0247060	51.00
Medium Finish	0247066	102.00	0247063	51.00
Cherry Finish	0247064	102.00	0247062	51.00
Walnut Finish	0247183	102.00	0271780	51.00

## Architectural Series Glazing Materials

Type	Short Panel Part Number <i>Glass Size: 17-5/8" x 14-1/16"</i> <i>Cutout Size: 18-5/8" x 15-1/16"</i>	Long Panel Part Number <i>Glass Size: 40-1/8" x 14-1/16"</i> <i>Cutout Size: 41-1/8" x 15-1/16"</i>	Retail Price (Short)	Retail Price (Long)
<b>Short &amp; Long Panel Glass</b>				
Double Strength Glass (DSB)	0244090	0244070	9.00	19.50
Insulated	4118664	4118662	35.50	63.50
Tempered	4146695	4146696	20.89	46.11
Insulated Tempered	4146697	4146698	83.89	127.98
Obscure DSB	0244100	0244080	25.00	57.00
Obscure Tempered	4146939	4146947	84.50	188.00
Obscure Insulated	4118665	4118663	52.00	100.00
Obscure Insulated Tempered	4146940	4146948	128.50	282.50
Frosted Glass	4146900	4146906	107.00	164.00
Frosted Tempered	4146941	4146949	89.53	101.89
Frosted Insulated	4146901	4146907	202.00	298.50
Frosted Insulated Tempered	4146942	4146950	246.00	303.00
Narrow Reed	4146943	4146951	112.50	172.00
Narrow Reed Tempered	4146945	4146953	122.50	188.50
Narrow Reed Insulated	4146944	4146952	162.50	260.50
Narrow Reed Insulated Tempered	4146946	4146954	198.50	281.00
Seeded Glass	4146898	4146904	134.00	312.50
Seeded Insulated	4146899	4146905	203.50	369.00
Rain Glass	4146902	4146908	84.50	132.00
Rain Insulated	4146903	4146909	165.00	255.50

Type	Part Number <i>Glass Size: 40-1/8" x 14-1/16"</i>	Retail Price
<b>ARCH1 &amp; ARCH3 Glass</b>		
DSB	0244130	23.00
Insulated	4118659	65.00
Obscure LH	0244140	67.50
Obscure RH	0244141	67.50
Obscure Insulated LH	4118661	90.00
Obscure Insulated RH	4118660	90.00
Seeded LH	4146910	324.50
Seeded RH	4146911	324.50
Seeded Insulated LH	4146913	376.50
Seeded Insulated RH	4146912	376.50

**All parts are subject to a shipping fee – Parts that are up to and including 7' long have a shipping fee of \$25.00. Parts over 7' long have a shipping fee of \$150.00. Breakable items like glass will need to be shipped via freight, and will have an adder of \$150.00.**

Type	Part Number <i>Glass Size: 40-1/8" x 14-1/16"</i>	Retail Price
<b>ARCH1 &amp; ARCH3 Glass</b>		
Frosted LH	4146914	186.50
Frosted RH	4146915	186.50
Frosted Insulated LH	4146917	238.00
Frosted Insulated RH	4146916	238.00
Rain LH	4146919	158.50
Rain RH	4146918	158.50
Rain Insulated LH	4146921	256.50
Rain Insulated RH	4146920	256.50
<b>ARCH2 Glass</b>		
DSB	0244110	23.00
Insulated	4118666	65.00
Obscure	0244120	67.50
Obscure Insulated	4118667	90.00
Seeded	4146922	324.50
Seeded Insulated	4146923	376.50
Frosted	4146924	186.50
Frosted Insulated	4146925	238.00
Rain	4146926	158.50
Rain Insulated	4146927	256.50

*Note: LH and RH refers to which side the glass is on when you are inside the garage looking out.*

## Architectural Series Exterior Frames

### New and Improved Designs Introduced After May 2018

Color	Short Panel Part Number <i>19-1/2" x 16"</i>	Long Panel Part Number <i>42" x 16"</i>	Retail Price (Short)	Retail Price (Long)
<b>Short &amp; Long Panel Frames</b>				
Standard White	0241716	0241731	32.50	52.50
Glacier White	0241727	0241742	32.50	52.50
Almond	0241717	0241732	32.50	52.50
Sandtone	0241718	0241733	32.50	52.50
Gray	0241721	0241736	32.50	52.50
Hunter Green	0241720	0241735	32.50	52.50
Desert Tan	0241722	0241737	32.50	52.50
Chocolate	0241719	0241734	32.50	52.50
Mocha Brown	0241730	0241745	32.50	52.50
Bronze	0241729	0241744	32.50	52.50
Cherry	0241726	0241741	32.50	52.50
Medium Oak	0241723	0241738	32.50	52.50
Dark Oak	0241724	0241739	32.50	52.50
Walnut	0241725	0241740	32.50	52.50
Slate	0242995	0242996	32.50	52.50
Charcoal	0641354	0641355	32.50	52.50
Black	0241728	0241743	32.50	52.50

Color	Long Panel Part Number <i>42" x 16"</i>	Retail Price
<b>ARCH1 &amp; ARCH3 Frames</b>		
Standard White LH	0241762	60.00
Standard White RH	0241761	60.00
Glacier White LH	0241784	60.00
Glacier White RH	0241783	60.00
Almond LH	0241764	60.00
Almond RH	0241763	60.00
Sandtone LH	0241766	60.00
Sandtone RH	0241765	60.00
Gray LH	0241772	60.00
Gray RH	0241771	60.00

# WINDOWS

All parts are subject to a shipping fee – Parts that are up to and including 7' long have a shipping fee of \$25.00. Parts over 7' long have a shipping fee of \$150.00. Breakable items like glass will need to be shipped via freight, and will have an adder of \$150.00.

Color	Long Panel Part Number 42" x 16"	Retail Price
<b>ARCH1 &amp; ARCH3 Frames</b>		
Hunter Green LH	0241770	60.00
Hunter Green RH	0241769	60.00
Desert Tan LH	0241774	60.00
Desert Tan RH	0241773	60.00
Chocolate LH	0241768	60.00
Chocolate RH	0241767	60.00
Mocha Brown LH	0241790	60.00
Mocha Brown RH	0241789	60.00
Bronze LH	0241788	60.00
Bronze RH	0241787	60.00
Cherry LH	0241782	60.00
Cherry RH	0241781	60.00
Medium Oak LH	0241776	60.00
Medium Oak RH	0241775	60.00
Dark Oak LH	0241778	60.00
Dark Oak RH	0241777	60.00
Walnut LH	0241780	60.00
Walnut RH	0241779	60.00
Slate LH	0242997	60.00
Slate RH	0242998	60.00
Charcoal LH	0641356	60.00
Charcoal RH	0641357	60.00
Black LH	0241786	60.00
Black RH	0241785	60.00
<b>ARCH2 Frames</b>		
Standard White	0241746	60.00
Glacier White	0241757	60.00
Almond	0241747	60.00
Sandtone	0241748	60.00
Gray	0241751	60.00
Hunter Green	0241750	60.00
Desert Tan	0241752	60.00
Chocolate	0241749	60.00
Mocha Brown	0241760	60.00
Bronze	0241759	60.00
Cherry	0241756	60.00
Medium Oak	0241753	60.00
Dark Oak	0241754	60.00
Walnut	0241755	60.00
Slate	0242999	60.00
Charcoal	0641358	60.00
Black	0241758	60.00

## Architectural Series Interior Retainers (with Screws)

### New and Improved Designs Introduced After May 2018

Description	Color	Short Panel Part Number	Long Panel Part Number	Retail Price (Short)	Retail Price (Long)
<b>Short &amp; Long Panel Retainers</b>					
1-Layer Non-Insulated	White	0646171	0646170	27.50	46.50
3-Layer 1-3/8" Insulated – For use with Non-Insulated Glass and Acrylic	White	0646176	0646175	32.00	51.50
3-Layer 1-3/8" Insulated – For use with Insulated glass	White	0646181	0646180	26.50	41.00
3-Layer 2" Insulated – For use with Non-Insulated Glass and Acrylic	White	0646186	0646185	51.50	81.50
3-Layer 2" Insulated – For use with Insulated Glass	White	0646191	0646190	38.00	69.50

**All parts are subject to a shipping fee – Parts that are up to and including 7' long have a shipping fee of \$25.00. Parts over 7' long have a shipping fee of \$150.00. Breakable items like glass will need to be shipped via freight, and will have an adder of \$150.00.**

Description	Side <i>Inside looking out</i>	Long Panel Part Number <i>42" x 16"</i>	Retail Price
<b>ARCH1 &amp; ARCH3 Retainers</b>			
1-Layer Non-Insulated	LH	0646173	53.50
	RH	0646174	53.50
3-Layer 1-3/8" Insulated – For use with Non-Insulated Glass and Acrylic	LH	0646179	60.50
	RH	0646178	60.50
3-Layer 1-3/8" Insulated – For use with Insulated Glass	LH	0646183	55.50
	RH	0646184	55.50
3-Layer 2" Insulated – For use with Non-Insulated Glass and Acrylic	LH	0646188	94.00
	RH	0646189	94.00
3-Layer 2" Insulated – For use with Insulated Glass	LH	0646193	71.50
	RH	0646194	71.50

Description	Long Panel Part Number <i>42" x 16"</i>	Retail Price
<b>ARCH2 Retainers</b>		
1-Layer Non-Insulated	0646172	53.50
3-Layer 1-3/8" Insulated – For use with Non-Insulated Glass and Acrylic	0646177	60.50
3-Layer 1-3/8" Insulated – For use with Insulated Glass	0646182	55.50
3-Layer 2" Insulated – For use with Non-Insulated Glass and Acrylic	0646187	94.00
3-Layer 2" Insulated – For use with Insulated Glass	0646192	71.50

## Architectural Series Windows for Classic™ Steel Premium, Gallery® Steel and Modern Steel™

### New and Improved Designs Introduced After May 2018

For Gallery® Steel and Modern Steel™ doors with our durable, maintenance-free Ultra-Grain® simulated wood paint finish, window frames and grilles will be a solid color, but coordinated to the grain.

Window grille inserts are available in colors listed below to match Clopay Gallery® Steel garage doors.

Window inserts are shown as installed in the frame for illustration purposes only. Please refer to the "Frames and Retainers" section for window frames.





### Short Panel Designs





 <b>REC12 (1 piece)</b>			 <b>SQ22 (1 piece)</b>		
Color	Part Number	Retail Price	Part Number	Retail Price	
Standard White	0247497	18.50	0247482	23.00	
Glacier White	0247510	18.50	0247495	23.00	
Almond	0247499	18.50	0247484	23.00	
Sandtone	0247498	18.50	0247483	23.00	
Gray	0247502	18.50	0247487	23.00	
Hunter Green	0247501	18.50	0247486	23.00	
Desert Tan	0247505	18.50	0247490	23.00	
Chocolate	0247500	18.50	0247485	23.00	
Mocha Brown	0247511	18.50	0247496	23.00	
Bronze	0247509	18.50	0247494	23.00	
Cherry	0247507	18.50	0247492	23.00	
Medium Finish	0247503	18.50	0247488	23.00	
Dark Finish	0247504	18.50	0247489	23.00	
Walnut Finish	0247506	18.50	0247491	23.00	
Slate	0247387	18.50	0247386	23.00	
Charcoal	4150129	18.50	4150128	23.00	
Black	0247508	18.50	0247493	23.00	

# WINDOWS

All parts are subject to a shipping fee – Parts that are up to and including 7' long have a shipping fee of \$25.00.  
Parts over 7' long have a shipping fee of \$150.00. Breakable items like glass will need to be shipped via freight, and will have an adder of \$150.00.

## Long Panel Designs

		<b>NOTE - When ordering Vertical Grille on ARCH1 parts: Order parts according to the <u>INSIDE LOOKING OUT VIEW</u></b>			
		<b>Image: LH (Outside View)</b>	<b>Image: RH (Outside View)</b>	<b>Image: LH (Outside View)</b>	<b>Image: RH (Outside View)</b>
					
		<b>REC14 (1 piece)</b>	<b>SQ24 (1 piece)</b>	<b>Vertical Grille on ARCH1 Order: RH (Inside View) (1 piece of 2 panel design)</b>	<b>Vertical Grille on ARCH1 Order: LH (Inside View) (1 piece of 2 panel design)</b>
Color	Part Number	Part Number	Part Number	Part Number	Retail Price
Standard White	0247512	0247527	0247452	0247437	47.00
Glacier White	0247525	0247540	0247465	0247450	47.00
Almond	0247514	0247529	0247453	0247438	47.00
Sandtone	0247513	0247528	0247454	0247439	47.00
Gray	0247517	0247532	0247458	0247443	47.00
Hunter Green	0247516	0247531	0247457	0247442	47.00
Desert Tan	0247520	0247535	0247455	0247440	47.00
Chocolate	0247515	0247530	0247456	0247441	47.00
Mocha Brown	0247526	0247541	0247466	0247451	47.00
Bronze	0247524	0247539	0247464	0247449	47.00
Cherry	0247522	0247537	0247462	0247447	47.00
Medium Finish	0247518	0247533	0247459	0247444	47.00
Dark Finish	0247519	0247534	0247460	0247445	47.00
Walnut Finish	0247521	0247536	0247461	0247446	47.00
Slate	0247388	0247389	0247394	0247393	47.00
Charcoal	4150130	4150131	4150136	4150135	47.00
Black	0247523	0247538	0247463	0247448	47.00

		<b>NOTE - When ordering Grille on ARCH1 parts: Order parts according to the <u>INSIDE LOOKING OUT VIEW</u></b>			
		<b>Image: LH (Outside View)</b>	<b>Image: RH (Outside View)</b>	<b>Image: LH (Outside View)</b>	<b>Image: RH (Outside View)</b>
					
		<b>Grille on ARCH1 Order: RH (Inside View) (1 piece of 2 panel design)</b>	<b>Grille on ARCH1 Order: LH (Inside View) (1 piece of 2 panel design)</b>	<b>Vertical Grille on ARCH2 (1 piece)</b>	<b>Grille on ARCH2 (1 piece)</b>
Color	Part Number	Part Number	Part Number	Part Number	Retail Price
Standard White	0247407	0247542	0247467	0247422	47.00
Glacier White	0247420	0247405	0247480	0247435	47.00
Almond	0247409	0247544	0247468	0247424	47.00
Sandtone	0247408	0247543	0247469	0247423	47.00
Gray	0247412	0247397	0247473	0247427	47.00
Hunter Green	0247411	0247396	0247472	0247426	47.00
Desert Tan	0247415	0247400	0247470	0247430	47.00
Chocolate	0247410	0247545	0247471	0247425	47.00
Mocha Brown	0247421	0247406	0247481	0247436	47.00
Bronze	0247419	0247404	0247479	0247434	47.00
Cherry	0247417	0247402	0247477	0247432	47.00
Medium Finish	0247413	0247398	0247474	0247428	47.00
Dark Finish	0247414	0247399	0247475	0247429	47.00
Walnut Finish	0247416	0247401	0247476	0247431	47.00
Slate	0247391	0247390	0247395	0247392	47.00
Charcoal	4150133	4150132	4150137	4150134	47.00
Black	0247418	0247403	0247478	0247433	47.00



All parts are subject to a shipping fee – Parts that are up to and including 7' long have a shipping fee of \$25.00.  
Parts over 7' long have a shipping fee of \$150.00. Breakable items like glass will need to be shipped via freight, and will have an adder of \$150.00.

## Architectural Series (Glass) Windows

Also available for Gallery® Steel and Modern Steel™ Garage Doors  
DSB glass is tempered. Insulated glass is tempered on the camed side only.



**Kristin®**  
(Short Panel –  
17-5/8" x 14-1/16")



**Trenton®**  
(Short Panel –  
17-5/8" x 14-1/16")




**Clayton™**  
(Short Panel –  
17-5/8" x 14-1/16")

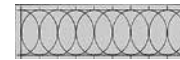
Description	Part Number	Part Number	Part Number	Retail Price
DSB	4122240	4122256	4127933	225.00
Insulated	4122244	4122260	4127934	300.00



**Kristin®**  
(Long Panel –  
40-1/8" x 14-1/16")



**Trenton®**  
(Long Panel –  
40-1/8" x 14-1/16")



**Clayton™**  
(Long Panel –  
40-1/8" x 14-1/16")

Description	Part Number	Part Number	Part Number	Retail Price
DSB	4122241	4122257	4127935	375.00
Insulated	4122245	4122261	4127936	450.00

## Architectural Series (Acrylic) Windows

Also available for Gallery® Steel and Modern Steel™ Garage Doors



Description	Part Number	Retail Price
Short	0242990	178.50



Description	Part Number	Retail Price
Long	0242992	375.00



Description	Part Number	Retail Price
ARCH	0242994	375.00

## Canyon Ridge® Carriage House Glazing Materials

REC and SQ Window Options — Available on Design 11, 12, 13, 21, 22 and 23

Door & Glass Size	Type	Part Number	Retail Price
<b>6'2"</b> Nominal Window Size: 24" Glass Size: 25-1/64" x 15-23/64"	DSB	4122077	18.50
	Insulated	4122129	72.50
	Obscure	4122091	35.00
	Insulated Obscure	4122141	87.00
	Seeded	4122111	174.00
	Insulated Seeded	4122159	224.00
	Frosted	4146748	107.00
	Insulated Frosted	4146751	225.00
	Rain	4146784	84.50
	Insulated Rain	4146787	202.50
<b>8'0", 12'0", 12'2", 16'0", 16'2"</b> Nominal Window Size: 35" Glass Size: 36-1/64" x 15-23/64"	DSB	4122080	19.50
	Insulated	4122132	78.00
	Obscure	4122094	65.50
	Insulated Obscure	4122144	131.50
	Seeded	4122114	256.50
	Insulated Seeded	4122162	348.50
	Frosted	4146766	150.50
	Insulated Frosted	4146769	316.50
	Rain	4146802	119.00
Insulated Rain	4146805	285.00	

# WINDOWS

All parts are subject to a shipping fee – Parts that are up to and including 7' long have a shipping fee of \$25.00.  
Parts over 7' long have a shipping fee of \$150.00. Breakable items like glass will need to be shipped via freight, and will have an adder of \$150.00.

## REC and SQ Window Options – Available on Design 11, 12, 13, 21, 22 and 23

Door & Glass Size	Type	Part Number	Retail Price
<b>9'0", 13'6", 18'0", 18'2"</b> Nominal Window Size: 41" Glass Size: 42-1/64" x 15-23/24"	DSB	4122081	18.00
	Insulated	4122133	85.50
	Obscure	4122095	69.00
	Insulated Obscure	4122145	134.00
	Seeded	4122115	248.50
	Insulated Seeded	4122163	355.00
	Frosted	4146772	174.00
	Insulated Frosted	4146775	412.00
	Rain	4146808	138.00
	Insulated Rain	4146811	330.00
<b>10'0", 10'2", 20'0", 20'2"</b> Nominal Window Size: 47" Glass Size: 48-1/64" x 15-23/24"	DSB	4122082	22.50
	Insulated	4122134	94.50
	Obscure	4122096	57.50
	Insulated Obscure	4122146	145.50
	Seeded	4122116	385.50
	Insulated Seeded	4122164	355.00
	Frosted	4146778	198.00
	Insulated Frosted	4146781	416.50
	Rain	4146814	156.50
	Insulated Rain	4146817	375.00
<b>15'0", 15'2"</b> Nominal Window Size: 32" Glass Size: 33-1/64" x 15-23/24"	DSB	4122078	20.00
	Insulated	4122130	73.50
	Obscure	4122092	55.50
	Insulated Obscure	4122142	111.00
	Seeded	4122112	173.00
	Insulated Seeded	4122160	251.00
	Frosted	4146754	134.50
	Insulated Frosted	4146757	283.00
	Rain	4146790	107.00
	Insulated Rain	4146793	255.00
<b>15'6", 15'8"</b> Nominal Window Size: 33.5" Glass Size: 34-33/64" x 15-23/24"	DSB	4122079	20.00
	Insulated	4122131	74.00
	Obscure	4122093	59.50
	Insulated Obscure	4122143	123.00
	Seeded	4122113	174.00
	Insulated Seeded	4122161	230.50
	Frosted	4146760	142.50
	Insulated Frosted	4146763	299.50
	Rain	4146796	113.00
	Insulated Rain	4146799	270.00

## Canyon Ridge® Carriage House Interior Retainers

### REC and SQ Window Options – Available on Design 11, 12, 13, 21, 22 and 23

Door Width	No Cladding Non Insulated Glass		No Cladding Insulated Glass		Cladding Non Insulated Glass		Cladding Insulated Glass	
	Part Number	Retail Price	Part Number	Retail Price	Part Number	Retail Price	Part Number	Retail Price
<b>6'2"</b> Nominal Window Size: 24"	4121999	64.50	4122018	62.50	4121941	51.00	4121959	51.00
<b>8'0", 12'0", 12'2", 16'0", 16'2"</b> Nominal Window Size: 35"	4122003	84.50	4122021	71.00	4121944	59.50	4121962	49.50
<b>9'0", 13'6", 18'0", 18'2"</b> Nominal Window Size: 41"	4122004	78.50	4122022	76.50	4121945	64.00	4121963	62.50

All parts are subject to a shipping fee – Parts that are up to and including 7' long have a shipping fee of \$25.00. Parts over 7' long have a shipping fee of \$150.00. Breakable items like glass will need to be shipped via freight, and will have an adder of \$150.00.

## REC and SQ Window Options — Available on Design 11, 12, 13, 21, 22 and 23

Door Width	No Cladding Non Insulated Glass		No Cladding Insulated Glass		Cladding Non Insulated Glass		Cladding Insulated Glass	
	Part Number	Retail Price	Part Number	Retail Price	Part Number	Retail Price	Part Number	Retail Price
<b>10'0", 10'2", 20'0", 20'2"</b> <i>Nominal Window Size: 47"</i>	4122005	84.50	4122023	83.00	4121946	67.00	4121964	67.00
<b>15'0", 15'2"</b> <i>Nominal Window Size: 32"</i>	4122000	68.00	4122019	69.00	4121942	48.00	4121960	57.50
<b>15'6", 15'8"</b> <i>Nominal Window Size: 33.5"</i>	4122002	73.00	4122020	67.00	4121943	58.50	4121961	55.50

## Canyon Ridge® Carriage House Grilles

Grilles fit all size windows for REC and SQ options. When replacing grilles, be sure to order the appropriate amount of grille clips.

## REC and SQ Window Options — Available on Design 11, 12, 13, 21, 22 and 23

### Grille Clips



Color	Part Number	Retail Price
Brown	4125177	0.50

Note: SQ24 and ARCH4 – 5 per window.  
SQ23 and ARCH3 – 4 per window.  
REC14 – 6 per window (2 for each stick).  
REC13 – 4 per window (2 for each stick).

### REC Grille Sticks



**REC13**

2 per window



**REC14**

3 per window

Color	Part Number	Retail Price
No Finish	4122036	57.00
Medium Finish	4124885	66.00
Dark Finish	4124886	66.00
Walnut Finish	4135149	66.00
White	4124884	66.00

Note: Requires 2 grille clips per stick.

## REC and SQ Window Options — Available on Design 11, 12, 13, 21, 22 and 23

### SQ Grilles



**SQ23**



**SQ24**



Door Width	Color	Part Number	Retail Price	Part Number	Retail Price
<b>6'2"</b> <i>Nominal Window Size: 24"</i>	No Finish	4122039	318.00	4122057	340.50
	Medium Finish	4124893	340.50	4124911	363.00
	Dark Finish	4124899	340.50	4124917	363.00
	Walnut Finish	4135150	340.50	4135156	363.00
	White	4124887	340.50	4124905	363.00
<b>8'0", 12'0", 12'2", 16'0", 16'2"</b> <i>Nominal Window Size: 35"</i>	No Finish	4122042	231.00	4122060	271.50
	Medium Finish	4124896	253.50	4124914	294.00
	Dark Finish	4124902	253.50	4124920	294.00
	Walnut Finish	4135153	253.50	4135159	294.00
	White	4124890	253.50	4124908	294.00
<b>9'0", 13'6", 18'0", 18'2"</b> <i>Nominal Window Size: 41"</i>	No Finish	4122043	241.50	4122061	282.00
	Medium Finish	4124897	264.00	4124915	304.50
	Dark Finish	4124903	264.00	4124921	304.50
	Walnut Finish	4135154	264.00	4135160	304.50
	White	4124891	264.00	4124909	304.50
<b>10'0", 10'2", 20'0", 20'2"</b> <i>Nominal Window Size: 47"</i>	No Finish	4122044	250.50	4122062	291.00
	Medium Finish	4124898	273.00	4124916	313.50
	Dark Finish	4124904	273.00	4124922	313.50
	Walnut Finish	4135155	273.00	4135161	313.50
	White	4124892	273.00	4124910	313.50

# WINDOWS

All parts are subject to a shipping fee – Parts that are up to and including 7' long have a shipping fee of \$25.00.  
Parts over 7' long have a shipping fee of \$150.00. Breakable items like glass will need to be shipped via freight, and will have an adder of \$150.00.

## REC and SQ Window Options — Available on Design 11, 12, 13, 21, 22 and 23

### SQ Grilles

					
		SQ23		SQ24	
Door Width	Color	Part Number	Retail Price	Part Number	Retail Price
<b>15'0", 15'2"</b> <i>Nominal Window Size: 32"</i>	No Finish	4122040	303.00	4122058	340.50
	Medium Finish	4124894	340.50	4124912	363.00
	Dark Finish	4124900	340.50	4124918	363.00
	Walnut Finish	4135151	340.50	4135157	363.00
	White	4124888	340.50	4124906	363.00
<b>15'6", 15'8"</b> <i>Nominal Window Size: 33.5"</i>	No Finish	4122041	306.00	4122059	343.50
	Medium Finish	4124895	343.50	4124913	366.00
	Dark Finish	4124901	343.50	4124919	366.00
	Walnut Finish	4135152	343.50	4135158	366.00
	White	4124889	343.50	4124907	366.00

## Canyon Ridge® Carriage House Glazing Materials

### ARCH Window Options — Available on Design 11, 12, 13, 21, 22 and 23

Door & Glass Size	Type	ARCH LH <i>(Inside Looking Out)</i> Part Number	ARCH RH <i>(Inside Looking Out)</i> Part Number	Retail Price
<b>6'2"</b> <i>Nominal Window Size: 24"</i> <i>Glass Size: 25-1/64" x 15-23/64"</i>	DSB	4122083	4122083	27.50
	Insulated	4122135	4122135	99.00
	Obscure	4122097	4122103	58.00
	Insulated Obscure	4122147	4122153	122.00
	Seeded	4122117	4122123	183.50
	Insulated Seeded	4122165	4122171	247.00
	Frosted	4146749	4146750	143.50
	Insulated Frosted	4146752	4146753	253.00
	Rain	4146785	4146786	107.50
	Insulated Rain	4146788	4146789	251.00
<b>8'0", 12'0", 12'2", 16'0", 16'2"</b> <i>Nominal Window Size: 35"</i> <i>Glass Size: 36-1/64" x 15-23/64"</i>	DSB	4122086	4122086	30.00
	Insulated	4122138	4122138	110.50
	Obscure	4122100	4122106	78.00
	Insulated Obscure	4122150	4122156	162.00
	Seeded	4122120	4122126	256.50
	Insulated Seeded	4122168	4122174	361.00
	Frosted	4146767	4146768	185.00
	Insulated Frosted	4146770	4146771	387.50
	Rain	4146803	4146804	149.50
	Insulated Rain	4146806	4146807	352.00
<b>9'0", 13'6", 18'0", 18'2"</b> <i>Nominal Window Size: 41"</i> <i>Glass Size: 42-1/64" x 15-23/64"</i>	DSB	4122087	4122087	31.50
	Insulated	4122139	4122139	118.00
	Obscure	4122101	4122107	71.00
	Insulated Obscure	4122151	4122157	236.00
	Seeded	4122121	4122127	215.00
	Insulated Seeded	4122169	4122175	366.50
	Frosted	4146773	4146774	211.50
	Insulated Frosted	4146776	4146777	443.50
	Rain	4146809	4146810	171.00
	Insulated Rain	4146812	4146813	403.00

All parts are subject to a shipping fee – Parts that are up to and including 7' long have a shipping fee of \$25.00. Parts over 7' long have a shipping fee of \$150.00. Breakable items like glass will need to be shipped via freight, and will have an adder of \$150.00.

## ARCH Window Options — Available on Design 11, 12, 13, 21, 22 and 23

Door & Glass Size	Type	ARCH LH (Inside Looking Out) Part Number	ARCH RH (Inside Looking Out) Part Number	Retail Price
<b>10'0", 10'2", 20'0", 20'2"</b> Nominal Window Size: 47" Glass Size: 48-1/64" x 15-23/24"	DSB	4122088	4122088	36.50
	Insulated	4122140	4122140	132.50
	Obscure	4122102	4122106	78.00
	Insulated Obscure	4122152	4122158	160.00
	Seeded	4122122	4122128	361.50
	Insulated Seeded	4122170	4122176	444.50
	Frosted	4146779	4146780	238.50
	Insulated Frosted	4146782	4146783	500.00
	Rain	4146815	4146816	192.00
Insulated Rain	4146818	4146819	453.50	
<b>15'0", 15'2"</b> Nominal Window Size: 32" Glass Size: 33-1/64" x 15-23/24"	DSB	4122084	4122084	30.00
	Insulated	4122136	4122136	105.50
	Obscure	4122098	4122104	66.50
	Insulated Obscure	4122148	4122154	136.50
	Seeded	4122118	4122124	195.00
	Insulated Seeded	4122166	4122172	254.00
	Frosted	4146755	4146756	170.50
	Insulated Frosted	4146758	4146759	314.00
	Rain	4146791	4146792	135.50
Insulated Rain	4146794	4146795	318.50	
<b>15'6", 15'8"</b> Nominal Window Size: 33.5" Glass Size: 34-33/64" x 15-23/24"	DSB	4122085	4122085	30.00
	Insulated	4122137	4122137	100.50
	Obscure	4122099	4122105	67.00
	Insulated Obscure	4122149	4122155	138.00
	Seeded	4122119	4122125	182.50
	Insulated Seeded	4122167	4122173	254.50
	Frosted	4146761	4146762	179.00
	Insulated Frosted	4146764	4146765	369.00
	Rain	4146797	4146798	142.50
Insulated Rain	4146800	4146801	335.50	

## Canyon Ridge® Carriage House Interior Retainers

### ARCH Window Options — Available on Design 11, 12, 13, 21, 22 and 23

Door Width	Inside Looking Out	No Cladding Non Insulated Glass		No Cladding Insulated Glass		Cladding Non Insulated Glass		Cladding Insulated Glass	
		Part Number	Retail Price	Part Number	Retail Price	Part Number	Retail Price	Part Number	Retail Price
<b>6'2"</b> Nominal Window Size: 24"	LH	4122006	78.00	4122024	77.00	4121947	63.00	4121965	65.00
	RH	4122012	78.00	4122030	77.00	4121953	63.00	4121971	62.50
<b>8'0", 12'0", 12'2", 16'0", 16'2"</b> Nominal Window Size: 35"	LH	4122009	90.50	4122027	86.50	4121950	73.50	4121968	73.50
	RH	4122015	90.50	4122033	86.50	4121956	73.50	4121974	73.00
<b>9'0", 13'6", 18'0", 18'2"</b> Nominal Window Size: 41"	LH	4122010	94.00	4122028	91.00	4121951	76.00	4121969	76.00
	RH	4122016	94.00	4122034	91.00	4121957	76.00	4121975	76.00
<b>10'0", 10'2", 20'0", 20'2"</b> Nominal Window Size: 47"	LH	4122011	98.50	4122029	95.00	4121952	84.50	4121970	79.50
	RH	4122017	98.50	4122035	95.00	4121958	84.50	4121976	79.50
<b>15'0", 15'2"</b> Nominal Window Size: 32"	LH	4122007	84.50	4122025	84.50	4121948	71.50	4121966	71.50
	RH	4122013	84.50	4122031	84.50	4121954	71.50	4121972	71.50
<b>15'6", 15'8"</b> Nominal Window Size: 33.5"	LH	4122008	87.00	4122026	85.50	4121949	72.50	4121967	69.00
	RH	4122014	87.00	4122032	85.50	4121955	72.50	4121973	69.00

# WINDOWS

All parts are subject to a shipping fee – Parts that are up to and including 7' long have a shipping fee of \$25.00.  
Parts over 7' long have a shipping fee of \$150.00. Breakable items like glass will need to be shipped via freight, and will have an adder of \$150.00.

## Canyon Ridge® Carriage House Grilles

Grilles fit all size windows for ARCH options. When replacing grilles, be sure to order the appropriate amount of grille clips.

### ARCH Window Options – Available on Design 11, 12, 13, 21, 22 and 23

#### Grille Clips



Color	Part Number	Retail Price
Brown	4125177	0.50

Note: SQ24 and ARCH4 – 5 per window.  
SQ23 and ARCH3 – 4 per window.  
REC14 – 6 per window (2 for each stick).  
REC13 – 4 per window (2 for each stick).

### ARCH Window Options – Available on Design 11, 12, 13, 21, 22 and 23

#### ARCH Grilles

Door Width  <i>Nominal Window Size:</i>	Color	ARCH3 <i>Order: RH (Inside View)</i> (1 piece of 2 panel design)		Retail Price	ARCH4 <i>Order: RH (Inside View)</i> (1 piece of 2 panel design)		Retail Price
		Part Number	Part Number		Part Number	Part Number	
6'2" <i>Nominal Window Size: 24"</i>	No Finish	4122051	4122045	315.00	4122069	4122063	412.50
	Medium Finish	4124947	4124929	337.50	4124983	4124965	435.00
	Dark Finish	4124953	4124935	337.50	4124989	4124971	435.00
	Walnut Finish	4135168	4135162	337.50	4135180	4135174	435.00
	White	4124941	4124923	337.50	4124977	4124959	435.00
8'0", 12'0", 12'2", 16'0", 16'2" <i>Nominal Window Size: 35"</i>	No Finish	4122054	4122048	246.00	4122072	4122066	301.50
	Medium Finish	4124950	4124935	268.50	4124986	4124968	324.00
	Dark Finish	4124956	4124938	268.50	4124992	4124974	324.00
	Walnut Finish	4135171	4135165	268.50	4135183	4135177	324.00
	White	4124944	4124926	268.50	4124980	4124692	324.00
9'0", 13'6", 18'0", 18'2" <i>Nominal Window Size: 41"</i>	No Finish	4122055	4122049	256.50	4122073	4122067	312.00
	Medium Finish	4124951	4124933	279.00	4124987	4124969	334.50
	Dark Finish	4124957	4124939	279.00	4124993	4124975	334.50
	Walnut Finish	4135172	4135166	279.00	4135184	4135178	334.50
	White	4124945	4124927	279.00	4124981	4124963	334.50
10'0", 10'2", 20'0", 20'2" <i>Nominal Window Size: 47"</i>	No Finish	4122056	4122050	265.50	4122074	4122068	321.00
	Medium Finish	4124952	4124934	288.00	4124988	4124970	343.50
	Dark Finish	4124958	4124940	288.00	4124994	4124976	343.50
	Walnut Finish	4135173	4135167	288.00	4135185	4135179	343.50
	White	4124946	4124928	288.00	4124985	4124964	343.50
15'0", 15'2" <i>Nominal Window Size: 32"</i>	No Finish	4122052	4122046	315.00	4122070	4122064	412.50
	Medium Finish	4124948	4124930	337.50	4124984	4124966	435.00
	Dark Finish	4124954	4124936	337.50	4124990	4124972	435.00
	Walnut Finish	4135169	4135163	337.50	4135181	4135175	435.00
	White	4124942	4124924	337.50	4124978	4124960	435.00

All parts are subject to a shipping fee – Parts that are up to and including 7' long have a shipping fee of \$25.00. Parts over 7' long have a shipping fee of \$150.00. Breakable items like glass will need to be shipped via freight, and will have an adder of \$150.00.

## ARCH Window Options — Available on Design 11, 12, 13, 21, 22 and 23

### ARCH Grilles

**NOTE - When ordering Grilles on ARCH3 or ARCH4 parts: Order parts according to the INSIDE LOOKING OUT VIEW**

**Image: LH (Outside View)**



**ARCH3  
Order: RH  
(Inside View)  
(1 piece of 2 panel design)**

**Image: RH (Outside View)**



**ARCH3  
Order: LH  
(Inside View)  
(1 piece of 2 panel design)**

**Image: LH (Outside View)**



**ARCH4  
Order: RH  
(Inside View)  
(1 piece of 2 panel design)**

**Image: RH (Outside View)**



**ARCH4  
Order: LH  
(Inside View)  
(1 piece of 2 panel design)**

Door Width	Color	Part Number	Part Number	Retail Price	Part Number	Part Number	Retail Price
15'6", 15'8" Nominal Window Size: 33.5"	No Finish	4122053	4122047	318.00	4122071	4122065	415.50
	Medium Finish	4124949	4124931	415.50	4124985	4124967	438.00
	Dark Finish	4124955	4124937	415.50	4124991	4124973	438.00
	Walnut Finish	4135170	4135164	415.50	4135182	4135176	438.00
	White	4124943	4124925	415.50	4124979	4124961	438.00

## Coachman® Glazing Materials

### REC and SQ Window Options — Available on Design 11, 12, 13, 21, 22 and 23

Door & Glass Size	Type	Part Number	Retail Price
6'2", 6'4", 7'2" Nominal Window Size: 29" Glass Size: 29.020" x 16.159"	DSB	4127536	15.50
	Insulated	4127558	50.00
	Obscure	4127545	43.00
	Insulated Obscure	4127567	53.50
	Seeded	4146820	275.00
	Insulated Seeded	4146821	409.50
	Frosted	4146846	133.50
	Insulated Frosted	4146847	281.00
	Rain	4146872	106.00
	Insulated Rain	4146873	206.00
8'0", 8'2", 12'0", 12'2", 13'0", 16'0", 16'2", 17'0", 20'0" Nominal Window Size: 40" Glass Size: 40.020" x 16.159"	DSB	4127539	19.50
	Insulated	4127561	64.50
	Obscure	4127548	67.00
	Insulated Obscure	4127570	99.00
	Seeded	4146834	352.00
	Insulated Seeded	4146837	515.00
	Frosted	4146860	178.00
	Insulated Frosted	4146863	374.50
	Rain	4146886	141.00
	Insulated Rain	4146889	274.50
9'0", 9'2", 10'0", 13'6", 13'8", 18'0", 18'2", 19'0" Nominal Window Size: 46" Glass Size: 46.020" x 16.159"	DSB	4127540	20.00
	Insulated	4127562	72.50
	Obscure	4127549	69.50
	Insulated Obscure	4127571	113.00
	Seeded	4146840	385.50
	Insulated Seeded	4146843	534.00
	Frosted	4146866	205.00
	Insulated Frosted	4146869	431.00
	Rain	4146892	162.00
	Insulated Rain	4146895	316.00

# WINDOWS

All parts are subject to a shipping fee – Parts that are up to and including 7' long have a shipping fee of \$25.00.  
Parts over 7' long have a shipping fee of \$150.00. Breakable items like glass will need to be shipped via freight, and will have an adder of \$150.00.

## REC and SQ Window Options – Available on Design 11, 12, 13, 21, 22 and 23

Door & Glass Size	Type	Part Number	Retail Price
<b>7'6", 7'8", 8'6", 15'0", 15'2"</b> Nominal Window Size: 37" Glass Size: 37.020" x 16.159"	DSB	4127537	16.50
	Insulated	4127559	62.00
	Obscure	4127546	62.50
	Insulated Obscure	4127568	95.50
	Seeded	4146822	318.50
	Insulated Seeded	4146825	489.00
	Frosted	4146848	169.00
	Insulated Frosted	4146851	358.00
	Rain	4146874	134.00
Insulated Rain	4146877	261.00	
<b>15'6", 15'8"</b> Nominal Window Size: 38.5" Glass Size: 38.520" x 16.159"	DSB	4127538	16.50
	Insulated	4127560	57.50
	Obscure	4127547	62.50
	Insulated Obscure	4127569	88.00
	Seeded	4146828	326.50
	Insulated Seeded	4146831	505.50
	Frosted	4146854	178.00
	Insulated Frosted	4146857	374.50
	Rain	4146880	141.00
Insulated Rain	4146883	274.50	

## Coachman® Interior Retainers

### REC and SQ Window Options – Available on Design 11, 12, 13, 21, 22 and 23

Door Width	DSB Glass 2" Thick Door		DSB Glass 2.63" Thick Door		Insulated Glass 2.63" Thick Door	
	Part Number	Retail Price	Part Number	Retail Price	Part Number	Retail Price
<b>6'2", 6'4", 7'2"</b> Nominal Window Size: 29"	4127496	37.50	4127509	66.00	4127522	66.00
<b>8'0", 8'2", 12'0", 12'2", 13'0", 16'0", 16'2", 17'0", 20'0"</b> Nominal Window Size: 40"	4127499	46.50	4127512	76.00	4127525	71.50
<b>9'0", 9'2", 10'0", 13'6", 13'8", 18'0", 18'2", 19'0"</b> Nominal Window Size: 46"	4127500	49.00	4127513	80.50	4127526	78.50
<b>7'6", 7'8", 8'6", 15'0", 15'2"</b> Nominal Window Size: 37"	4127497	44.50	4127510	73.50	4127523	69.00
<b>15'6", 15'8"</b> Nominal Window Size: 38.5"	4127498	45.50	4127511	75.00	4127524	70.00



All parts are subject to a shipping fee – Parts that are up to and including 7' long have a shipping fee of \$25.00.  
Parts over 7' long have a shipping fee of \$150.00. Breakable items like glass will need to be shipped via freight, and will have an adder of \$150.00.

## Coachman® Grilles

Grilles fit all size windows for REC and SQ options. When replacing grilles, be sure to order the appropriate amount of grille clips.

### REC and SQ Window Options — Available on Design 11, 12, 13, 21, 22 and 23

#### Grille Clips



Color	Part Number	Retail Price
White	0245999	0.50
Desert Tan	4135650	1.00

Note: SQ24 and ARCH4 – 5 per window.  
SQ23 and ARCH3 – 4 per window.  
REC14 – 3 per window (2 for each stick).  
REC13 – 2 per window (2 for each stick).  
Desert Tan is used for all colors except White.

#### REC Grille Sticks



**REC13**  
2 per window



**REC14**  
3 per window

Color	Part Number	Retail Price
White	4127461	14.00
Almond	4134943	15.50
Sandtone	4134985	15.50
Desert Tan	4135027	15.50

Note: Requires 2 grille clips per stick.

#### SQ Grilles



**SQ23**



**SQ24**

Door Width	Color	Part Number	Retail Price	Part Number	Retail Price
<b>6'2", 6'4", 7'2"</b> Nominal Window Size: 29" Grille Size: 28.846" x 15.085"	White	4127471	70.50	4138655	93.00
	Almond	4134961	85.50	4134966	108.00
	Sandtone	4135003	85.50	4135008	108.00
	Desert Tan	4135045	85.50	4135050	108.00
<b>8'0", 8'2", 12'0", 12'2", 13'0", 16'0", 16'2", 17'0", 20'0"</b> Nominal Window Size: 40" Grille Size: 39.846" x 15.085"	White	4138653	78.00	4138658	100.50
	Almond	4134964	93.00	4134969	115.50
	Sandtone	4135006	93.00	4135011	115.50
	Desert Tan	4135048	93.00	4135053	115.50
<b>9'0", 9'2", 10'0", 13'6", 13'8", 18'0", 18'2", 19'0"</b> Nominal Window Size: 46" Glass Size: 45.846" x 15.085"	White	4138654	81.00	4138659	103.50
	Almond	4134965	96.00	4134970	118.50
	Sandtone	4135007	96.00	4135012	118.50
	Desert Tan	4135049	96.00	4135054	118.50
<b>7'6", 7'8", 8'6", 15'0", 15'2"</b> Nominal Window Size: 37" Glass Size: 36.846" x 15.085"	White	4127472	79.50	4138656	102.00
	Almond	4134962	94.50	4134967	117.00
	Sandtone	4135004	94.50	4135009	117.00
	Desert Tan	4135046	94.50	4135051	117.00
<b>15'6", 15'8"</b> Nominal Window Size: 38.5" Glass Size: 38.346" x 15.085"	White	4138652	82.50	4138657	105.00
	Almond	4134963	97.50	4134968	120.00
	Sandtone	4135005	97.50	4135010	120.00
	Desert Tan	4135048	97.50	4135052	120.00

# WINDOWS

All parts are subject to a shipping fee – Parts that are up to and including 7' long have a shipping fee of \$25.00.  
Parts over 7' long have a shipping fee of \$150.00. Breakable items like glass will need to be shipped via freight, and will have an adder of \$150.00.

## Coachman® Glazing Materials

### ARCH Window Options — Available on Design 11, 12, 13, 21, 22 and 23

Door & Glass Size	Type	ARCH LH (Inside Looking Out) Part Number	ARCH RH (Inside Looking Out) Part Number	Retail Price
<b>8'0", 8'2", 12'0", 12'2", 13'0", 16'0", 16'2", 17'0", 20'0"</b> <i>Nominal Window Size: 40"</i> <i>Glass Size: 40.020" x 16.159"</i>	DSB	4127543	4127543	22.00
	Insulated	4127565	4127565	72.00
	Obscure	4127552	4127556	71.00
	Insulated Obscure	4127574	4127578	110.00
	Seeded	4146835	4146836	361.50
	Insulated Seeded	4146838	4146839	525.00
	Frosted	4146861	4146862	194.00
	Insulated Frosted	4146864	4146865	400.00
	Rain	4146887	4146888	156.50
Insulated Rain	4146890	4146891	290.50	
<b>9'0", 9'2", 10'0", 13'6", 13'8", 18'0", 18'2", 19'0"</b> <i>Nominal Window Size: 46"</i> <i>Glass Size: 46.020" x 16.159"</i>	DSB	4127544	4127544	22.50
	Insulated	4127566	4127566	80.00
	Obscure	4127553	4127557	76.00
	Insulated Obscure	4127575	4127579	118.00
	Seeded	4146841	4146842	394.50
	Insulated Seeded	4146844	4146845	537.00
	Frosted	4146867	4146868	220.50
	Insulated Frosted	4146870	4146871	452.50
	Rain	4146893	4146894	178.00
Insulated Rain	4146896	4146897	341.00	
<b>7'6", 7'8", 8'6", 15'0", 15'2"</b> <i>Nominal Window Size: 37"</i> <i>Glass Size: 37.020" x 16.159"</i>	DSB	4127541	4127541	21.00
	Insulated	4127563	4127563	64.50
	Obscure	4127550	4127554	56.00
	Insulated Obscure	4127572	4127576	107.00
	Seeded	4146823	4146824	349.50
	Insulated Seeded	4146826	4146827	502.50
	Frosted	4146849	4146850	185.00
	Insulated Frosted	4146852	4146853	381.00
	Rain	4146875	4146876	149.50
Insulated Rain	4146878	4146879	292.50	
<b>15'6", 15'8"</b> <i>Nominal Window Size: 38.5"</i> <i>Glass Size: 38.520" x 16.159"</i>	DSB	4127542	4127542	19.00
	Insulated	4127564	4127564	63.50
	Obscure	4127551	4127555	47.50
	Insulated Obscure	4127573	4127577	89.00
	Seeded	4146829	4146830	342.50
	Insulated Seeded	4146832	4146833	520.00
	Frosted	4146855	4146856	194.00
	Insulated Frosted	4146858	4146859	400.00
	Rain	4146881	4146882	156.50
Insulated Rain	4146884	4146885	290.50	

All parts are subject to a shipping fee – Parts that are up to and including 7' long have a shipping fee of \$25.00. Parts over 7' long have a shipping fee of \$150.00. Breakable items like glass will need to be shipped via freight, and will have an adder of \$150.00.

## Coachman® Interior Retainers

ARCH Window Options — Available on Design 11, 12, 13, 21, 22 and 23

Door Width	Inside Looking Out	DSB Glass 2" Thick Door		DSB Glass 2.63" Thick Door		Insulated Glass 2.63" Thick Door	
		Part Number	Retail Price	Part Number	Retail Price	Part Number	Retail Price
8'0", 8'2", 12'0", 12'2", 13'0", 16'0", 16'2", 17'0", 20'0" Nominal Window Size: 40"	LH	4127503	54.50	4127516	90.50	4127529	86.00
	RH	4127507	53.00	4127520	90.50	4127533	86.00
9'0", 9'2", 10'0", 13'6", 13'8", 18'0", 18'2", 19'0" Nominal Window Size: 46"	LH	4127504	60.00	4127517	95.50	4127530	88.50
	RH	4127508	60.00	4127521	95.50	4127534	88.50
7'6", 7'8", 8'6", 15'0", 15'2" Nominal Window Size: 37"	LH	4127501	52.00	4127514	88.00	4127527	83.50
	RH	4127505	52.00	4127518	88.00	4127531	83.50
15'6", 15'8" Nominal Window Size: 38.5"	LH	4127502	52.50	4127515	85.50	4127528	83.00
	RH	4127506	52.50	4127519	85.50	4127532	83.00

## Coachman® Grilles

Grilles fit all size windows for ARCH options. When replacing grilles, be sure to order the appropriate amount of grille clips.

ARCH Window Options — Available on Design 11, 12, 13, 21, 22 and 23

Grille Clips



Color	Part Number	Retail Price
White	0245999	0.50
Desert Tan	4135650	1.00

Note: SQ24 and ARCH4 – 5 per window.  
 SQ23 and ARCH3 – 4 per window.  
 REC14 – 3 per window (2 for each stick).  
 REC13 – 2 per window (2 for each stick).  
 Desert Tan is used for all colors except White.

ARCH Grilles

Door Width	Color	ARCH3		ARCH4		Part Number	Retail Price
		Part Number	Retail Price	Part Number	Retail Price		
8'0", 8'2", 12'0", 12'2", 13'0", 16'0", 16'2", 17'0", 20'0" Nominal Window Size: 40" Grille Size: 39.846" x 15.085"	White	4128444	81.00	4128436	81.00	4128448	103.50
	Almond	4134954	96.00	4134946	96.00	4134958	118.50
	Sandtone	4134996	96.00	4134988	96.00	4135000	118.50
	Desert Tan	4135038	96.00	4135030	96.00	4135042	118.50
9'0", 9'2", 10'0", 13'6", 13'8", 18'0", 18'2", 19'0" Nominal Window Size: 46" Glass Size: 45.846" x 15.085"	White	4128445	82.50	4128437	82.50	4128449	105.00
	Almond	4134955	97.50	4134947	97.50	4134959	120.00
	Sandtone	4134997	97.50	4134989	97.50	4135001	120.00
	Desert Tan	4135039	97.50	4135031	97.50	4135043	120.00

**NOTE - When ordering Grilles on ARCH3 or ARCH4 parts: Order parts according to the INSIDE LOOKING OUT VIEW**

**Image: LH (Outside View)**



**ARCH3 Order: RH (Inside View) (1 piece of 2 panel design)**

**Image: RH (Outside View)**



**ARCH3 Order: LH (Inside View) (1 piece of 2 panel design)**

**Image: LH (Outside View)**



**ARCH4 Order: RH (Inside View) (1 piece of 2 panel design)**

**Image: RH (Outside View)**



**ARCH4 Order: LH (Inside View) (1 piece of 2 panel design)**

# WINDOWS

All parts are subject to a shipping fee – Parts that are up to and including 7' long have a shipping fee of \$25.00. Parts over 7' long have a shipping fee of \$150.00. Breakable items like glass will need to be shipped via freight, and will have an adder of \$150.00.

## ARCH Window Options — Available on Design 11, 12, 13, 21, 22 and 23

### ARCH Grilles

**NOTE - When ordering Grilles on ARCH3 or ARCH4 parts: Order parts according to the INSIDE LOOKING OUT VIEW**

**Image: LH  
(Outside View)**



**ARCH3  
Order: RH  
(Inside View)  
(1 piece of 2 panel design)**

**Image: RH  
(Outside View)**



**ARCH3  
Order: LH  
(Inside View)  
(1 piece of 2 panel design)**

**Image: LH  
(Outside View)**



**ARCH4  
Order: RH  
(Inside View)  
(1 piece of 2 panel design)**

**Image: RH  
(Outside View)**



**ARCH4  
Order: LH  
(Inside View)  
(1 piece of 2 panel design)**

Door Width	Color	Part Number	Part Number	Retail Price	Part Number	Part Number	Retail Price
7'6", 7'8", 8'6", 15'0", 15'2" Nominal Window Size: 37" Glass Size: 36.846" x 15.085"	White	4128442	4128434	78.00	4128446	4128438	100.50
	Almond	4134952	4134944	93.00	4134956	4134948	115.50
	Sandtone	4134994	4134986	93.00	4134998	4134990	115.50
	Desert Tan	4135036	4135028	93.00	4135040	4135032	115.50
15'6", 15'8" Nominal Window Size: 38.5" Glass Size: 38.346" x 15.085"	White	4128443	4128435	79.50	4128447	4128439	102.00
	Almond	4134953	4134945	94.50	4134957	4134949	117.00
	Sandtone	4134995	4134987	94.50	4134999	4134991	117.00
	Desert Tan	4135037	4135029	94.50	4135041	4135033	117.00

## Commercial Window Frames

Sandwich Window Frames; 8" x 24" (For 3000 Series Flush Doors or Doors with Minor Ribbing)





Image	Outside Frame		
	Color	Part Number	Retail Price
	White	4119104	21.50
	Brown	4119106	21.50
	Beige	4119108	21.50
	Gray	4119112	21.50
	Tan	4119110	21.50
	Charcoal	0641359	21.50
	Black	4121683	23.00
	Inside Retainer		
White	4119102	21.50	

Insulated Glazing Material				Screws	
Door Thickness	Glass Type	Part Number	Retail Price	Part Number	Retail Price
1-3/8"	Insulated DSB	4119114	23.00	4119122	0.05
	Insulated Tempered	0241715	43.00	4119122	0.05
1-3/4"	Insulated DSB	4119116	39.00	4119123	0.05
	Insulated Tempered	4120078	86.00	4119123	0.05
2"	Insulated DSB	4119118	24.00	4119124	0.05
	Insulated Tempered	4120918	51.00	4119124	0.05
3"	Insulated DSB	0241713	61.00	0110201	0.10

This window frame requires (1) outside frame, (1) inside frame, (1) glazing material (determined by door thickness and material type) and (10) screws per assembly. The glazing material varies based on door thickness.


**All parts are subject to a shipping fee – Parts that are up to and including 7' long have a shipping fee of \$25.00. Parts over 7' long have a shipping fee of \$150.00. Breakable items like glass will need to be shipped via freight, and will have an adder of \$150.00.**

## Sandwich Window Frames; 12" x 24" (For 3000 Series Flush Doors or Doors with Minor Ribbing)

Image		Outside Frame			
		Color	Part Number	Retail Price	
		White	4119105	30.00	
		Brown	4119107	30.00	
		Beige	4119109	30.00	
		Gray	4119113	30.00	
		Tan	4119111	30.00	
		Charcoal	0641360	30.00	
		Black	0641141	31.50	
		Inside Retainer			
		White	4119103	30.00	
Insulated Glazing Material				Screws	
Door Thickness	Glass Type	Part Number	Retail Price	Part Number	Retail Price
1-3/8"	Insulated DSB	4119115	51.00	4119122	0.05
	Insulated Tempered	0241712	Contact Factory	4119122	0.05
1-3/4"	Insulated DSB	4119117	51.00	4119123	0.05
	Insulated Tempered	4120883	Contact Factory	4119123	0.05
2"	Insulated DSB	4119119	52.50	4119124	0.05
	Insulated Tempered	4121046	90.00	4119124	0.05
3"	Insulated DSB	0241714	104.50	0110201	0.10

*This window frame requires (1) outside frame, (1) inside frame, (1) glazing material (determined by door thickness and material type) and (10) screws per assembly. The glazing material varies based on door thickness.*

## Pan Window; 6" x 24"

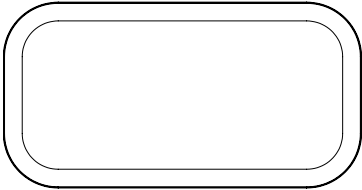
Image		Outside Frame		
		Color	Part Number	Retail Price
		White	0641130	18.50
		Brown	0641131	18.50
		Gray	0641132	18.50
		Tan	0641133	18.50

### Inside Retainer / Glazing Material and Assembly Screws – Choose based on door type (Non-Insulated vs Insulated)

Description	Part Number	Retail Price
<b>Deep Rib Steel Pan Flush Steel Pan (Non-Insulated)</b>		
Inside Frame	0641134	18.50
Glazing: DSB	0241700	7.50
Assembly Screw	0110273	0.05
<b>Deep Rib Steel Pan Flush Steel Pan (Insulated)</b>		
Inside Frame	0641135	18.50
Glazing: 1/2" Insulated DSB	0241705	34.00
Assembly Screw	4119122	0.05

*This window frame requires (1) outside frame determined by color, (1) inside frame, (1) glazing material and (10) screws (determined by door type).*

## Black Window with Rounded Corners


Image		Insulated Glazing Material				
		Description	Part Number	Retail Price		
		1/8" Acrylic Insulated	0247071	49.00		
		1/8" Lexan Insulated	0247072	75.00		
		Inside Retainer				
		Part Number	Retail Price			
		0646103	26.00			
Outside Frame			Spacer		Screws	
Door Thickness	Part Number	Retail Price	Part Number	Retail Price	Part Number	Retail Price
1-3/8" Door	0646101	26.00	Not Required	N/A	4119122	0.05
1-3/4" Door	0646102	26.00	4139053	5.50	4119123	0.05
2" Door	0646102	26.00	4139054	7.50	4119124	0.05

*For each window, frames require an outside frame, inside frame, glazing material and spacer (1-3/4" and 2" doors only) plus 12 applicable screws.*

# MISCELLANEOUS PARTS

All parts are subject to a shipping fee – Parts that are up to and including 7' long have a shipping fee of \$25.00.  
Parts over 7' long have a shipping fee of \$150.00. Breakable items like glass will need to be shipped via freight, and will have an adder of \$150.00.

## Exhaust Ports

Image	Description	Part Number	Retail Price
	3" exhaust port – un-insulated door	0330150	50.00
	3" exhaust port – 1-3/8" thick insulated door	0330160	64.00
	3" exhaust port – 2" thick insulated door	0330161	84.00
	4" exhaust port – un-insulated door	4113327	103.50
	4" exhaust port – 2" thick insulated door	4110216	117.50


## Insulation Kits

### For Residential Tongue-and-Groove Pan Doors

#### Full Kits

Kit Letter	Section Height	Section/Door Width	Number of Sections	Part Number	Retail Price
A	18"	8'	2	4124768	78.00
B	18"	8'	3	4124769	117.00
C	21"	8'	2	4124770	91.00
D	18"	9'	2	4124771	88.00
E	18"	9'	3	4124772	132.00
F	21"	9'	2	4124773	102.50
G	18"	10'	2	4124774	97.50
H	18"	10'	3	4124775	146.50
I	21"	10'	2	4124776	114.00
J	18"	16'	2	4124777	156.00
K	18"	16'	3	4124778	234.50
L	21"	16'	2	4124779	182.00
M	18"	18'	2	4124780	175.50
N	18"	18'	3	4124781	263.50
O	21"	18'	2	4124782	205.00

Custom insulation kits available upon request for \$2.17/sq. ft. retail price. Consult your Clopay Account Manager or local Distribution Center.

Image	Description	Part Number	Retail Price
	Insulation repair kit – 50' roll for 21" section <i>Self-adhesive material to cover holes and punctures in vinyl-backed insulation</i>	5688223	163.50
	Polystyrene with vinyl backing	N/A	3.50/sq. ft.
	Polystyrene with 30 gauge white painted steel backer	N/A	9.50/sq. ft.
	30 gauge white painted steel backer only	N/A	6.00/sq. ft.
	24 gauge white painted steel backer only	N/A	7.50/sq. ft.
	Angle insulation trim – .785" x .875" x 23.375" (each)	1029299	0.50


## Storm Shields

Description	Part Number	Retail Price
Storm shield	0620185	10.50/linear ft.
6 oz adhesive (required)	5686411	15.50
Storm shield with self stick adhesive	4151125	10.50/ft.


# MISCELLANEOUS PARTS

All parts are subject to a shipping fee – Parts that are up to and including 7' long have a shipping fee of \$25.00. Parts over 7' long have a shipping fee of \$150.00. Breakable items like glass will need to be shipped via freight, and will have an adder of \$150.00.


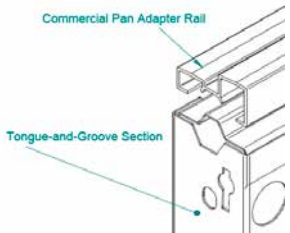
## T-Stands

Image	Description	Part Number	Net Price
	Two piece set for displaying assembled door sections	4101117	139.50

## Lubricant

Image	Description	Applications / Use	Part Number	Retail Price
	<p><b>CLOPAY GARAGE DOOR PRO LUBE</b></p> <p>A synthetic spray lubricant, GARAGE DOOR PRO LUBE, is convenient and easy to use. It WON'T run or drip off like an oil. GARAGE DOOR PRO LUBE is an anti-friction, anti-rust lubricant that provides a long-lasting, thin film on any surface. GARAGE DOOR PRO LUBE does not contain petroleum distillates, so it WON'T ATTRACT DIRT, and functions effectively under extreme conditions or temperatures (-80°F to +600°F).</p>	Springs, hinges, rollers, chains or anything you feel needs lubricating	4121571	18.50

## Section Joint Adapter Rail

Image	Description	Part Number	Retail Price
	 <p>Use for emergencies when a shiplap section is damaged. Converts to tongue-and-groove. Available in white painted smooth aluminum in 16' lengths. Note that this will add about 1/2" to 3/4" to the total door height, and spacer plates (included) must be installed beneath each hinge.</p>	4123111 (1 piece)	67.50 (1 piece)
		4123112 (4 pieces)	262.50 (4 pieces)

## Coachman® Overlay Glue

Description	Part Number	Retail Price
Coachman® overlay glue repair kit	4117757	94.00

## Touch-up Paint

Scratched your door? No problem. Touch-up paint is available to match your door. *Note: Gallery® Steel and Modern Steel™ doors with our Ultra-Grain® simulated woodgrain painted finish require additional materials and techniques for paint repair. Full painting instructions can be found at [clopaydealer.com](http://clopaydealer.com).*

Image	Color	Part Number	Retail Price
Spray Cans (4.5 oz.)			
Images not available	Snowmist White	0330506	22.00
	Glacier White	0330577	22.00
	Almond	0330515	22.00
	Trinar® Beige	0330525	22.00
	Commercial Tan	0330526	22.00
	Desert Tan	0330529	22.00
	Sandtone	0330516	22.00
	Bronze	0330534	22.00
	Chocolate / Commercial Brown	0330524	22.00
	Mocha Brown	0330579	22.00
	Charcoal	0332466	22.00
	Black	0330575	22.00

# MISCELLANEOUS PARTS

All parts are subject to a shipping fee – Parts that are up to and including 7' long have a shipping fee of \$25.00. Parts over 7' long have a shipping fee of \$150.00. Breakable items like glass will need to be shipped via freight, and will have an adder of \$150.00.

Image	Color	Part Number	Retail Price
<b>Spray Cans (4.5 oz.)</b>			
Images not available	Hunter Green	0330544	22.00
	Gray	0330503	22.00
<b>Brush Cap Bottles (0.6 fl. oz.)</b>			
Images not available	Snowmist White	0330507	14.00
	Glacier White	0330576	14.00
	Almond	0330517	14.00
	Trinar® Beige	0330523	14.00
	Commercial Tan	0330527	14.00
	Desert Tan	0330528	14.00
	Sandtone	0330518	14.00
	Bronze	0330533	14.00
	Chocolate / Commercial Brown	1028166	14.00
	Mocha Brown	0330578	14.00
	Charcoal	0332465	14.00
	Black	0330574	14.00
	Hunter Green	0330514	14.00
	Gray	0330502	14.00
	Medium Finish	0330504	14.00
	Cherry Finish	0332410	14.00
	Medium Finish (Canyon Ridge® only)	0332412	21.50
	Dark Finish (Canyon Ridge® only)	0332414	21.50
	White Finish (Canyon Ridge® only)	0332415	21.50
	Walnut Finish (Canyon Ridge® only)	0332418	21.50
	Dark Finish	0330530	14.00
Walnut Finish	0330532	14.00	
Slate Finish	0332461	14.00	

## Colored Caulk (10 oz.)

Use our color-matched caulk for a finished, professional look to complete the installation of our vinyl stop molding.

Color	Part Number	Retail Price
Snowmist White	5246898	23.00
Glacier White	4144336	23.00
Almond	5246896	23.00
Desert Tan	4123843	23.00
Sandtone	5288223	23.00
Bronze	4128486	23.00
Chocolate / Commercial Brown	4123844	23.00
Mocha Brown	4144337	23.00
Charcoal	4150138	23.00
Black	4142948	23.00
Hunter Green	4100121	23.00
Gray	4101145	23.00
Medium Finish	4123845	23.00
Cherry Finish	4135115	23.00
Dark Finish	4123846	23.00
Walnut Finish	4128070	23.00
Slate Finish	4148655	23.00

## Winding Bars

Description	Part Number	Retail Price
1/2" x 18" Residential torsion spring winding bar, pair (2 pieces)	5686901	33.00
5/8" x 24" Commercial torsion spring winding bar, pair (2 pieces)	5686902	48.00

## Fasteners

Keep your own supply of Clopay screws, bolts, and nuts for your convenience.



### Fastener Terminology




For a fastener of A" x B" [head type] [fastener type], A is the diameter of the threaded part of the screw or bolt (as well as the internal diameter of the corresponding nut), and B is the length of the threaded portion. For example, a 5/16" x 3" lag screw has a threaded portion 5/16" in diameter and 3" long. This part is listed on the next page.







# MISCELLANEOUS PARTS





All parts are subject to a shipping fee – Parts that are up to and including 7' long have a shipping fee of \$25.00. Parts over 7' long have a shipping fee of \$150.00. Breakable items like glass will need to be shipped via freight, and will have an adder of \$150.00.



Carriage Bolts		
Description	3/8" – 16 x 3/4" low shoulder carriage bolts	1/4" – 20 x 1-7/8" carriage bolts
Applications / Use	Attaching horizontal angle and torsion bearing plates to flag bracket or top of vertical track angle	Attaching hinges and roller brackets on raised or recessed panel wood doors
Part Number	0110640	0110420
Retail Price (per 1000 pcs.)	210.00	210.00

Hex Head Bolts			
Description	1/4" – 20 x 5/8" hex head bolt	5/16" x 3/4" hex head bolt	3/8" – 16 x 1-1/4" hex head bolt
Applications / Use		Assembling yoke plate for double extension springs	Assembling extension spring sheaves and mounting stationary sheaves
Part Number	0110340	0110500	0110695
Retail Price (per 1000 pcs.)	120.00	114.00	225.00

Lag Screws				
Description	1/4" x 1" lag screw	5/16" x 1-5/8" lag screw	5/16" x 1-5/8" heavy-duty galvanized lag screw	5/16" x 3" lag screw
Applications / Use	Mounting center support on double car doors with EZ-SET® torsion springs	Used for jambs constructed of standard (not pressure-treated) lumber	Used for jambs constructed of pressure-treated lumber purchased after January 2004	Attaching rear track hangers to finished ceiling
Part Number	0110400	0110590	0110592	0110600
Retail Price (per 1000 pcs.)	112.50	210.00	225.00	345.00

Nuts				
Description	3/8" – 16 hex lock nut	5/16" – 18 hex lock nut	1/4" – 20 hex lock nut	1/4" – 20 hex nut – plain
Applications / Use	Attaching horizontal angle and torsion bearing plates to flag bracket or top of vertical track angle <i>Note: lock nuts have a serrated flange that resists loosening</i>	Attaching eye bolts to rear track hangers	Used in conjunction with track bolts	Attaching hinges and roller brackets on raised or recessed panel wood doors
Part Number	0110105	0110100	0110060	0110040
Retail Price (per 1000 pcs.)	105.00	75.00	60.00	32.50

Other Screws and Bolts				
Description	1/4" – 20 x 5/8" slotted pan head bolt	#6 x 2" eye screw	#14 x 3/4" tek screw (self-tapping)	#14 x 5/8" sheet metal screw
Applications / Use	Assembling nonriveted door tracks	Pull rope installation	Strut attachment	Attaching hinges, roller brackets, step plates and lock hardware to door sections
Part Number	0110360	0110790	0330085	0110320
Retail Price (per 1000 pcs.)	90.00	375.00	120.00	135.00

Washers		
Description	1/4" flat washer	3/8" flat washer
Applications / Use	8' and 10' wide doors with 3" end stiles and windows in the top section require the addition of (2) 1/4" washers on the bottom of each top bracket before installation of screws	
Part Number	0110130	0110160
Retail Price (per 1000 pcs.)	31.00	60.00

# Questions?



**You can contact us at:**

1400 W. Market St.

Troy, OH 45373

1-877-526-2050

