

***The Articulator
Model 3682***

Parts Manual

Manual Part #: Man-3682-P

© Lastec, 2018

Printed in the United States of America, all rights reserved. No part of this manual may be reproduced in any form by any photographic, electronic, mechanical or other means or used in any information storage and retrieval system without written permission from

Lastec, LLC

8180 W. 10th Street

Indianapolis, IN 46214

Phone (317) 892-4444, Fax (317) 892-4188

www.lastec.com

Table of Contents

Section-Page

SECTION 1	GENERAL INFORMATION	1-1
1.1	How To Use The Parts List	1-2
1.2	Torque Values	1-3
1.3	Decals, US	1-4
1.4	Decals, CE	1-8
SECTION 2	DRIVE SYSTEM	2-1
2.1	Roll Bar and Firewall	2-2
2.2	Air Filter	2-4
2.3	Pan Assembly	2-6
2.4	Seat Assembly (Serial #58251216 and later)	2-8
2.5	Seat Assembly (Serial #3300102 - 3610302, 4351003 - 58241216).....	2-10
2.6	Air Suspension Seat Kit (Optional).....	2-12
2.7	Front Axle/Tire and Wheel Assembly.....	2-14
2.8	Control Box Assembly (Serial #35471009 and prior).....	2-16
2.9	Control Box Assembly (Serial #35481009 and later)	2-18
2.10	Hand Control Assembly	2-20
2.11	Throttle Control Lever Assembly.....	2-22
2.12	Emergency Brake Assembly	2-24
2.13	Trim Deck Adjustment, Actuator (Serial #28931007 and prior)	2-26
2.14	Trim Deck Adjustment, Cylinder (Serial #28941007 and later)	2-28
2.15	Deck Lift Valve	2-30
2.16	Framework.....	2-32
2.17	Deck Lift Assist (Optional) (Serial #28931007 and prior).....	2-34
SECTION 3	HYDRAULIC SYSTEM	3-1
3.1	Hydraulic Layout Diagram.....	3-2
3.2	Hydraulic Pump (Right Side)	3-4
3.3	Hydraulic Pump (Left Side)	3-6
3.4	Hydraulic Motor Assembly	3-8
3.5	Hydraulic Fluid Cooler Assembly (Serial #s 4830403 and later)	3-10
3.6	Hydraulic Tank Assembly	3-12

Table of Contents

Section-Page

SECTION 4	ENGINE & ELECTRICAL	4-1
4.1	Engine Guards and Fenders (Serial # 29890108 and prior)	4-2
4.2	Engine Guards (Serial #29900108 and later)	4-4
4.3	Fuel System (Serial # 28880108 and prior).....	4-6
4.4	Fuel System (Serial # 28890108 and later)	4-8
4.5	Fuel Tank Assembly	4-10
4.6	Engine Assembly	4-12
4.7	Radiator Assembly	4-14
4.8	Radiator Brace	4-16
4.9	Motor Mount Assembly (Serial #4830403 and later).....	4-18
4.10	Superior Gearbox Assembly.....	4-20
4.11	Superior Gearbox Breakdown	4-22
4.12	Drive Belt Idler (Serial #6140406 and later)	4-24
4.13	Clutch Mount (Serial #5520604 and later)	4-26
4.14	Exhaust Assembly (Serial # 27350507 and later)	4-28
4.15	Exhaust Replacement Service Kit	4-30
4.16	Battery Box (Serial #29900108 and later).....	4-32
4.17	Spare Fuse Cup.....	4-34
4.18	Engine Wiring Harness.....	4-36
4.19	Control Box Wiring Harness	4-42
4.20	Control Module 052151 (Serial # 5900905 and later).....	4-44
4.21	Schematic Diagrams, Optional Kits	4-46

Table of Contents

Section-Page

SECTION 5	MOWER DECKS	5-1
5.1	Deck Belts, Covers & Weldments.....	5-2
5.2	Deck Pivot Assembly	5-4
5.3	Trap Door Assembly	5-6
5.4	Deck Frames	5-8
5.5	Blade Spindles, Decks E1/E3/E4	5-10
5.6	Spindle Housing Assembly, E2 Deck	5-12
5.7	Idler Pulley Assembly, Deck A1 & A3	5-14
5.8	Idler Assembly, Deck A2	5-16
5.9	Idler Pulley Assembly, Deck A4	5-18
5.10	Rocker Assembly, A1 Decks.....	5-20
5.11	Rocker Assembly, A3 Deck	5-22
5.12	Rocker Assembly, A4 Deck	5-24
5.13	Rocker Assembly, A1 Decks.....	5-26
5.14	Grass Chute and Mulching Plate Assembly	5-28
5.15	Wheel Yoke Assembly	5-30
5.16	Rear Deck Tire, Deck A2	5-32
5.17	Anti-Scalp Assembly, A1 Deck	5-34
5.18	Anti-Scalp Assembly, A3 Deck	5-36
5.19	9" x 3.5" Wheel Assembly, Foam-Filled (Serial #32831008 and prior).....	5-38
5.20	9" x 3.5" Wheel Assembly, Solid (Serial #32841008 and later).....	5-40
5.21	Hardware Kit (CE Only)	5-42
SECTION 6	INDEX	6-1

SECTION 1 GENERAL INFORMATION

1 General Information

How To Use The Parts List

1.1 How To Use The Parts List

- Use the table of contents or part number index to locate the part you need.
- Go to the appropriate section and locate the part in the table and illustration.
- Parts shown indented under another part are included with that part. **IMPORTANT:** Assemblies marked with a diamond (◆) are non-saleable and all the parts shown as included need to be purchased separately.

See the sample table below. Sample Assembly A01111 includes part F02222-22 and sub-assembly A03333. The diamond (◆) indicates that assembly A01111 is non-saleable and all the parts shown as included need to be purchased separately. Subassembly A03333 includes parts S04444-4 and F07777-77. The diamond (◆) indicates that subassembly A03333 is non-saleable and all the parts shown as included need to be purchased separately.



REF	PART #	DESCRIPTION (◆ Indicates Non-Saleable Items)	COMMENTS	QTY.
	A01111	Sample Assembly	◆	1
1	F02222-22	Sample Part		1
	A03333	Sample Subassembly	◆	1
2	S04444-4	Sample Part		1
3	F07777-77	Sample Part		1

To Order Parts:

- From the continental U.S., call your local Lastec distributor to order parts. If there is no Lastec distributor in your area, call **1-800-515-6798**. Have your customer number, unit serial number, and part numbers ready when you call.
- From other international locations, contact the Lastec distributor in your area for parts.

1.2 Torque Values

Below is a table of suggested torque values for this unit. Please use these torque values on this unit unless otherwise specified.

Grade		Units	SAE 5	SAE 8
Tensile Strength			105000 PSI	150000 PSI
Grade Mark				
Bolt Dia.	Threads. Per In.	Units	SAE 5	SAE 8
6	32	in-lbs (Nm)	20 (2.3)	-
8	32	in-lbs (Nm)	24 (2.7)	30 (3.4)
10	24	in-lbs (Nm)	35 (4.0)	45 (5.1)
10	32	in-lbs (Nm)	40 (4.5)	50 (5.7)
12	24	in-lbs (Nm)	50 (5.7)	65 (7.3)
1/4	20	in-lbs (Nm)	95 (10.7)	125 (14.1)
1/4	28	in-lbs (Nm)	95 (10.7)	150 (17.0)
5/16	18	ft-lbs (Nm)	17 (22.6)	23 (31.2)
5/16	24	ft-lbs (Nm)	20 (27.1)	25 (33.8)
3/8	16	ft-lbs (Nm)	30 (40.7)	40 (54.2)
3/8	24	ft-lbs (Nm)	35 (47.5)	45 (61.0)
7/16	14	ft-lbs (Nm)	50 (67.8)	65 (88.1)
7/16	20	ft-lbs (Nm)	55 (74.6)	70 (94.9)
1/2	13	ft-lbs (Nm)	75 (101.7)	100 (135.6)
1/2	20	ft-lbs (Nm)	85 (115.3)	110 (149.2)
9/16	12	ft-lbs (Nm)	105 (142.4)	135 (183.1)
9/16	18	ft-lbs (Nm)	115 (155.9)	150 (203.4)
5/8	11	ft-lbs (Nm)	150 (203.4)	195 (264.4)
5/8	18	ft-lbs (Nm)	160 (217.0)	210 (284.8)
3/4	10	ft-lbs (Nm)	170 (230.5)	220 (298.3)
3/4	16	ft-lbs (Nm)	175 (237.3)	225 (305.1)
7/8	9	ft-lbs (Nm)	302 (409.5)	473 (640.9)
7/8	14	ft-lbs (Nm)	300 (406.8)	400 (542.4)
1	8	ft-lbs (Nm)	466 (631.8)	714 (967.4)

1 General Information

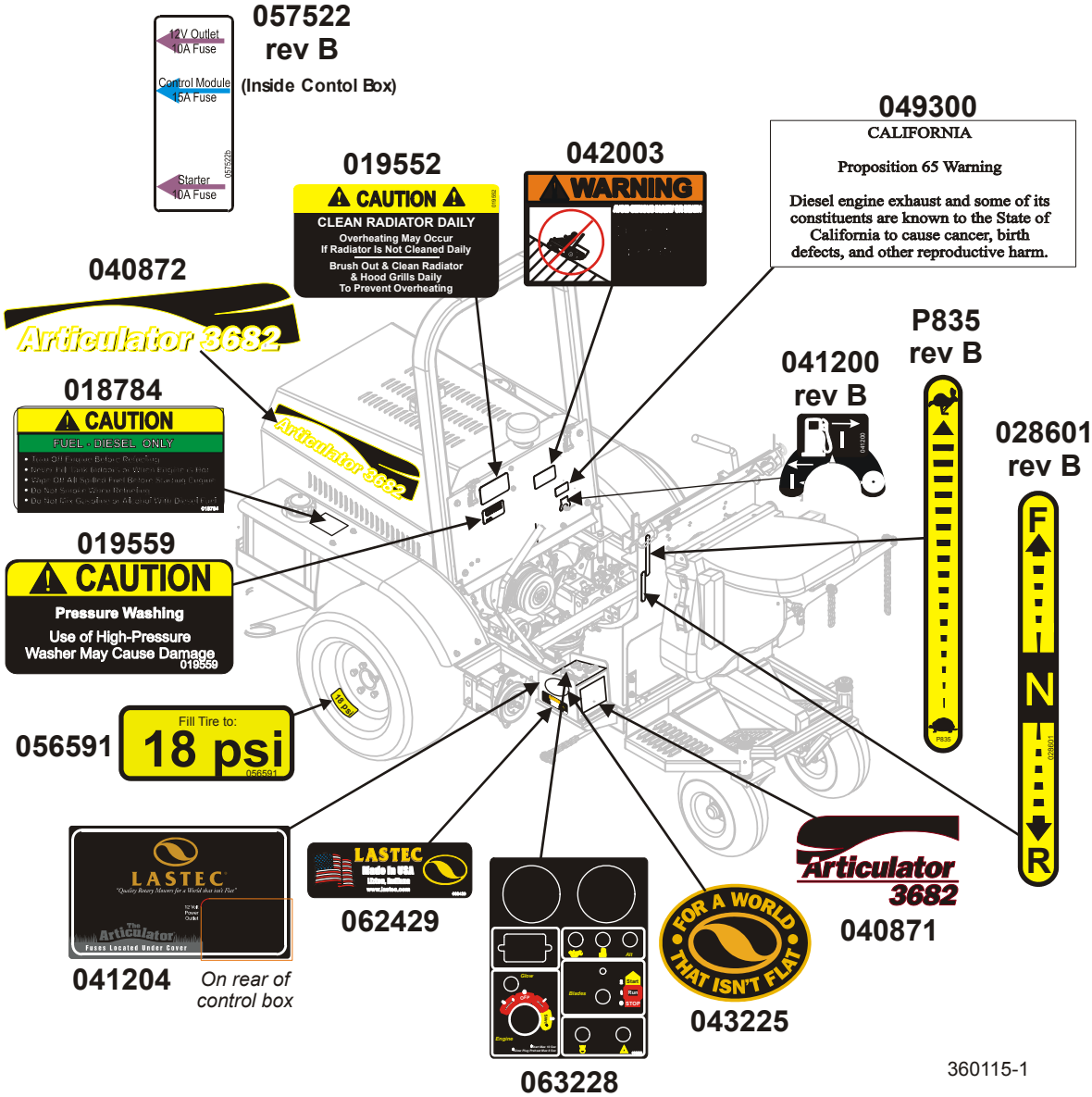
Decals, US

1.3 Decals, US

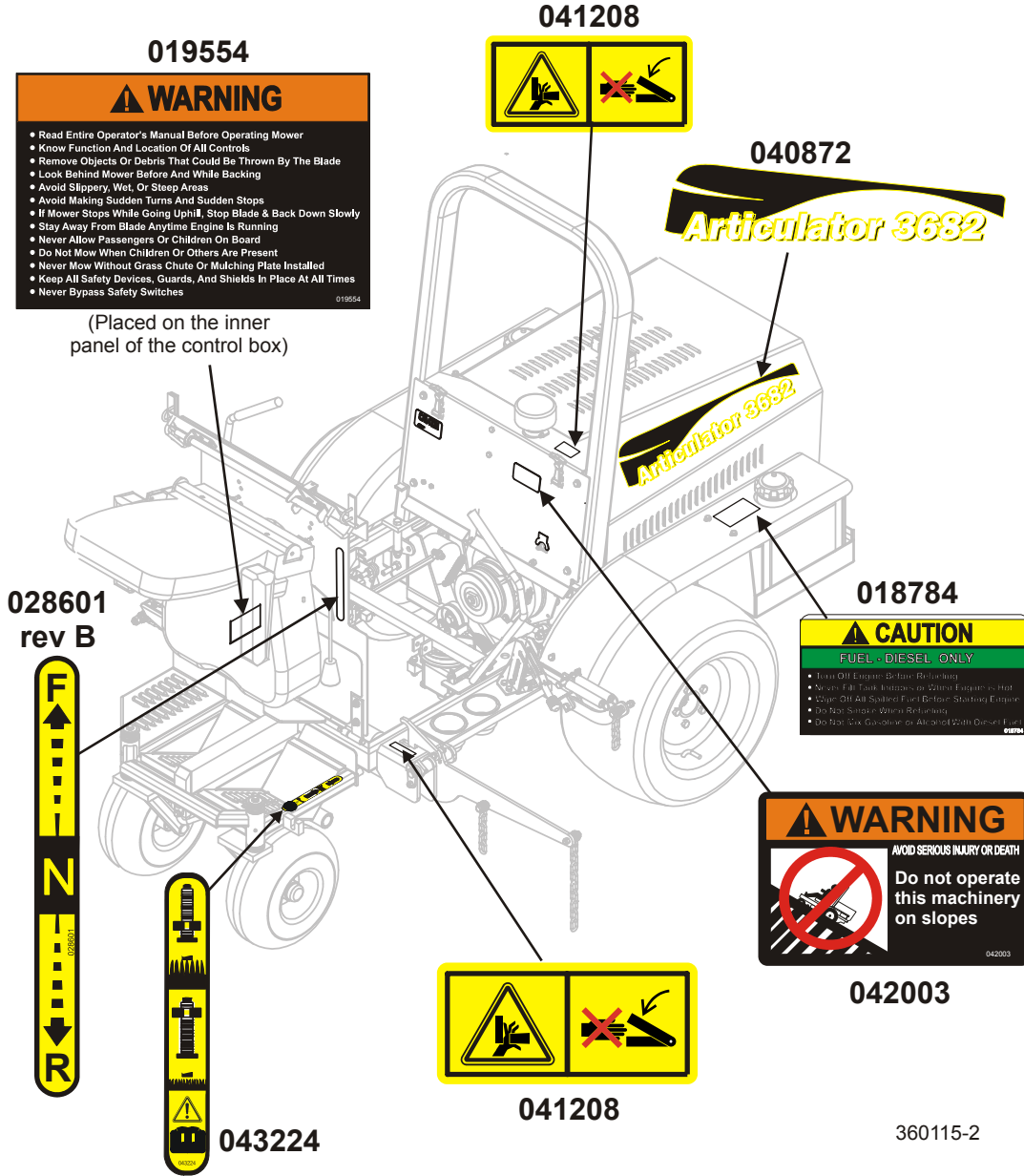
REF	PART #	DESCRIPTION	COMMENTS	QTY.
	045801	Decal Kit, 3682 US		1
	P478	Decal, Danger - Rotating Blades		4
	040912	Decal, Danger, Thrown Objects/Arrow		1
	040910	Decal, Warning Operate From Seat		1
	040911	Decal, Warning Operate With Guards		1
	019552	Decal, Caution, 'Clean Radiator'		1
	018784	Decal, Equipment, Diesel Fuel		2
	019554	Decal, Warning, Operational Safety 425D		1
	049300	Decal, Diesel Exhaust Warning		1
	042003	Decal, Warning, Slope		1
	062429	Decal, Lastec Made in USA		1
	062405	Decal, 3682/3696 Hydro		1
	063327	Decal, 3682/96 Gearbox Fluid	Not Shown	1
	064277 ¹	Decal, Fuse Position		1
	041200	Decal, Fuel Switch 421D		1
	040850	Decal, Belt Diagram 3682		1
	063228	Decal, Control Box 3682/3696		1
	041204	Decal, Contrl Box Frnt 3682 W/Pwr Out		1
	028601	Decal, Fwd/Rev Motion		2
	043225	Decal, Articulator Logo Div WM		1
	056591	Decal, 18 PSI		2
	043224	Decal, Equipment, Height Adj EF		4
	045651	Decal, No Step		1
	041208	Decal, Pinch Point/Instructions CE Std		2
	064546	Decal, Wing Control Valve Direction	Not Shown	1
	047906	Decal, 3696/3682 Belt Alignment		1
	P835	Decal, Throttle Equipment		1
	040871	Decal, Control Box Front 3682		1
	040872	Decal Set, Hood 3682		1
	041683	Decal, 82in		2
	019559	Decal, Caution, Pressure Washer		1

¹ Replaced Fuse Block Decal (057522) on units with serial #38521010 and later.

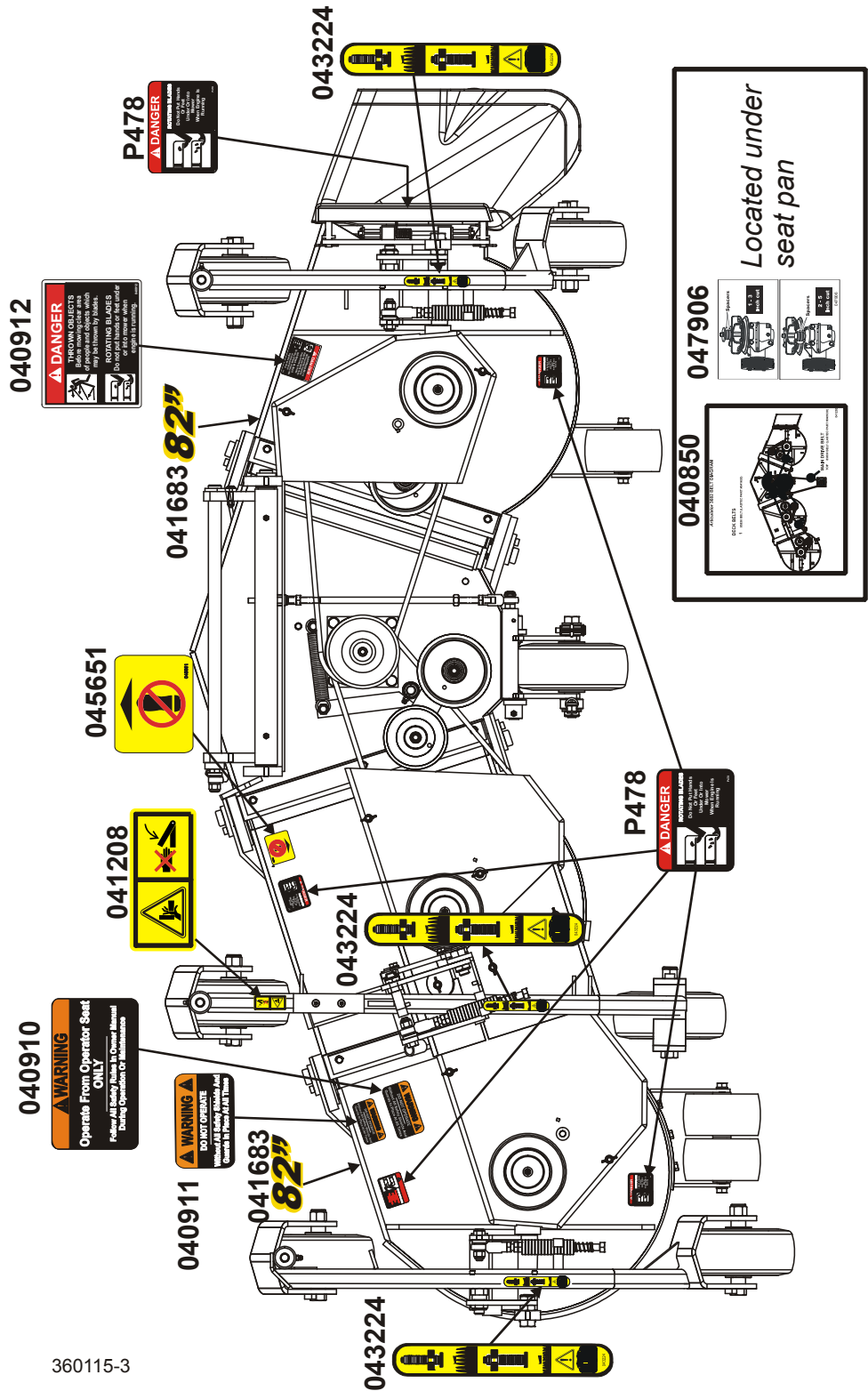
Right Side Decal Locations, US



Left Side Decal Locations, US



Deck Decal Locations, US



360115-3

1 General Information

Decals, CE

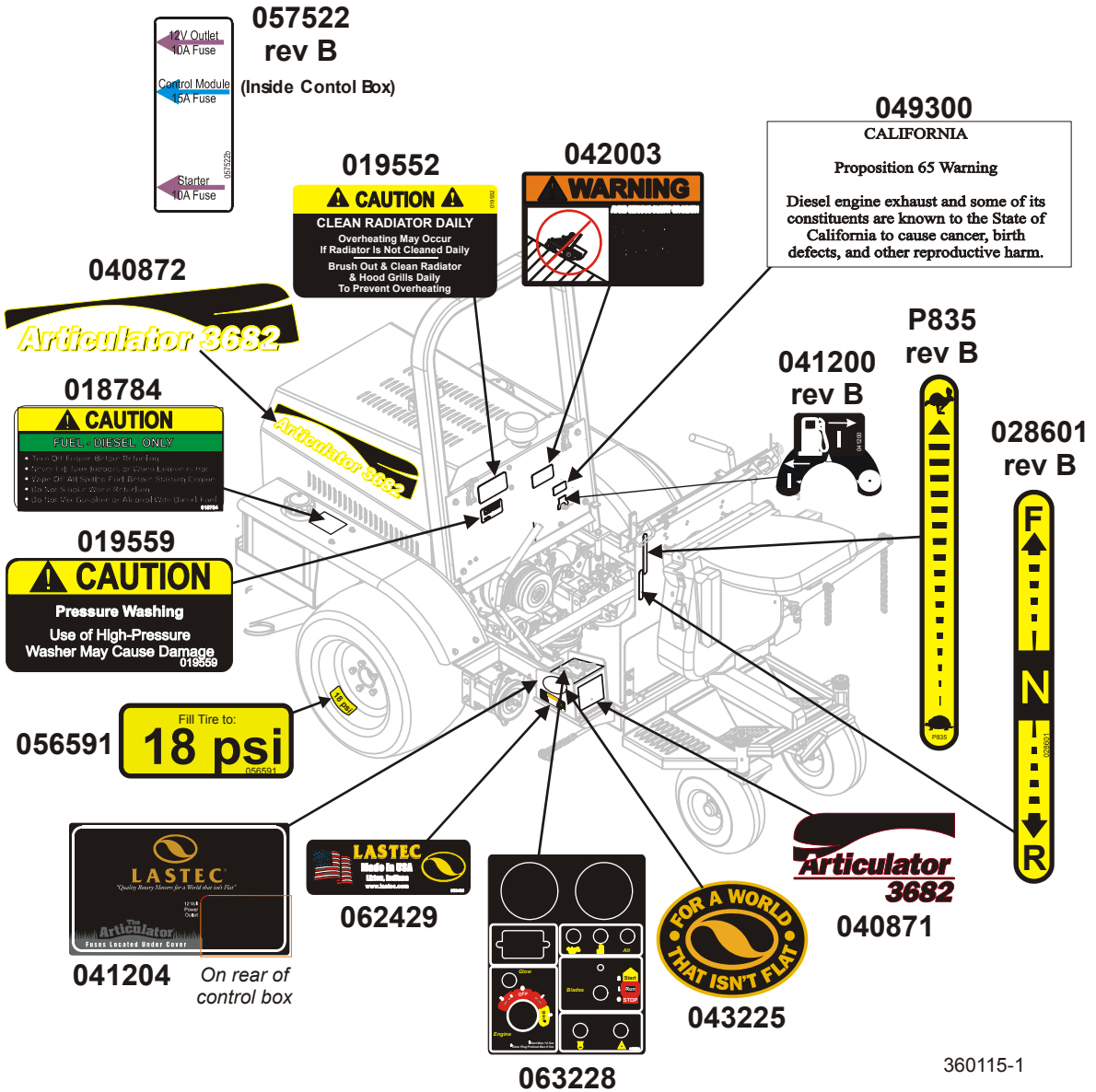
1.4 Decals, CE

REF	PART #	DESCRIPTION	COMMENTS	QTY.
	045801	Decal Kit, 3682 US		1
	P478	Decal, Danger - Rotating Blades		4
	040912	Decal, Danger, Thrown Objects/Arrow		1
	040910	Decal, Warning Operate From Seat		1
	040911	Decal, Warning Operate With Guards		1
	019552	Decal, Caution, 'Clean Radiator'		1
	018784	Decal, Equipment, Diesel Fuel		2
	019554	Decal, Warning, Operational Safety 425D		1
	049300	Decal, Diesel Exhaust Warning		1
	042003	Decal, Warning, Slope		1
	062429	Decal, Lastec Made in USA		1
	062405	Decal, 3682/3696 Hydro		1
	063327	Decal, 3682/96 Gearbox Fluid	Not Shown	1
	064277 ¹	Decal, Fuse Position		1
	041200	Decal, Fuel Switch 421D		1
	040850	Decal, Belt Diagram 3682		1
	063228	Decal, Control Box 3682/3696		1
	041204	Decal, Contrl Box Frnt 3682 W/Pwr Out		1
	028601	Decal, Fwd/Rev Motion		2
	043225	Decal, Articulator Logo Div WM		1
	056591	Decal, 18 PSI		2
	043224	Decal, Equipment, Height Adj EF		4
	045651	Decal, No Step		1
	041208	Decal, Pinch Point/Instructions CE Std		2
	064546	Decal, Wing Control Valve Direction	Not Shown	1
	047906	Decal, 3696/3682 Belt Alignment		1
	P835	Decal, Throttle Equipment		1
	040871	Decal, Control Box Front 3682		1
	040872	Decal Set, Hood 3682		1
	041683	Decal, 82in		2
	019559	Decal, Caution, Pressure Washer		1
	067065	Decal Kit, CE Deck		1
	040267	Decal Kit, European Languages		2
	040256	Decal, Warning, Outer Decks -- German		1
	040257	Decal, Warning, Outer Decks -- French		1
	040258	Decal, Warning, Outer Decks -- Italian		1
	040259	Decal, Warning, Outer Decks -- Spanish		1
	040260	Decal, Warning, Outer Decks -- Danish		1
	P117	Decal, Hands & Feet		7
	041205	Decal, Thrown Objects CE Std		1

041206	Decal, Caution Symbol CE Std	2
041209	Decal, Keep Away/Rotating Drive Line CE	2

¹ Replaced Fuse Block Decal (057522) on units with serial #38521010 and later.

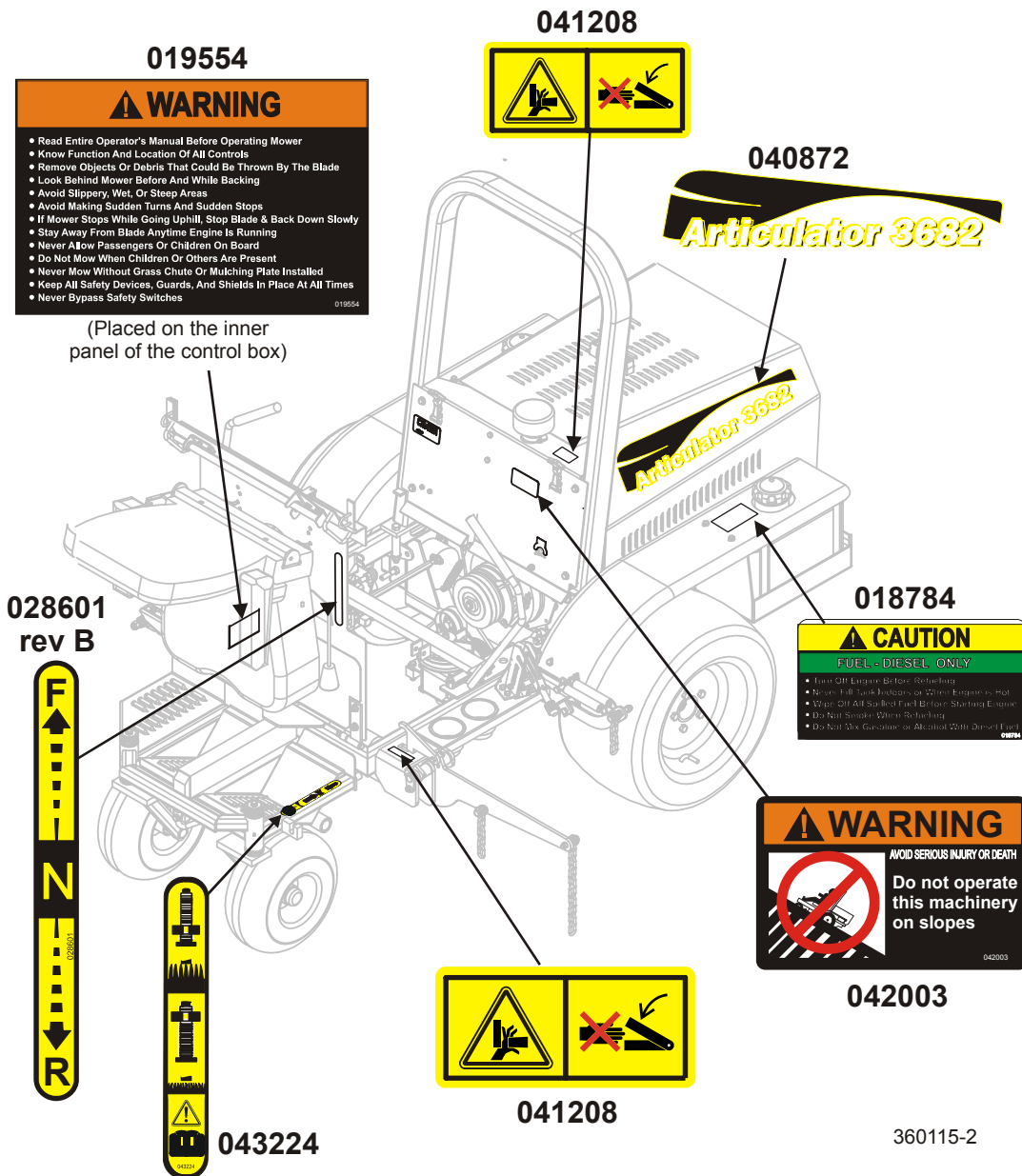
Right side decal locations, CE



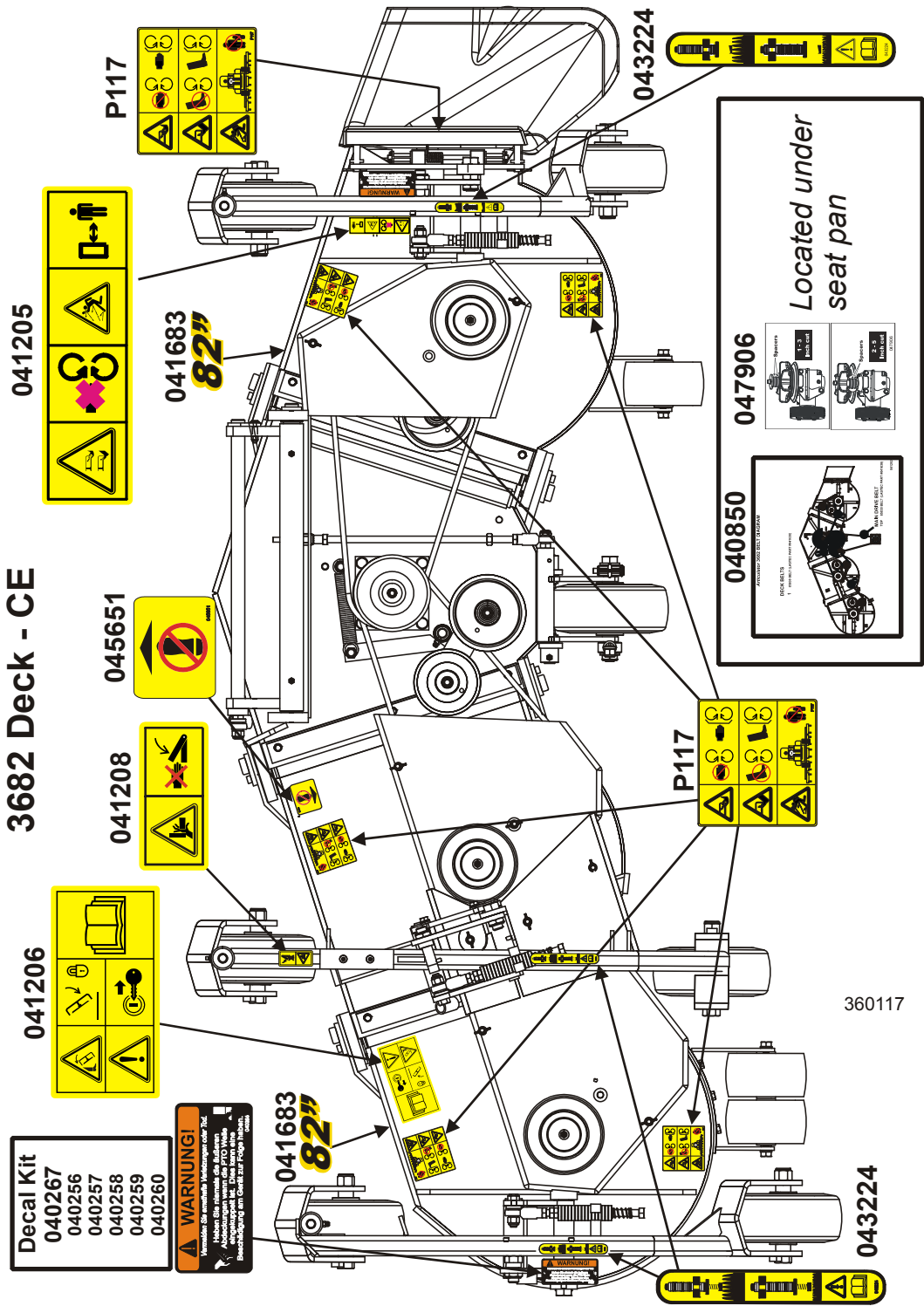
1 General Information

Decals, CE

Left side decal locations, CE



Deck decal locations, CE



SECTION 2 DRIVE SYSTEM

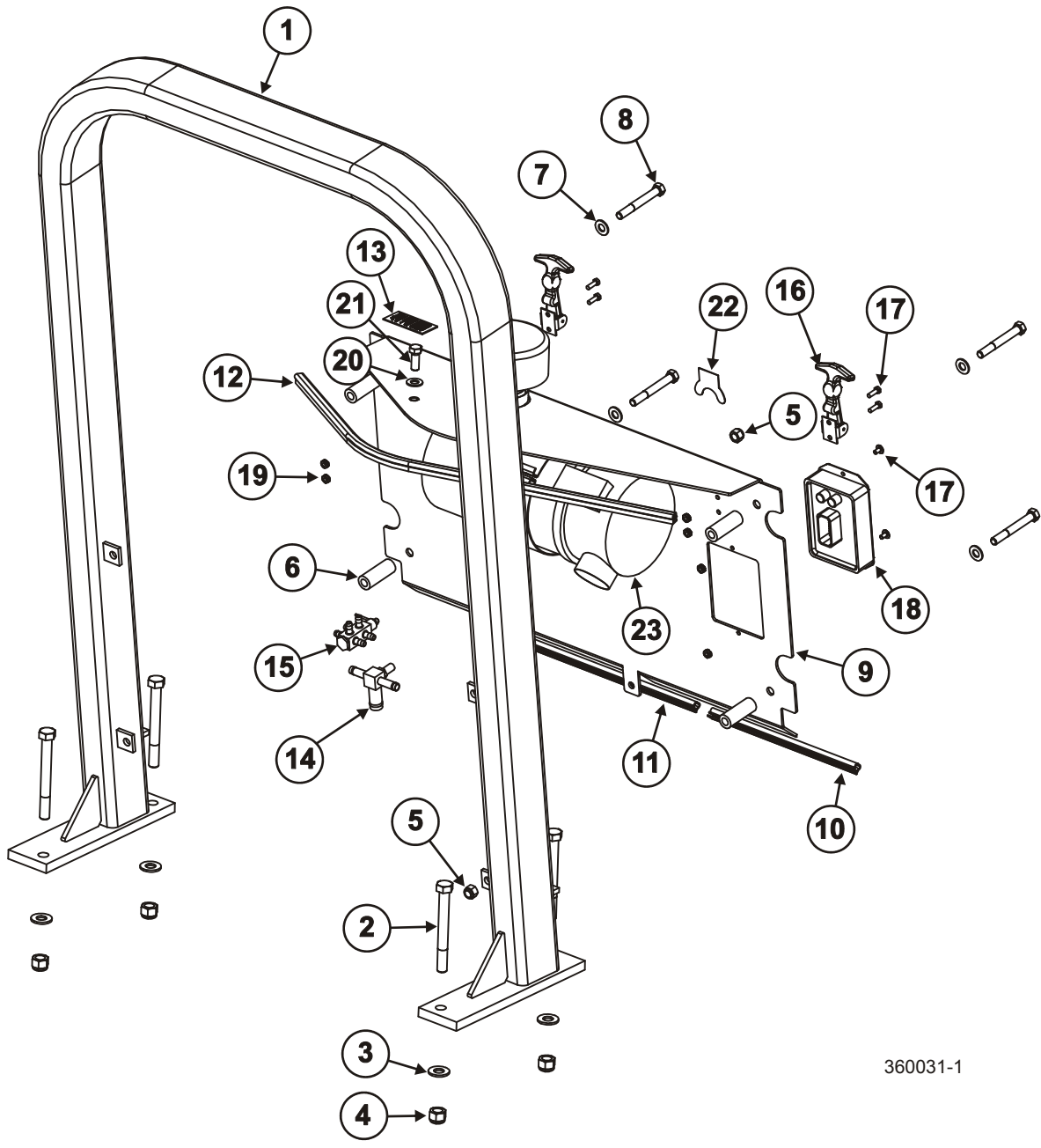
2

Drive System

Roll Bar and Firewall

2.1 Roll Bar and Firewall

REF	PART #	DESCRIPTION	COMMENTS	QTY.
	041129	Firewall Assembly, 421D		1
1	019183	Bar Assembly		1
2	F05008-35	Bolt, 1/2-13 x 4 1/2" Hex Head Grade 5		4
3	F05011-2	Washer, 1/2" SAE Flat		4
4	F05010-8	Nut, 1/2-13 Nylon Hex Lock		4
5	F05010-10	Nut, 3/8-16 Hex Nyloc		2
6	045821	Spacer, 3682 Firewall		4
7	F05011-3	Washer, 3/8" Flat SAE		4
8	F05007-73	Bolt, 3/8-16 x 3" Hex Head Grade 5		4
9	049178	Weldment, Firewall 3682		1
10	045522	Grommet, Firewall Lower		1
11	045523	Grommet, Firewall Lower		1
12	045521	Grommet, Radiator Wall Top		1
13	041208	Decal, Pinch Point		1
14	041027	Fitting, 3/8" Hose-5/8" Hose Tee w/Bolt		1
15	041083	Valve, Two Tank Diverter		1
16	014829	Latch, Flexible Draw		2
17	F05010-14	Nut, #10-24 Keps		6
18	052151	Control Module, 3682/3696 Relay		1
19	F05004-18	Screw, 10-24 x 5/8" Unsl Indent HH Machine		2
20	F05011-3	Washer, 3/8" Flat SAE		1
21	F05007-87	Bolt, 3/8-16 x 1" Hex Head Grade 5		1
22	041200	Decal, Fuel Switch 421D		1
23	Air Filter (See Section 2.2 for parts)			1



360031-1

2 Drive System

Air Filter

2.2 Air Filter

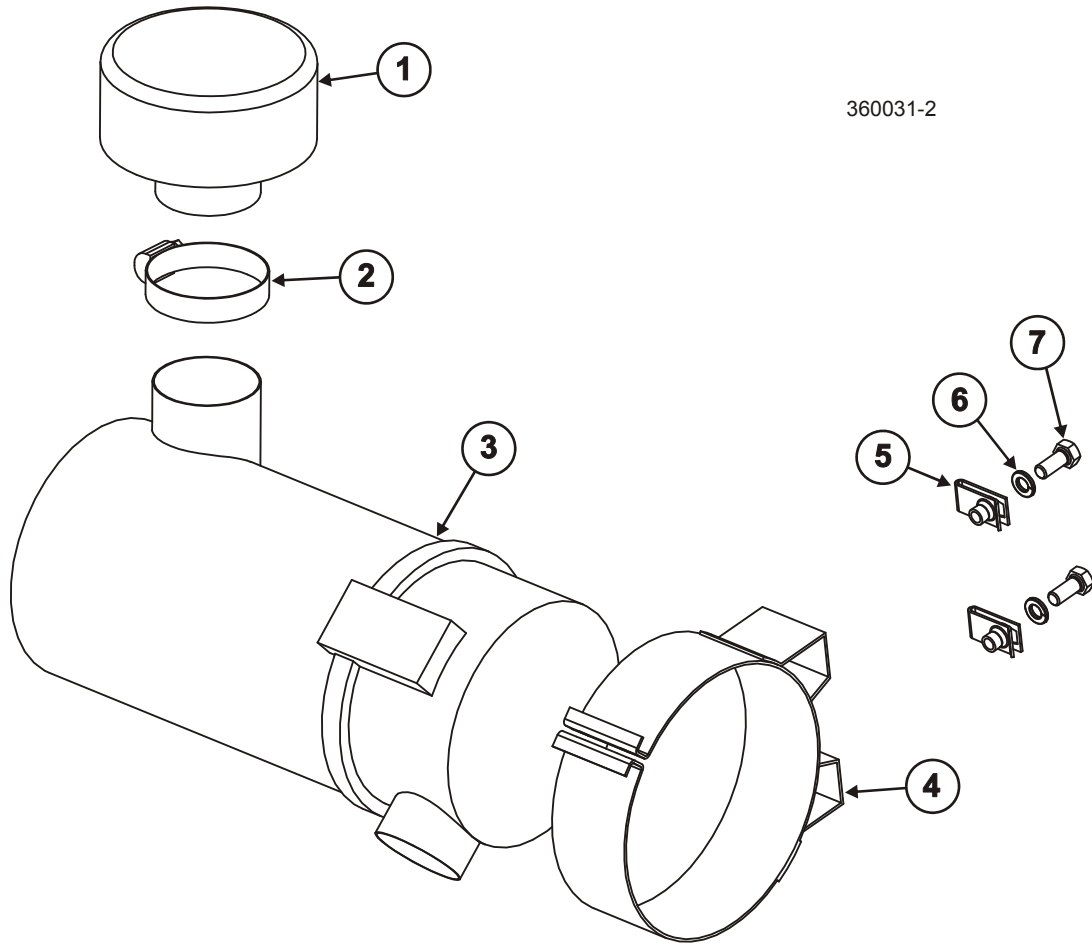
REF	PART #	DESCRIPTION	COMMENTS	QTY.
1	028509	Filter, Enginaire Pre Cleaner Cap		1
2	P09895	Clamp, Worm, 2 1/2"		1
3	028397	Filter, Enginaire Housing		1
	028598	Filter, Enginaire E2 Inner Element		1
	028597	Air Filter, E1 Primary Elemnt Enginaire		1
	028397-1	Filter Cap, Enginaire Housing		1
	028397-2	Filter Boot, Enginaire Housing		1
4	028398	Bracket, Enginaire Mounting		1
5	F05010-183	Nut, 5/16-18 U-Clip	Serial # 3840403 and later	2
	F05010-20	Nut, 5/16-18 Keps	Serial # 3830403 and prior	2
6	F05011-13	Washer, 5/16" Split Lock		2
7	F05006-102	Bolt, 5/16-18 x 3/4" Hex Head Grade 5		2
	028559	Hose, Air Cleaner - Kubota		1
	028132	Clamp, Worm 2 1/4"		2

NOTE: The Enginaire Pre Cleaner Filter includes a life-time guarantee from Enginaire. Send damaged/defective parts directly to:

Enginaire

122 S. River Street

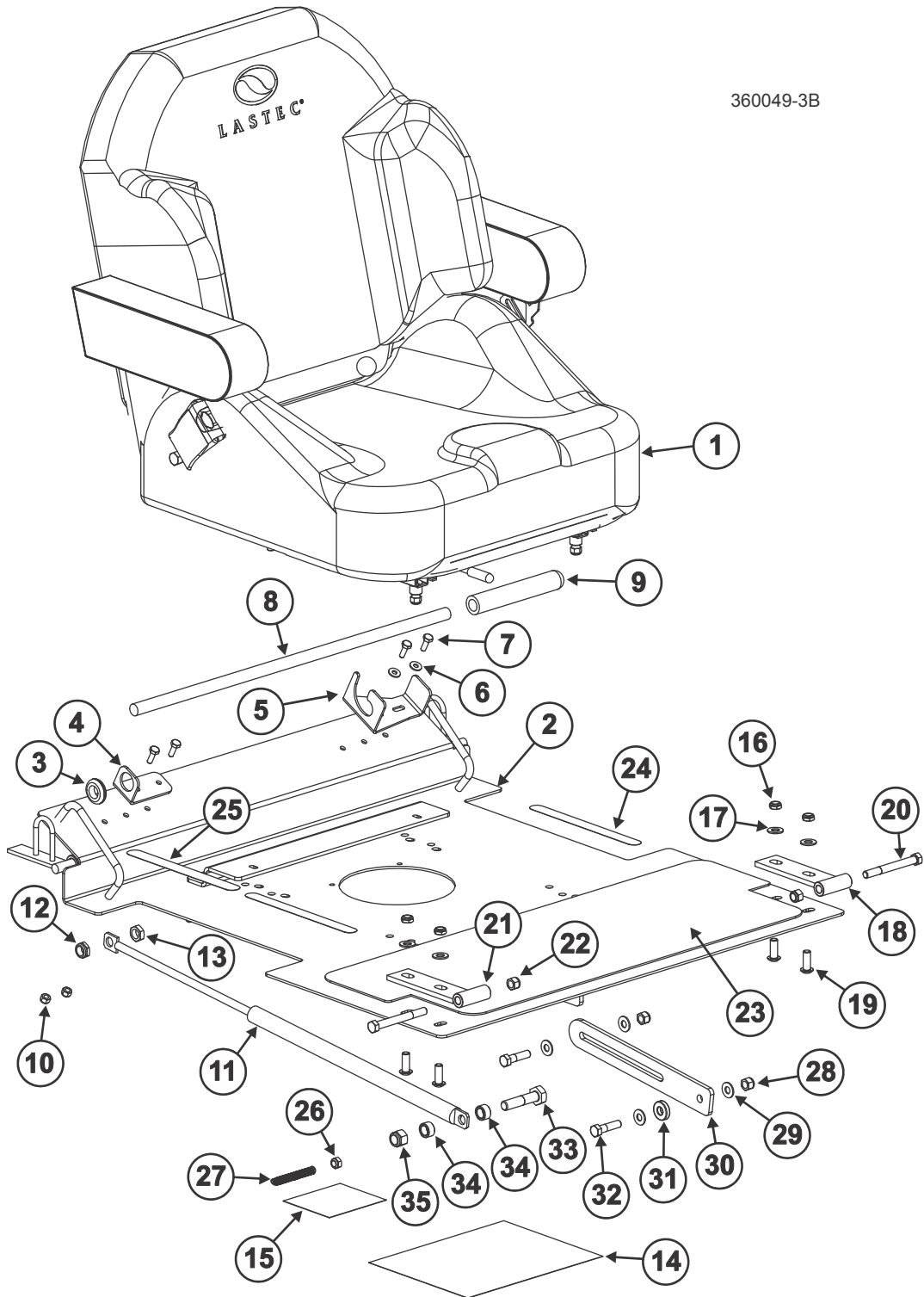
Janesville, WI 53547



2.3 Pan Assembly

REF	PART #	DESCRIPTION	COMMENTS	QTY.
	041186	Pan Assembly, Seat 421D/3682 Model		1
1	105735	Seat Assembly, 3682/3696	See Section 2.4 for parts. Serial #58251216 and later	1
	046613	Seat Assembly, 3682	See Section 2.5 for parts. Serial #4351003 to 58241216	
	044006	Seat, Air Ride - Gray	Serial #4341003 and prior	1
2	041077	Pan Weldment, Seat 421D/3682		1
3	015460	Grommet, 11/16" x 1" x 1 5/16" Rubber		1
4	041193	Bracket, Deck Bar Holder		1
5	041192	Clip, Handle Deck		1
6	F05011-60	Washer, 1/4" SAE Flat		2
7	F05005-123	Bolt, 1/4-20 x 3/4" Hex Head Grade 5		4
	041685	Handle Assembly, 421D Deck Lift		1
8	S04827	Handle, Outrigger Jack		1
9	048644	Handle, Foam .625" x 6" x 3/16" Wall		1
10	F05010-69	Nut, 1/4-20 Nylock		4
11	019088	Shock, Seat Gas		1
12	F05010-8	Nut, 1/2-13 Nyl Hex Lock		1
13	F05010-31	Nut, 1/2-13 Jam		1
14	040850	Decal, Belt Diagram 3682		1
15	047906	Decal, 3696/3682 Belt Alignment		1
16	F05010-124	Nut, 3/8-16 Half Nyloc		4
17	F05011-3	Washer, 3/8" Flat SAE		4
18	028247	Hinge Weldment, Seat Pan L		1
19	F05007-167	Screw, 3/8-16 x 1" BH SHC Grade 5		4
20	F05004-123	Bolt, 3/8-16 x 3 1/2" Hex Head Grade 5		2
21	028246	Hinge Weldment, Seat Pan R		1
22	F05010-10	Nut, 3/8-16 Hex Nyloc		2
23	041694	Shur Grip, 421D Seat Pan		1
24	028601	Decal, Fwd/Rev Motion		2
25	P835	Decal, Throttle Equipment		1
26	F05010-132	Nut, M8 Hex Nylock		1
27	014818	Spring, Extension 3/8" x 3"		1
28	F05010-10	Nut, 3/8-16 Hex Nyloc		1
29	F05011-61	Washer, 3/8" SAE Flat		2
30	041817	Strap, Seat Pan Stop		1
31	029214	Spacer, 1.00" OD x .41" ID x 1/4" Thk Nylon-Blk		1
32	F05007-78	Bolt, 3/8-16 x 1 1/2" Hex Head Grade 5		1
33	F05008-10	Bolt, 1/2-13 x 2 1/4" Hex Head Grade 5		1
34	041727	Spacer, 3/4" OD x 1/2" ID x 7/16" Long		2
35	F05010-8	Nut, 1/2-13 Nyl Hex Lock		1

047783	Switch Wafer, Seat w/Leads	Not Shown	1
--------	----------------------------	-----------	---

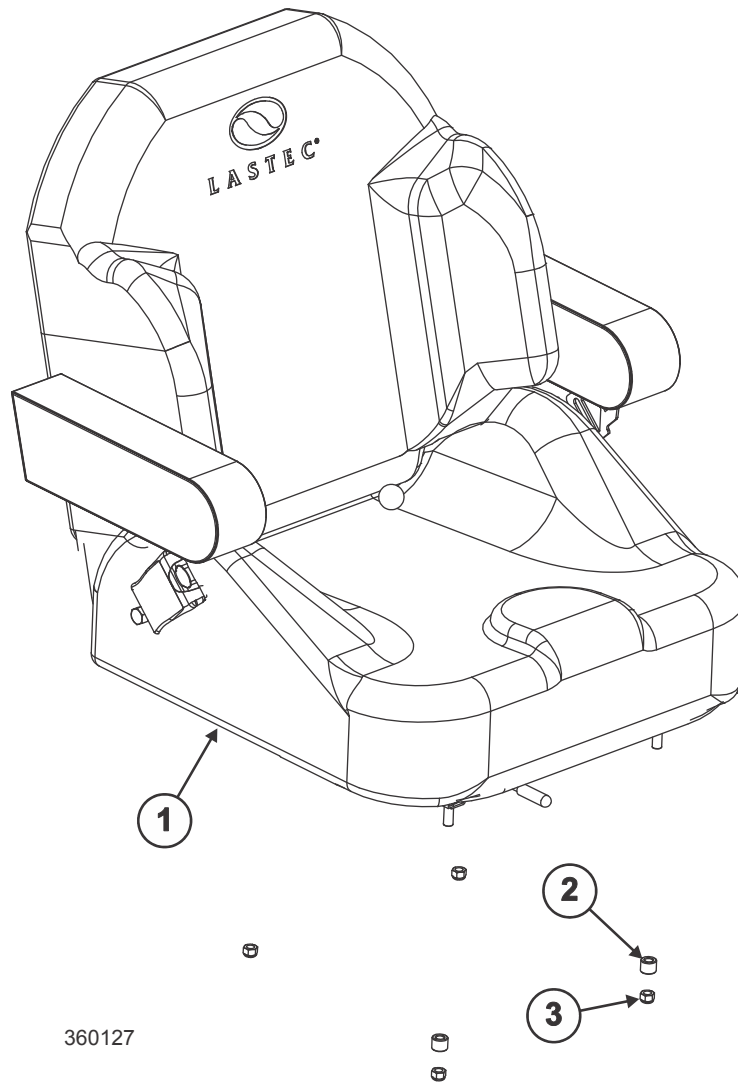


2 Drive System

Seat Assembly (Serial #58251216 and later)

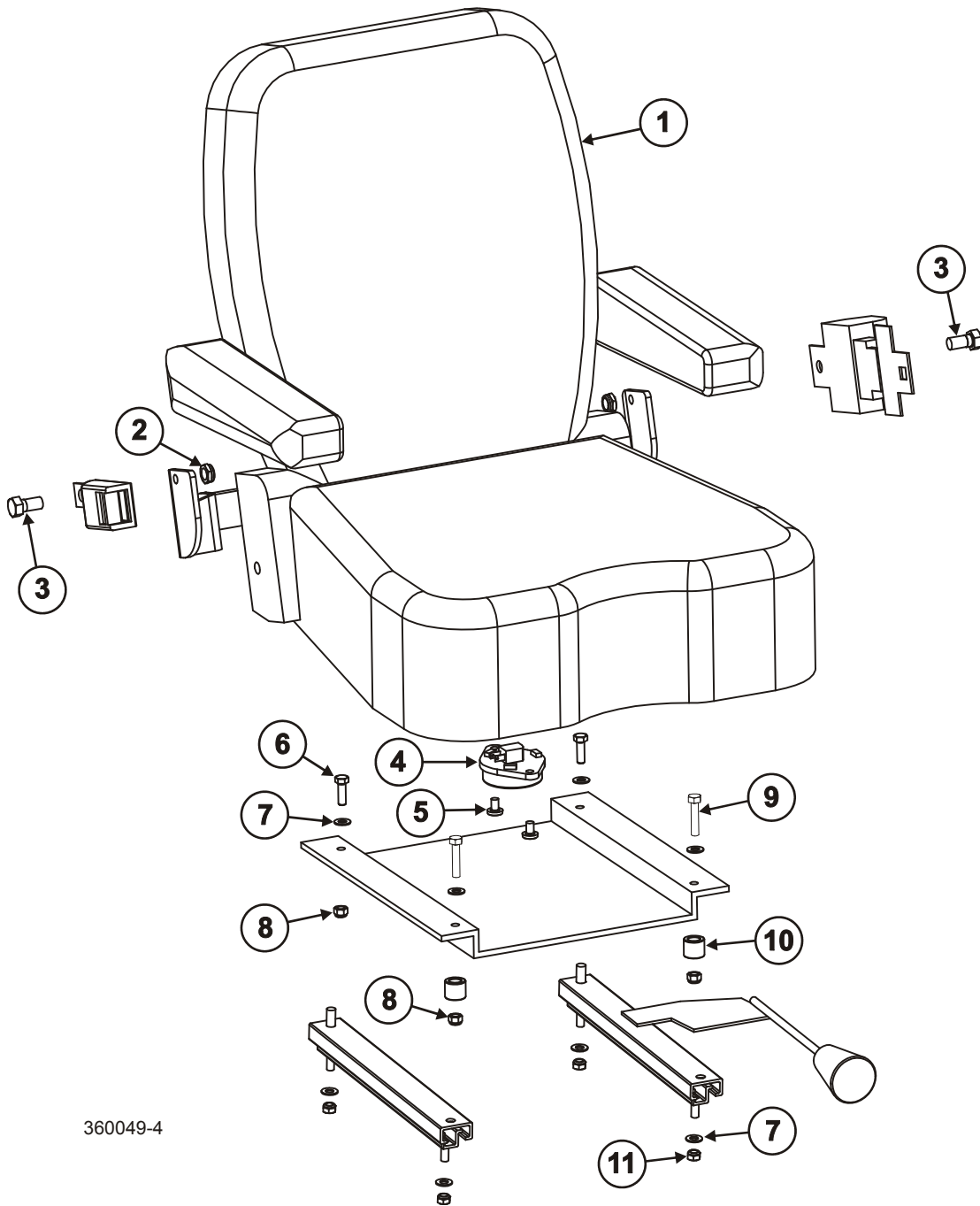
2.4 Seat Assembly (Serial #58251216 and later)

REF	PART #	DESCRIPTION	COMMENTS	QTY.
	105735	Seat Assembly, 3682/3696		1
1	073384	Seat, SK650 Ash Gray w/ 2 Pockets Deboss		1
2	040396	Spacer Hydro Actuator		2
3	F05010-58	Nut, 5/16-18 Nylok Hex		4



2**Drive System***Seat Assembly (Serial #3300102 - 3610302, 4351003 - 58241216)***2.5 Seat Assembly (Serial #3300102 - 3610302, 4351003 - 58241216)**

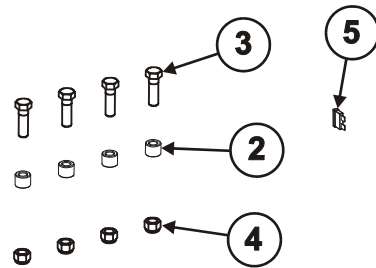
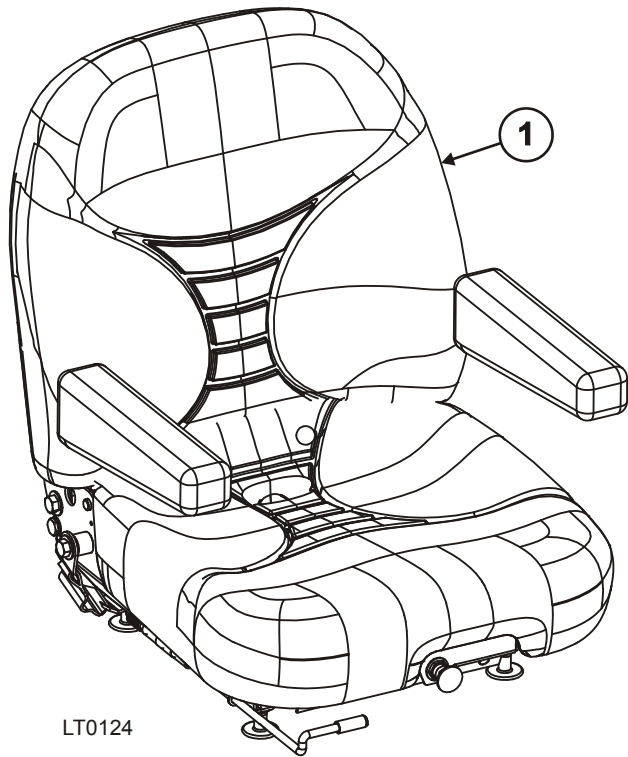
REF	PART #	DESCRIPTION	COMMENTS	QTY.
	046613	Seat Assembly, 3682		1
1	P630	Seat, Air Ride (Color Gray)		1
2	F05010-127	Nut, 1/2-13 Half Nyloc		2
3	F05008-71	Bolt, 1/2-13 x 1" Hex Head Full Thread		2
4	P826	Switch, Seat		1
5	F412	Screw, Seat Switch		2
6	F05006-27	Bolt, 5/16-18 x 1" Hex Head Grade 5		2
7	F05011-17	Washer, 5/16" SAE Flat		8
8	F05010-58	Nut, 5/16-18 Nylok Hex		4
9	F05008-96	Bolt, 5/16-18 x 1 1/2" Hex Head Grade 5		2
10	018465	Spacer, Small Seat Pan		2
11	F05010-132	Nut, M8 Hex Nylock		4
	P630-3	Kit, Integrated Seat/Suspension Armrest	Not Shown	1
	056628	Cushion, Seat	Not Shown	1
	056641	Damper Kit, P630 Seat	Not Shown	1
	P630-5	Kit, Seat Slide (Includes Left and Right Slides)	Not Shown	1



360049-4

2**Drive System***Air Suspension Seat Kit (Optional)***2.6 Air Suspension Seat Kit (Optional)**

REF	PART #	DESCRIPTION	COMMENTS	
	064601	Seat Kit, Air Suspension		1
1	064602	Seat, Air Suspension (Grey w/ Arm Rests)		1
	067083	Seat, Safety Switch (For 064602)		1
	067084	Seat, Air Valve Assembly (For 064602)		1
	P776	Seat Belt, 2" Buckle (For 064602)		1
	064602-1	Seat, Armrest Kit (For 064602)		1
	064602-2	Seat, Linkage Assembly Kit (For 064602)		1
	064602-3	Seat, Wire Harness (For 064602)		1
	064602-4	Seat, Slide Kit (For 064602)		1
	064602-5	Seat, Compressor Kit (For 064602)		1
	064602-6	Seat, Seat Cushion Kit (For 064602)		1
	064602-7	Seat, Spring and Saddle Kit (For 064602)		1
	064602-8	Seat, Back Cushion Kit (For 064602)		1
	064602-9	Seat, Water Drain Kit (For 064602)		1
	064603	Harness Assy, Air Suspension Seat		1
2	040396	Spacer Hydro Actuator		4
3	F05007-123	Bolt, 3/8-16 x 1 1/4" Hex Head Grade 5		4
4	F05010-10	Nut, 3/8-16 Hex Nyloc		4
	IS-0314	Instruction Sheet, Air Suspension Seat		1





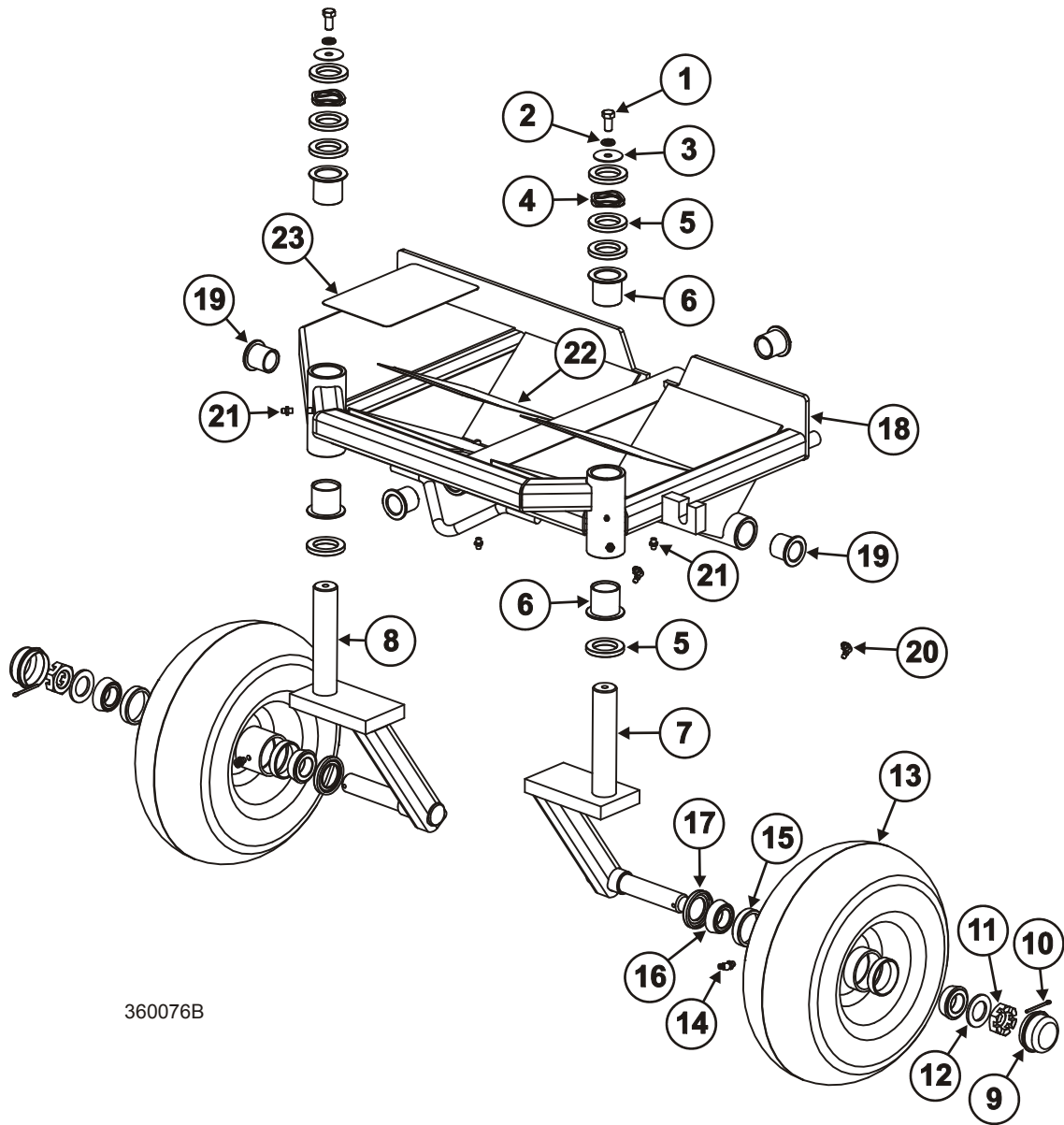
Drive System

Front Axle/Tire and Wheel Assembly

2.7 Front Axle/Tire and Wheel Assembly

REF	PART #	DESCRIPTION	COMMENTS	QTY.
	045525 ¹	Axle Assembly, 3682 Front		1
	045526	Wheel Assembly, 3682 Left Swivel	Left Side	1
	045527	Wheel Assembly, 3682 Right Swivel	Right Side	1
1	F05007-118	Bolt, 3/8-16 x 3/4" Hex Head Grade 5		1
2	F05011-4	Washer, 3/8" Split Lock		1
3	F05011-44	Washer, 3/8" Fender		1
4	P844	Spring, 1 1/4" ID Wave		1
5	T132	Spacer, 1 1/4" x 2" x 1/4"		4
6	P203	Bushing, Flgd, 1-1/4" ID x 1-1/2" OD x 1-1/2"		2
7	041120	Yoke Weldment, Left Front Wheel	Left Side Only	1
8	041119	Yoke Weldment, Right Front Wheel	Right Side Only	1
9	P195	Cap, Hub		1
10	F05012-49	Pin, 1/8" x 1 1/2" Cotter		1
11	P192	Nut, Castle, 1-14"		1
12	P116	Washer, 1-1/16" x 1-3/4" x 1/8"		1
13	A250	Wheel Assembly, 13" x 5.00-6		1
14	P294	Fitting, 1/4-28 45 Deg. Grease		1
15	P289	Insert, Brg Race 1" TRB Brg		2
16	P190	Bearing, 1" Id Tapered Roller		2
17	P191	Seal, 1 1/4" ID Trb Bearing		1
18	041052	Frame Weldment, Front End		1
19	P109	Bushing, 1" ID x 1-1/4" OD x 1-1/4" Flanged		4
20	P123	Fitting, 90 Deg. 1/4-28 Grease		2
21	P107	Fitting, 1/4-28 Straight Grease		4
22	062005	Sure Grip, 100zt Footpan		2
23	062007	Sure Grip, 100zt Top Footpan		1

¹ Modified 041052 Front End Frame Weldment to remove louver pattern and added (2) 062005 100ZT Footpan Sure Grips and (1) 062007 100ZT Top Footpan Sure Grip (3/12).



360076B

2

Drive System

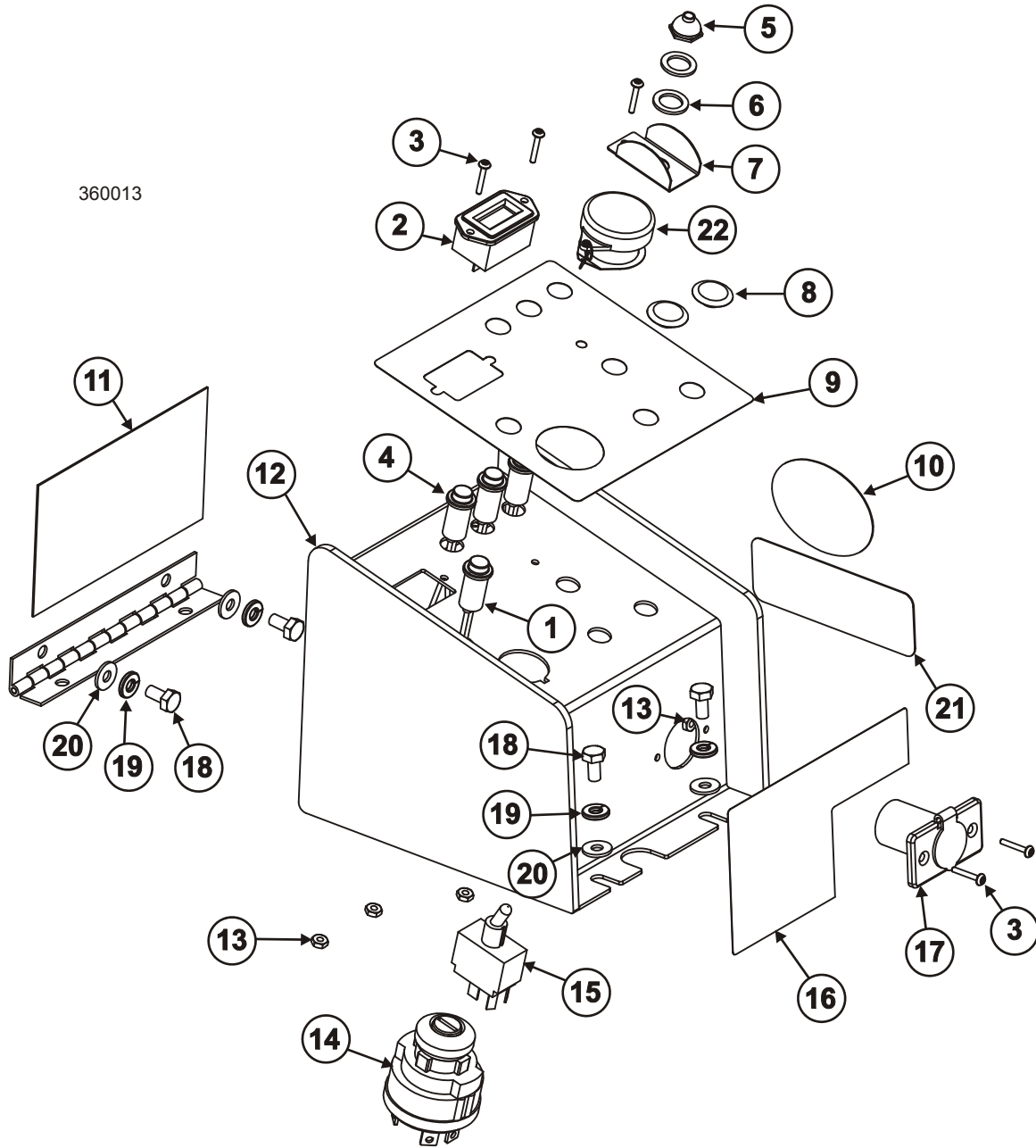
Control Box Assembly (Serial #35471009 and prior)

2.8 Control Box Assembly (Serial #35471009 and prior)

REF	PART #	DESCRIPTION	COMMENTS	QTY.
	049190	Box Assembly, 3682 Control		1
1	050477-3	Light Assembly, 3682/3696		1
2	046129 ¹	Meter, Digital LCD Hour		1
3	F05004-93	Screw, 6-32 x 3/4" SBHC SS		5
4	050477-1	Light Assy, LED Red 3/16 FI Male Quicks		3
5	P02575	Boot, Toggle Switch		1
6	P05251-1	Washer, 1/2" x 3/4" x 1/16" Nylon		1
7	019612	Guard, Blade Switch		1
8	019613	Plug, 1/2" Hole		2
9	049179	Decal, Control Box 3682		1
10	043225	Decal, Articulator Logo Div WM		1
11	040871	Decal, Control Box Front 3682		1
12	048535	Weldment, Diesel Control Box		1
13	F05010-44	Nut, #6-32 Hex		5
14	024378	Switch, Key Diesel (Kubota)		1
15	P654	Switch, Blade Start/Stop		1
16	041204	Decal, Contrl Box Front 3682 W/Pwr Out		1
17	041669	Socket, 12V Accessory Panel Mount		1
18	F05005-15	Bolt, 1/4-20 x 1/2" Hex Head		4
19	F05011-14	Washer, 1/4 Split Lock		4
20	F05011-60	Washer, 1/4 SAE Flat		4
21	062429	Decal, Lastec Made in USA		1
22	063212	Cap, Diesel Starter Switch		1
	052147	Harness, 3696 Op Box Wire	Not Shown (See Harness diagram and schematic in section 5, Engine, Gearbox and Electrical)	1
	057522	Decal, Fuse Block	Not Shown. Located on inside frame next to wiring harness	1
	028507	Key (Set of 2 Replacement Keys Kubota)	Not Shown	1

¹ Replaced Meter, Hour Rectangle Mount (015401) to improve durability (6/09).

360013





Drive System

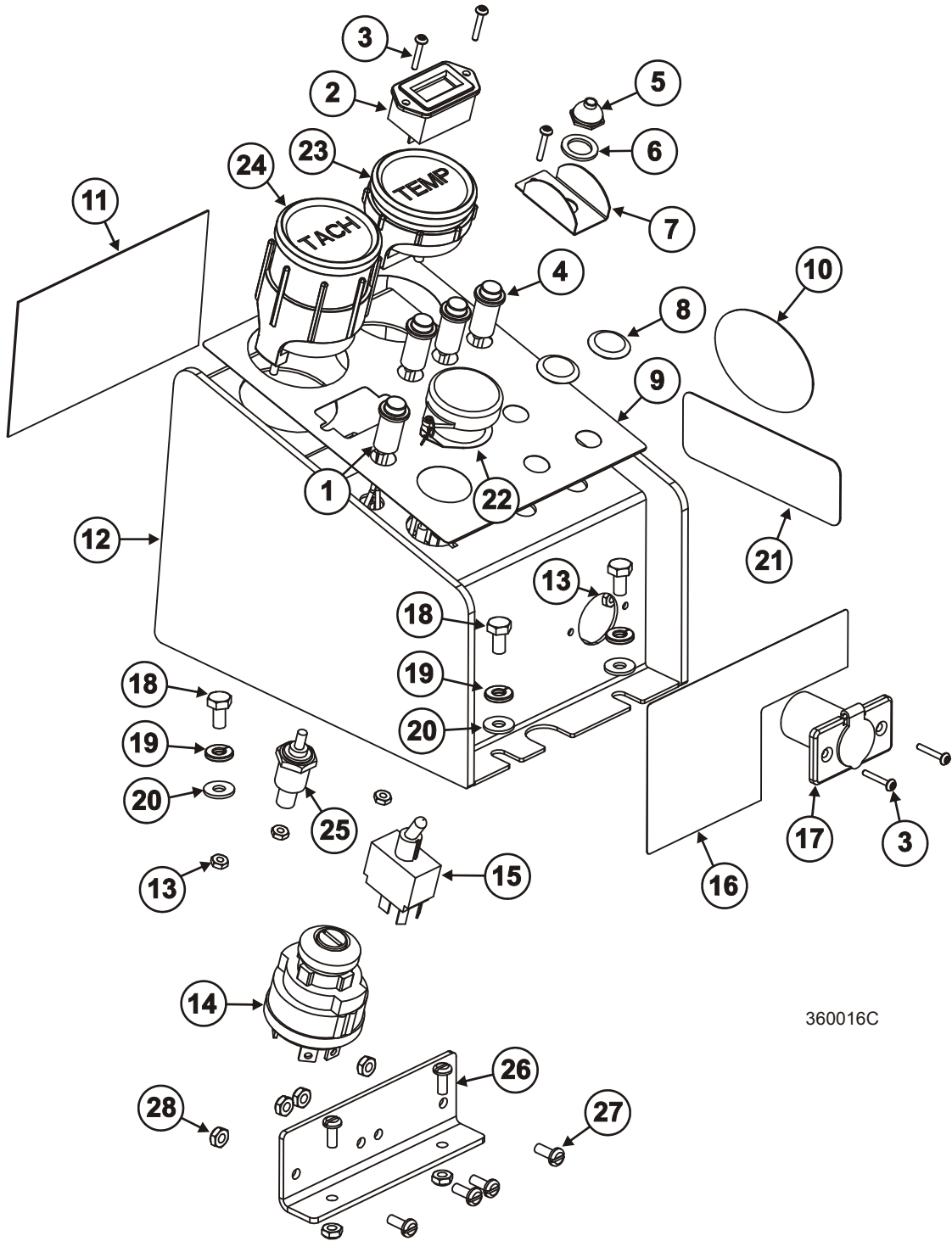
Control Box Assembly (Serial #35481009 and later)

2.9 Control Box Assembly (Serial #35481009 and later)

REF	PART #	DESCRIPTION	COMMENTS	QTY.
	063222	Box Assembly, 3682 Control		1
1	050477-3	Light Assembly, 3682/3696		1
2	046129	Meter, Digital LCD Hour		1
3	F05004-93	Screw, 6-32 x 3/4" SBHC SS		5
4	050477-1	Light Assembly, LED Red 3/16 FI Male Quicks		3
5	P02575	Boot, Toggle Switch		1
6	P05251-1	Washer, 1/2" x 3/4" x 1/16" Nylon		1
7	019612	Guard, Blade Switch		1
8	019613	Plug, 1/2" Hole		2
9	063228	Decal, Control Box 3682/3696		1
10	043225	Decal, Articulator Logo Div WM		1
11	040871	Decal, Control Box Front 3682		1
12	063223	Weldment, Diesel Control Box		1
13	F05010-44	Nut, #6-32 Hex		5
14	024378	Switch, Key Diesel (Kubota)		1
15	P654	Switch, Blade Start/Stop		1
16	041204	Decal, Control Box Front 3682 W/Pwr Out		1
17	041669	Socket, 12V Accessory Panel Mount		1
18	F05005-15	Bolt, 1/4-20 x 1/2" Hex Head		4
19	F05011-14	Washer, 1/4" Split Lock		4
20	F05011-60	Washer, 1/4" SAE Flat		4
21	062429	Decal, Lastec Made in USA		1
22	063212	Cap, Diesel Starter Switch		1
	052147	Harness, 3696 Op Box Wire	Not Shown (See Harness diagram and schematic in section 5, Engine, Gearbox and Electrical)	1
23	063218 ¹	Gauge, Temperature 0-250 Deg Electric		1
24	063220 ²	Gauge, Tachometer 0-4000 RPM 16-Pole		1
25	063219	Sender, Water Temperature 0-250 Deg		1
	064485	Wire Harness, 3300 Gauge Kit	Added S/N 39270211 and later	1
	067775	Jumper, Kubota Key Switch	Not Shown	1
26	063385	Plate, Fuse Holder Mount		1
27	F05004-1	Screw, 10-24 x 1/2" SI Hex Machine		6
28	F05010-160	Nut, 10-24 Hex Nylock		6
	057522	Decal, Fuse Block	Not Shown. Located on inside frame next to wiring harness	1
	028507	Key (Set of 2 Replacement Keys Kubota)	Not Shown	1

¹ Replaced Temperature Manual Gauge (063238) and Fitting (063239) with serial #39270211 and later.

² Added in units with S/N 39660411 and later. Replaced 2" Hole Plug (063237).



360016C

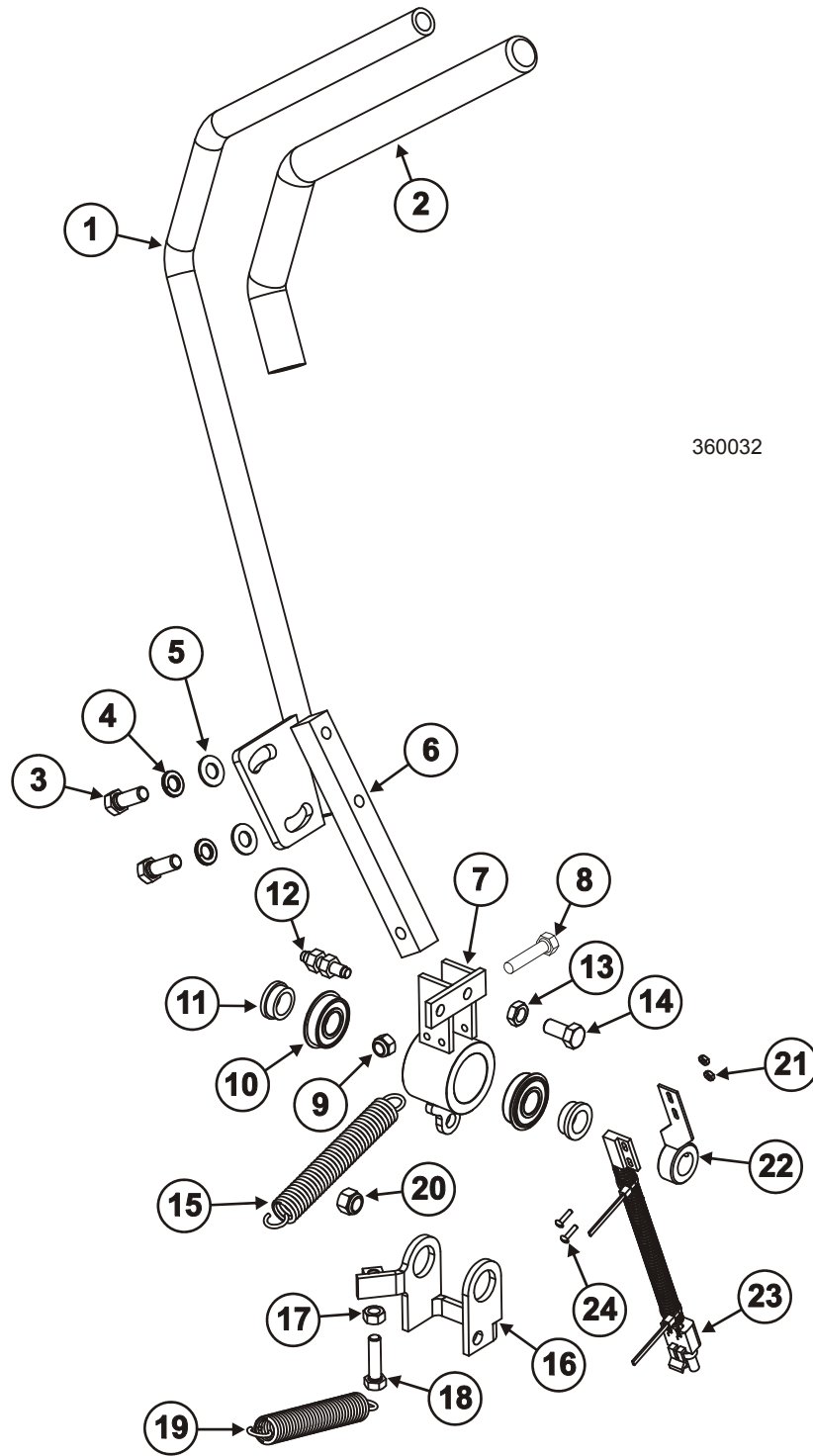


Drive System

Hand Control Assembly

2.10 Hand Control Assembly

REF	PART #	DESCRIPTION	COMMENTS	QTY.
	045534	Control Assembly, Left Drive Hand		1
	045535	Control Assembly, Right Drive Hand		1
1	029431	Handle Weldment, Left Drive		1
	029401	Handle Weldment, Right Drive		1
2	028390	Grip, Handle		1
3	F05007-87	Bolt, 3/8-16 x 1" Hex Head Grade 5		2
4	F05011-4	Washer, 3/8" Split Lock		2
5	F05011-3	Washer, 3/8" Flat SAE		2
6	029322	Block, Drive Handle Mount		1
7	041151	Arm Weldment, Left Lower Drive	Serial # 3840403 and later	1
	041150	Arm Weldment, Right Lower Drive	Serial # 3840403 and later	1
	029312	Arm Weldment, Left Drive Handle	Serial # 3830403 and prior	1
	029317	Arm Weldment, Right Drive Handle	Serial # 3830403 and prior	1
8	F05008-96	Bolt, 5/16-18 x 1 1/2" Hex Head Grade 5		1
9	F05010-58	Nut, 5/16-18 Nylok Hex		1
10	014834	Bearing, w/Snap Ring 5/8" ID		2
11	018819	Bushing, 5/8" x 7/8" x 1/4" Bronze		2
12	045545	Actuator Assembly, Magnetic Switch		1
13	F05010-29	Nut, 3/8-16 Jam		1
14	F05007-118	Bolt, 3/8-16 x 3/4" Hex Head Grade 5		1
15	041188	Spring, 3/4" x 5 1/2" x .095" Wire		1
16	041148	Channel, Weldment -Drive Centering Left	Serial # 3840403 and later	1
	041146	Channel, Weldment -Drive Centering Right	Serial # 3840403 and later	1
	018794	Channel, Weldment -Drive Centering Left	Serial # 3830403 and prior	1
	018795	Channel, Weldment -Drive Centering Right	Serial # 3830403 and prior	1
17	F05010-17	Nut, 5/16-18 Hex		1
18	F05006-93	Bolt, 5/16-18 x 1 1/4" Hex Head FT Grade 5	Serial # 3840403 and later	1
	F05009-62	Bolt, 5/16-18 x 1 1/4" Hex Head	Serial # 3830403 and prior	1
19	018818	Spring, 3/4" x 5" x .105 Ext		1
20	F05010-10	Nut, 3/8-16 Hex Nyloc		1
21	F05010-43	Nut, #4-40 Hex		2
22	028334	Boss Weldment, Sensor Mount		1
23	024237	Cable Assembly, Reed Swt w/Conn		1
24	F05004-14	Screw, 4-40 x 1/2 SI Rnd Head Machine		2



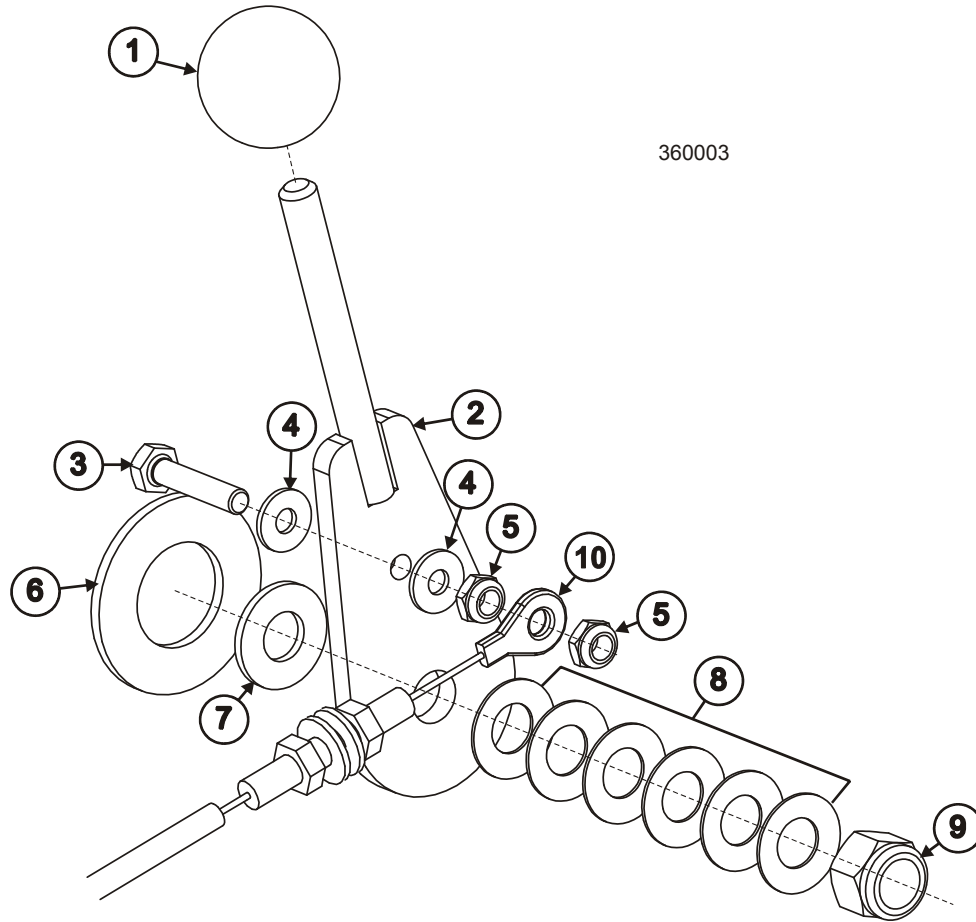
360032

2 Drive System

Throttle Control Lever Assembly

2.11 Throttle Control Lever Assembly

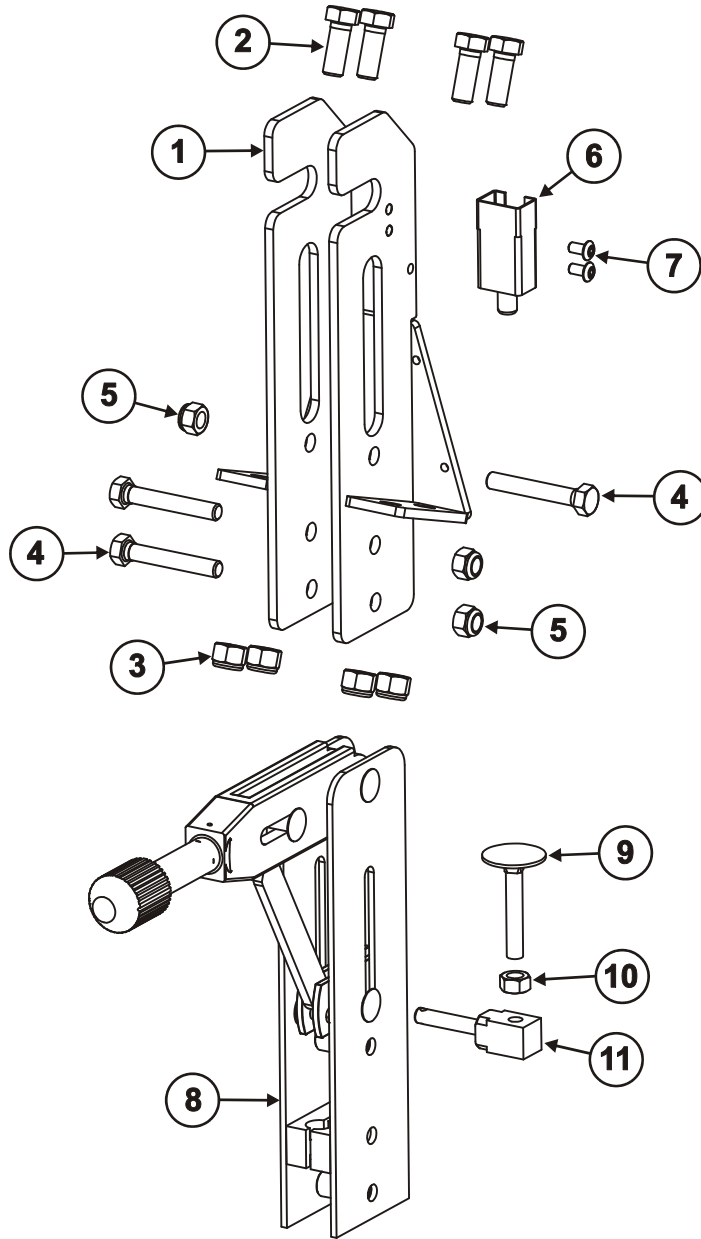
REF	PART #	DESCRIPTION	COMMENTS	QTY.
	045553	Handle Assembly, Throttle		1
1	019086	Knob, 1 3/8" x 3/8-24		1
2	019014	Handle Weldment, Throttle		1
3	F05005-116	Bolt, 1/4-20 x 1 1/4" Hex Head Grade 5		1
4	F05011-11	Washer, 1/4" SAE Flat		2
5	F05010-156	Nut, 1/4-20 Half Nylock		2
6	019010	Washer, Throttle Friction		1
7	F05011-2	Washer, 1/2" SAE Flat		1
8	F05011-24	Washer, 1/2" Spring		6
9	F05010-8	Nut, 1/2-13 Nyl Hex Lock		1
10	019065	Throttle Cable, Lawn Mower		1



2.12 Emergency Brake Assembly

REF	PART #	DESCRIPTION	COMMENTS	QTY.
	041816	Brake Assembly, Hand		1
1	041811	Brake Weldment, Hand		1
2	F05007-87	Bolt, 3/8-16 x 1" Hex Head Grade 5		4
3	F05010-10	Nut, 3/8-16 Hex Nyloc		4
4	F05006-13	Bolt, 5/16-18 x 2" FT Hex Head		3
5	F05010-58	Nut, 5/16-18 Nylok Hex		3
6	043459	Switch, DPST NO 5A Plunger	Serial # 5521005 and later	1
	046559	Switch, DPST N/O N/C	Serial # 5511005 and prior	1
7	F05004-78	Screw, #10-24 x 3/8" BO SBHC		2
8	041746	Handle Assembly, Parking Brake 421D		1
9	057505	Bolt, 5/16-18 x 2" Elevator	Serial # 5521005 and later	1
	F05006-81	Bolt, 5/16-18x1 3/4" FT Hex Head Grade 5	Serial # 5511005 and prior	1
10	F05010-17	Nut, 5/16-18 Hex		1
11	041813	Pin, Sliding Brake		1
	F05012-3	Pin, 1/8"x 3/4" Cotter	Not Shown	1
	F05011-60	Washer, 1/4" SAE Flat	Not Shown	1

NOTE: Brake Cable is illustrated in Section 3 *Hydraulics*.



360033

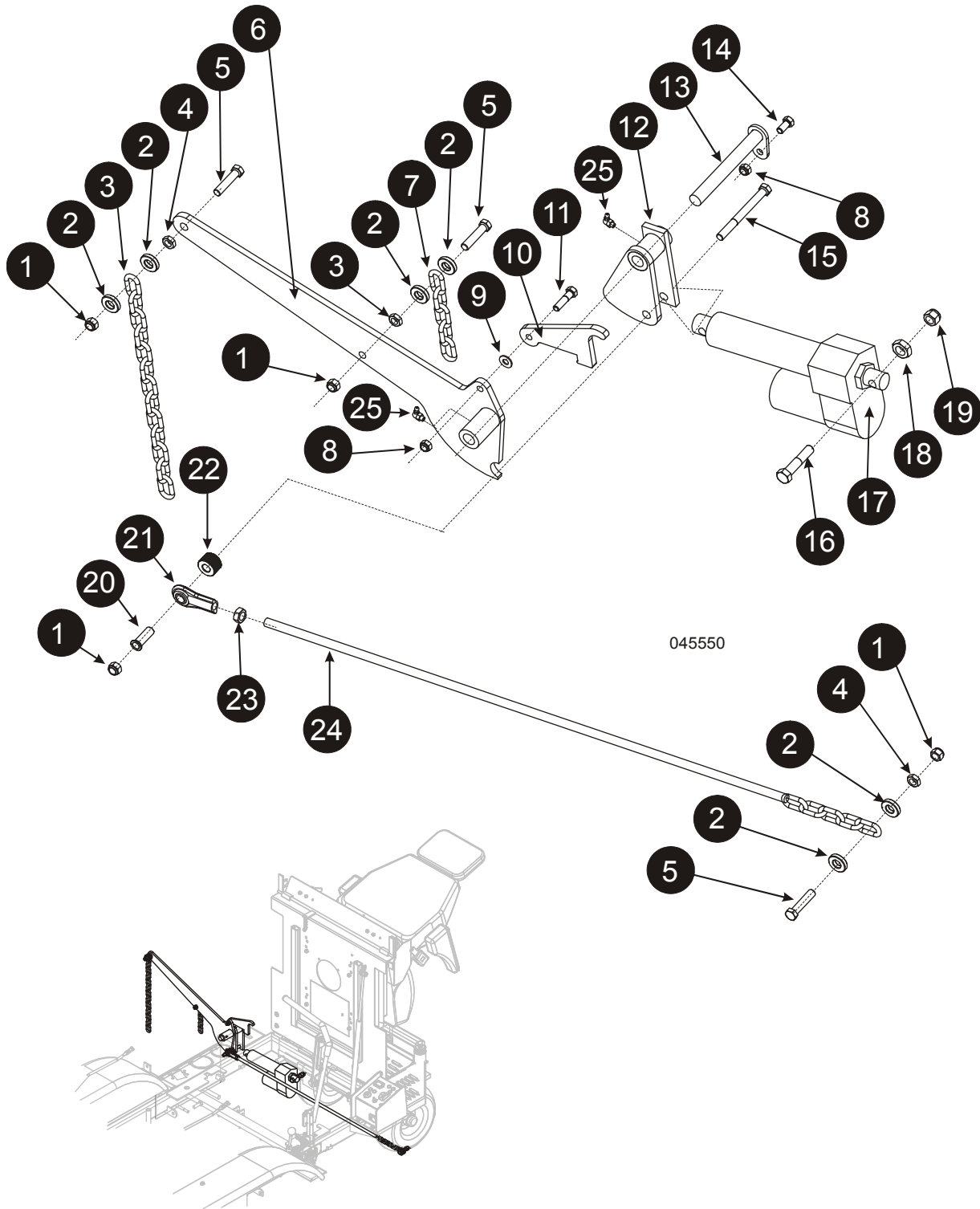


Drive System

Trim Deck Adjustment, Actuator (Serial #28931007 and prior)

2.13 Trim Deck Adjustment, Actuator (Serial #28931007 and prior)

REF	PART #	DESCRIPTION	COMMENTS	QTY.
1	F05010-135	Nut, 7/16-14 Nylock		5
2	019650	Spacer, 1/4" Thk Deck Height		6
3	019863	Chain, Lift, 1/4" x 16"		1
4	F05010-164	Nut, 7/16-14 Jam Zinc		3
5	F05007-139	Bolt, 7/16-14 x 2" Hex Head Grade 5		3
6	041138	Plate Weldment, Deck Lift		1
7	041158	Chain, 1/4" x 6-3/4"		1
8	F05010-124	Nut, 3/8-16 Half Nyloc		1
9	F05011-3	Washer, 3/8" Flat SAE		1
	029214	Spacer, 1.00" ODx.41" IDx1/4" Thk Nylon-Blk	Serial # 3830402 and prior	1
10	041518	Plate, Deck Lift Lock		1
11	F05007-78	Bolt, 3/8-16 x 1 1/2" Hex Head Grade 5		1
12	041139	Plate Weldment, Deck Lift Actuator		1
13	028985	Pin Weldment, Deck Lift Pivot		1
	041137	Pin Weldment, Deck Lift Pivot**OBS**	Serial # 3830402 and prior	1
14	F05007-118	Bolt, 3/8-16 x 3/4" Hex Head Grade 5		1
15	F05007-170	Bolt, 7/16-14 x 4-1/2" Hex Head Grade 8		1
	F05008-16	Bolt, 1/2-13 x 4 1/2" FT Hex Head	Serial # 3830402 and prior	1
16	F05008-74	Bolt, 1/2-13 x 2 1/2" Hex Head Grade 5		1
17	028769	Actuator, 1500Lb 421 Deck Lift		1
18	F05010-31	Nut, 1/2-13 Jam		1
19	F05010-8	Nut, 1/2-13 Nyl Hex Lock		1
20	Deleted			
	041687	Bushing, 1/2" OD x 7/16" ID x 1-1/4" Flg Brz*OBS*		1
21	019348	Rod End, 1/2-20 Female		1
22	Deleted			
	019699	Spacer, Deck Lift Stop Knurled Unplated		1
23	F05010-16	Nut, 1/2-20 Hex Jam		1
24	041160	Rod Weldment, Right Deck Lift		1
25	P123	Fitting, Grease 90 Deg. 1/4-28		2



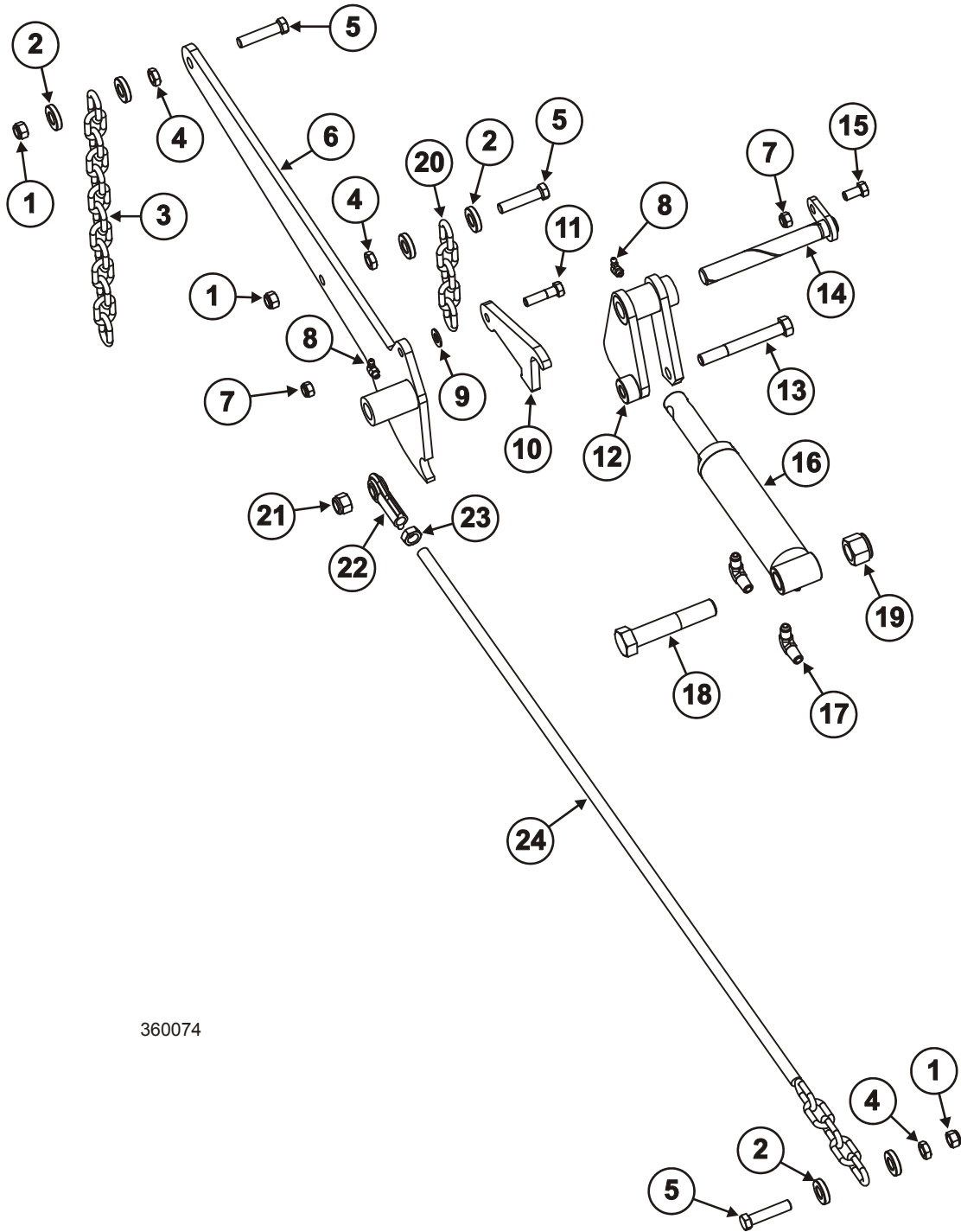


Drive System

Trim Deck Adjustment, Cylinder (Serial #28941007 and later)

2.14 Trim Deck Adjustment, Cylinder (Serial #28941007 and later)

REF	PART #	DESCRIPTION	COMMENTS	QTY.
	057579	Deck Lift Assembly, 3682 Cylinder		1
1	F05010-135	Nut, 7/16-14 Nylock		4
2	019650	Spacer, 1/4" Thk Deck Height		6
3	019863	Chain, Lift, 1/4" x 16"		1
4	F05010-164	Nut, 7/16-14 Jam Zinc		3
5	F05007-139	Bolt, 7/16-14 x 2" Hex Head Grade 5		3
6	041138	Plate Weldment, Deck Lift		1
7	F05010-124	Nut, 3/8-16 Half Nyloc		2
8	P123	Fitting, 90 Deg. 1/4-28 Grease		2
9	F05011-3	Washer, 3/8" Flat SAE		1
10	041518	Plate, Deck Lift Lock		1
11	F05007-78	Bolt, 3/8-16 x 1 1/2" Hex Head Grade 5		1
12	057578	Plate Weldment, Deck Lift Actuator - 1/2		1
13	F05008-169	Bolt, 1/2-13 x 4" Grd 8 Hex Head Yellow Zinc		1
14	028985	Pin Weldment, Deck Lift Pivot		1
15	F05007-118	Bolt, 3/8-16 x 3/4" Hex Head Grade 5		1
16	057176	Cylinder, 521E deck Lift		1
17	P09142	Fitting, 1/4" NPT x 1/4" JIC Male Elbow		2
18	F05013-3	Bolt, 3/4-10 x 4" Hex Head Grade 5		1
19	F05010-103	Nut, 3/4-10 Nylock		1
20	041158	Chain, 1/4" x 6 3/4"		1
21	F05010-8	Nut, 1/2-13 Nyl Hex Lock		1
22	019348	Rod End, 1/2-20 Female		1
23	F05010-16	Nut, 1/2-20 Hex Jam		1
24	041160	Rod Weldment, Right Deck Lift		1



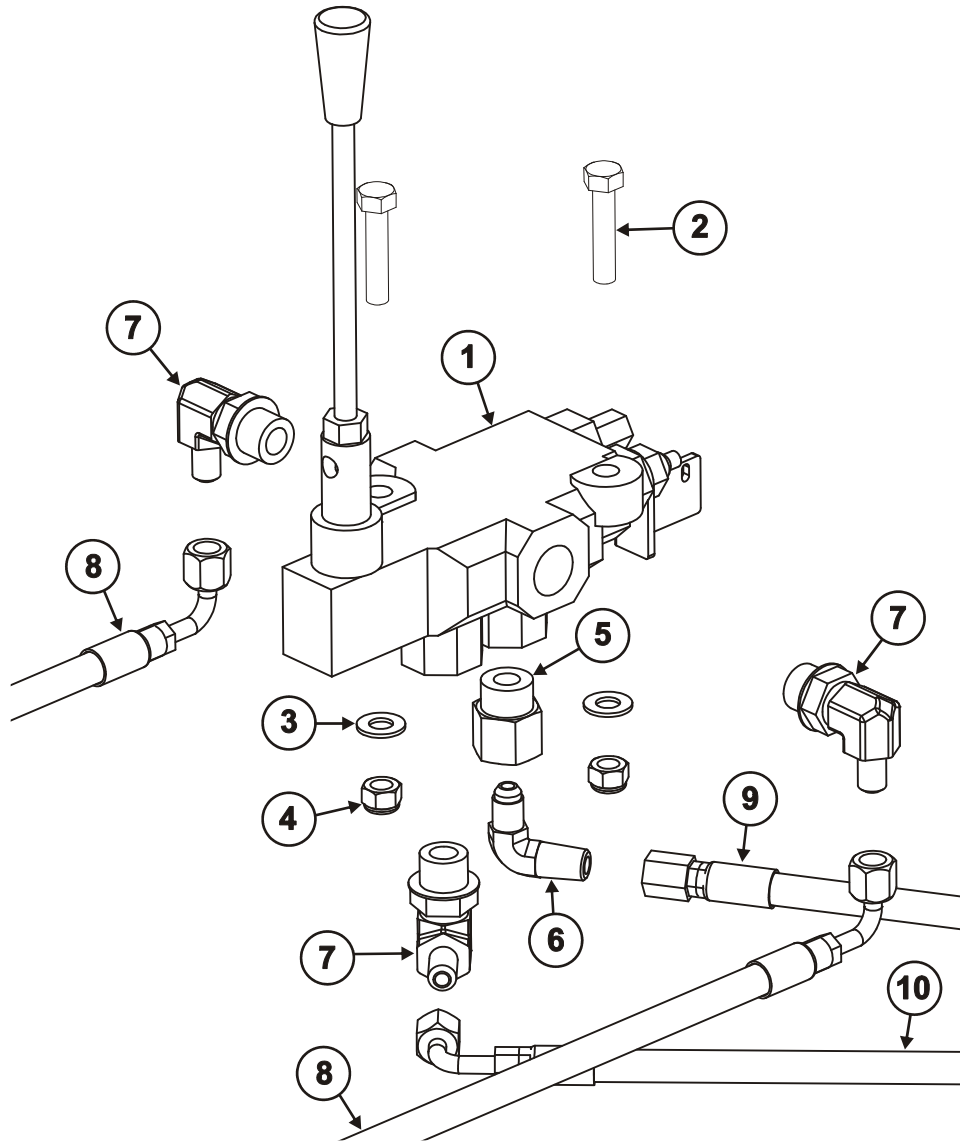
360074

2 Drive System

Deck Lift Valve

2.15 Deck Lift Valve

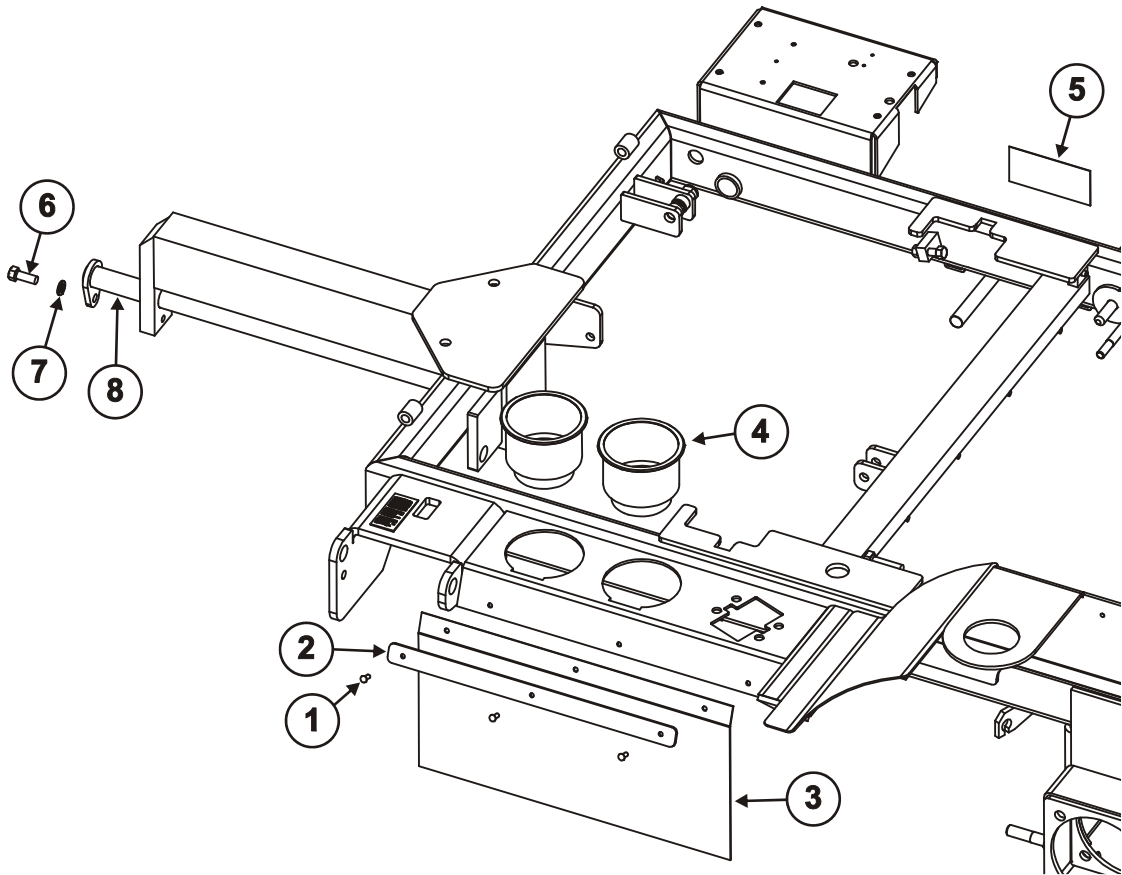
REF	PART #	DESCRIPTION	COMMENTS	QTY.
	057573	Valve Assembly, 3682		1
1	028306	Valve, Up/Down - Cutting Height Adjustment		1
	067397	Handle, Deck Lift Valve		1
2	F05008-96	Bolt, 5/16-18 x 1 1/2" Hex Head Grade 5		2
3	F05011-17	Washer, 5/16" SAE Flat		2
4	F05010-58	Nut, 5/16-18 Nylok Hex		2
5	028160	Fitting, #8SAE-1/4" NPT Adapter		1
6	P09142	Fitting, 1/4" NPT x 1/4" JIC Male Elbow		1
7	028362	Fitting, #4 JIC to #8 SAE 90Deg Elbow		3
8	057580	Hose Assembly, 1/4" Hyd X 33"		2
9	057582	Hose Assembly, 1/4" Hyd x 28"		1
10	057583	Hose Assembly, 1/4" hyd x 32-1/2"		1



360049-5

2.16 Framework

REF	PART #	DESCRIPTION	COMMENTS	QTY.
1	F04203-6	Rivet, 3/16 Dia x 3/8-1/2 Grip Range Pop	Added as of Serial # 3840203	3
2	044545	Strap, Guard Mount	Added as of Serial # 3840203	1
3	045540	Flap, Rubber Guard	Added as of Serial # 3840203	1
4	P611	Holder, Jumbo Cup Black		2
5	P124	Serial Number Plate		1
6	F05007-7	Bolt, 3/8-16 x 1" Hex Head Cap		1
7	F05011-4	Washer, 3/8" Split Lock		1
8	018473	Pin Weldment, Deck Pull		1
	028795	Arbor Shim, 1" ID x 1 1/2" OD x .047"	Not Shown. Located on the Deck Pull Pin Weldment.	As needed

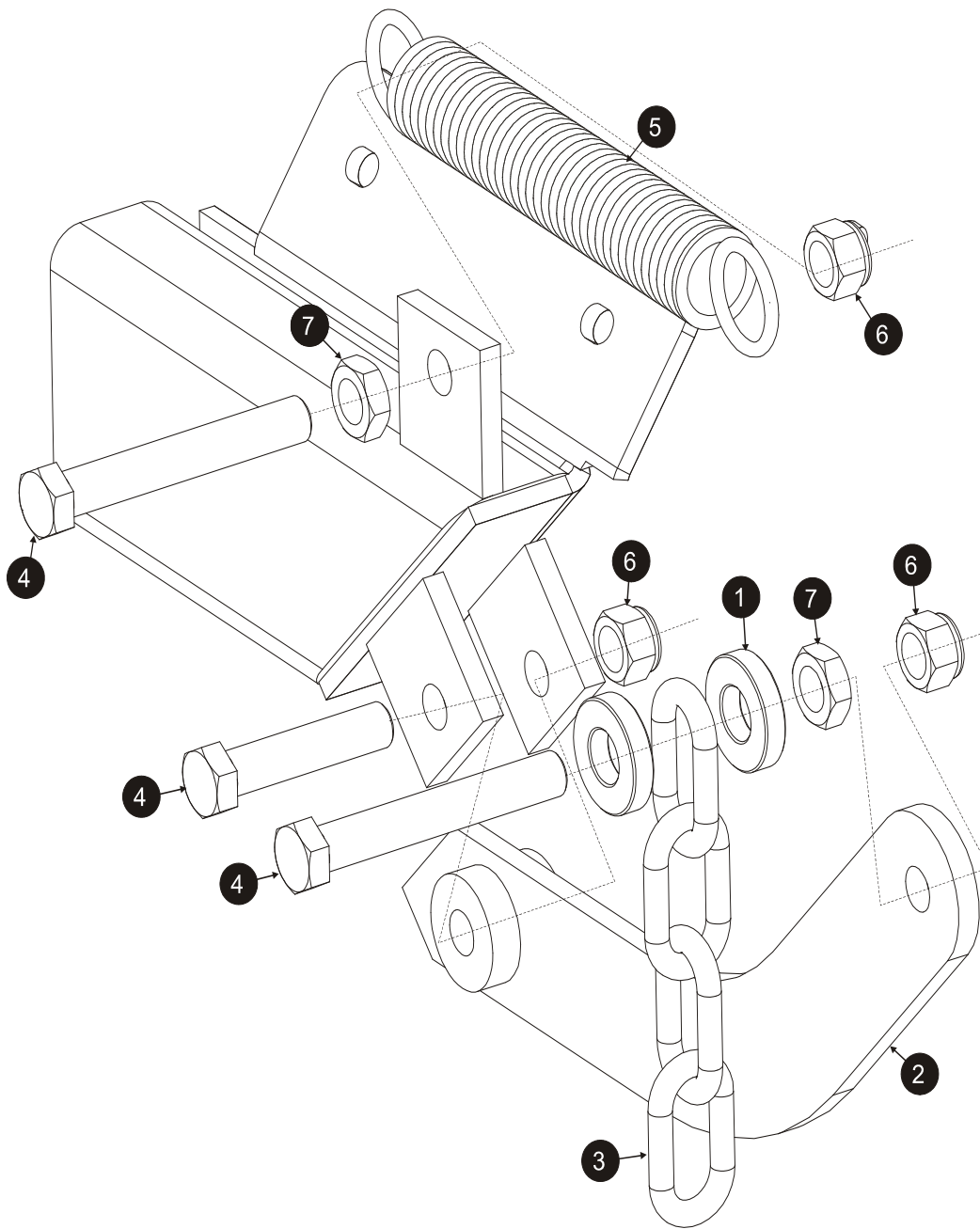


360049-6

2**Drive System***Deck Lift Assist (Optional) (Serial #28931007 and prior)*

2.17 Deck Lift Assist (Optional) (Serial #28931007 and prior)

REF	PART #	DESCRIPTION	COMMENTS	QTY.
1	019650	Spacer, 1/4" Thk Deck Height		2
2	041142	Arm Weldment, Deck Assist		1
3	028596	Chain, 1/4" x 5-1/2"		1
4	F05007-139	Bolt, 7/16-14 x 2" Hex Head Grade 5		3
5	P464	Spring, Extension, 1.203" x 7 1/2"		1
6	F05010-135	Nut, 7/16-14 Nylock		3
7	F05010-143	Nut, 7/16-14 Free		2



SECTION 3 HYDRAULIC SYSTEM

3 Hydraulic System

Hydraulic Layout Diagram

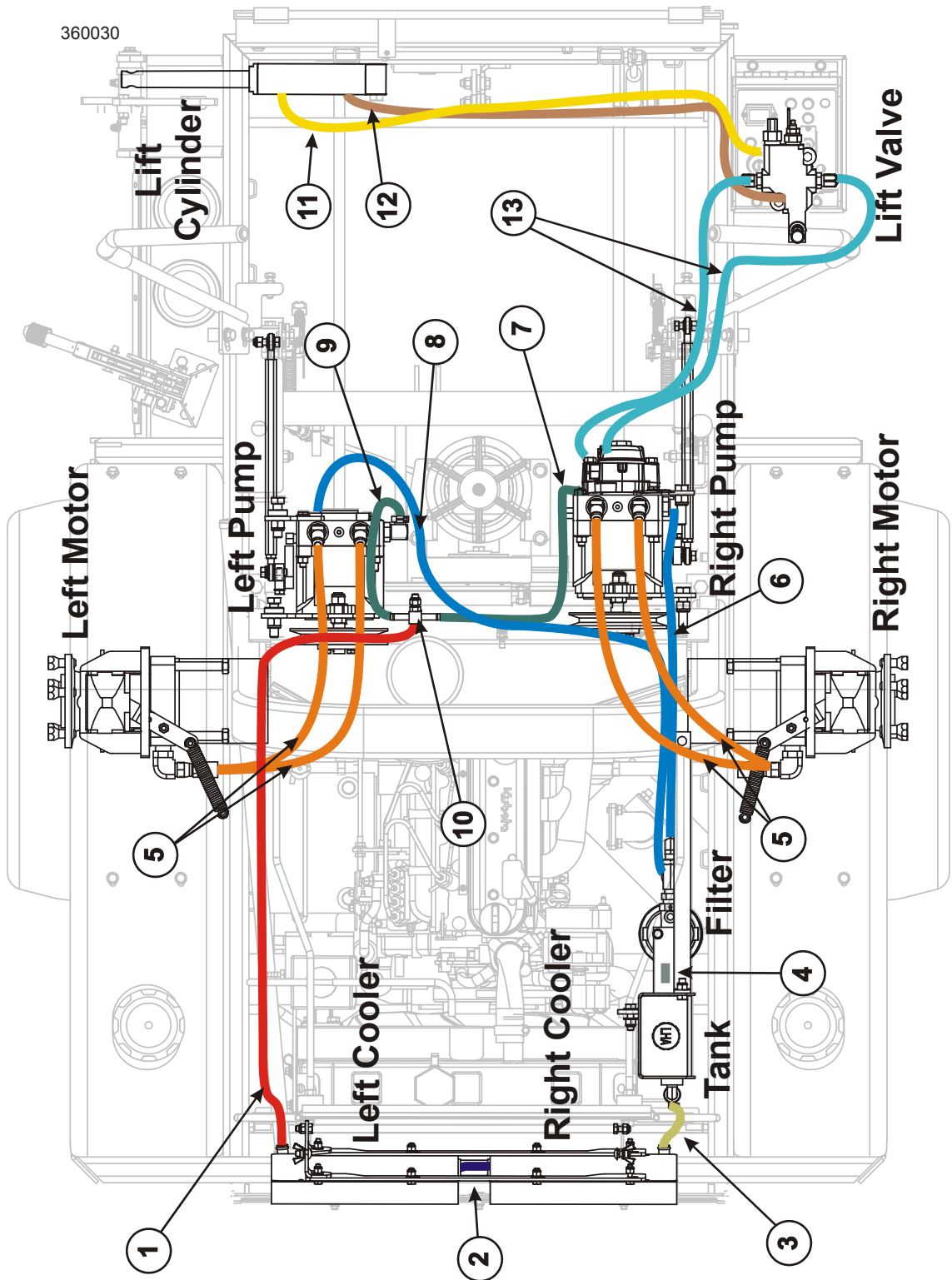
3.1 Hydraulic Layout Diagram

REF	PART #	DESCRIPTION	COMMENTS	QTY.
1	045944	Hose, 5/8" x 38" Braided Hyd		1
	R25574	Hose, 5/8" ID Braided Rubber	Serial # 3830402 and prior	1
2	040907	Hose, 5/8" x 2-3/4" Rt Cooler to Lft Cooler	S4	1
	R25574	Hose, 5/8" ID Braided Rubber	Serial # 3830402 and prior	1
3	045943	Hose, 5/8" x 6-1/2" Neoprene Hyd	S4	1
	041795	Hose, 421D Hyd Pump Tank	Serial # 3830402 and prior	1
4	042876	Hose, 5/8" ID Tank To Filter	S4	1
	R25574	Hose, 5/8" ID Braided Rubber	Serial # 3830402 and prior	1
5	041180	Hose Assembly, 26 OAL x 1/2" Hyd		4
6	018778	Hose, 3/8" x 40"		1
	R01892-1	Hose, 3/8" Low Pressure (Insta Grip)	Serial # 3830402 and prior	1
7	045946	Hose, 3/8" Hyd x 29" Low Pressure		1
	R01892-1	Hose, 3/8" Low Pressure (Insta Grip)	Serial # 3830402 and prior	1
8	045945	Hose, 3/8" Hyd x 60" Low Pressure		1
	R01892-1	Hose, 3/8" Low Pressure (Insta Grip)	Serial # 3830402 and prior	1
9	045947	Hose, 3/8" Hyd x 20" Low Pressure		1
	R01892-1	Hose, 3/8" Low Pressure (Insta Grip)	Serial # 3830402 and prior	1
10	041027	Fitting, 3/8" hose-5/8 hose tee w/bolt		1
11	057583	Hose Assembly, 1/4" Hyd x 32-1/2"	Included in 057585 Kit	1
12	057582	Hose Assembly, 1/4" Hyd x 28"	Included in 057585 Kit	1
13	057580	Hose Assembly, 1/4" Hyd X 33"	Included in 057585 Kit	2

NOTE: All hoses, except 041180, come with clamp (061807) at both ends of the hose. The 041180 comes preassembled with high pressure connectors.

Hydraulic Maintenance Kits

REF	PART #	DESCRIPTION	COMMENTS	QTY.
	028536	Kit, Hydro Oil Repl 5 Gal 3696H/3682		1
	028535	Oil, Shell TTF-SB		5 gal.
	027998	Filter,Hydraulic 25 Micron, AE-25 Zinga		4
	028490	Kit, Hydro Oil Repl 2-1/2 Gal 3696H/3682		1
	028535	Oil, Shell TTF-SB		2.5 gal.
	027998	Filter,Hydraulic 25 Micron, AE-25 Zinga		2
	040642	Oil, TTF-SB 32oz Bottle Hydro		1
	047600	Kit, Hydro-Gear Flow Test		1

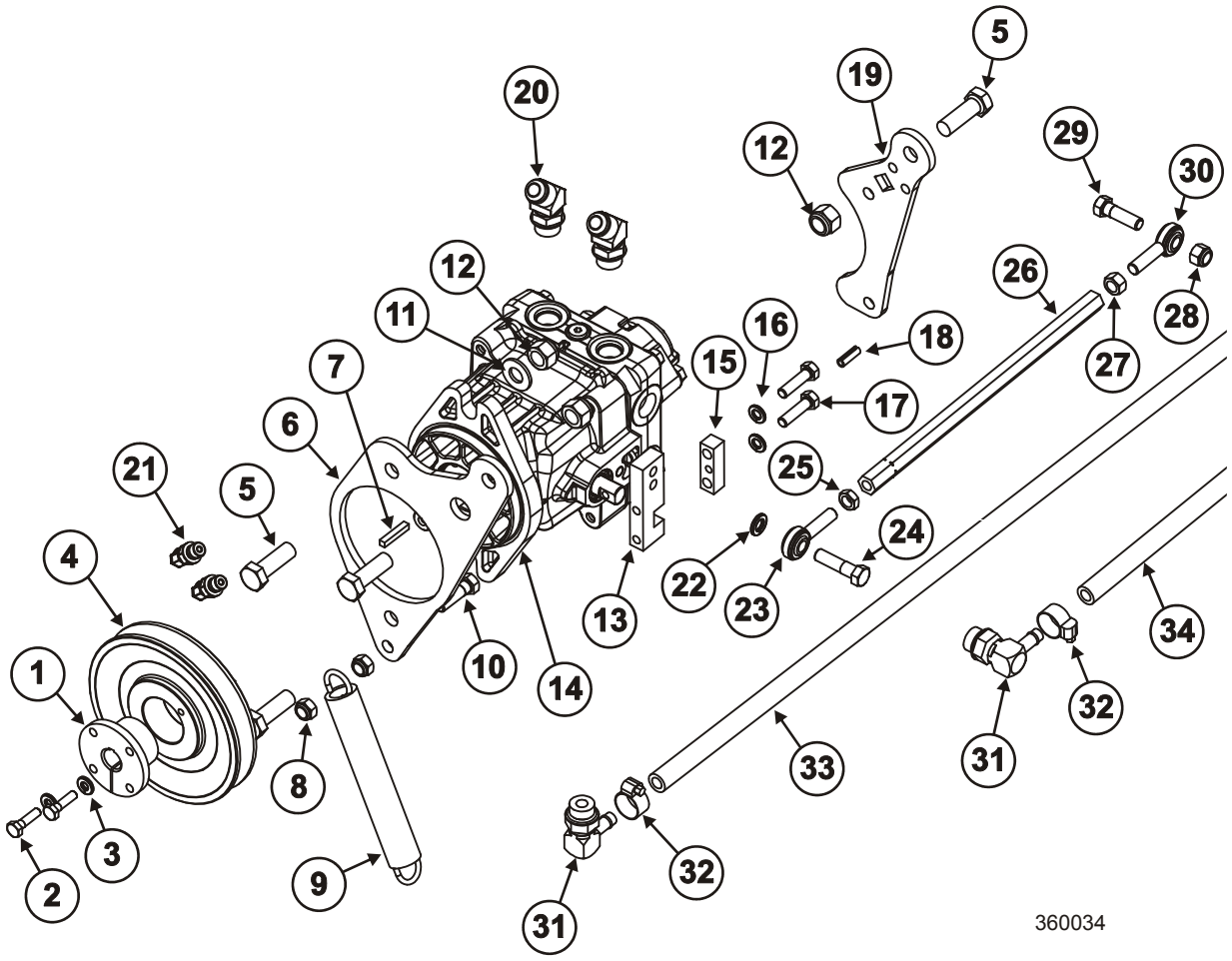


3 Hydraulic System

Hydraulic Pump (Right Side)

3.2 Hydraulic Pump (Right Side)

REF	PART #	DESCRIPTION (◆ Indicates Non-Saleable Items)	COMMENTS	QTY.
	041084	Pump Assembly, 421 Right	◆	1
1	028228	Bushing, L x 17mm Bore		1
2	F05005-101	Bolt, 1/4-20 x 1" Hex Head Grade 5		2
3	F05011-14	Washer, 1/4 Split Lock		2
4	018773	Sheave, BK60 QT		1
5	F05008-33	Bolt, 1/2-13 x 1 1/2" Hex Head Grade 5		3
6	018732	Plate, Drive Motor Front Mount		1
7	018872	Key 5mm SQ x 1 1/8"		1
8	F05010-124	Nut, 3/8-16 Half Nyloc		2
9	019303	Spring, 1" x 7" x .148" Wire 325e-98		1
10	F05007-123	Bolt, 3/8-16 x 1 1/4" Hex Head Grade 5		1
11	F05011-2	Washer, 1/2" SAE Flat		2
12	F05010-8	Nut, 1/2-13 Nyl Hex Lock		1
13	041126	Block, Hydro Activator		1
14	057400	Pump, 21cc w/ Aux pump w/650psi Relief-R		1
	P824	Pump, Hydro BDP-21L-203 (RH)	Replaced with 057400	1
15	041127	Block, Activator Clamp		1
16	F05011-13	Washer, 5/16" Split Lock		2
17	F05006-93	Bolt, 5/16-18 x 1 1/4" Hex Head FT Grade 5		2
18	F05012-67	Pin, M6 x 20mm Roll SS		1
19	018731	Plate, Pump Mount (Rear)		1
20	041161	Fitting, #8JIC - #8 SAE EL 45Deg		2
21	057510	Fitting, #4ORB Male to #4JIC 45 Deg Male		2
22	F05011-4	Washer, 3/8" Split Lock		1
23	018740	Rod End 3/8-24 Left Hand		1
24	F05007-78	Bolt, 3/8-16 x 1 1/2" Hex Head Grade 5		1
25	F05010-166	Nut, 3/8-24 LH Jam		1
26	041128	Link, Hydro Activator		1
27	F05010-123	Nut, 3/8-24 Free		1
28	F05010-10	Nut, 3/8-16 Hex Nyloc		1
29	F05007-123	Bolt, 3/8-16 x 1 1/4" Hex Head Grade 5		1
30	018739	Rod End, 3/8-24 Right Hand		1
31	P831	Fiting, 3/4-16 x 3/8" W/shb O-ring		2
32	061807	Clamp, Dixon Worm Gear HSS6 Hose		4
33	018778	Hose, 3/8" x 40"		1
34	045946	Hose, 3/8" x 29" Low Pressure Hydraulic		1
	028578	Kit, Hydraulic Pump Seal	Not Shown	1



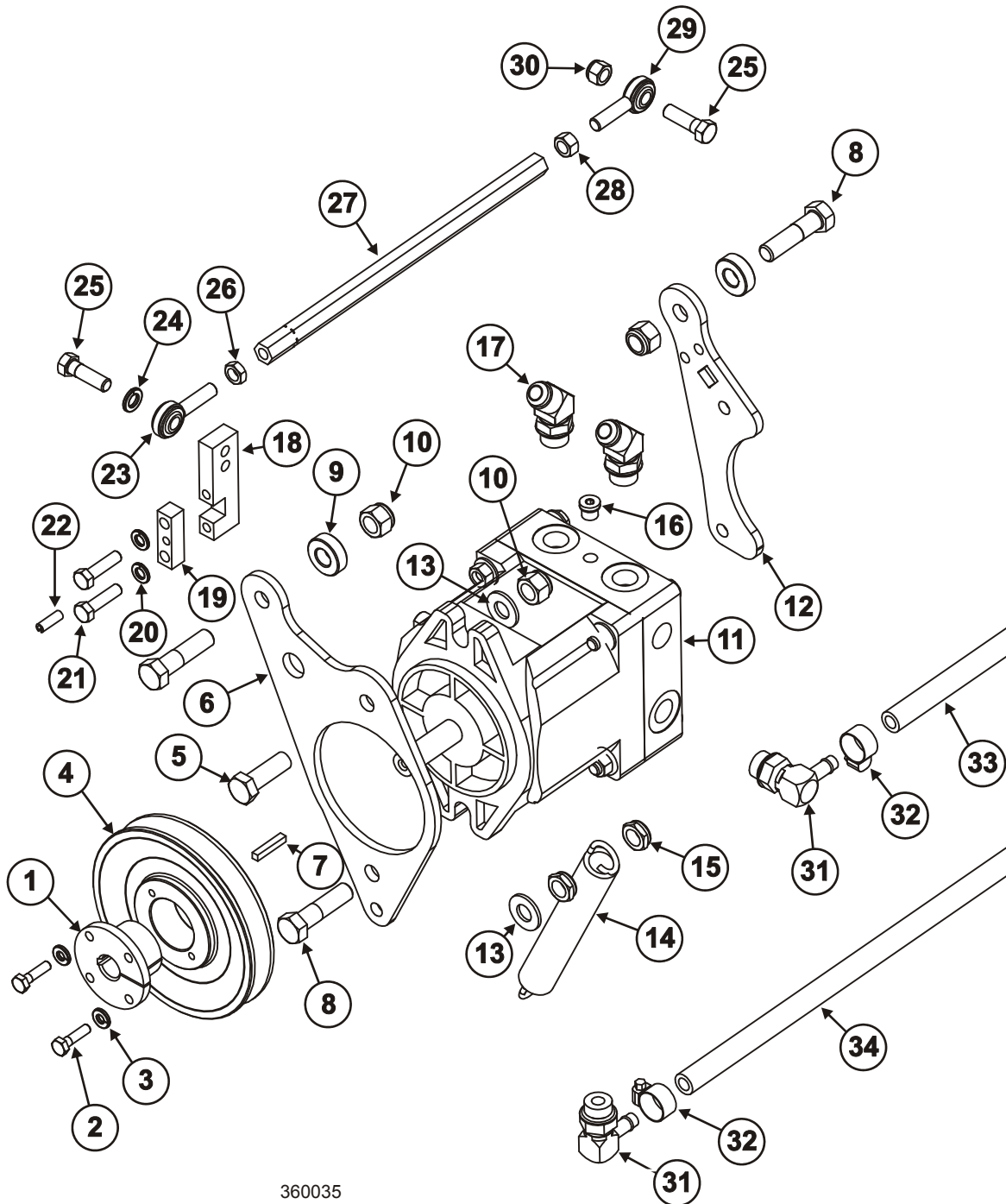
360034

3 Hydraulic System

Hydraulic Pump (Left Side)

3.3 Hydraulic Pump (Left Side)

REF	PART #	DESCRIPTION (◆ Indicates Non-Saleable Items)	COMMENTS	QTY.
	041085	Pump Assembly, Hydro BDP-21L-103 Left	◆	1
1	028228	Bushing, L x 17mm Bore		1
2	F05005-101	Bolt, 1/4-20 x 1" Hex Head Grade 5		2
3	F05011-14	Washer, 1/4" Split Lock		2
4	018773	Sheave, BK60 QT		1
5	F05008-33	Bolt, 1/2-13 x 1 1/2" Hex Head Grade 5		1
6	018732	Plate, Drive Motor Front Mount		1
7	018872	Key, 5mm SQ x 1 1/8"		1
8	F05008-102	Bolt, 1/2-13 x 2" Hex Head Grade 5		3
9	019535	Spacer, 3/8" Deck Lift 425 Yzc		1
10	F05010-8	Nut, 1/2-13 Nyl Hex Lock		3
11	P823	Pump, Hydro BDP-21L-103 (LH)		1
12	018731	Plate, Pump Mount (Rear)		1
13	F05011-2	Washer, 1/2" SAE Flat		2
14	019303	Spring, 1" x 7" x .148" Wire 325e-98		1
15	F05010-127	Nut, 1/2-13 Half Nylon Lock		2
16	027996	Fitting, #4 SAE Plug Hex Socket		1
17	041161	Fitting, #8JIC - #8 SAE EL 45Deg		2
18	041126	Block, Hydro Activator		1
19	041127	Block, Activator Clamp		1
20	F05011-13	Washer, 5/16" Split Lock		2
21	F05006-93	Bolt, 5/16-18 x 1 1/4" Hex Head FT Grade 5		2
22	F05012-67	Pin, M6 x 20mm Roll SS		1
23	018740	Rod End 3/8-24 Left Hand		1
24	F05011-4	Washer, 3/8" Split Lock		1
25	F05012-67	Pin, M6 x 20mm Roll SS		2
26	F05010-166	Nut, 3/8-24 LH Jam		1
27	041128	Link, Hydro Activator		1
28	F05010-123	Nut, 3/8-24 Free		1
29	018739	Rod End, 3/8-24 Right Hand		1
30	F05010-10	Nut, 3/8-16 Hex Nyloc		1
31	P831	Fiting, 3/4-16 x 3/8" w/Shb O-ring		2
32	061807	Clamp, Dixon Worm Gear HSS6 Hose		2
33	045947	Hose, 3/8" x 60" Low Pressure Hydraulic		1
34	045945	Hose, 3/8" x 20" Low Pressure Hydraulic		1
	028578	Kit, Hydraulic Pump Seal	Not Shown	1



3 Hydraulic System

Hydraulic Motor Assembly

3.4 Hydraulic Motor Assembly

REF	PART #	DESCRIPTION (◆ Indicates Non-Saleable Items)	COMMENTS	QTY.
	045546	Motor Assembly, 3682 Left Hydraulic	◆ Left Side	1
	045547	Motor Assembly, 3682 Right Hydraulic	◆ Right Side	1
1	F05008-104	Bolt, 1/2-20 x 1" Grade 8 Wheel Lug	Torque to 144 ft.-lbs.	5
2	F05011-115	Washer, 1" ID .03" SS Shim		As needed
3	F05011-116	Washer, 1" ID .06" SS Shim		As needed
4	018771	Hub, Brake and Disk		1
5	F05012-49	Pin, 1/8" x 1 1/2" Cotter		1
6	F05010-8	Nut, 1/2-13 Nyl Hex Lock		4
7	018741	Motor, Hydraulic MB29		1
8	018741-2	Nut, Castle - Hyd Motor		1
9	046800	Key, 5/16" X 1" Woodruff		1
10	F05006-93	Bolt, 5/16-18 x 1 1/4" Hex Head FT Grade 5		1
11	F05008-28	Bolt, 1/2-13 x 5 1/2" Hex Head Grade 5		2
12	F05008-66	Bolt, 1/2-13 x 5" Hex Head Cap Grade 5		2
13	041178	Caliper, 421 Left Brake	Left Side Only	1
	041177	Caliper, 421 Right Brake	Right Side Only	1
14	F05010-121	Nut, 5/16-18 Nylon Locking Jam		2
15	018818	Spring, 3/4" x 5" x .105" Ext		1
16	F05010-58	Nut, 5/16-18 Nylok Hex		1
17	P798	Fitting, 90 Deg. Jic x 7/8" Or Steel		2
18	041180	Hose Assembly, 26:" OAL x 1/2" Hyd		2
19	072671 ¹	Tire Assembly, 24-12 x 12 K500 6 Ply POS OS	Tire and Rim	1
	072673	Tire, 24" x 12-12 Kenda 500 6-Ply	Tire Only	1
	072672	Rim, 12" x 8-1/2 Spoked 4 1/2 BC POS		1
20	045345	Cable Assembly, Brake 3682 Left	Left Side Only	1
	045344	Cable Assembly, Brake 3682 Right	Right Side Only	1
	040808	Cable Assembly, Brake 421D Left	Serial # 3830402 and prior	1
	040809	Cable Assembly, Brake 421D Right	Serial # 3830402 and prior	1
	055359	Shaft, Tapered 1.25 Parkr MB29 018741	Not Shown	1
	028577	Kit, Hyd Motor Seal	Not Shown	1
	019551	Brake Pad. 325D/425D	Not Shown. For one brake only	1

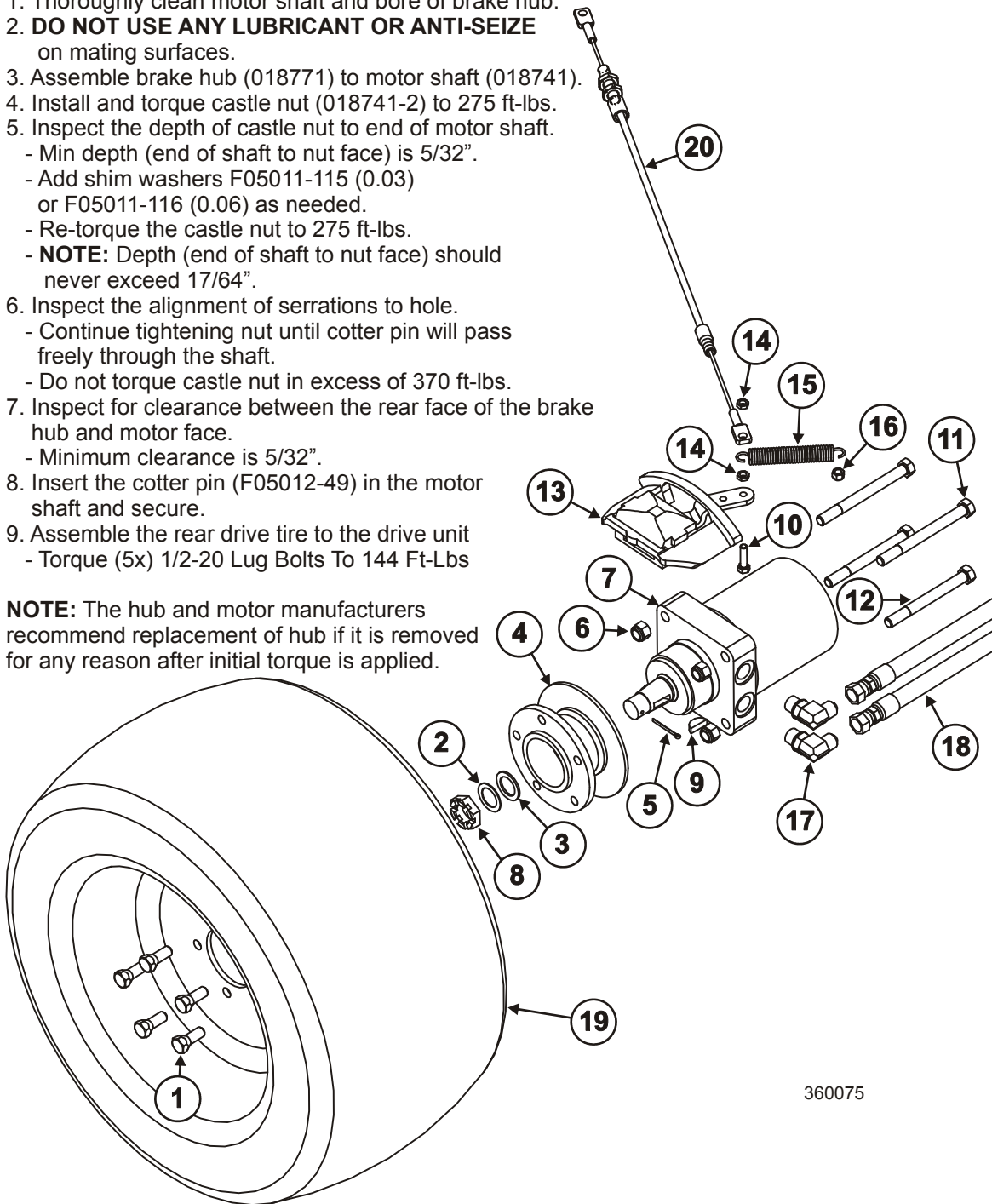
¹ Replaced 041098 24" x 12-12 (Tire/Wheel) Tire Assembly including 041098-1 24" x 12-12 (Tire Only) Tire and 056597 12" x 9-1/2 Offset w/valve stem Rim (Serial #48940813 and later). 056597 12" x 9-1/2 Offset w/valve stem Rim is no longer available. Order new tire assembly for service.

NOTE: If you order a tire (041098) or rim (055697) for a unit originally equipped with rim part #041098-2 (prior to serial #30650208), the new rim will differ in appearance from the rim it is replacing.

BRAKE HUB INSTALLATION PROCEDURE:

1. Thoroughly clean motor shaft and bore of brake hub.
2. **DO NOT USE ANY LUBRICANT OR ANTI-SEIZE** on mating surfaces.
3. Assemble brake hub (018771) to motor shaft (018741).
4. Install and torque castle nut (018741-2) to 275 ft-lbs.
5. Inspect the depth of castle nut to end of motor shaft.
 - Min depth (end of shaft to nut face) is 5/32".
 - Add shim washers F05011-115 (0.03) or F05011-116 (0.06) as needed.
 - Re-torque the castle nut to 275 ft-lbs.
 - **NOTE:** Depth (end of shaft to nut face) should never exceed 17/64".
6. Inspect the alignment of serrations to hole.
 - Continue tightening nut until cotter pin will pass freely through the shaft.
 - Do not torque castle nut in excess of 370 ft-lbs.
7. Inspect for clearance between the rear face of the brake hub and motor face.
 - Minimum clearance is 5/32".
8. Insert the cotter pin (F05012-49) in the motor shaft and secure.
9. Assemble the rear drive tire to the drive unit
 - Torque (5x) 1/2-20 Lug Bolts To 144 Ft-Lbs

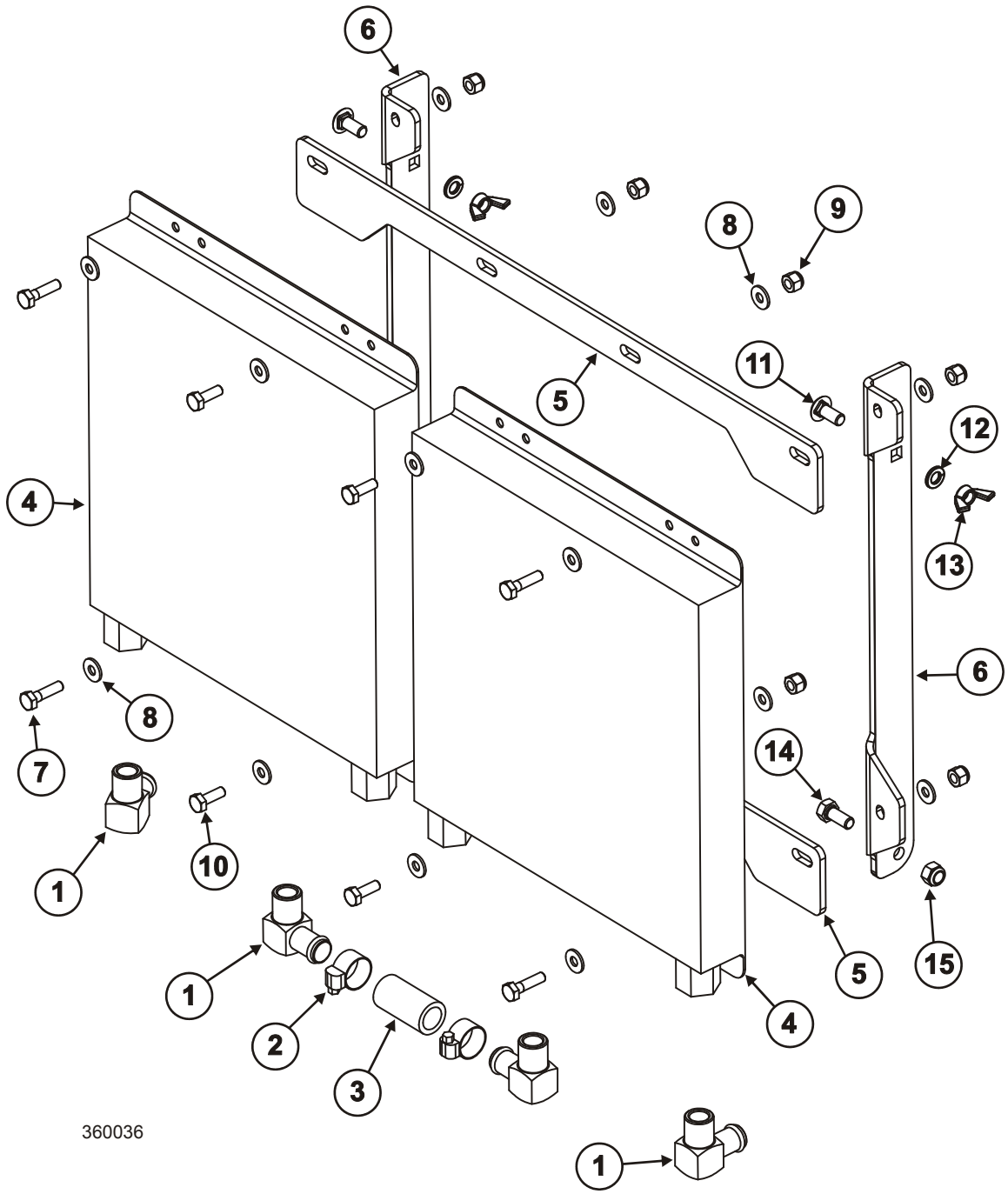
NOTE: The hub and motor manufacturers recommend replacement of hub if it is removed for any reason after initial torque is applied.



360075

3**Hydraulic System***Hydraulic Fluid Cooler Assembly (Serial #s 4830403 and later)***3.5 Hydraulic Fluid Cooler Assembly (Serial #s 4830403 and later)**

REF	PART #	DESCRIPTION	COMMENTS	QTY.
	045441	Cooler Assembly		1
1	040756	Fitting, 1/2" MPT x 5/8" Barb 90el, Stl		4
2	061807	Hose Clamp, Dixon Worm Gear HSS6		2
3	055490	Hose, 5/8" x 1-3/4" Rt Cooler to Lft Cooler	Serial # 6351006 and later	1
	040907	Hose, 5/8" x 2-3/4" Rt Cooler to Lft Cooler	Serial # 6340906 and prior	1
4	018798	Cooler, Hyd Fluid		2
5	045443	Bracket, Oil Coller Horiz. Mount		2
6	F05005-101	Bolt, 1/4-20 x 1" Hex Head Grade 5		4
7	045518	Bracket, Oil Cooler Vert. Mount		2
8	F05011-11	Washer, 1/4" SAE Flat		16
9	F05010-69	Nut, 1/4-20 Nylock		8
10	F05005-123	Bolt, 1/4-20 x 3/4" Hex Head Grade 5		4
11	F05006-86	Bolt, 5/16-18 x 3/4" Carriage		2
12	F05011-13	Washer, 5/16" Split Lock		2
13	F05010-23	Nut, 5/16-18 Wing		2
14	F05006-102	Bolt, 5/16-18 x 3/4" Hex Head Grade 5		2
15	F05010-58	Nut, 5/16-18 Nylok Hex		2



360036

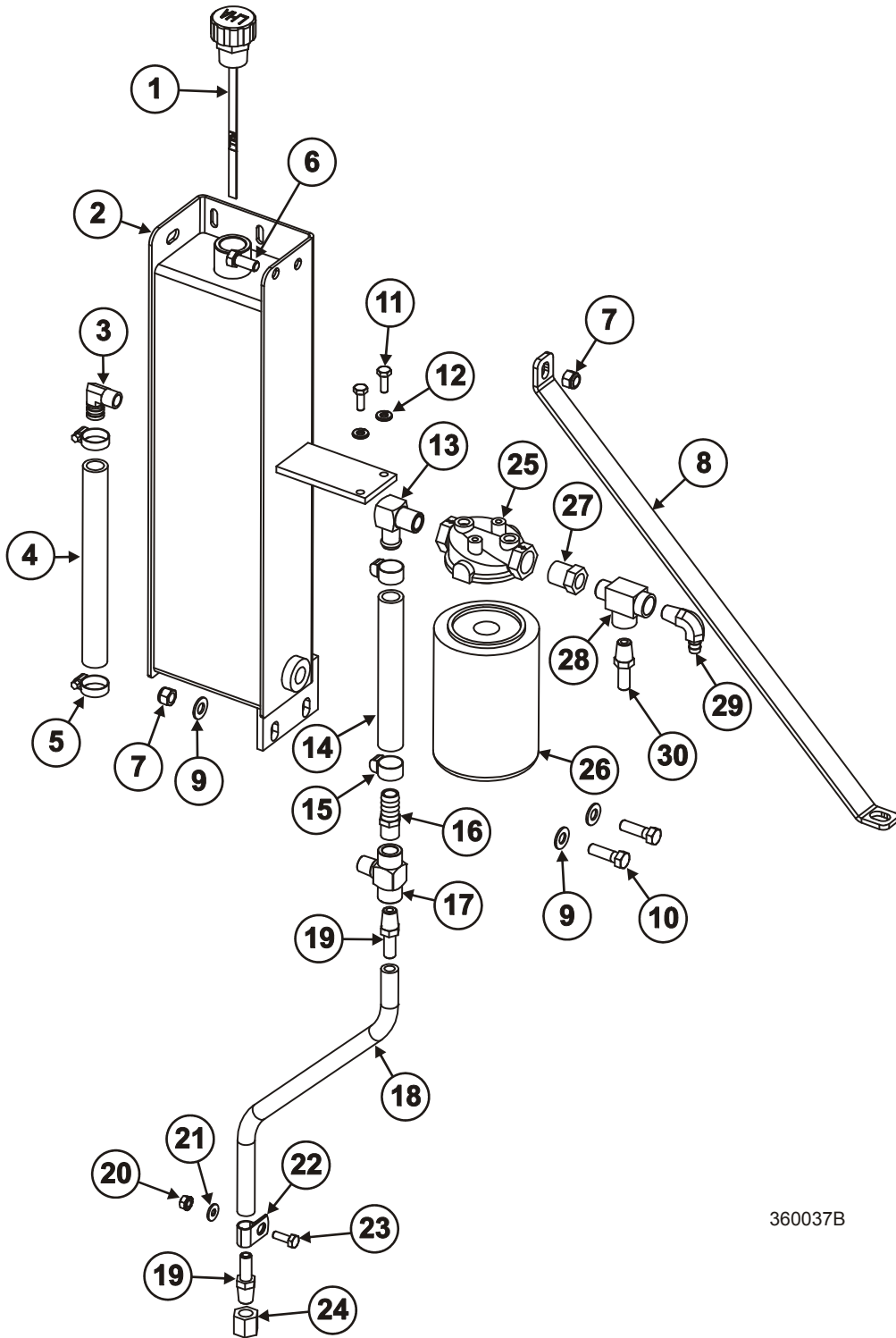
3 Hydraulic System

Hydraulic Tank Assembly

3.6 Hydraulic Tank Assembly

REF	PART #	DESCRIPTION	COMMENTS	QTY.
	041114	Tank Assembly, 421 Hyd		1
1	041175	Cap, Hyd Tank w/Dipstick		1
2	072603 ¹	Tank Weldment, 3682 Hyd		1
3	028363	Fitting, 5/8" Hose Barb - 3/8" NPT 90 Deg El		1
4	045943	Hose, 5/8" x 6 1/2" Neoprene Hyd		1
5	P12739	Clamp, 11/16" Worm		2
6	F05007-185	Bolt, 3/8-16 x 7/8" Hex Head Grade 5		1
7	F05010-10	Nut, 3/8-16 Hex Nyloc		3
8	045919	Strap, Hyd Tank Support	Serial # 3840402 and later	1
	041723	Strap, Hyd Tank Support	Serial # 3830402 and prior	1
9	F05011-3	Washer, 3/8" Flat SAE		4
10	F05007-123	Bolt, 3/8-16 x 1 1/4" Hex Head Grade 5		2
11	F05005-123	Bolt, 1/4-20 x 3/4" Hex Head Grade 5		2
12	F05011-14	Washer, 1/4" Split Lock		2
13	040756	Fitting, 1/2" MPT x 5/8" Barb 90el, Stl		1
14	042876	Hose, 5/8" ID Tank To Filter		1
15	061807	Hose Clamp, Dixon Worm Gear HSS6		2
16	028365	5/8 Hose Barb to 3/8NPT Straight		1
17	028493	Fitting, 3/8" NPT F-M-F Tee		1
18	027066	Hose, 2561 Oil Drain		1
19	P12724	Fitting, 3/8" NPT-3/8" Barb		2
20	F05010-9	Nut, 1/4-20 Keps		1
21	F05011-11	Washer, 1/4" SAE Flat		1
22	P07584	Clamp, 1/2" EMT Coated		1
23	F05005-1	Bolt, 1/4-20 x 3/4" FT Hex Head Cap		1
24	P04332	Cap, 3/8" Pipe Galvanize		1
25	027997	Manifold, Hyd w/Filter		1
26	027998	Filter, Hyd 25 Micron, AE-25 Zinga		1
27	028073	Fitting, 1/2" NPT x 3/8" NPT Hex Reducer		1
28	016822	Fitting, 3/8" NPT Male Run Tee		1
29	P12708	Fitting, 3/8" NPT-3/8" Barb Elbow		1
30	P12724	Fitting, 3/8" NPT-3/8" Barb		1

¹ Replaced 041113 421 Hydraulic Tank Weldment on units with serial #46590113 and later.



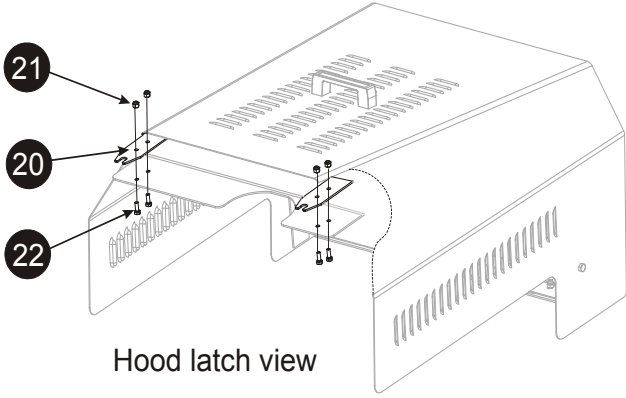
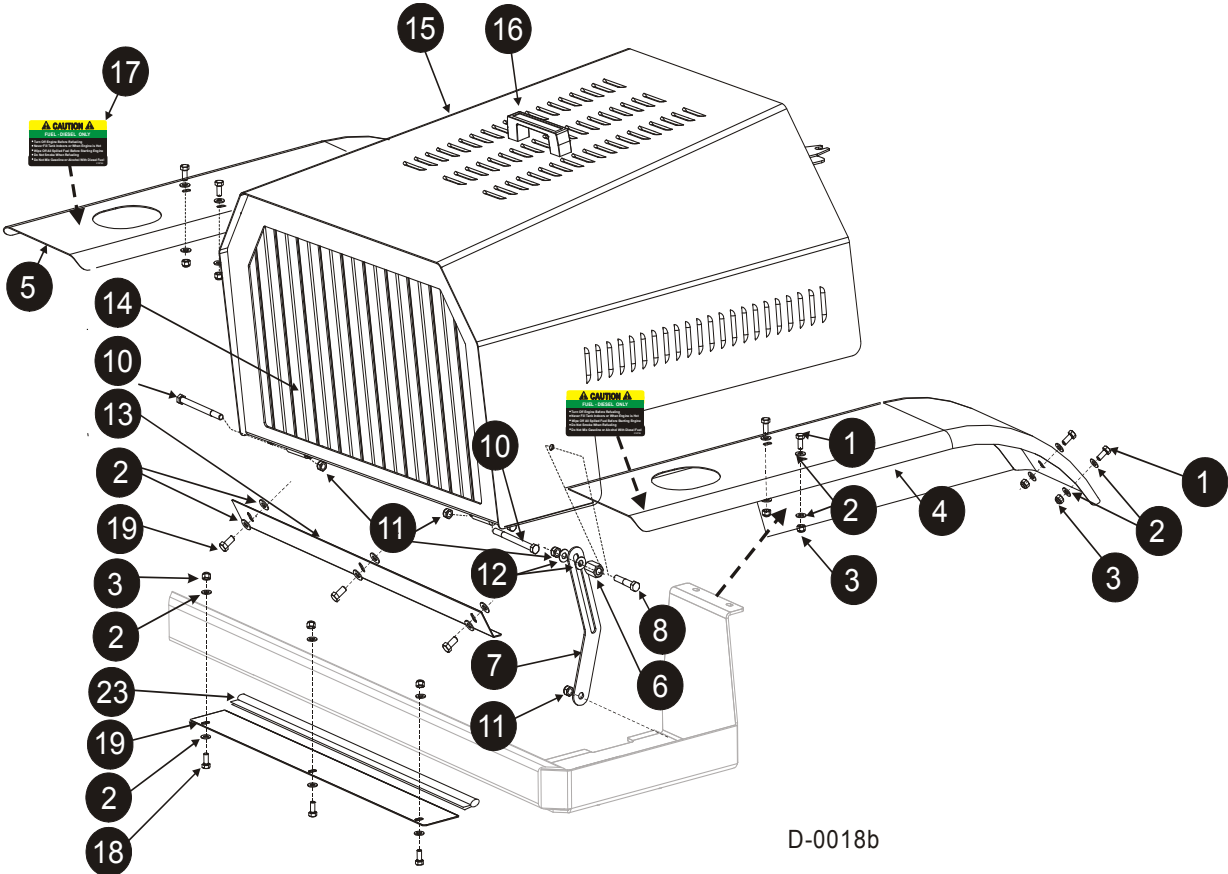
360037B

SECTION 4 ENGINE & ELECTRICAL

4

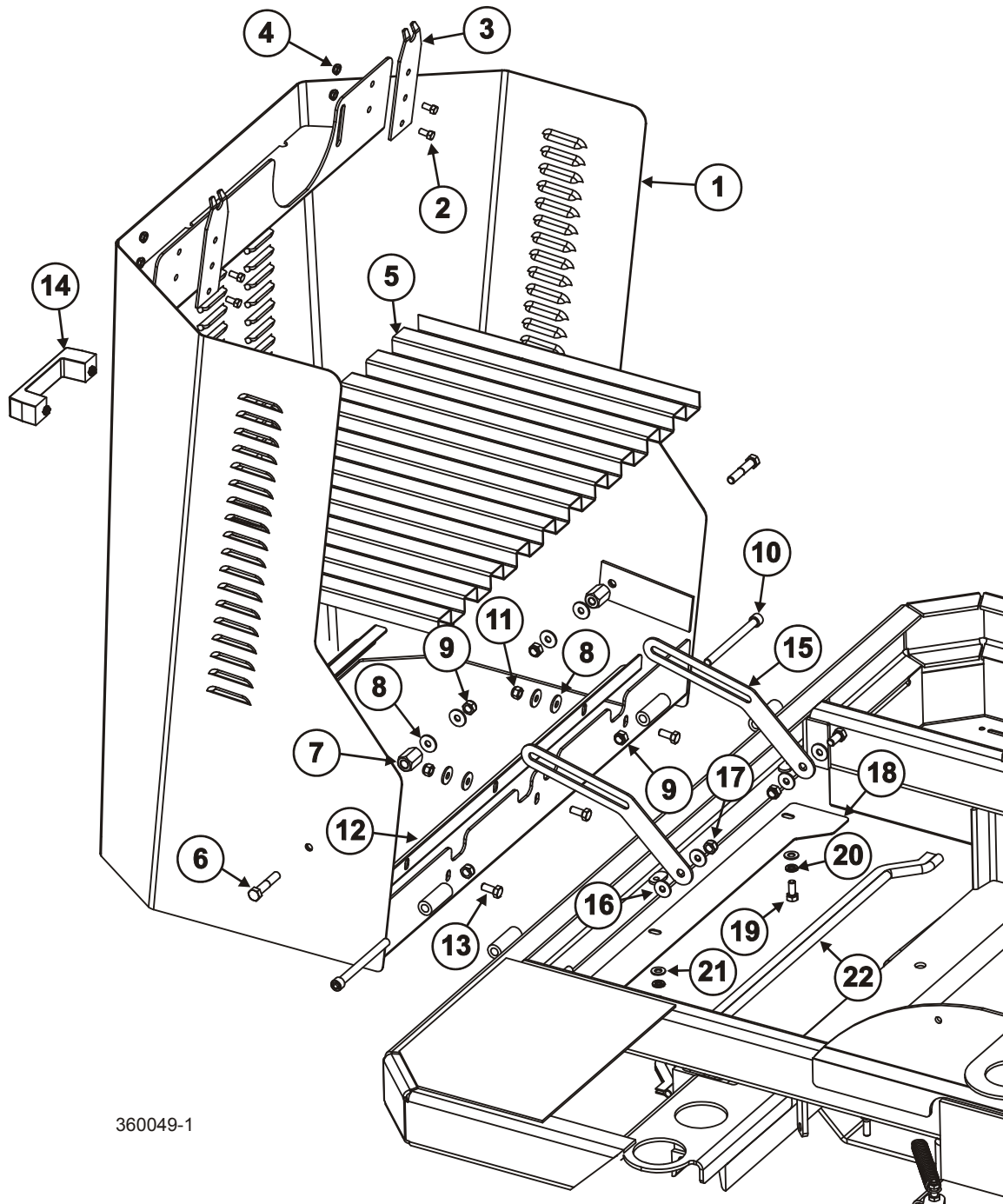
Engine & Electrical*Engine Guards and Fenders (Serial # 29890108 and prior)***4.1 Engine Guards and Fenders (Serial # 29890108 and prior)**

REF	PART #	DESCRIPTION	COMMENTS	QTY.
1	F05006-27	Bolt, 5/16-18 x 1" Hex Head Grade 5		8
	F05006-5	Bolt, 5/16-18 x 3/4" Hex Head Cap		8
2	F05011-16	Washer, 5/16 Standard Flat		28
	F05011-17	Washer, 5/16 SAE Flat		22
3	F05010-58	Nut, 5/16-18 Nylok Hex		14
4	041087	Fender Weldment, Right		1
5	041088	Fender Weldment, Left		1
6	041709	Spacer, Hood Latch		2
7	041708	Arm, Hood Link		2
8	F05007-124	Bolt, 3/8-16 x 2" Hex Head Gr5		2
9	Deleted			
10	F05007-195	Bolt, 3/8-16 x 4-1/2" SHC Zinc	Serial # 29900108 and later	2
	F05007-35	Bolt, 3/8-16 x 4 1/2" Hex Head	Serial # 29890108 and prior	2
11	F05010-124	Nut, 3/8-16 Half Nyloc		6
12	F05011-61	Washer, 3/8" SAE Flat		2
13	041997	Plate, Screen Retaining		1
14	041155	Screen, Rear Hood		1
	058298	Hood Weldment, 3682 - Drive Unit	Serial # 29900108 and later	1
15	041994	Hood Weldment, Drive Unit	Serial # 29890108 and prior	1
	028178	Handle, Engine Cover w/bolts		1
17	018784	Decal, Equipment, Diesel Fuel		2
18	F05006-102	Bolt, 5/16-18 x 3/4" Hex Head Gr5 Zinc		3
19	043242	Plate, Cleanout 4" Radiator-3682		1
	041019	Plate, Cleanout Radiator	Serial # 4740904 and prior	1
20	045891	Latch, Long Hood - Drive Unit		2
	044519	Latch, Hood - Drive Unit	Serial # 4240703 and prior	2
21	F05010-156	Nut, 1/4-20 Half Nylock		4
22	F05005-79	Screw, 1/4-20 x 1/2" Hex Head Cap Gr5		4
	045552	Grommet, Radiator Cleanout Plate	Serial # 4740904 and prior	1
23	043236	Grommet, Trash Guard 3682/3696		1



4**Engine & Electrical***Engine Guards (Serial #29900108 and later)***4.2 Engine Guards (Serial #29900108 and later)**

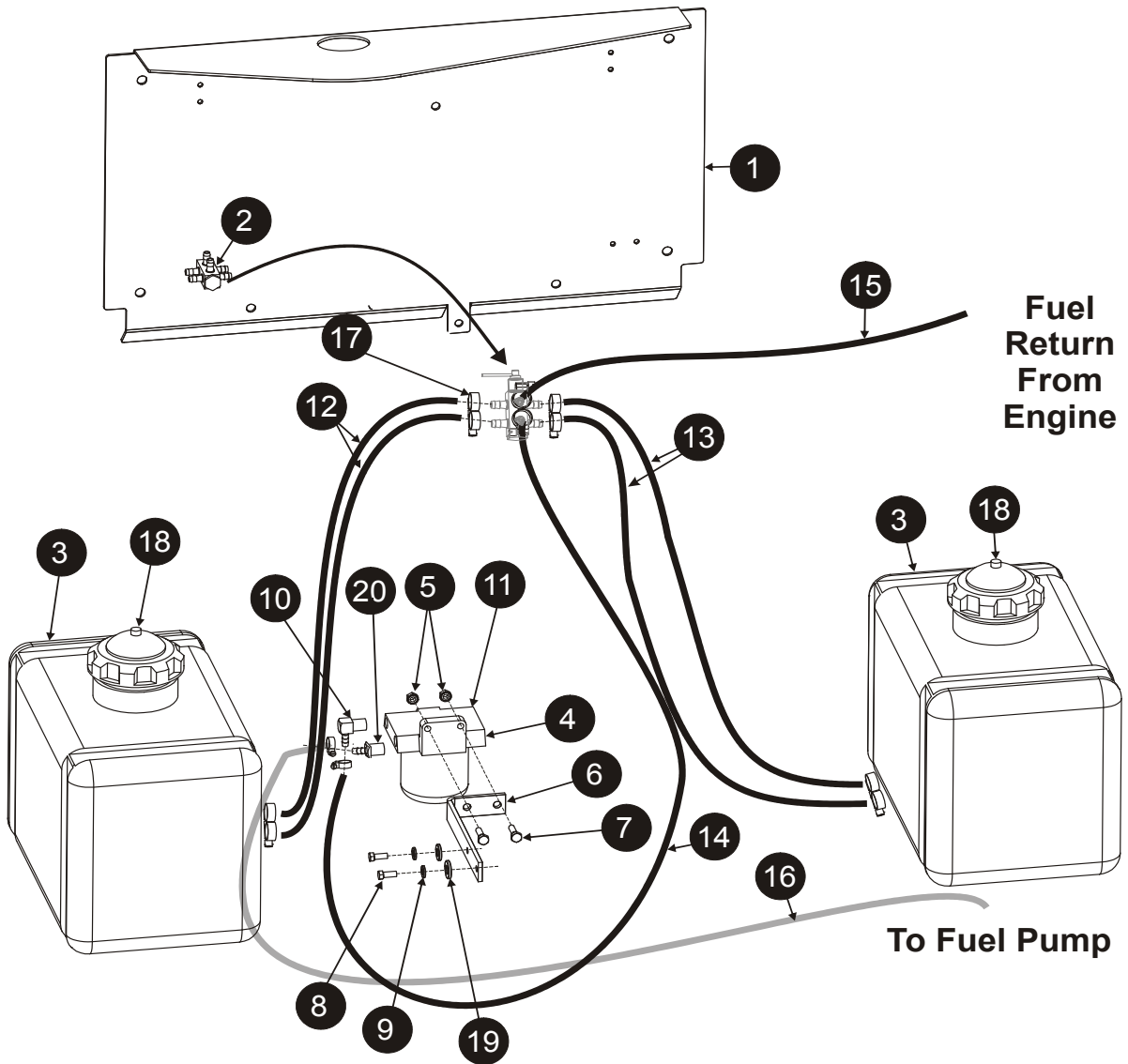
REF	PART #	DESCRIPTION	COMMENTS	QTY.
	058296	Hood Assembly, 3682 Drive Unit		1
1	058298	Hood Weldment, 3682 - Drive Unit		1
2	F05005-79	Screw, 1/4-20 x 1/2" Hex Head Grade 5		4
3	045891	Latch, Long Hood - Drive Unit		2
4	F05010-156	Nut, 1/4-20 Half Nylock		4
5	041155	Screen, Rear Hood		1
6	F05007-124	Bolt, 3/8-16 x 2" Hex Head Grade 5		2
7	041709	Spacer, Hood Latch		2
8	F05011-16	Washer, 5/16 Standard Flat		10
9	F05010-124	Nut, 3/8-16 Half Nyloc		4
10	F05007-195	Bolt, 3/8-16 x 4-1/2" SHC Zinc		2
11	F05010-58	Nut, 5/16-18 Nylok Hex		3
12	041997	Plate, Screen Retaining		1
13	F05006-102	Bolt, 5/16-18 x 3/4" Hex Head Grade 5		3
14	028178	Handle, Engine Cover w/bolts		1
15	041708	Arm, Hood Link		2
16	F05011-16	Washer, 5/16" Standard Flat		4
17	F05010-124	Nut, 3/8-16 Half Nyloc		4
	043243	Plate Assembly, 3682 4" Rad Cleanout		1
18	043242	Plate, Cleanout 4" Radiator-3682		1
19	F05006-102	Bolt, 5/16-18 x 3/4" Hex Head Grade 5		3
20	F05011-13	Washer, 5/16" Split Lock		3
21	F05011-17	Washer, 5/16" SAE Flat		3
22	043236	Grommet, Trash Guard 3682/3696		1



360049-1

4**Engine & Electrical***Fuel System (Serial # 28880108 and prior)***4.3 Fuel System (Serial # 28880108 and prior)**

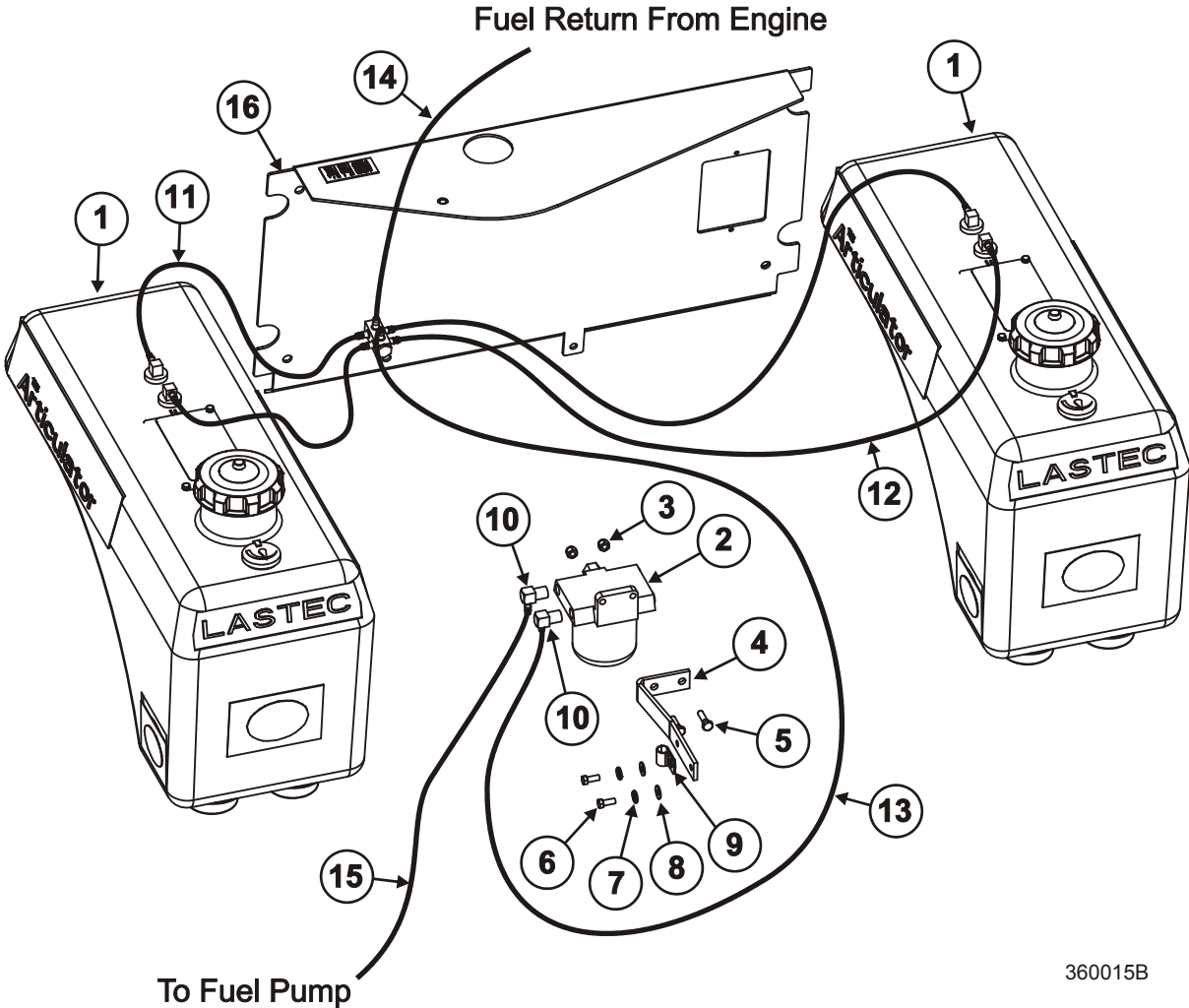
REF	PART #	DESCRIPTION	COMMENTS	QTY.
1	041002	Plate, Seat Back		1
2	041083	Valve, Two Tank Diverter		1
	041156	Tank, Assembly, 5 Gallon Fuel		2
	028084	Filter, Element Replacement	Not Shown	1
4	028504	Cup, Fuel Filter Element		1
5	F05010-69	Nut, 1/4-20 Nyl Lock		2
6	041115	Plate, Fuel Filter Mount		1
7	F05005-123	Bolt, 1/4-20 x 3/4" Hex Head Grade 5		2
8	F05005-101	Bolt, 1/4-20 x 1" Hex Head Grade 5		2
9	F05011-14	Washer, 1/4" Split Lock		2
10	028157	Fitting, 1/4" NPT x 1/4" Hose Barb 90 Deg El		1
11	018758	Manifold, Fuel Filter W/Separator		1
12	P642	1/4" hose	36" long	2
13	P642	1/4" hose	64" long	2
14	P642	1/4" hose	41" long	1
15	P642	1/4" hose	10" long	1
16	P642	1/4" hose	18" long	1
17	P649	Clamp, 7/32-5/8" Hose		14
18	041187	Cap, Fuel Tank		2
19	F05011-11	Washer, 1/4" SAE Flat		2
20	048764	Fitting, 1/4" NPT x 1/4" Hose Barb 90 Deg E1 M		1



4**Engine & Electrical***Fuel System (Serial # 28890108 and later)***4.4 Fuel System (Serial # 28890108 and later)**

REF	PART #	DESCRIPTION	COMMENTS	
1	047539	Tank Assembly, Diesel Dual Fittings	See Section 4.5 for parts	2
2	018758	Manifold, Fuel Filter W/Separator		1
3	F05010-69	Nut, 1/4-20 Nylon Lock		2
4	041115	Plate, Fuel Filter Mount		1
5	F05005-101	Bolt, 1/4-20 x 1" Hex Head Grade 5		2
6	F05005-137	Bolt, 1/4-20 x 5/8" Hex Head Grade 5		2
7	F05011-14	Washer, 1/4" Split Lock		2
8	F05011-11	Washer, 1/4" SAE Flat		2
9	P07584	Clamp, 1/2" EMT Coated		1
10	028157 ¹	Fitting, 1/4" NPT x 1/4" Hose Barb 90 Deg El		2
11	P642	Hose, 1/4"	36" Long	2
12	P642	Hose, 1/4"	64" Long	2
13	P642	Hose, 1/4"	41" Long	1
14	P642	Hose, 1/4"	10" Long	1
15	P642	Hose, 1/4"	18" Long	1
16	049178	Firewall Weldment, 3682		1

¹ (1) 028157 replaced (1) 048764 1/4" NPT x 1/4" Hose Barb 90 Deg Fitting on units with serial #46590113 and later.

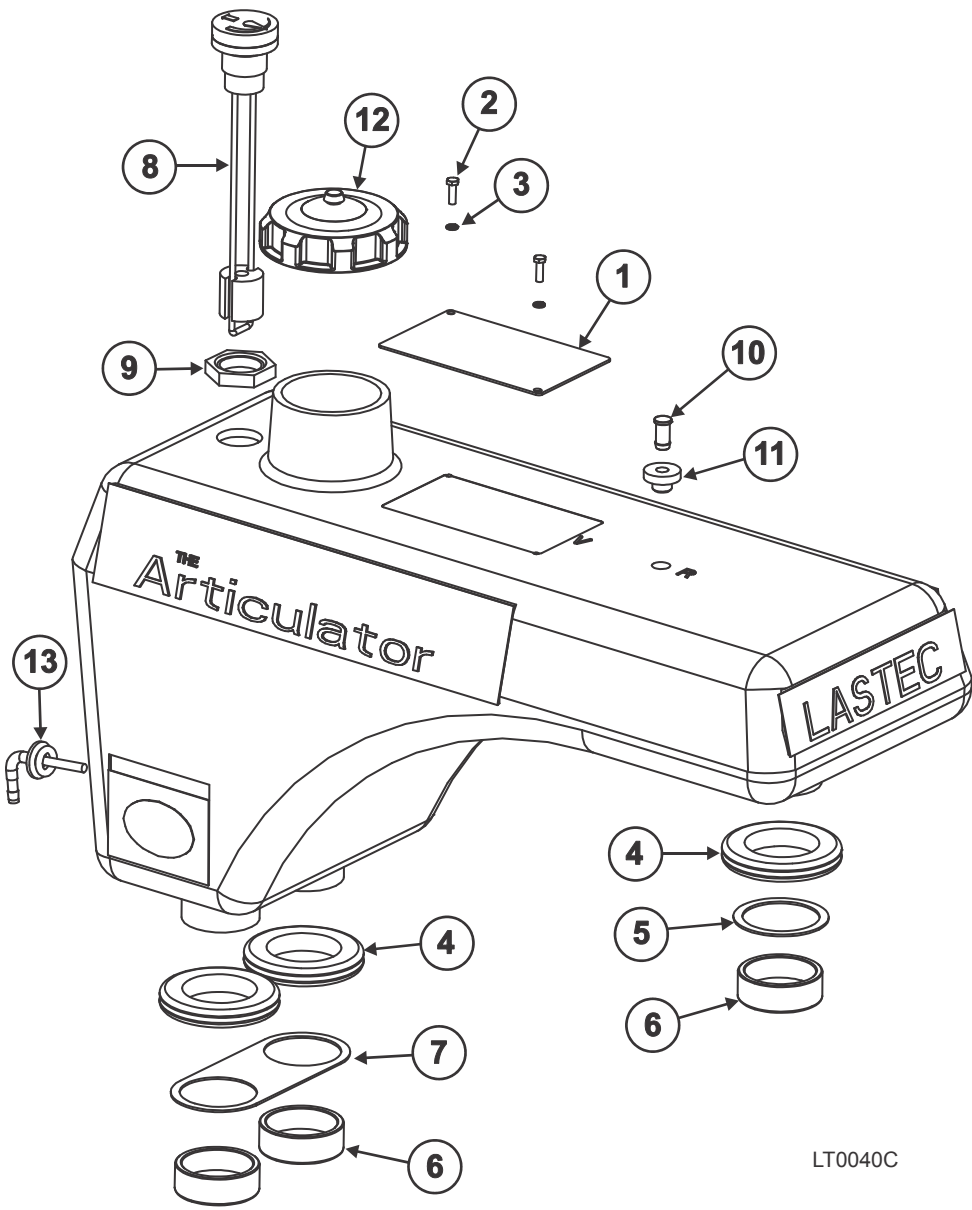


360015B

4.5 Fuel Tank Assembly

REF	PART #	DESCRIPTION	COMMENTS	
	047539 ¹	Tank Assembly, Diesel Dual Fittings		1
1	045897	Plate, Decal Fuel		1
2	F05004-18	Screw, 10-24 x 5/8" Unsl Indent HH Machine		2
3	F05011-20	Washer, #10 Split Lock		2
4	085614	Grommet, Rubber 2 1/2" Dia		3
5	043441	Washer, Fuel Tank Retaining		1
6	019696	Cap, Hydraulic Tank (P631)		3
7	043442	Washer, Fuel Tank Double		1
	073230	Tank Assembly, 7 Gallon Diesel Dual Fitting	Includes Fuel Tank	1
8	073228	Gauge, Fuel Indicator Threaded Sealed		1
9	073229	Nut, Fuel Gauge		1
10	026402	Plug, Fuel Tank		1
11	028818	Grommet, Fuel Tank Fitting		1
12	063251	Cap, Diesel Fuel Tank Vented		1
13	064652	Fitting, Fuel 1/4 Bulkhead w/ Screen		1
	067774	Fitting, 3/16 Barb 90 Tank W/ 2" Tube	Not Shown - Right Tank Only	1

¹ 073230 replaced 072860 7 Gallon Diesel Dual Fitting Tank Assembly (including 072735 Gauge, 072736 Grommet, 049809 Fitting, (2) 028818 Grommets, 055446 Tube) (1/15). 072860 replaced 055438 Fuel Dual Fitting Tank Assembly (9/14). 049809 Fitting replaced 1/4" Barb 90 Tank Fitting (028820) and 1/4" x 2" Long Tygon Tubing (046532) on units with serial #39030111 and later.



4 Engine & Electrical

Engine Assembly

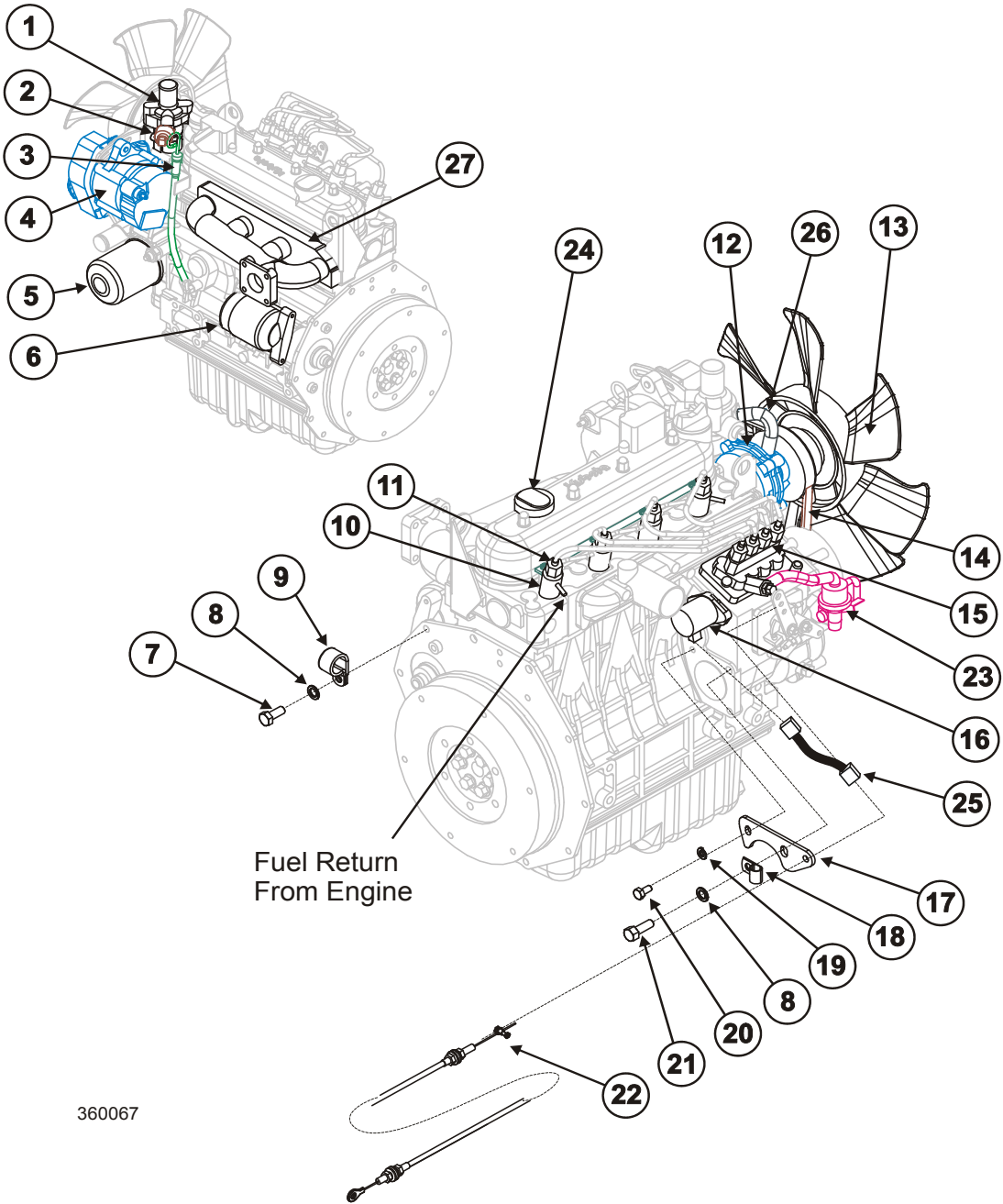
4.6 Engine Assembly

REF	PART #	DESCRIPTION	COMMENTS	QTY.
1	028546	Thermostat -Kubota		1
2	028510	Sender, Heat sensor		1
3	028512	Dipstick, Kubota		1
4	029553	Alternator, Kubota Engine		1
5	018050	Filter, Kubota Engine Oil		1
6	028522	Starter, Kubota		1
7	F05009-52	Screw, M10-1.25x25mm HH Gr10.9		1
8	F05011-88	Washer, 10mm Split Lock		2
9	028352	Clamp, 1in ID Coated		1
10	028521	Plug, Glow - Kubota		1
11	028515	Injector, Fuel Kubota		4
12	063893 ¹	Pump, Water - Kubota		1
13	028662	Radiator Fan, Kubota		1
14	042881	Belt, Kubota Fan Drive		1
15	028540	Pump, Fuel injector - Kubota		1
16	046949	Fuel Stop Solenoid	Serial # 4290903 and later	1
	028523 ²	Solenoid, Stop - Kubota	Serial # 4280903 and prior	1
17	019009	Bracket, Throttle (engine)		1
18	028593	Clamp, 3/4 EMT Coated		2
19	F05011-45	Washer, 8mm Split Lock		1
20	F05004-47	Bolt, M8x125x16mm HH		1
21	F81003-25	Bolt, M10-1.25x30mm HHFT 8.8		1
22	019065	Throttle Cable, Lawn Mower		1
23	028517	Fuel Transfer Pump, Kubota #16285-52032		1
	028518	Gasket, Fuel Transfer Pump - Kubota	Not Shown	1
24	040759	Plug, Oil Filler for Kubota Engine		1
25	046950	Plug Adaptor	Added after Serial # 4290903	1
26	056648	Bypass Hose, Kubota Water Pump		1
27	056553	Manifold, 1505 Kubota Exhaust		1
	028572	Gasket, Kit -Upper Kubota (V1505T)	Not Shown	1
	063894 ¹	Gasket, Water pump - Kubota	Not Shown	1
	057000	Pipe Assy, Kubota Over Flow	Not Shown	1
	028519	Kit, Gasket-Lower Kubota	Not Shown	1
	028542	Plug, Oil Drain - Kubota	Not Shown	1
	028543	Gasket, Oil Drain Plug	Not Shown	1
	028547	Switch, Oil Pressure - Kubota	Not Shown	1
	055173	Seal, Oil-28,33,36 HP Kubota	Not Shown	1
	055174	Pipe, Breather-33,& 36 HP Kubota	Not Shown	1
	055175	Pipe, Water-36 HP Kubota (Rubber)	Not Shown	1
	064245	Pipe, Radiator Water Kubota V1505 D1105 (Steel)	Not Shown	1

042882	Pulley, Kubota 3.5" Dia. Fan	Not Shown	1
028545	Gasket, Thermostate - Kubota	Not Shown	1

¹ Pump, Water (063893) replaced Pump, Water (028525) and Gasket, Water Pump (063894) replaced Gasket, Water Pump (028526) for engines with serial #1W0006 and later (05/2010). Use parts 028525 and 028526 for engines with serial #1U7903 and prior.

² Lastec no longer stocks the 028523 Stop Solenoid. If you have a mower with serial # 4280903 or lower, then you need to order 046951, the Stop Solenoid Kit. This includes the newer 046949 Solenoid and the 046950 Plug Adaptor.



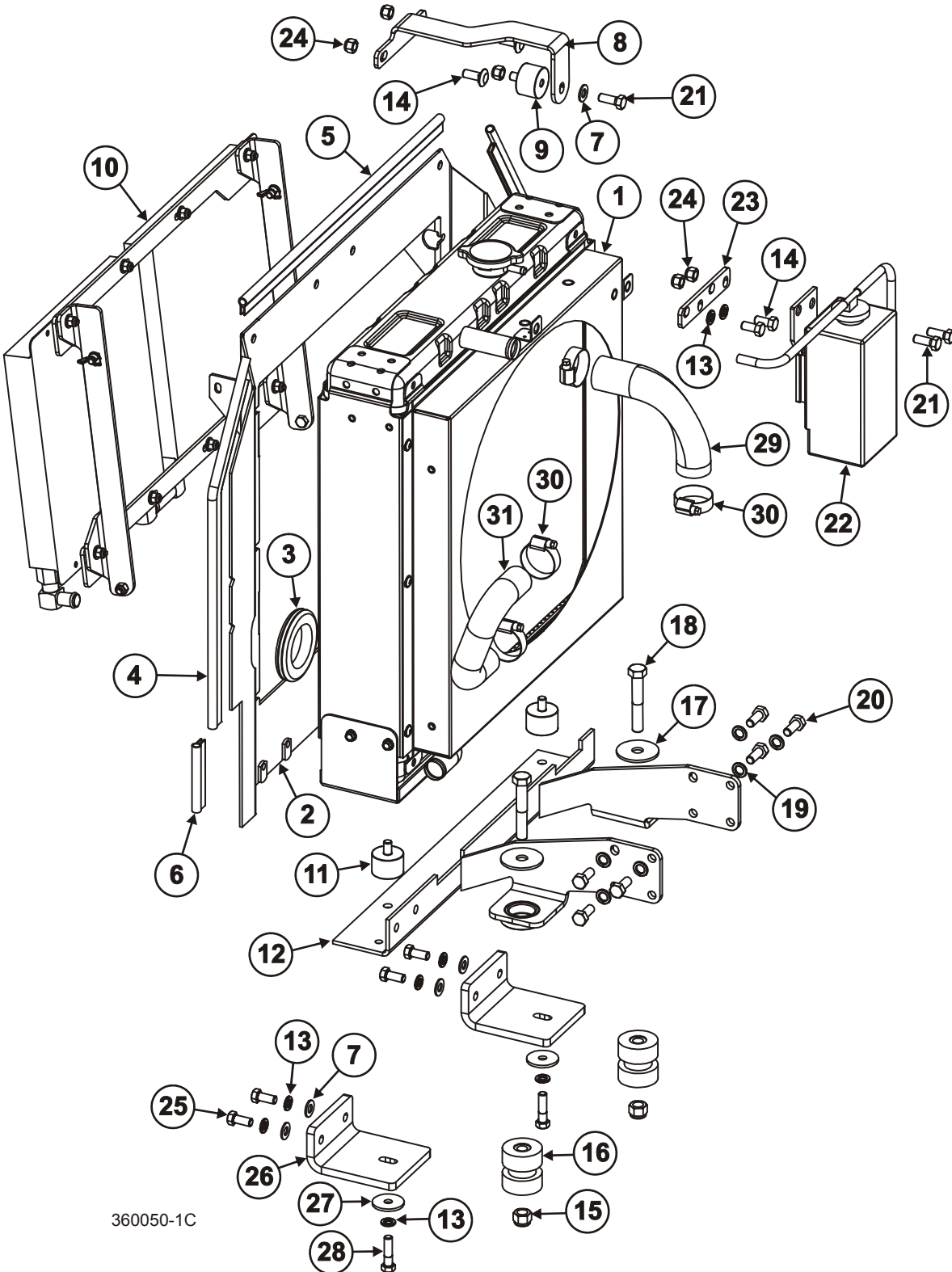
360067

4.7 Radiator Assembly

REF	PART #	DESCRIPTION	COMMENTS	QTY.
	046008	Radiator Assembly, D37		1
1	064437 ¹	Radiator Assembly, D45 4"		1
2	064419 ²	Wall Weldment, Radiator		1
3	085614	Grommet, Rubber 2 1/2" Dia.		2
4	045694	Grommet, 4" Radiator Wall Side		2
5	045520	Grommet, Radiator Wall Top		1
6	045524	Grommet, Radiator Wall Lower		2
7	F05011-3	Washer, 3/8" SAE Flat		5
8	064244 ²	Bracket, Radiator Support Upper		1
9	028217	Bushing, Rubber Radiator Mount		1
10	045441	Cooler Assembly	See Section 3.5 for parts	1
11	028217	Bushing, Rubber Radiator Mount		2
12	018797	Mount Wldmt. Motor/Radiator		1
13	F05011-4	Washer, 3/8" Split Lock		8
14	F05007-165	Bolt, 3/8-16 x 1" Carriage Grade 5		4
15	F05010-8	Nut, 1/2-13 Nyl Hex Lock		2
16	018734	Bushing, Kubota Rubber Mount		2
17	018751	Washer, Motor Mount		2
18	F05008-23	Bolt, 1/2-13 x 3" Hex Head Grade 5		2
19	F05011-88	Washer, 10MM Split Lock		6
20	F05009-52	Bolt, M10 x 25 10.9 Hex Hd		6
21	F05007-87	Bolt, 3/8-16 x 1" Hex Head Grade 5		2
22	045886	Coolant Recovery Kit		1
23	043233	Strap, Overflow		1
24	F05010-10	Nut, 3/8-16 Hex Nyl Lock		5
25	F05007-185	Bolt, 3/8-16 x 7/8" Hex Head Grade 5		4
26	064243 ²	Bracket, Radiator Support Lower		2
27	F05011-104	Washer, 3/8x1-1/2 x 1/8" Thick Hardened		2
28	F05007-78	Bolt, 3/8-16 x 1 1/2" Hex Head Grade 5		2
29	028533	Hose, Kubota Top Radiator		1
30	040200	Clamp, 1 3/4" Worm		4
31	056625 ¹	Hose, Lower Left Radiator		1

¹ 064437 replaced 046007 OEM A98-500 Complete Radiator and 056625 replaced 028505 LWR Radiator 425D Hose (Serial #46590113 and later).

² Radiator Wall Weldment (064419) replaced Radiator Wall (047574) on units with serial #37930710 and later. Also, Radiator Support Lower (064243) and Upper (064244) Brackets with fasteners were added to the radiator assembly.



360050-1C

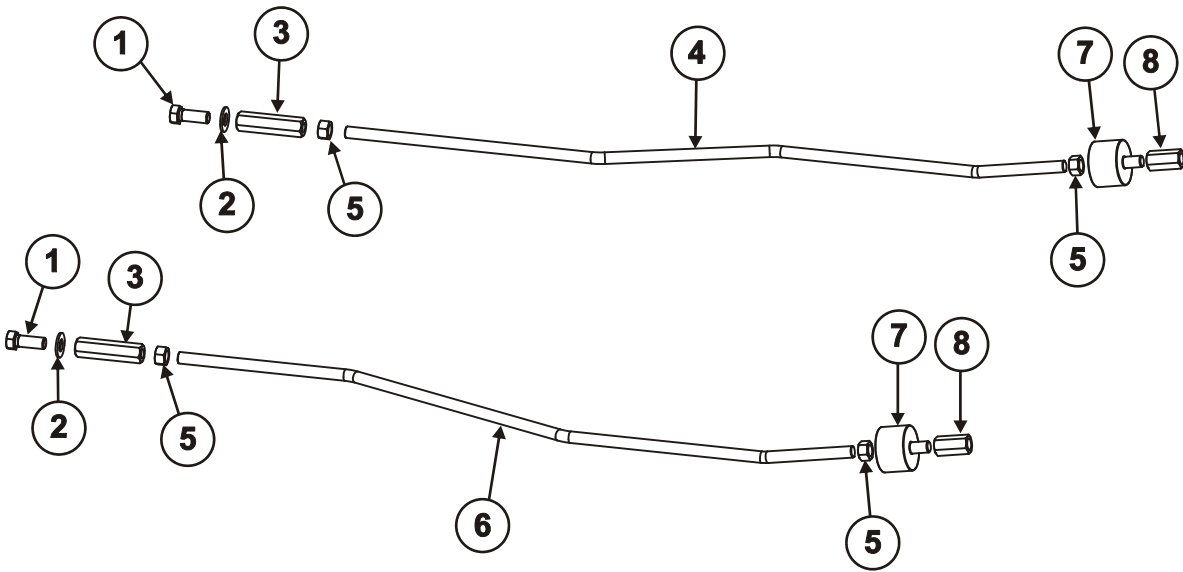
4 Engine & Electrical

Radiator Brace

4.8 Radiator Brace

REF	PART #	DESCRIPTION	COMMENTS	QTY.
	043238 ¹	Strut Assembly, 3682/3696 Radiator		1
1	F05007-78	Bolt, 3/8-16 x 1 1/2" Hex Head Grade 5		2
2	F05011-3	Washer, 3/8" Flat SAE		2
3	043237	Nut, 3/8-16 x 2-1/4" Long		2
4	045436	Rod, Left Radiator Support		1
5	F05010-1	Nut, 3/8-16 Hex		4
6	045444	Rod, Right Radiator Support		1
7	028217	Bushing, Rubber Radiator Mount		2
8	072832	Nut, 3/8-16 x 1-1/8" Coupling Plated2		2

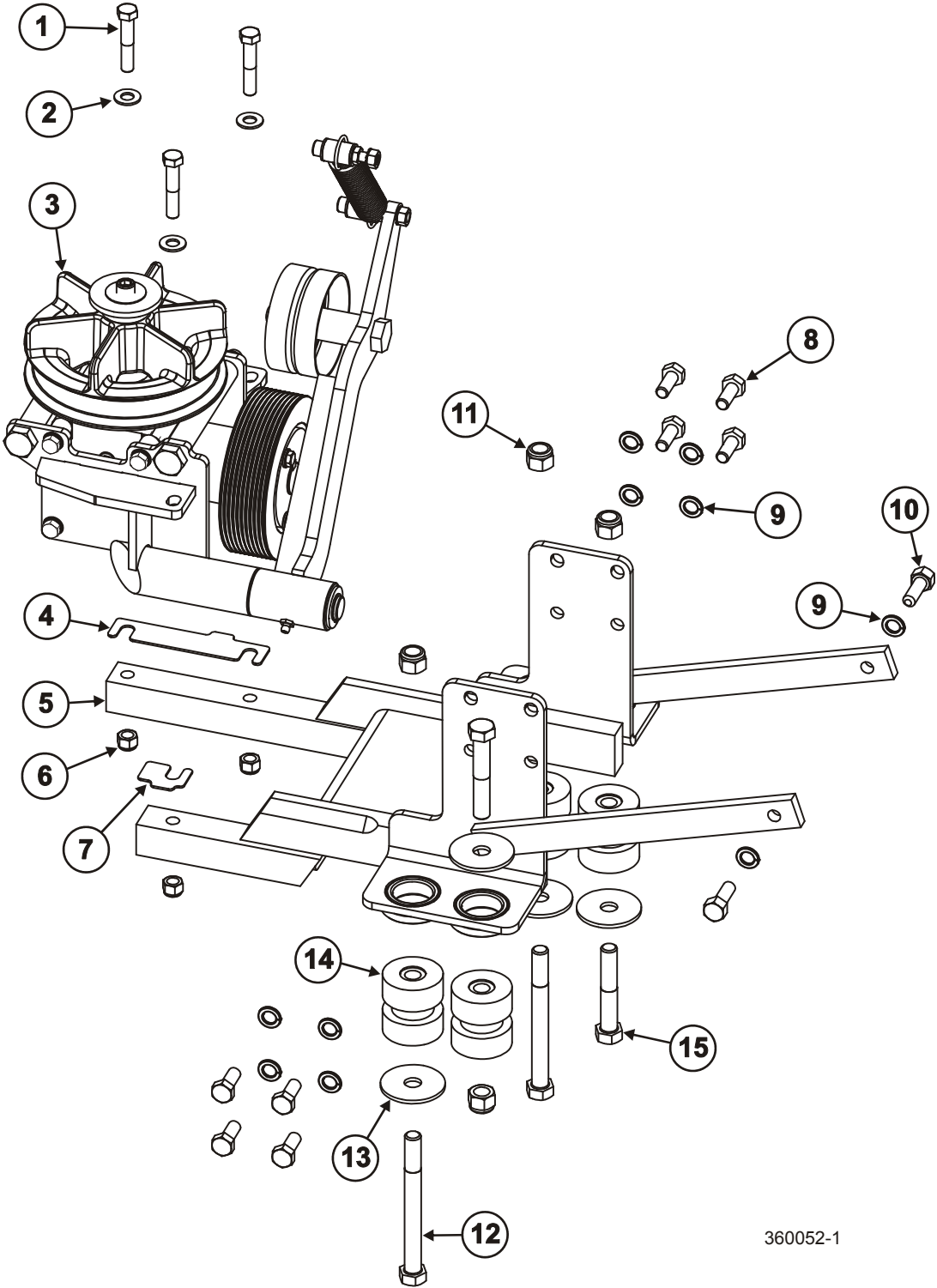
¹ (2) 028217 replaced (2) 043237; added (2) 072832 (Serial #49191013 and later). Previously, (4) 043237 replaced (4) 028217 Rubber Radiator Mount Bushing; removed (2) F05011-4 3/8" Split Lock Washer and (2) F05010-1 3/8-16 Hex Nut; added F05011-3 and F05007-87 (Serial #46590113 and later).



360051C

4**Engine & Electrical***Motor Mount Assembly (Serial #4830403 and later)***4.9 Motor Mount Assembly (Serial #4830403 and later)**

REF	PART #	DESCRIPTION	COMMENTS	QTY.
	041101	Mount Assembly, 421 Front Motor/Gearbox		1
1	F05007-223	Bolt, 3/8-16 x 2" Hex Head Grade 8		3
2	F05011-3	Washer, 3/8" Flat SAE		3
3	048498	Gearbox Assembly, 36 HP	See Section 4.10 for parts	1
4	028580	Shim, 425HD Gear Box		1
5	041099	Mount Weldment, Front Eng/Gearbox		1
6	F05010-10	Nut, 3/8-16 Hex Nyloc		3
7	028580-1	Shim, 421D Gearbox		1
8	F05009-52	Screw, M10-1.25 x 25mm Hex Head Grade 10.9		8
9	F05011-88	Washer, 10mm Split Lock		10
10	F81003-25	Bolt, M10-1.25 x 30mm Hex Head FT 8.8		2
11	F05010-8	Nut, 1/2-13 Nyl Hex Lock		4
12	F05008-66	Bolt, 1/2-13 x 5" Hex Head Cap Grade 5		2
13	018751	Washer, Motor Mount		4
14	018734	Bushing, Kubota Rubber Mount		2
15	F05008-23	Bolt, 1/2-13 x 3" Hex Head Grade 5		2

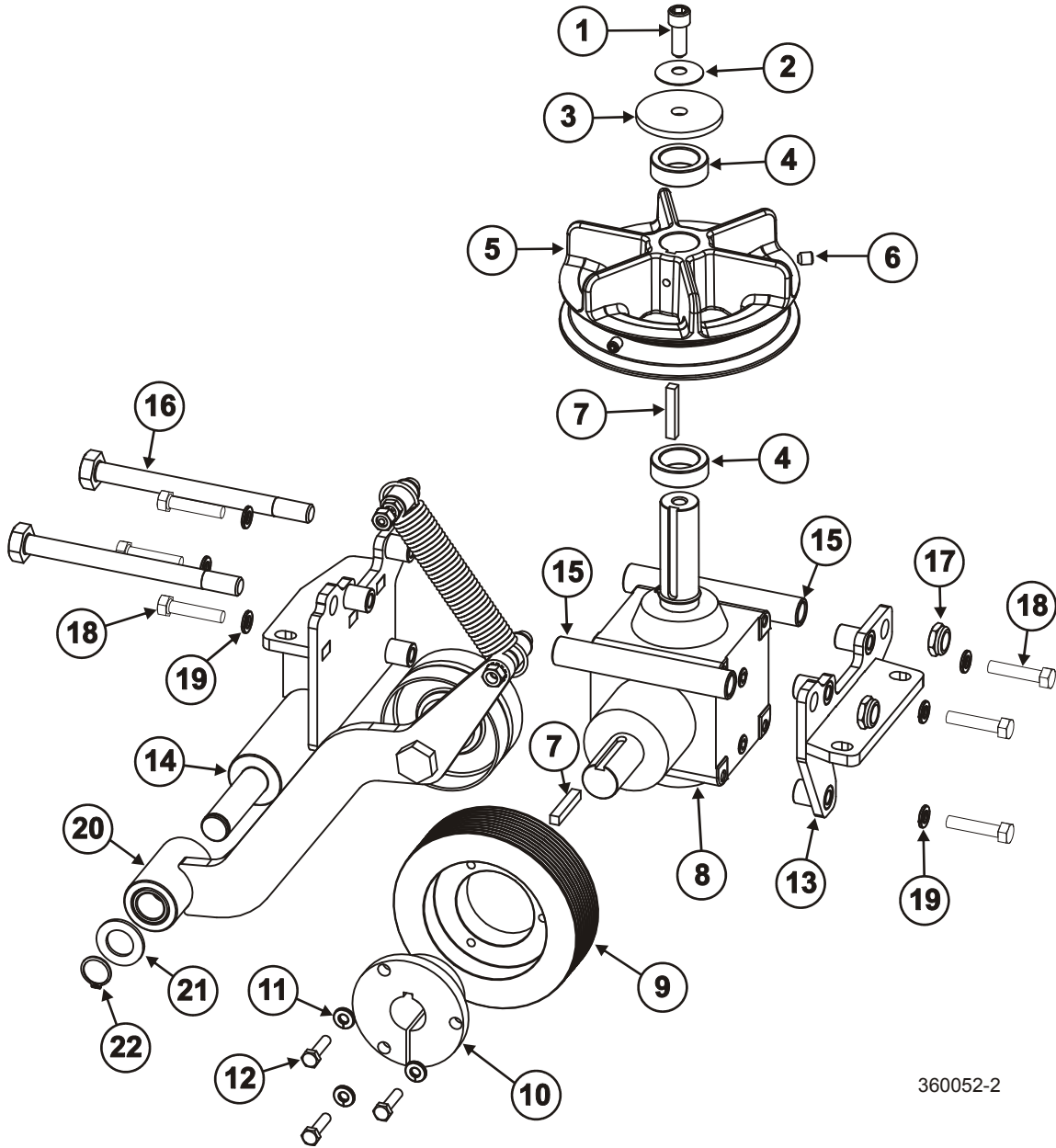


360052-1

4.10 Superior Gearbox Assembly

REF	PART #	DESCRIPTION	COMMENTS	QTY.
	048498	Gearbox Assembly, 36HP		1
1	F05007-74	Screw, 3/8-24 x 1" Bo Shc		1
2	F05011-108	Washer, 3/8" ID x 1-1/4OD Belleville		1
	F05011-4	Washer, 3/8" Split Lock	Serial # prior to 5911105	1
3	028141	Washer, Gearbox Keeper		1
4	028938	Spacer, 1.015ID x 1.5" OD x 1/2"		2
5	028137	Sheave, B Gearbox Output		1
6	F05006-129	Screw, 5/16-18 x 3/8" Set w/Nylon Patch		2
7	028080	Key, 1/4" Sq x 1-1/2" lg		2
8	040805	Gearbox, 1to1 Right Hand		1
9	028629	Sheave, Poly-v 5.16 OD Sds		1
10	018754	Bushing, Bx1	Includes items 11 and 12	1
11	F05011-14	Washer, 1/4" Split Lock		3
12	F05005-165	Bolt, 1/4-20 x 1 3/8" Hex Head	Torque to 110 in-lbs	6
13	048658	Mount Weldment, 100 Series Right Gearbox		1
	045449	Mount Weldment, 100 Series Right Gearbox	Serial # 4820302 to 5561004	1
	028717	Bracket, Mount Gearbox (Right Hand)	Serial # 4670202 to 4820302	1
14	048489	Mount Weldment, 100 Series Left Gearbox		1
	048657	Mount Weldment, 100 Series Left Gearbox	Serial # 5571004 to 6130306	1
	045447	Mount Weldment, 100 Series Left Gearbox	Serial #4830403 to 5561004	1
	041771	Bracket, Mount Gearbox (Left Hand)	Serial # 4670202 to 4820302	1
15	063250	Spacer, 3/4" OD x 1/2" ID x 4.91" Long		2
16	F05008-107	Bolt, 1/2-13 x 6" Hex Head Grade 5		2
17	F05010-127	Nut, 1/2-13 Half Nylon Lock		2
18	F05008-162	Bolt, 5/16-18 x 1 1/2" Hex Head Grade 8 Yellow		6
	F05008-96	Bolt, 5/16-18 x 1 1/2" Hex Head Grade 5	Serial # 4820302 to 5991205	6
	F05006-102	Bolt, 5/16-18 x 3/4" Hex Head	Serial # 4670202 to 4820302	8
19	F05011-13	Washer, 5/16" Split Lock		6
20	048495	Idler Assembly, Main Drive Belt	See Section 4.12 for parts	1
21	F05011-77	Washer, 3/4" AN Yel/Cad		1
22	F04254-46	Ring, 3/4" External Retaining		1
	041734	Belt, Poly Rib 34.06 K10	Not Shown	1

NOTE: Fill Superior Gearbox with 6 ounces of SHC 75W90 oil

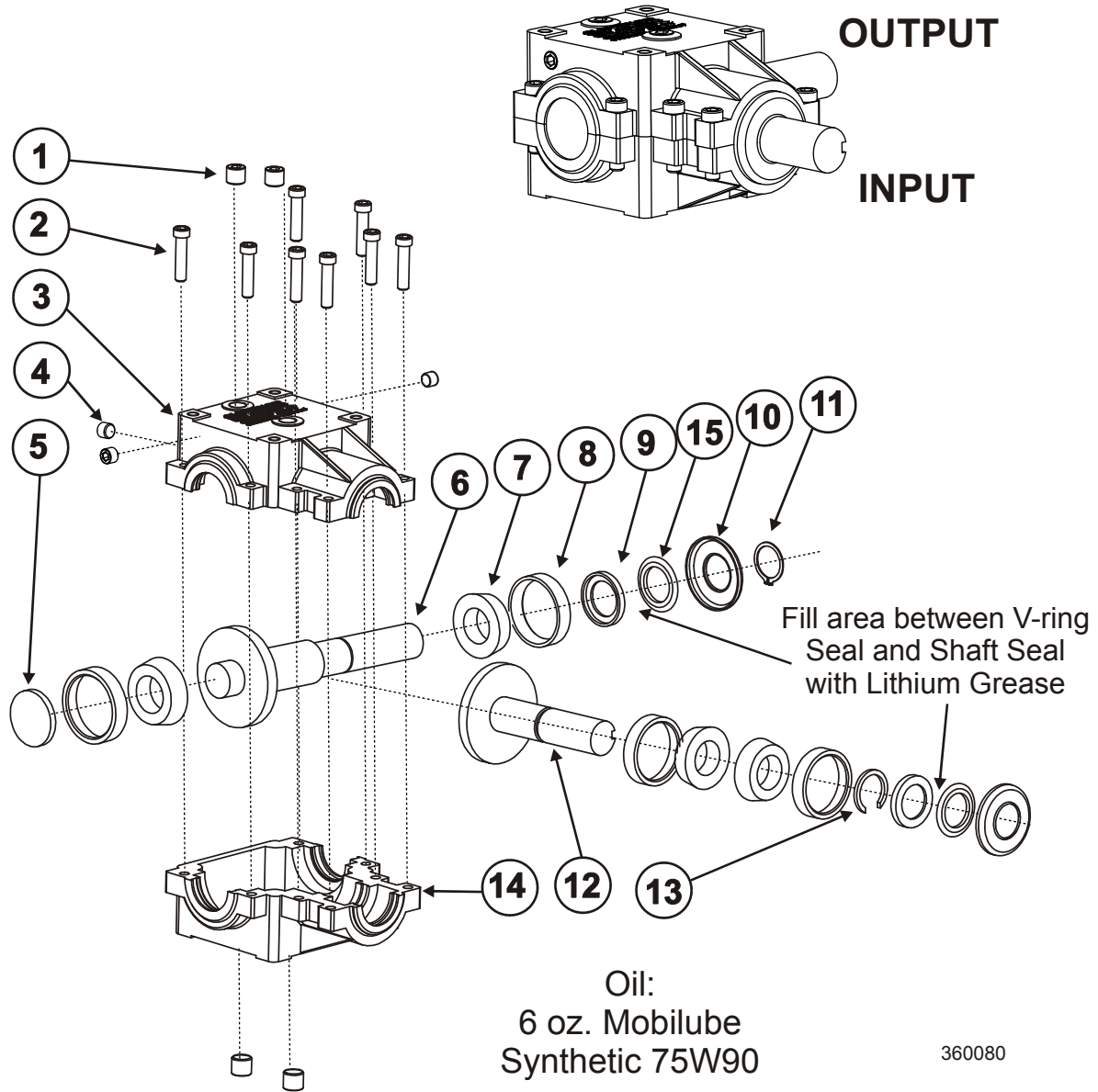


360052-2

4.11 Superior Gearbox Breakdown

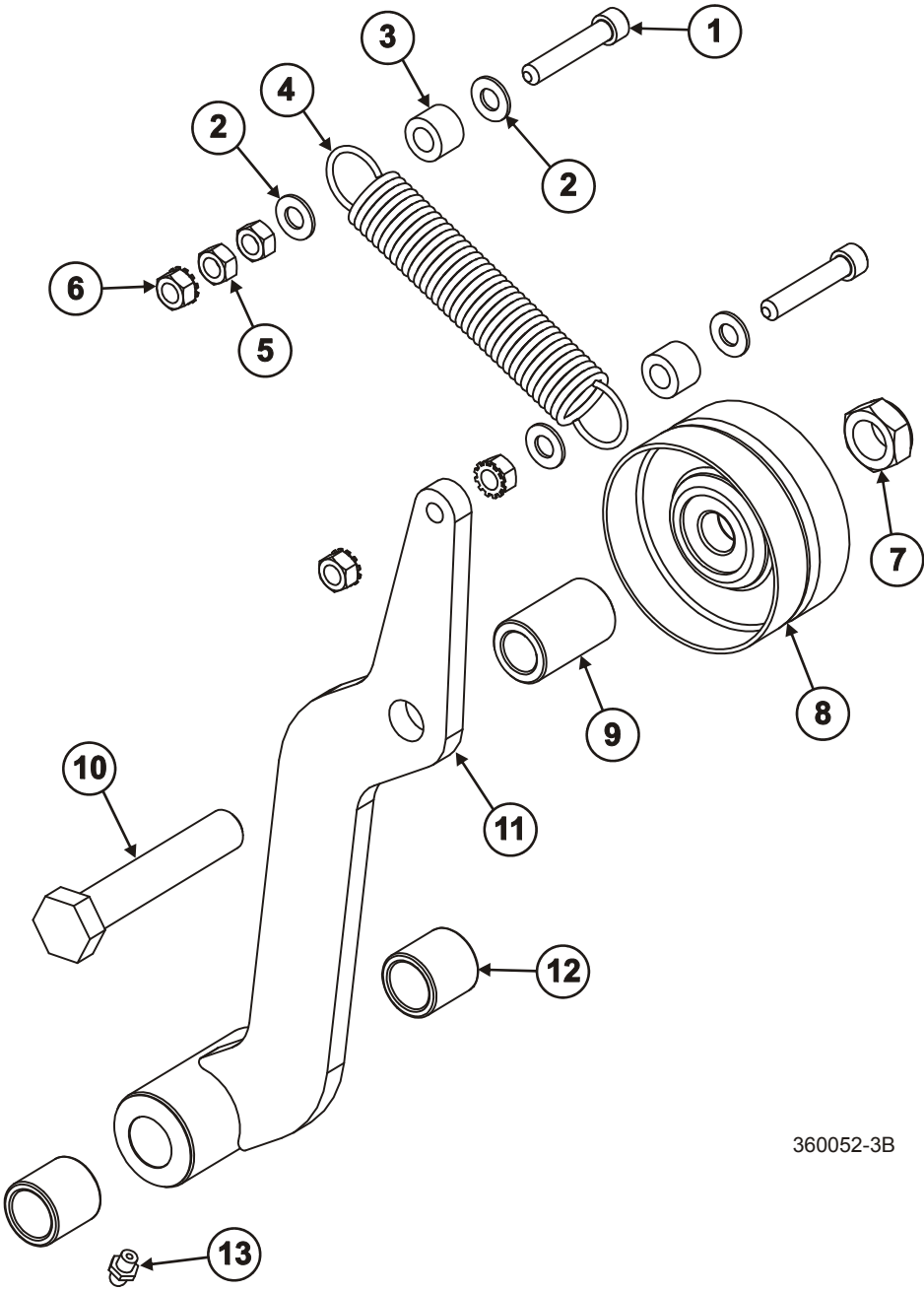
REF	PART #	DESCRIPTION	COMMENTS	QTY.
1	040615	Plug, 1/4-18 NPT SCHD W/3M EF/ER Gearbox		4
2	F05006-111	Bolt, 5/16-18 x 1.25 SHCS B/O	Torque to 17-21 ft.-lbs.	6
3	046931	Hsg, R100 Mach Thru 1/8-3X		1
4	040652	Plug, 1/8-27 NPT SCHD W/3M	Use these plugs for oil fill, drain, and level check	3
5	040650	End Cap, CP-1.500-.187 D. #7647		1
6	046933	Shaft/Gear Assembly, Cross	Output Shaft	1
7	040648	Bearing, Cone TMKN # L44643		4
8	040647	Bearing, Cup TMKN#L44610		4
9	045878	Seal, TC-1.00-1.50-.187 Polyacr Gearbox		2
10	046937	Washer, Cup For 1" Shaft		2
11	056514	Ring, Ext 1.0 Shaft .080 Thk Retaining		1
12	046932	Shaft/Gear Assembly, Stub	Input Shaft	1
13	046934	Ring, Superior Gearbox Retaining R100		1
14	040643	Casting, Mach R100-Tap Stnd		1
15	049174	Seal, V-Ring V-25A 22mm ID (R)		2
	040639	Oil, SHC 75W90 32oz	Not Shown	6oz.

IMPORTANT! The new gearbox is pre-filled with oil from manufacturer.



4**Engine & Electrical***Drive Belt Idler (Serial #6140406 and later)***4.12 Drive Belt Idler (Serial #6140406 and later)**

REF	PART #	DESCRIPTION	COMMENTS	QTY.
	048495	Idler Assembly, Main Drive Belt		1
1	F05006-137	Bolt, 5/16-18 x 1-3/4" SHC		2
2	F05011-17	Washer, 5/16" SAE Flat		4
3	040299	Bushing, Rubber		2
4	056599	Spring, 1" x 6" x .115" Dia. Wire		1
5	F05010-17	Nut, 5/16-18 Hex		2
6	F05010-20	Nut, 5/16-18 Keps		3
7	F05010-96	Nut, 5/8-11 Jam Nyl Lock		1
8	041701	Idler Pulley, 421D		1
9	041707	Spacer, 1" OD x 5/8" ID x 1-5/8" Lng		1
10	F05009-93	Bolt, 5/8-11 x 3 1/2" Hex Head Grade 5		1
11	048496	Pivot Weldment, Idler		1
12	029842	Bushing, 3/4" ID x 1" OD x 1" Oil		2
13	P107	Fitting, 1/4-28 Straight Grease		1



360052-3B

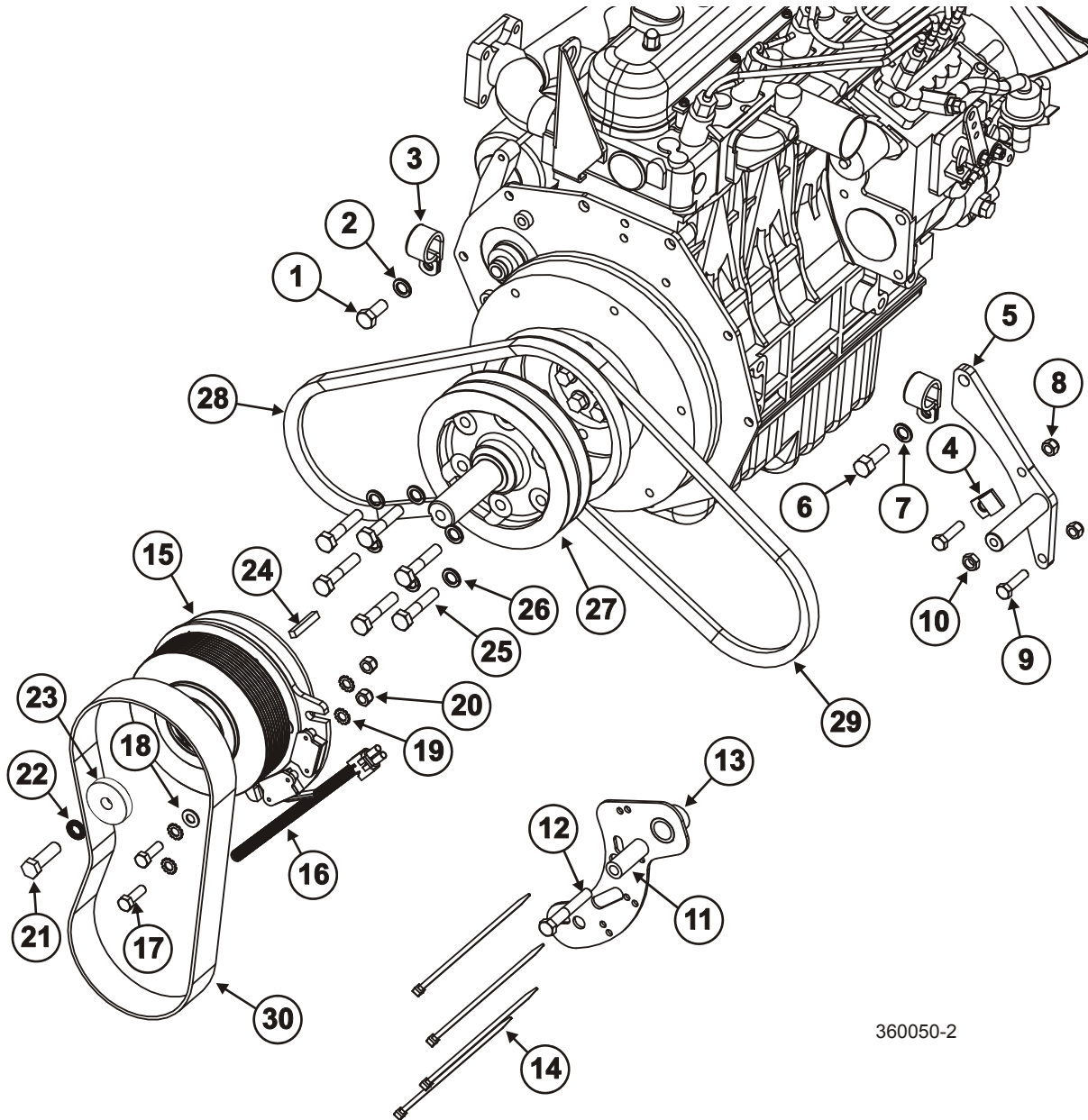
4

Engine & Electrical

Clutch Mount (Serial #5520604 and later)

4.13 Clutch Mount (Serial #5520604 and later)

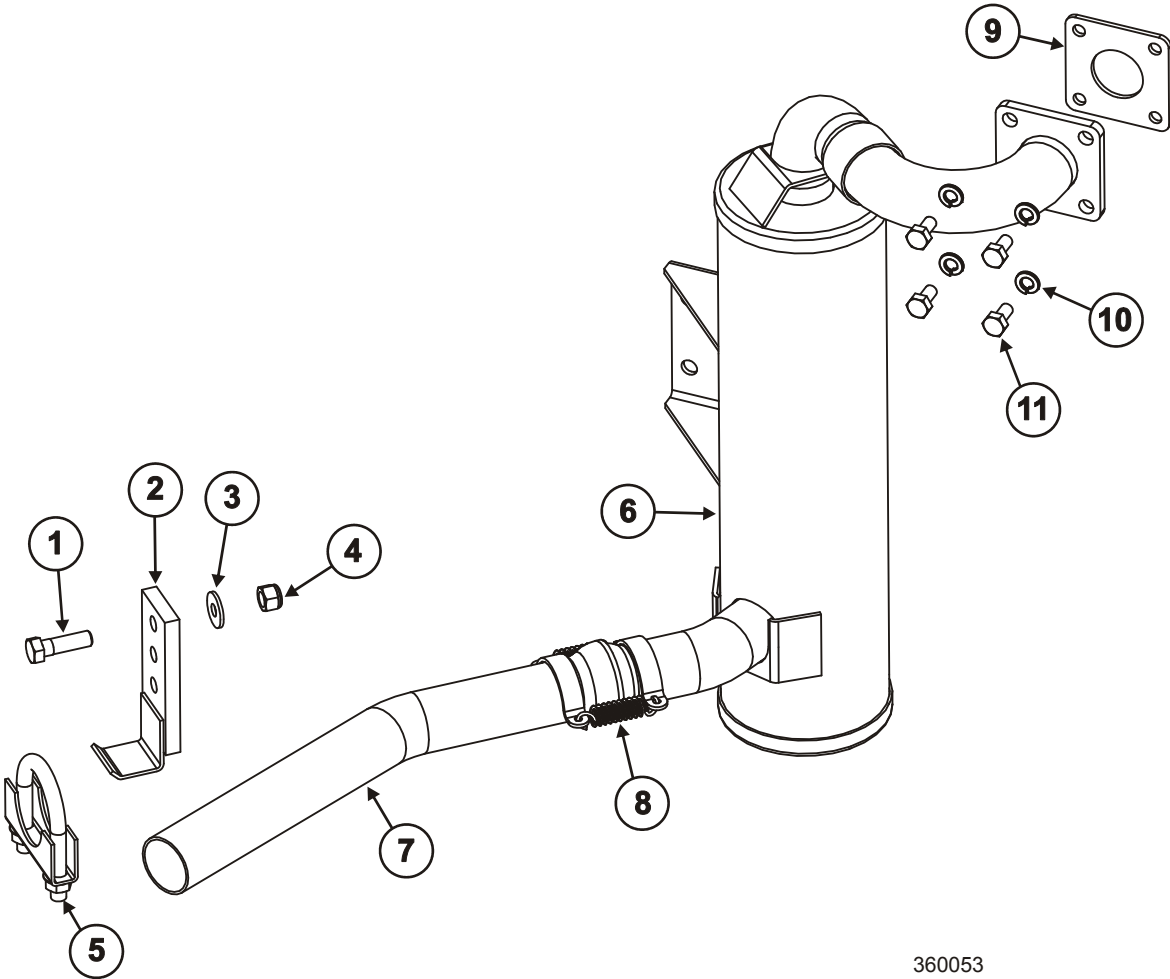
REF	PART #	DESCRIPTION	COMMENTS	QTY.
1	F05009-52	Screw, M10-1.25 x 25mm Hex Head Grade 10.9		1
2	F05011-88	Washer, 10mm Split Lock		1
3	028352	Clamp, 1" ID Coated		2
4	P07584	Clamp, 1/2" EMT Coated		1
	047658	Stop Assembly, Clutch		1
5	047656	Plate Weldment, Clutch Pin		1
6	F81003-25	Bolt, M10-1.25 x 30mm Hex Head FT 8.8		1
7	F05011-88	Washer, 10mm Split Lock		1
8	F05010-58	Nut, 5/16-18 Nylok Hex		2
9	F05006-93	Bolt, 5/16-18 x 1 1/4" Hex Head FT Grade 5		2
10	F05010-29	Nut, 3/8-16 Jam		1
11	045254	Hose, Bushing		1
12	F05007-125	Bolt, 3/8-16 x 2 1/2" Hex Head Grade 5		1
	041741	Clutch Assembly, Diesel Poly-V Complete		1
13	047655	Weldment, Clutch Stop		1
14	P664	Wire Tie, 7" Black		4
15	041738	Clutch, Diesel Warner Poly-V		1
	049805	Clutch Kit, Pulley, Armature and Rotor		1
	041797	Stator Assembly, Clutch Drive		1
16	048155	Loom, Clutch Wire		1
17	F05006-27	Bolt, 5/16-18 x 1" Hex Head Grade 5		2
18	F05011-17	Washer, 5/16" SAE Flat		1
19	F05011-33	Washer, 5/16" Star ET		4
20	F05010-58	Nut, 5/16-18 Nylok Hex		2
21	F05007-156	Bolt, 7/16-20 x 1 1/2" Hex Head Grade 5	Torque to 60 ft.-lbs.	1
22	F05011-117	Washer, 7/16" Nord-Lock	Added after serial # 5561104	1
23	048166	Washer, Clutch Capture	Serial # 5651104 and later	1
	028292	Washer, Clutch Warner	Serial # 5641104 and prior	1
24	028080	Key, 1/4" Square x 1 1/2" Long	Added after serial # 5561104	1
25	F81003-42	Screw, M10-1.25 x 50 Hex Cap SC	Torque to 60 ft.-lbs.	6
26	F05011-88	Washer, 10mm Split Lock		6
27	028131	Sheave, Output 425D		1
28	041702	Belt, Hydro BX35		1
29	028082	Belt, BX34		1
30	041734	Belt, Poly Rib 34.06 K10		1



360050-2

4**Engine & Electrical***Exhaust Assembly (Serial # 27350507 and later)***4.14 Exhaust Assembly (Serial # 27350507 and later)**

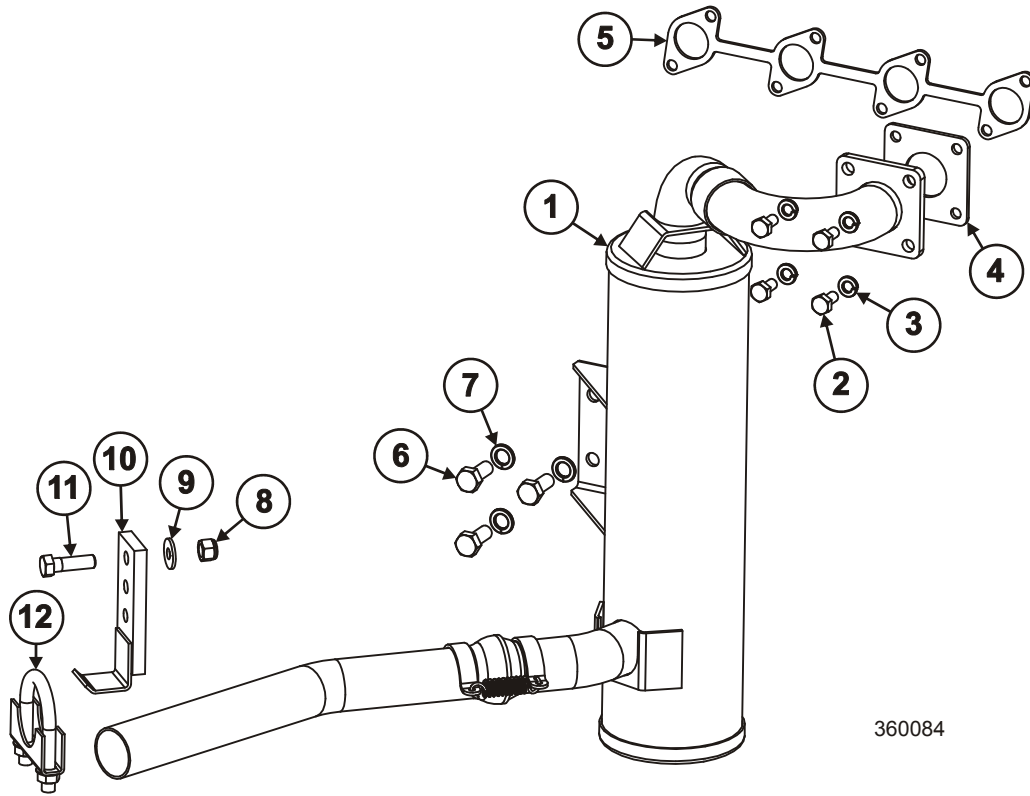
REF	PART #	DESCRIPTION	COMMENTS	QTY.
	045560	Muffler Assembly, 36HP ZT Drive	See Section 4.15 for service kit	1
1	F05007-123	Bolt, 3/8-16 x 1 1/4" Hex Head Grade 5		1
2	045561	Hanger, Exhaust		1
3	F05011-16	Washer, 5/16" Standard Flat		1
4	F05010-10	Nut, 3/8-16 Hex Nyloc		1
5	041173	Clamp, 1 3/4" Muffler		1
6	056510	Muffler, ACS Limited 36HP Kubota	Includes items 7 and 8	1
7	059154	Tail Pipe, ACS 36HP Kubota		1
8	059155	Spring, ACS 36HP Kubota		2
9	028513	Gasket, Exhaust Kubota		1
10	F05011-45	Washer, 8mm Split Lock		4
11	F05004-47	Bolt, M8 x 125 x 16mm Hex Head		4
	057509	Gasket, E-Manifold Kubota 16299-12360	Not Shown	1



360053

4**Engine & Electrical***Exhaust Replacement Service Kit***4.15 Exhaust Replacement Service Kit**

REF	PART #	DESCRIPTION	COMMENTS	QTY.
	063397	Service Kit, 3682 Exhaust Replacement		1
1	056510	Muffler, ACS Limited 36HP Kubota	Includes 059154 and 059155	1
	059154	Tail Pipe, ACS 36HP Kubota		1
	059155	Spring, ACS 36HP Kubota		2
2	F05004-47	Bolt, M8 x 125 x 16mm Hex Head		4
3	F05011-45	Washer, 8mm Split Lock		4
4	028513	Gasket, Exhaust Kubota		1
5	057509	Gasket, E-Manifold Kubota 16299-12360		1
6	F05009-52	Bolt, M10 x 25 10.9 Hex Head		3
7	F05011-88	Washer, 10mm Split Lock		3
8	F05010-10	Nut, 3/8-16 Hex Nyloc		1
9	F05011-16	Washer, 5/16" Standard Flat		1
10	045561	Hanger, Exhaust		1
11	F05007-123	Bolt, 3/8-16 x 1 1/4" Hex Head Grade 5		1
12	041173	Clamp, 1 3/4" Muffler		1
	IS-0280	Instruction Sheet, 3682 Exhaust Kit		1

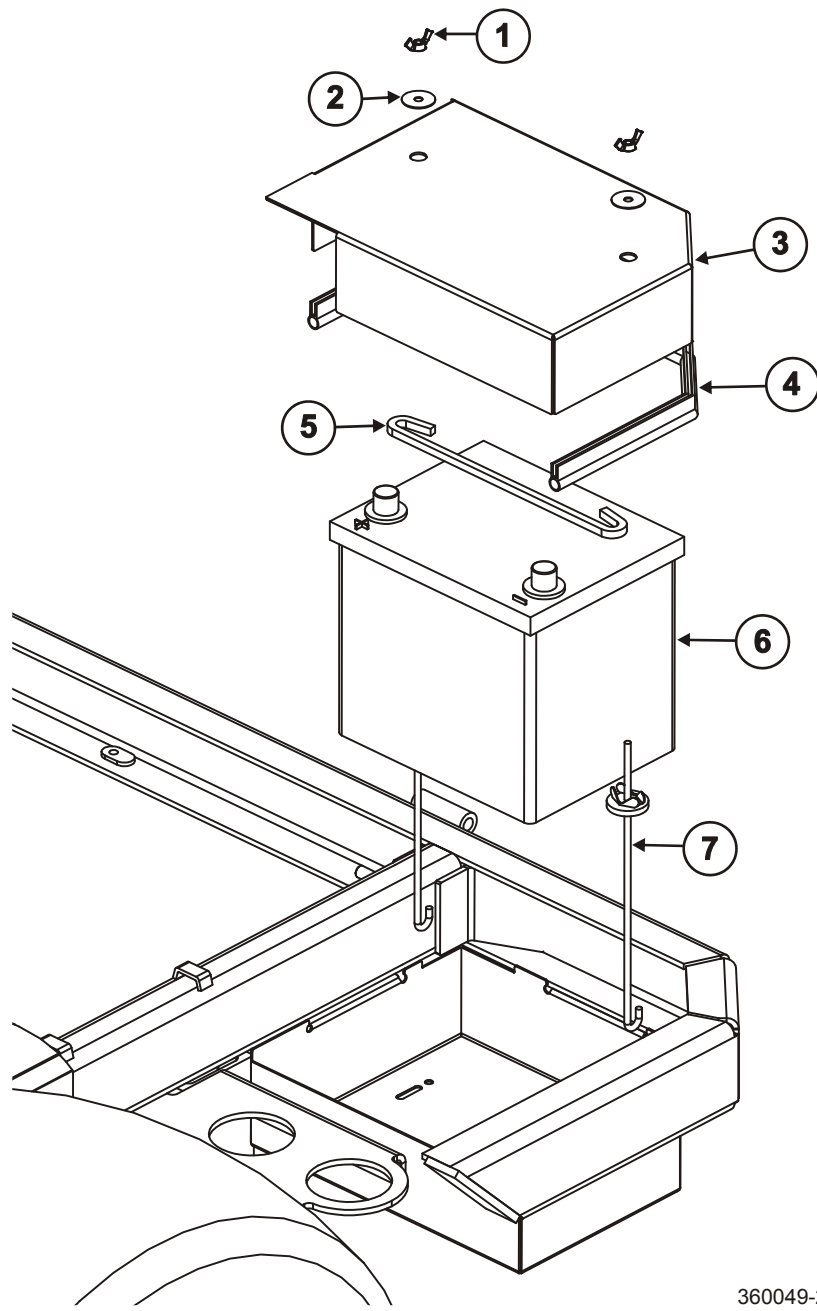


360084

4**Engine & Electrical***Battery Box (Serial #29900108 and later)*

4.16 Battery Box (Serial #29900108 and later)

REF	PART #	DESCRIPTION	COMMENTS	QTY.
1	F05010-13	Nut, 1/4-20 Wing		2
2	F05011-119	Washer, 1/4" x 1" OD Bonded Sealer		2
	058264	Cover Assembly, 3682 Battery		1
3	057044	Top, Battery Box		1
4	058263	Grommet, 3682 Battery Cover		1
5	041182	Rod, Battery Hold Down		1
6	067381	Battery, Group 26 w/Handle		1
7	038163	Bolts, Battery Hold-Down		2



360049-2

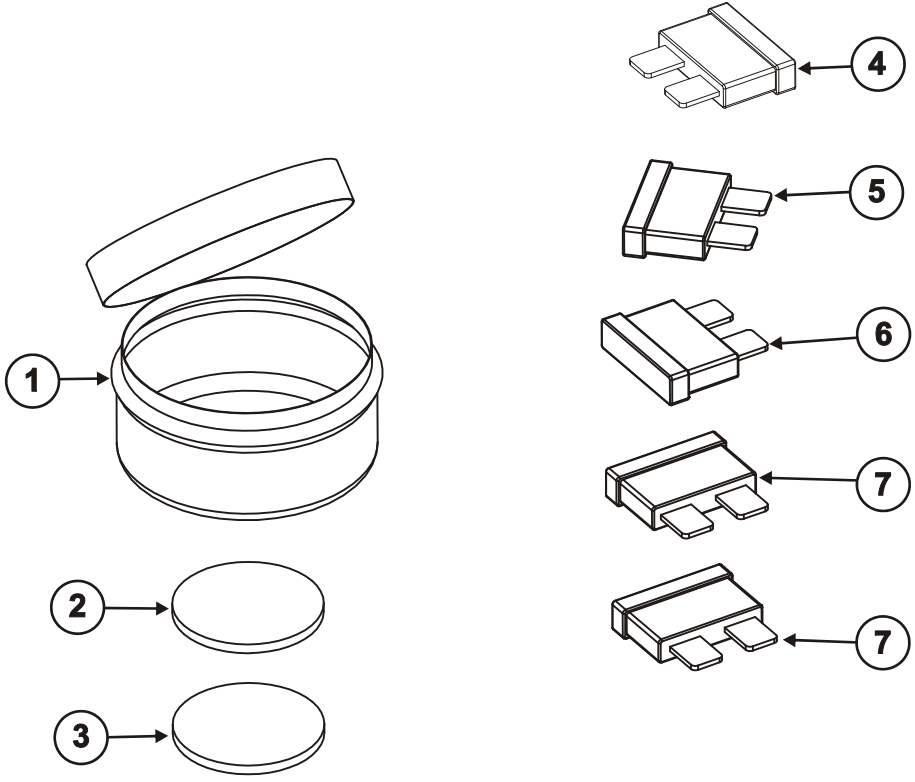
4 Engine & Electrical
Spare Fuse Cup

4.17 Spare Fuse Cup

REF	PART #	DESCRIPTION	COMMENTS	QTY.
	028070	Cup, 425D Spare Fuse	Located inside the control box	1
1	P20464	Cup, Grease Container		1
2	P20466	Velcro, Tab Loops		1
3	P20465	Velcro Tab, Hook		1
4	P667	Fuse, 20A ATO Blade Yellow		1
5	024150-40	Fuse, 40A ATO Blade Orange		1
6	024150-15	Fuse, 15A ATO Blade Blue		1
7	024150-10	Fuse, 10A ATO Blade Red		2

Service Parts

REF	PART #	DESCRIPTION	COMMENTS	QTY.
	061804	Kit, Fuse Block, 3682 & 96		1
	061800	Block, Fuse		1
	061801	Connector, 3 Prong		1
	061802	Connector, 2 Prongs		1
	061803	Connector, 1 Prong		8



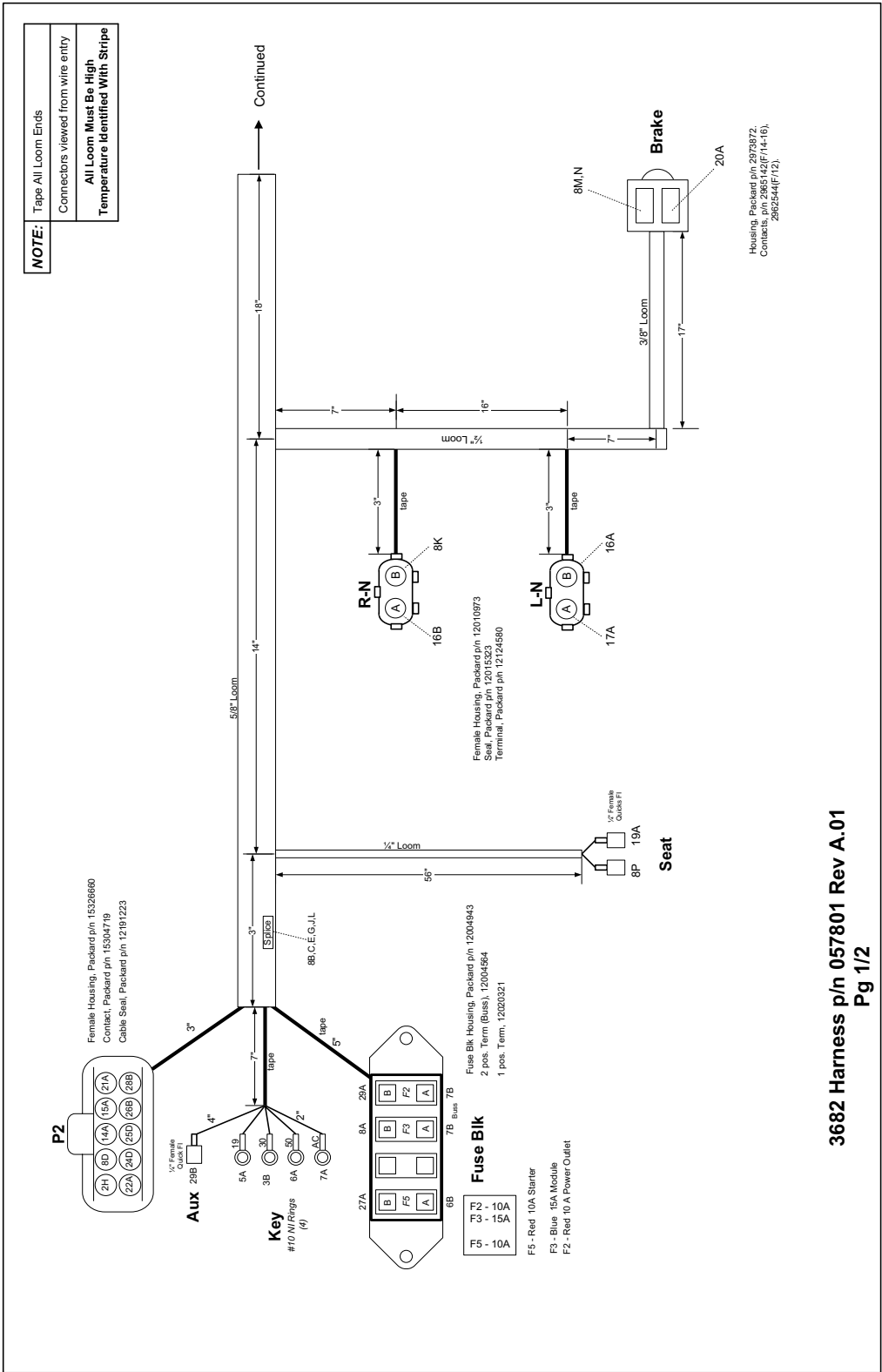
360054

4.18 Engine Wiring Harness

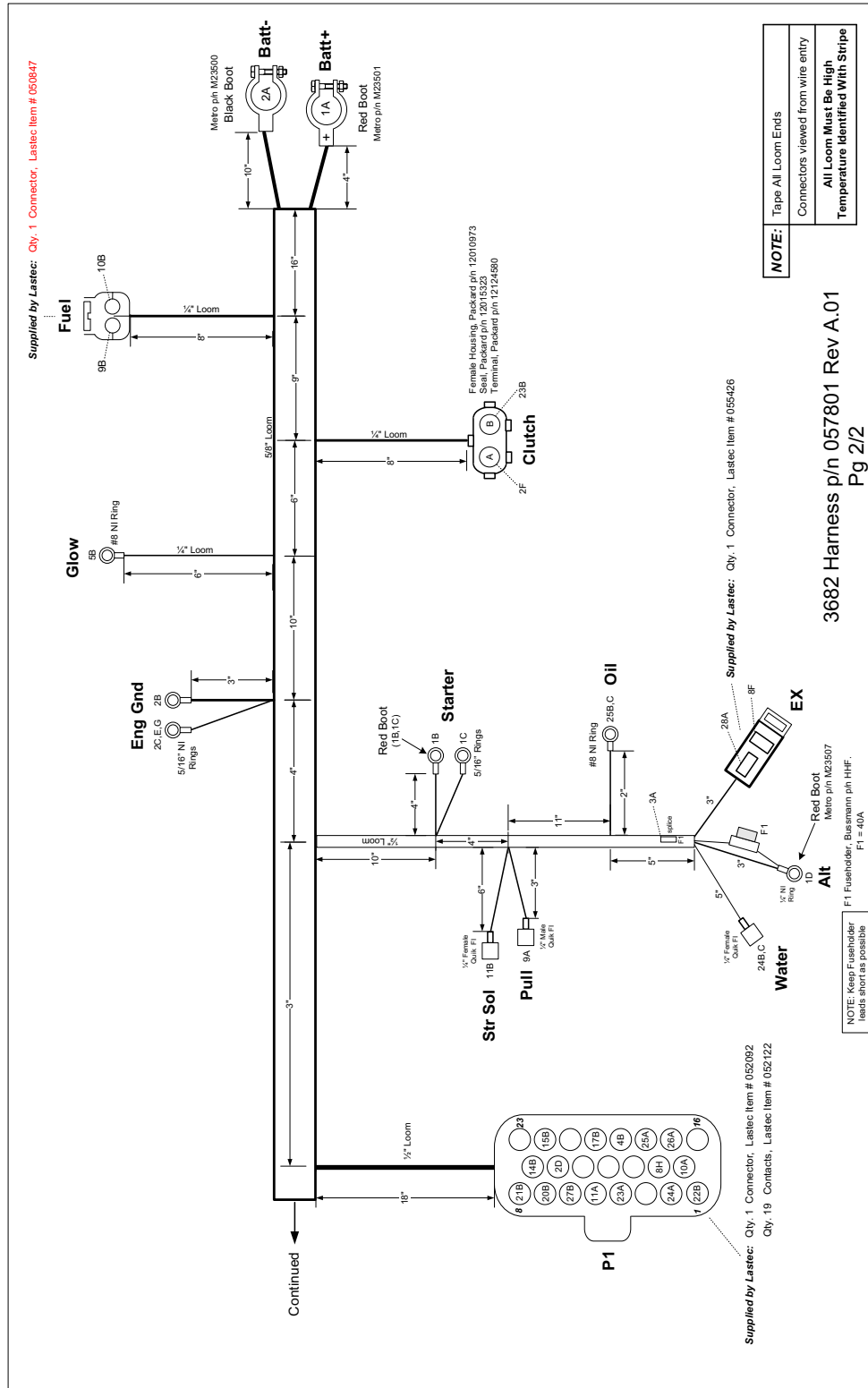
3682 Harness Color Code p/n 057801 Rev. A.01+

Wire #	Gauge	Color	From - To
1A-B	6	Red	Batt+, Starter
1C-D	12	Red	Starter, Alt
2A-B	6	Black	Batt -, Eng Gnd
2C-D	14	Black	Eng Gnd, P1-14
2E-F	16	Black	Eng Gnd, Clutch
2G-H	16	Black	Eng Gnd, P2
3A-B	14	Red	F1Splice, Key - 30
5A-B	14	Yellow/Black	Key - 19, Glow
6A-B	16	Orange	Key - 50, Fuse Blk F5a
7A-B	14	Red	Key - AC, Fuse Blk F2a-F3a
8A-B	16	Red/Black	Fuse Blk F3b, Splice
8C-D	16	Red/Black	Splice, P2
8E-F	16	Red/Black	Splice, Ex
8G-H	16	Red/Black	Splice, P1-10
8J-K	16	Red/Black	Splice, RN
8L-M	16	Red/Black	Splice, Brake
8N-P	16	Red/Black	Brake, Seat
9A-B	14	Dark Green/Red	Pull, Fuel
10A-B	16	Blue	P1-9, Fuel
11A-B	16	Gray	P1-5, Starter Sol
14A-B	16	Red/White	P2, P1-15
15A-B	16	Red/Yellow	P2, P1-22
16A-B	16	Gray/White	RN, LN
17A-B	16	Orange/White	LN, P1-20
19A-B	16	Violet/White	Seat, P1-16
20A-B	16	Green	Brake, P1-7
21A-B	16	White/Red	P2, P1-8
22A-B	16	Green/White	P2, P1-1
23A-B	16	White	P1-4, Clutch
24A-B	16	Violet	P1-2, Water
24C-D	16	Violet	Water, P2
25A-B	16	Yellow	P1-18, Oil
25C-D	16	Yellow	Oil, P2
26A-B	16	Red	P1-17, P2
27A-B	16	Gray	Fuse Blk F5b, P1-6
28A-B	16	Pink	Ex, P2
29A-B	16	Red	Fuse Blk F2b, Aux

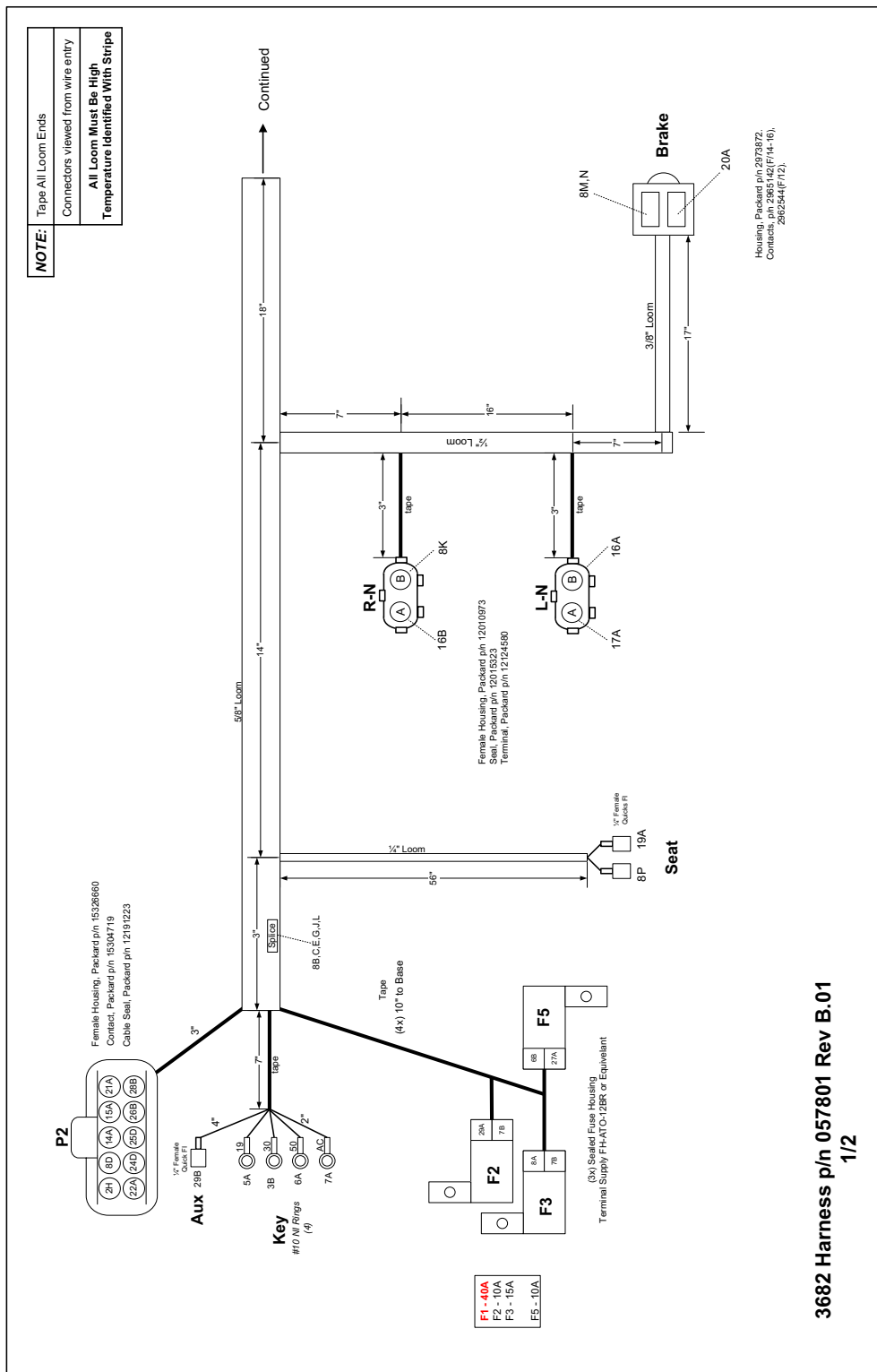
3682 Harness p/n 057801 Rev A.01 (Serial #38511010 and prior)

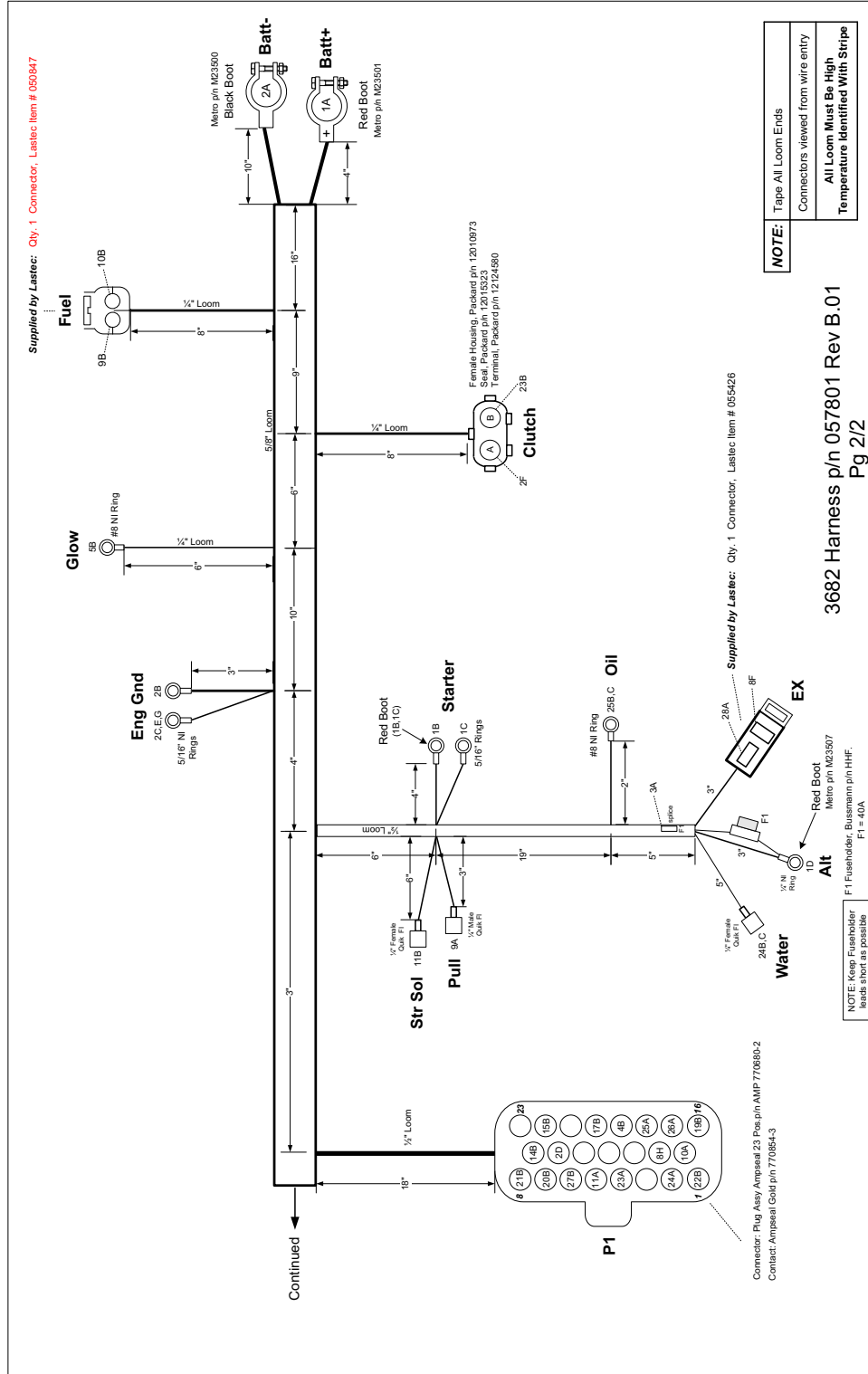


3682 Harness p/n 057801 Rev A.01
Pg 1/2



3682 Harness p/n 057801 Rev B.01 (Serial #38521010 and later)



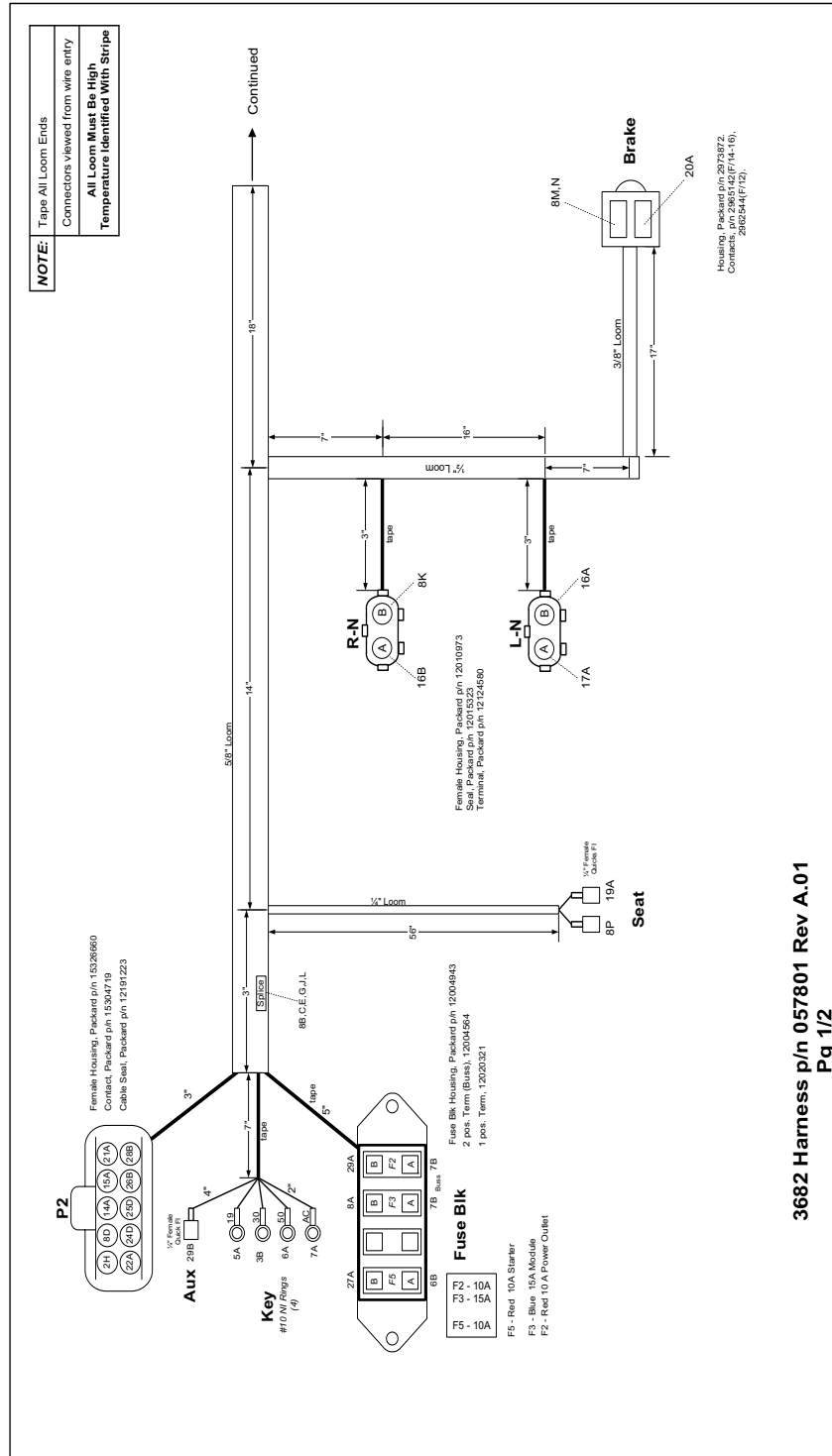


4.19 Control Box Wiring Harness

Located inside the control box.


3682 Op Box Harness
Color Code p/n 057800
Rev A.01

Wire #	Gauge	Color	From - To
1A-B	16	Red/Black	P2, Splice
1C-D	16	Red/Black	Splice, Blade Sw (cir 2b)
1E-F	16	Red/Black	Splice, Lights (oil)
1G-H	16	Red/Black	Splice, Lights (water)
1J-K	16	Red/Black	Splice, Lights (alt)
4A-B	16	White/Red	P2, Blade Sw (cir 1a)
4C-D	16	White/Red	Blade Sw, Blade Sw (cir 1a, 2a)
5A-B	16	Green/White	P2, Blade Sw (cir 1b)
7A-B	16	Red	P2, HR Meter +
8A-B	16	Black	P2, Splice
8C-D	16	Black	Splice, Aux
8E-F	16	Black	Splice, HR Meter
8G-H	16	Black	Splice, Glow Light
9A-B	16	Violet	P2, Water Light
10A-B	16	Yellow	P2, Oil Light
11A-B	16	Pink	P2, Alt Light
			All Wire Type GXL



4 Engine & Electrical
Control Module 052151 (Serial # 5900905 and later)

4.20 Control Module 052151 (Serial # 5900905 and later)

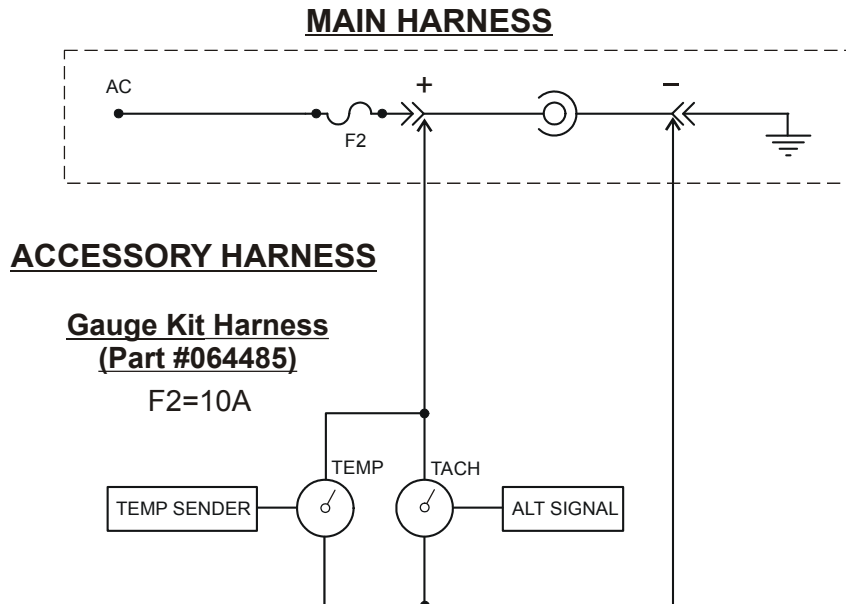


3682 Membrane

Light name	LED#	CR#	For LED to be lighted	Notes
On Module				Always Check Fuses F1 through F5
Brake	L5	CR9	The brake switch must be closed	LED will light (power to the brake system) even if relay is bad
Seat	L7		Seat switch must be closed	
Neutral	L8		Both the RN and LN switches must be closed	
Fuel On	L6	CR4	Must have Seat (L7) lit, or the Brake (L5) and the Neutral L8 lit	Fuse 1 must be good
Start Enable	L14	CR7	Must have the Brake (L5) and the Neutral (L8) lit	Fuse 1 must be good
Key Start	L13		Key must be in the "Start" positions and fuse (F5) is good	Fuse 1 must be good
Starter	L12		Must have the Key Start (L13) and Start Enable (L14) lights lit	Fuse 1 must be good
Clutch Enable	L9	CR6	The Seat (L7) light must be lit, and the Brake (L5) is not lit	
Clutch Switch	L11		The clutch must be engaged, or the clutch switch depressed (closed) and held.	
Clutch	L10	CR8	Clutch Switch (L11), Clutch Enable (L9), and Water Temp light must NOT be lit	
Hydraulic Switch Up	L3		Toggle switch on the control box must be in the UP position	Fuse F1 and F4 must be good
Hydraulic Actuator Up	L1	CR1 CR2	Hydraulic Switch Up (L3) must be lit, and toggle switch in the UP position	Fuse F1 and F4 must be good
Hydraulic Switch Down	L4		Toggle switch on the control box must be in the DOWN position	Fuse F1 and F4 must be good
Hydraulic Actuator Down	L2	CR1 CR2	Hydraulic Switch Up (L3) must be lit, and toggle switch in the DOWN position	Fuse F1 and F4 must be good
On Control Box				
Water Temp (red)		CR5	Water temperature switch is closed	
Oil Pressure (red)		CR3	Oil Pressure switch is closed	
Glow (red)			Ignition Key is in the GLOW position	
Alt (red)			Alternator is NOT charging when this light is ON	
Hour Meter			Oil Pressure light must NOT be lit	

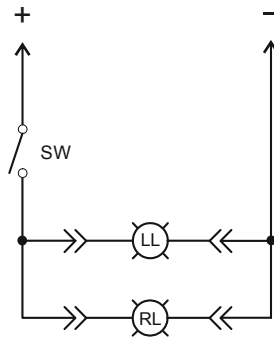
4.21 Schematic Diagrams, Optional Kits

Main Harness w/Optional Kits



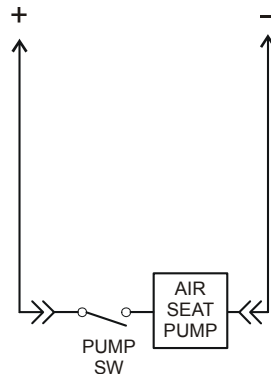
**Optional Light Kit Harness
(Part #064429)**

F2=10A

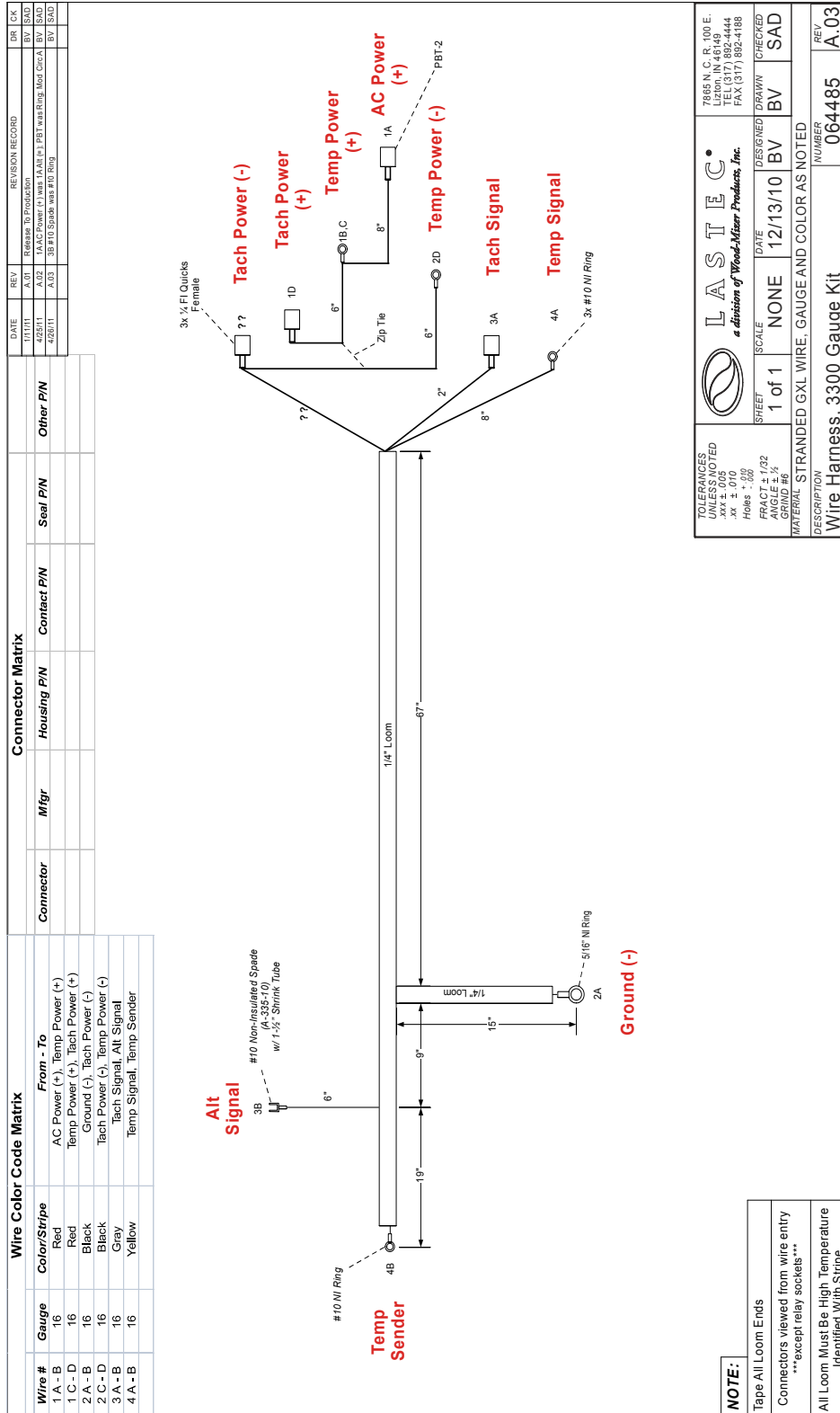


**Optional Air Suspension
Seat Kit Harness
(Part #064603)**

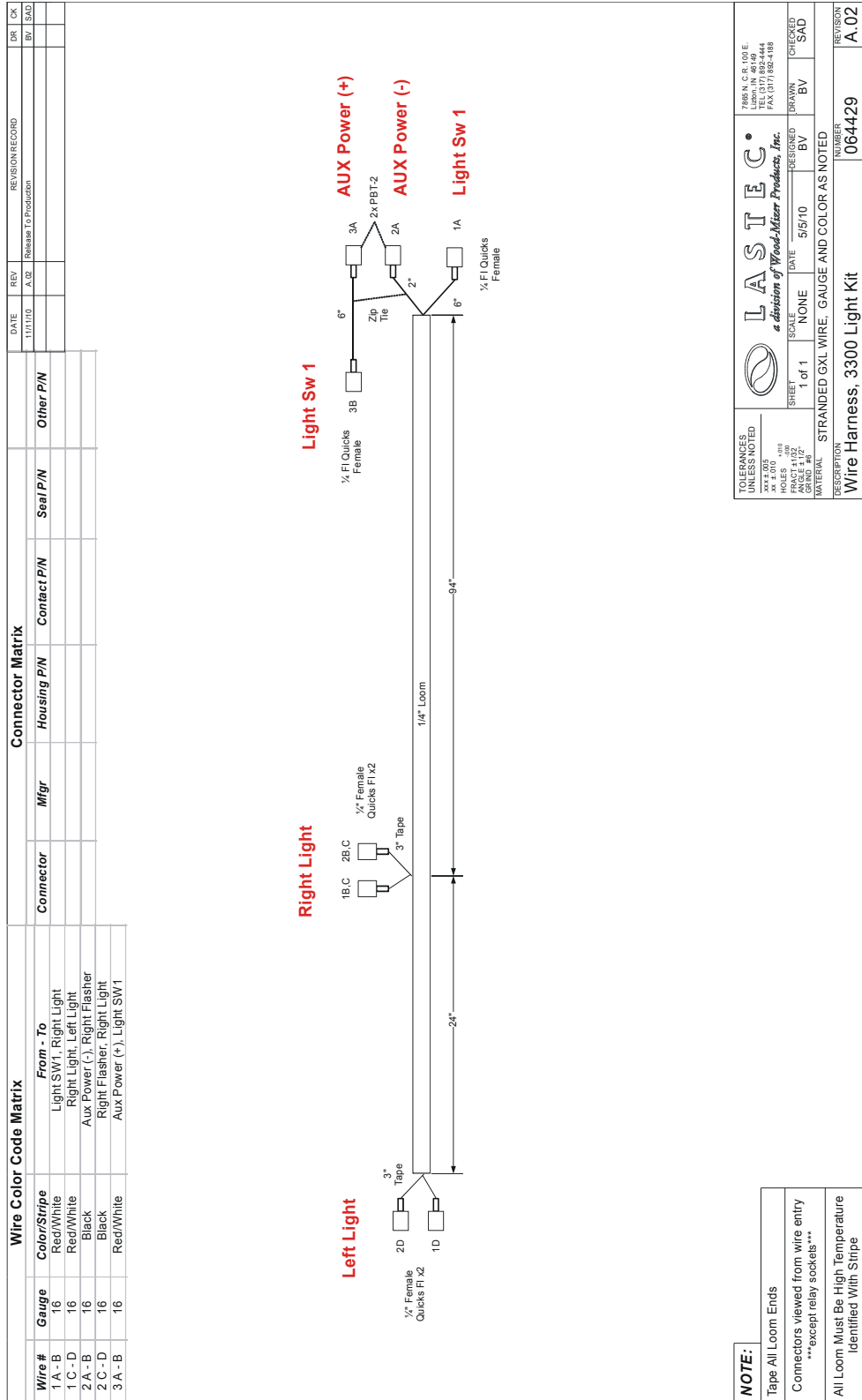
F2=20A



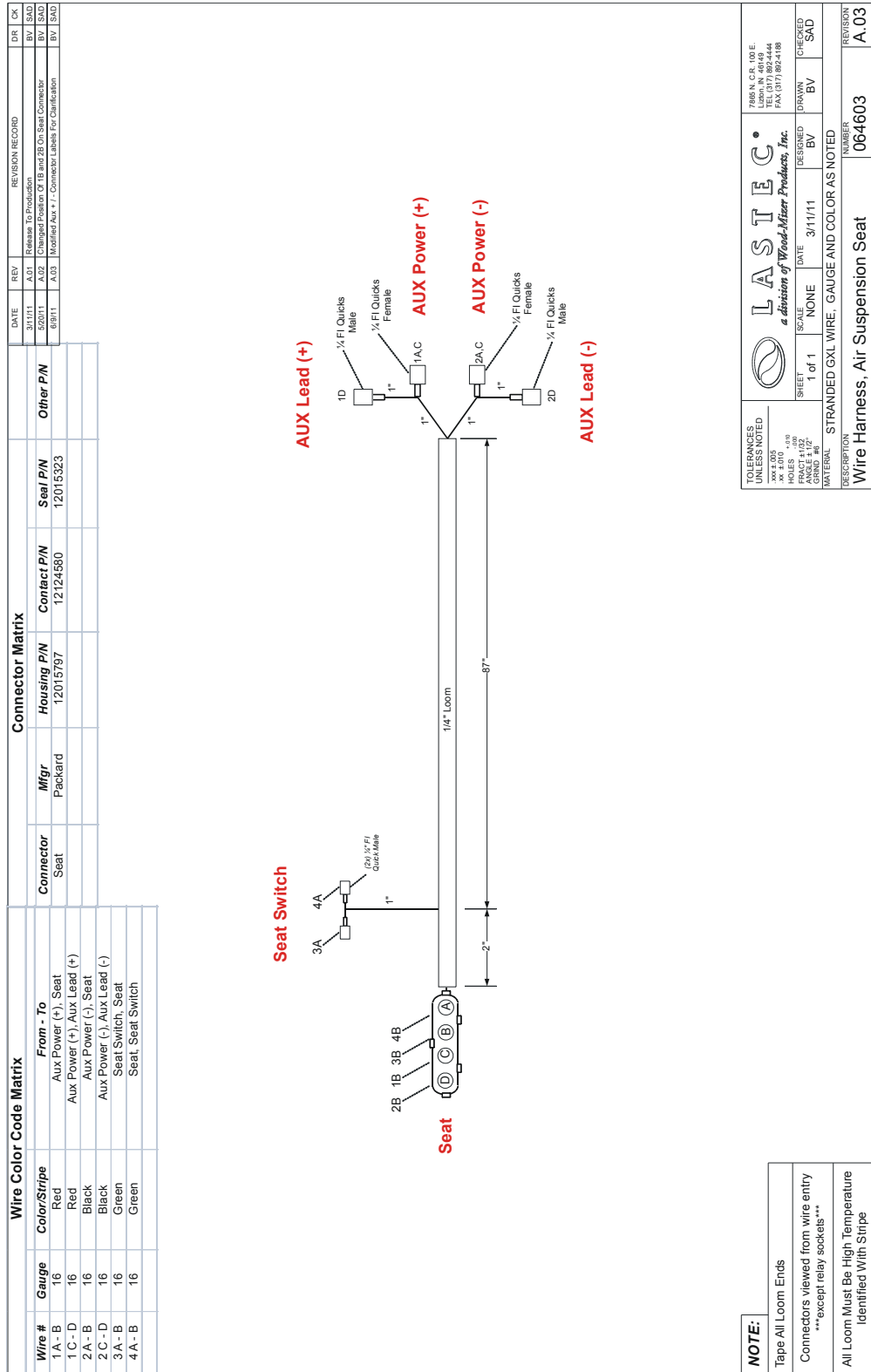
Gauge Kit Wire Harness



Light Kit Wire Harness



Air Suspension Seat Kit Wire Harness



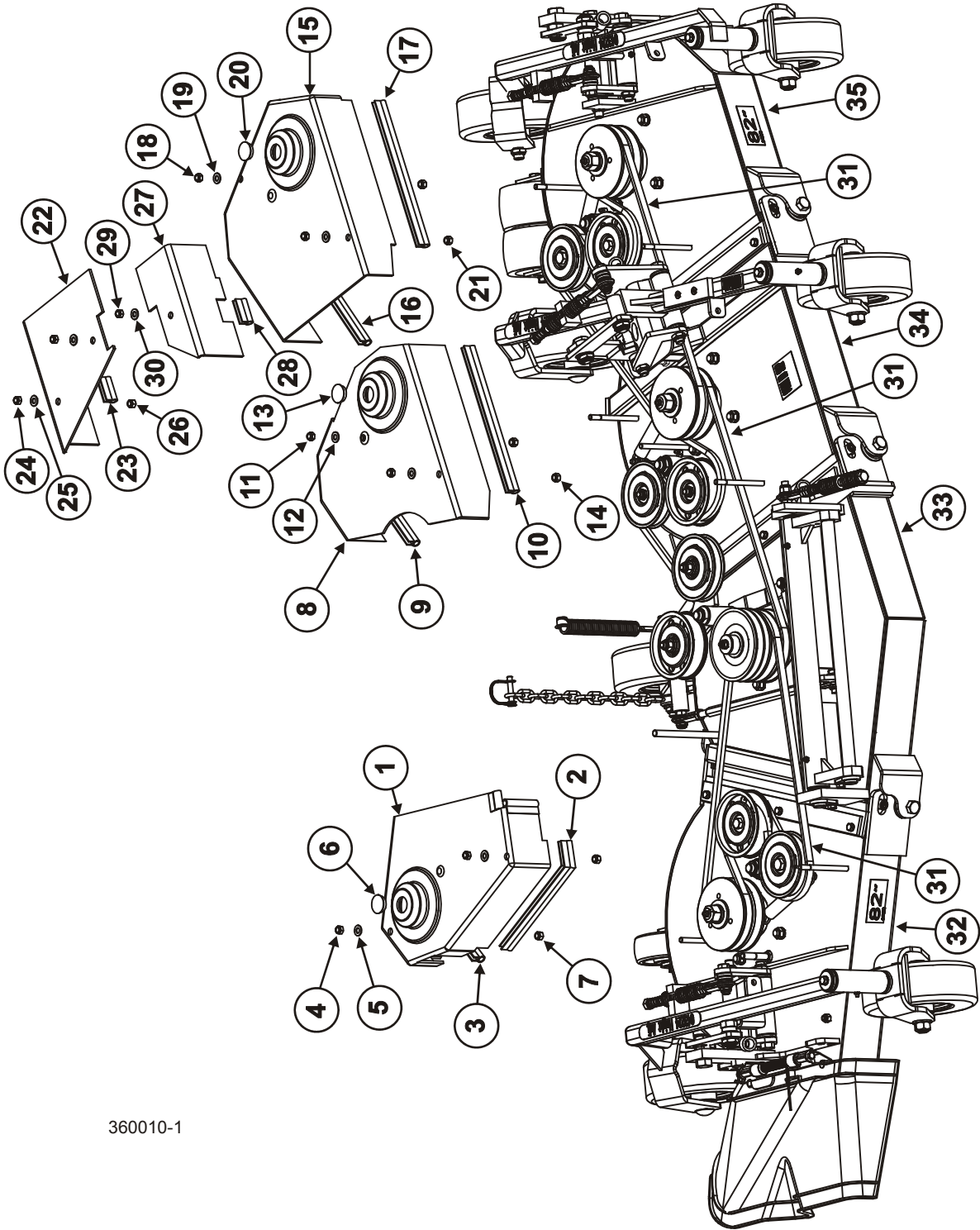
SECTION 5 MOWER DECKS

5 Mower Decks

Deck Belts, Covers & Weldments

5.1 Deck Belts, Covers & Weldments

REF	PART #	DESCRIPTION	COMMENTS	QTY
	041633	Cover Assembly, 421HD E3		1
1	041093	Cover, 421 E3 Belt		1
2	045808	Grommet, 3682 E3 Cover 2		1
3	045807	Grommet, 3682 E3 Cover		1
4	F05010-124	Nut, 3/8-16 Half Nylon Lock		2
5	F05011-3	Washer, 3/8" SAE Flat		2
6	043217	Cover, 1 1/4" Hole Plug		1
7	F05010-10	Nut, 3/8-16 Hex Nylon Lock		2
	041635	Cover Assembly, 421HD E4		1
8	041095	Cover, 421 E4 Belt		1
9	045800	Grommet, 3682 E4 Cover 2		1
10	045799	Grommet, 3682 E4 Cover 1		1
11	F05010-124	Nut, 3/8-16 Half Nylon Lock		2
12	F05011-3	Washer, 3/8" SAE Flat		2
13	043217	Cover, 1 1/4" Hole Plug		1
14	F05010-10	Nut, 3/8-16 Hex Nylon Lock		2
	041632	Cover Assembly, 421HD E1		1
15	041094	Cover, 421 E1 Belt		1
16	045809	Grommet, 3682 E1 Cover		1
17	045810	Grommet, 3682 E1 Cover		1
18	F05010-124	Nut, 3/8-16 Half Nylon Lock		1
19	F05011-3	Washer, 3/8" SAE Flat		1
20	043217	Cover, 1 1/4" Hole Plug		1
21	F05010-10	Nut, 3/8-16 Hex Nylon Lock		1
	041637	Cover Assembly, 421HD E4 Rear		1
22	041092	Cover, 421 Back Transitional		1
23	045811	Grommet, 3682 E4 Cover		1
24	F05010-124	Nut, 3/8-16 Half Nylon Lock		2
25	F05011-3	Washer, 3/8" SAE Flat		2
26	F05010-10	Nut, 3/8-16 Hex Nylon Lock		1
	041636	Cover Assembly, 421HD E4 Front		1
27	041091	Cover, 421 Front Transitional		1
28	045811	Grommet, 3682 E4 Cover		1
29	F05010-124	Nut, 3/8-16 Half Nylon Lock		1
30	F05011-3	Washer, 3/8" SAE Flat		1
31	041630	Belt, Insta-Power 85830		3
32	055910	Deck Weldment, 3682 A3		1
33	055909	Deck Weldment, 3682 A2		1
34	055911	Deck Weldment, 3682 A4		1
35	055908	Deck Weldment, 3682 A1		1



360010-1

5 Mower Decks

Deck Pivot Assembly


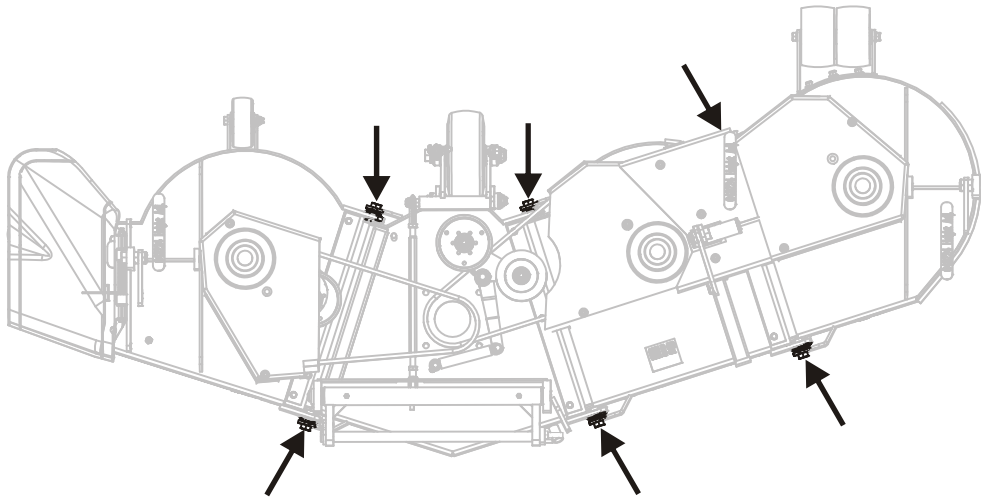
5.2 Deck Pivot Assembly

REF	PART #	DESCRIPTION	COMMENTS	QTY.
1	F05008-38	Bolt, 1/2-13x1 1/4 SH BO		6
2	F05009-20	Bolt, 5/8-11x2 1/2 Gr5 HH	Apply anti-seize to all mating surfaces	6
3	062115 ¹	Bushing, .875" Bearing		6
4	062149 ¹	Sleeve, .875" x 1.14" Long Bushing	Apply water-proof axle grease to mating surfaces prior to assembly	6
5	F05010-185	Nut, 5/8-11 Flexloc		6
6	045763	Washer, Pivot Bolt Spacer		6

¹ Replaced (049276) Bushing, Urethane Bearing Inner and (049277) Bearing Half, Urethane Bushed in models with serial # 34990809 and later. See Product Bulletin PB-0262 for more information.

CAUTION: Bolts holding urethane bushings must remain tight. Equipment damage may occur.

NOTE: Torque all hinge bolts to 50 ft.-lbs.

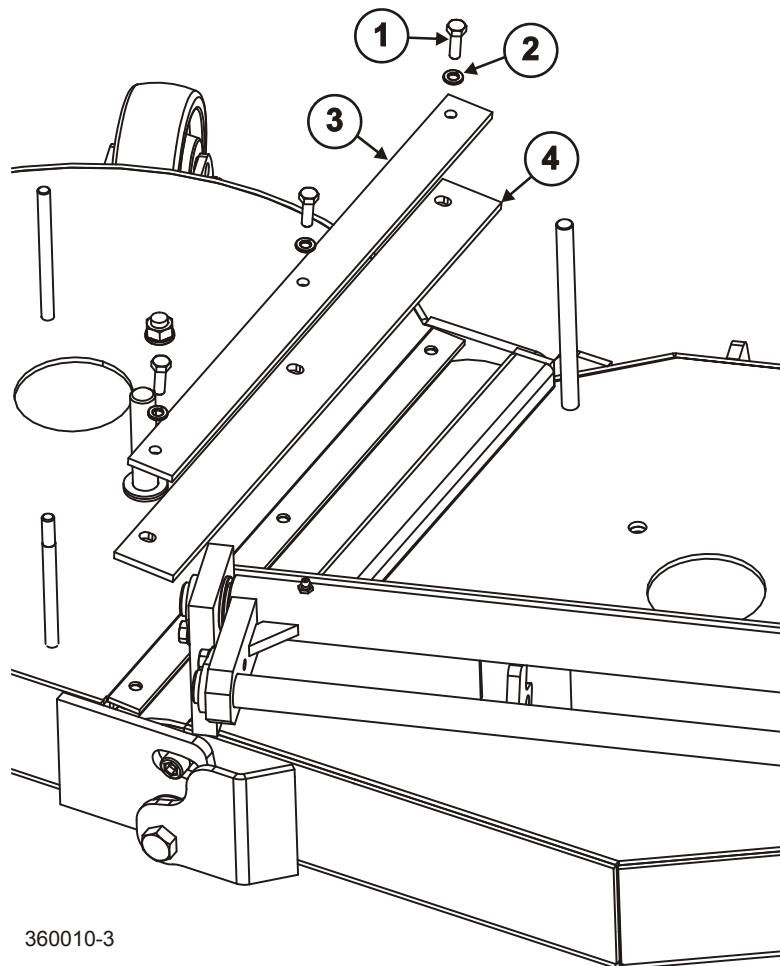
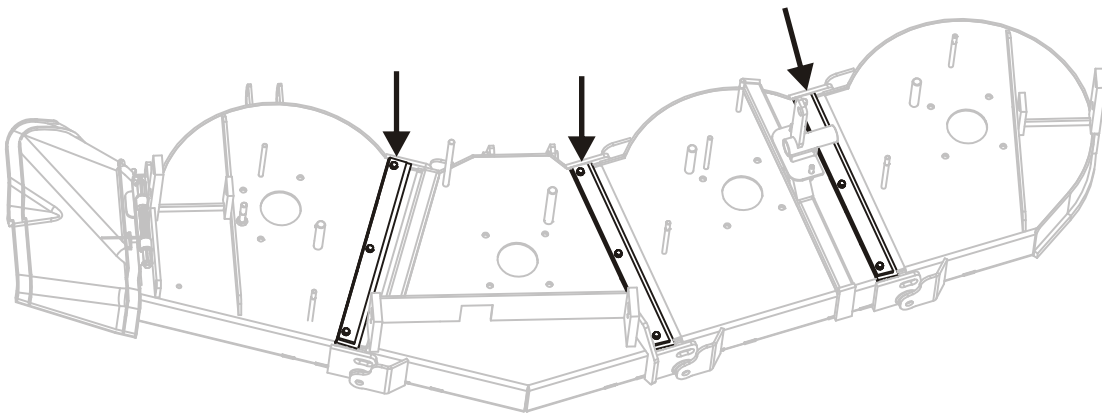


360010-2

5 **Mower Decks**
Trap Door Assembly

5.3 Trap Door Assembly

REF	PART #	DESCRIPTION	COMMENTS	QTY.
	041670	Wiper Assembly, Deck Hinge		3
1	F05006-27	Bolt, 5/16-18 x 1" Hex Head Grade 5		3
2	F05011-13	Washer, 5/16" Split Lock		3
3	041672	Strip, Deck Hinge Wiper		1
4	041671	Wiper, Deck Hinge		1

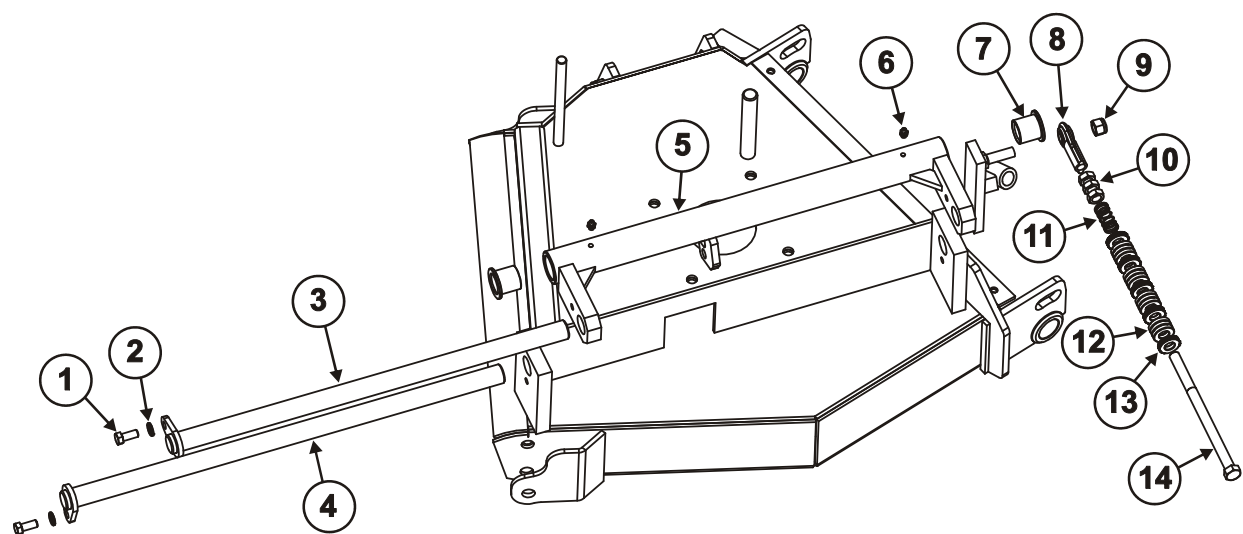


360010-3

5 **Mower Decks**
Deck Frames

5.4 Deck Frames

REF	PART #	DESCRIPTION	COMMENTS	QTY.
1	F05007-185	Bolt, 3/8-16 x 7/8" Hex Head Grade 5		2
2	F05011-4	Washer, 3/8" Split Lock		2
3	041583	Pin Weldment, Front Top Pull		1
4	041584	Pin Weldment, Front Bottom Pull		1
5	041571	Tube Weldment, Front Pull		1
6	P107	Fitting, 1/4-28 Straight Grease		2
7	P109	Bushing, 1" ID X 1-1/4" OD Flanged		2
	041652	Rod Assembly, 421HD Deck Height		1
8	019348	Rod End, 1/2-20 Female		1
9	F05010-8	Nut, 1/2-13 Nyl Hex Lock		1
10	F05010-16	Nut, 1/2-20 Hex Jam		3
11	041631	Spring, .72" x 1.5" x .063" Compression		1
12	019650	Spacer, 1/4" Thk Deck Height		12
13	019650-1	Spacer, 1/4" Thk Knurled		5
14	041622	Bolt, 1/2-20 x 8" Hex Head Grade 5		1



360078

5 Mower Decks

Blade Spindles, Decks E1/E3/E4

5.5 Blade Spindles, Decks E1/E3/E4

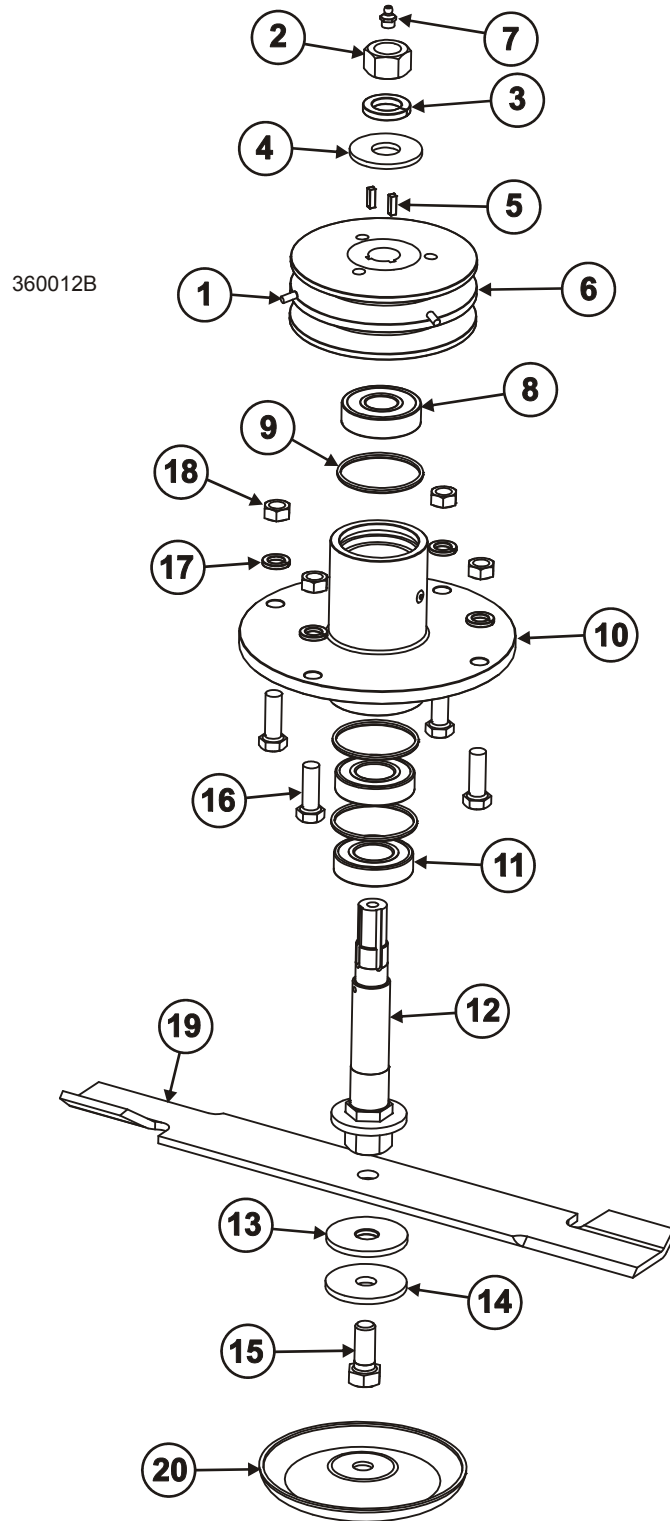
REF	PART #	DESCRIPTION	COMMENTS	QTY
	041845	Spindle Assembly, 421 Blade	Non-saleable item. Parts must be purchased separately.	1
1	F05005-147	Screw, 1/4-20 x 1/2" Serrated Cup Pt Set BO		2
2	F05010-139	Nut, 7/8-14 Free		1
3	F05011-46	Washer, 7/8" Split Lock		1
4	F05011-73	Washer, 7/8" SAE Flat		1
5	P407	Key, 3/16" Sq x 5/8"		2
6	T156	Pulley, X-series Double with Set Screws		1
	067790	Spindle Assembly, E1 - E3	Includes Items 7 - 12	1
7	075975	Fitting, Zerk 3/8-24 Grease		1
8	P103	Bearing, Spindle Top 6305 Rs		1
9	P105	O-ring, 2 1/2" ID x 2 3/4" OD		3
10	043700	Housing Weldment, Spindle		1
11	P11035	Bearing, 6206-2NSE		2
12	018480	Spindle Weldment, A1 - A3 Decks		1
13	029889	Washer, 2 1/2" x 11/16" x 3/16" Nylon		1
14	F05011-89	Washer, 2 1/2" OD x 5/8" ID x 3/16" Std Flat Znc	Remove to install Anti-Scalp Blade Disc	1
15	F05009-19	Bolt, 5/8-18 x 1 1/2" Hex Head Grade 5 Zinc	Torque Value: 75 ft-lbs	1
16	F05008-33	Bolt, 1/2-13 x 1 3/4" Hex Head Grade 5		4
17	F05011-9	Washer, 1/2" Split Lock		4
18	F05010-35	Nut, 1/2-13 Hex		4
19	P128	Blade, 21" x 2 1/2" x 1/4" High Lift		1
	P246	Blade, 21" Low-Lift	Optional	1
	P322	Blade, 21" Gator Mulching	Optional	1
	063265	Blade, 21" x 2 1/2" x 1/8" Low-Lift Ultra	Optional	1
20	048898	Disc, Anti-Scalp Blade	Optional. Remove Item 13 to install Anti-Scalp Blade Disc	1

Concerning Nachi Sealed Bearings:

One of the most common misconceptions that cause a high number of bearing failures is that a bearing needs to be completely packed full. Many people have been taught; the more grease, the better. **We have even heard of cases where people do not feel bearing manufacturers use enough grease in sealed and shielded ball bearings, so they remove one seal or shield and pack the bearing with more grease. These misconceptions are completely false.** Over lubricating the bearings forces the motor to work harder.

- **Nachi standard grease fill** for sealed and shielded ball bearings is **20% to 30% full**
- Too much grease can cause excess friction, thereby overheating the bearing and causing premature failure.
- Only a small amount of grease is required to lubricate a bearing in motion.
- When a bearing is in motion, most of the grease is pushed to the side (channeling) leaving a thin film of oil between the raceways and rolling elements.
- When using open bearings, pack the bearing as follows:
 - When the shaft speed is . . .

- 50% or less of the bearings cataloged limiting speed: **pack 1/2 to 2/3 full**
- More than 50% of the bearings cataloged.





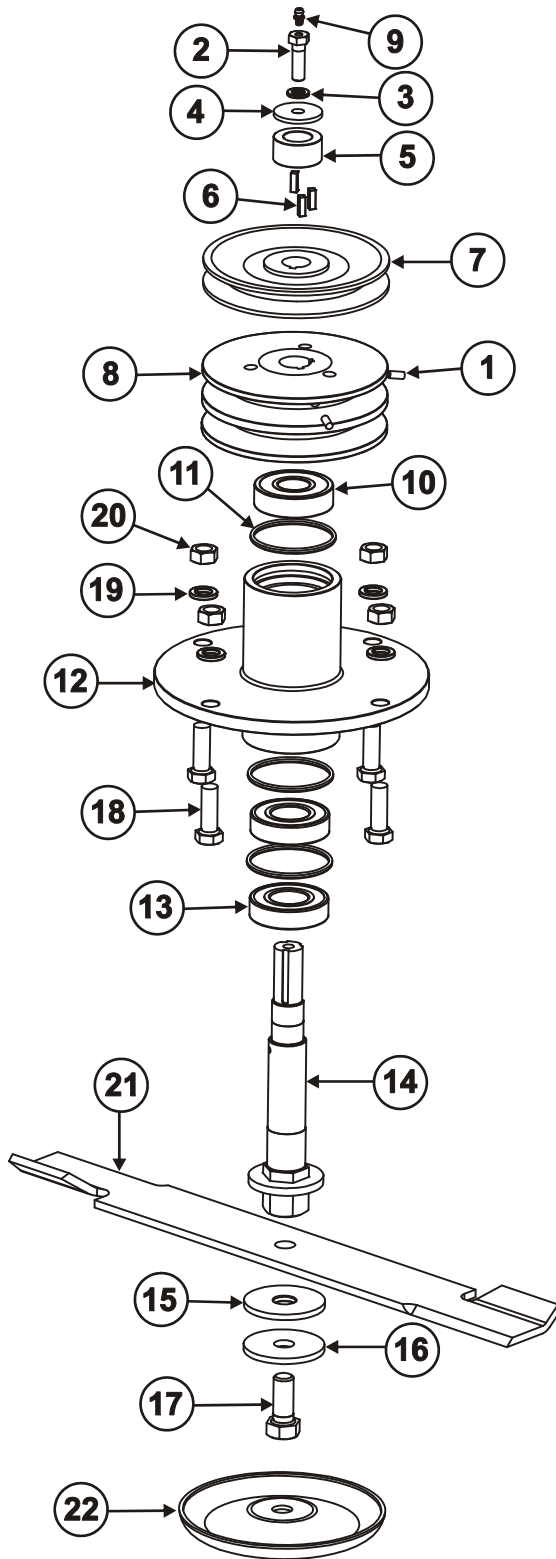
Mower Decks

Spindle Housing Assembly, E2 Deck

5.6 Spindle Housing Assembly, E2 Deck

REF	PART #	DESCRIPTION	COMMENTS	QTY
	041846	Spindle Assembly, 421 Blade	Non-saleable item. Parts must be purchased separately.	1
1	F05005-147	Screw, 1/4-20 x 1/2" Serrated Cup Pt Set BO		2
2	041693	Bolt, 3/8-24 x 1 1/2" Hex Head Grade 5 w/Hole		1
3	F05011-4	Washer, 3/8" Split Lock		1
4	F05011-104	Washer, 3/8" x 1 1/2" x 1/8"		1
5	041651	Spacer, .89" ID x 1 1/2" OD x 3/4"		1
6	P407	Key, 3/16" Sq X 5/8"		3
7	041634	Pulley, BK62-7/8		1
8	T156	Pulley, X-series Double with Set Screws		1
	067791	Spindle Assembly, E2	Includes Items 9 - 14	1
9	P04107	Fitting, 3/16" x 3/16" Straight Grease		1
10	P103	Bearing, Spindle Top 6305 Rs		1
11	P105	O-ring, 2 1/2" ID X 2 3/4" OD		3
12	043700	Housing Weldment, Spindle		1
13	P11035	Bearing, 6206-2NSE		2
14	018481	Spindle Weldment, E2 Decks		1
15	029889	Washer, 2 1/2" x 11/16" x 3/16" Nylon		1
16	F05011-89	Washer, 2 1/2" OD x 5/8" ID x 3/16" Std Flat Znc	Remove to install Anti-Scalp Blade Disc	1
17	F05009-19	Bolt, 5/8-18 x 1 1/2" Hex Head Grade 5 Zinc		1
18	F05008-33	Bolt, 1/2-13 x 1 3/4" Hex Head Grade 5		4
19	F05011-9	Washer, 1/2" Split Lock		4
20	F05010-35	Nut, 1/2-13 Hex		4
21	P128	Blade, 21" x 2 1/2" x 1/4" High Lift		1
	P246	Blade, 21" Low-Lift	Optional	1
	P322	Blade, 21" Gator Mulching	Optional	1
	063265	Blade, 21" x 2 1/2" x 1/8" Low-Lift Ultra	Optional	1
22	048898	Disc, Anti-Scalp Blade	Optional. Remove Item 15 to install Anti-Scalp Blade Disc	1

360011B



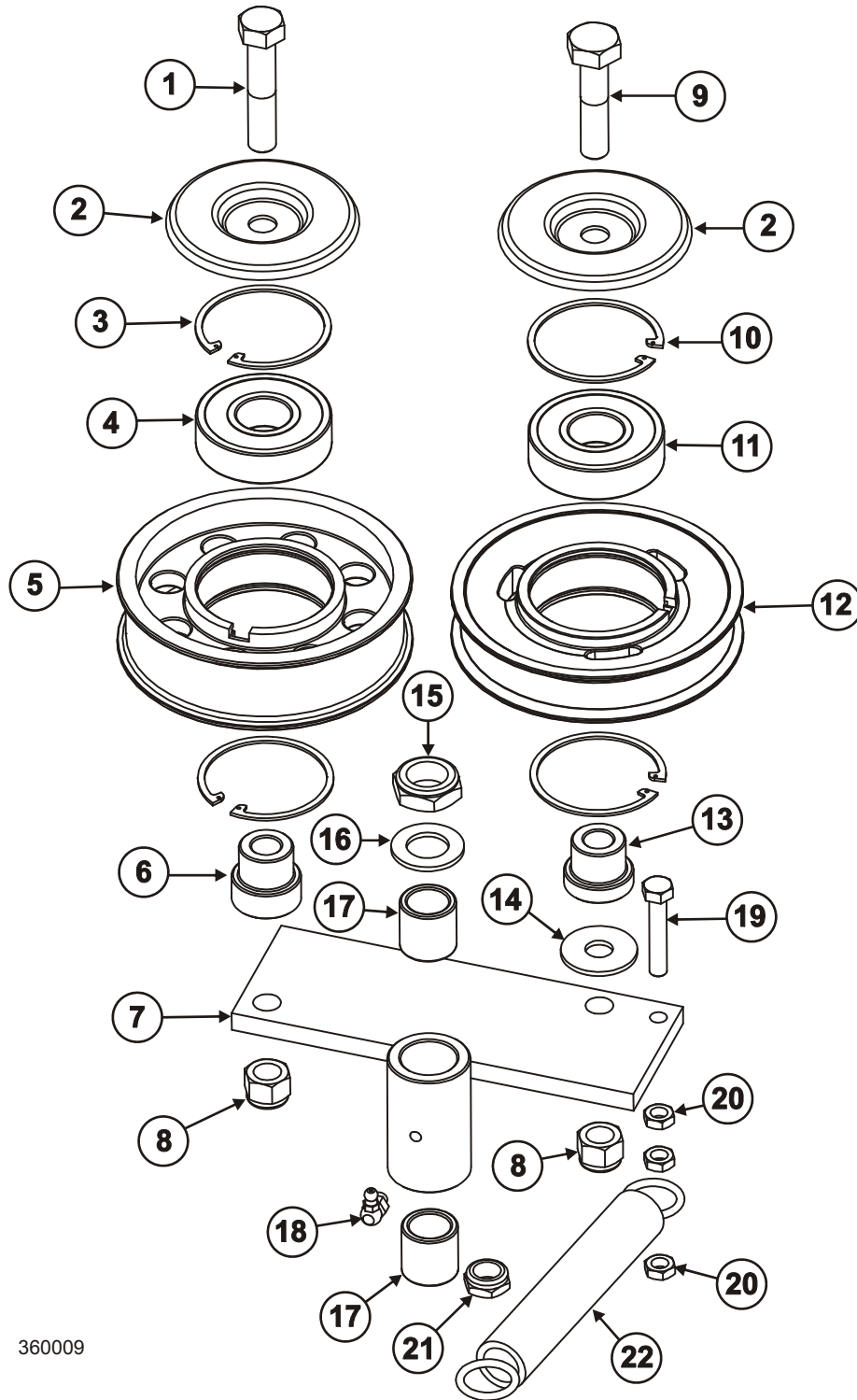


Mower Decks

Idler Pulley Assembly, Deck A1 & A3

5.7 Idler Pulley Assembly, Deck A1 & A3

REF	PART #	DESCRIPTION	COMMENTS	QTY
	041618	Idler Assembly, 421HD High		1
1	F05008-74	Bolt, 1/2-13 x 2 1/2" Hex Head Grade 5		1
2	062051	Washer, Water Shed Pulley		2
	045295	Pulley Assembly, 5" OD Idler, Flat	Serial # 33151108 and later	1
	043367	Pulley, Idler Flat	Serial # 33141108 and prior	1
3	F04254-12	Ring, 62mm IR Din #472 Retaining		2
4	P103	Bearing, Spindle Top 6305 RS		1
5	045296	Pulley, 5" OD Idler, Flat		1
6	045297	Boss, Idler Pulley Standoff		1
7	041619	Idler Weldment, 421HD High Low		1
8	F05010-8	Nut, 1/2-13 Nylon Half Lock		2
9	F05008-10	Bolt, 1/2-13 x 2 1/4" Hex Head Grade 5		1
	045271	Pulley Assembly, 5" OD Idler, V Groove	Serial # 33151108 and later	1
	043543	Pulley, 5" OD V Groove	Serial # 33141108 and prior	1
10	F04254-12	Ring, 62mm IR Din #472 Retaining		2
11	P103	Bearing, Spindle Top 6305 RS		1
12	045270	Pulley, 5" OD Idler, V Groove		1
13	045272	Boss, Idler Pulley Standoff		1
14	F05011-68	Washer, 1/2" Standard Flat		1
15	F05010-122	Nut, 3/4-10 Half Nyloc		1
16	F05011-77	Washer, 3/4" AN Yel/Cad		1
17	029842	Bushing, 3/4" ID x 1" OD x 1" Oil		2
18	P123	Fitting, Grease 90 Deg. 1/4-28		1
19	F05006-81	Bolt, 5/16-18 x 1 3/4" Hex Head Full Thread Grade 5		1
20	F05010-121	Nut, 5/16-18 Nylon Locking Jam		3
21	F05010-127	Nut, 1/2-13 Half Nylon Lock		1
22	P410	Spring, 1" x 7" Extension		1



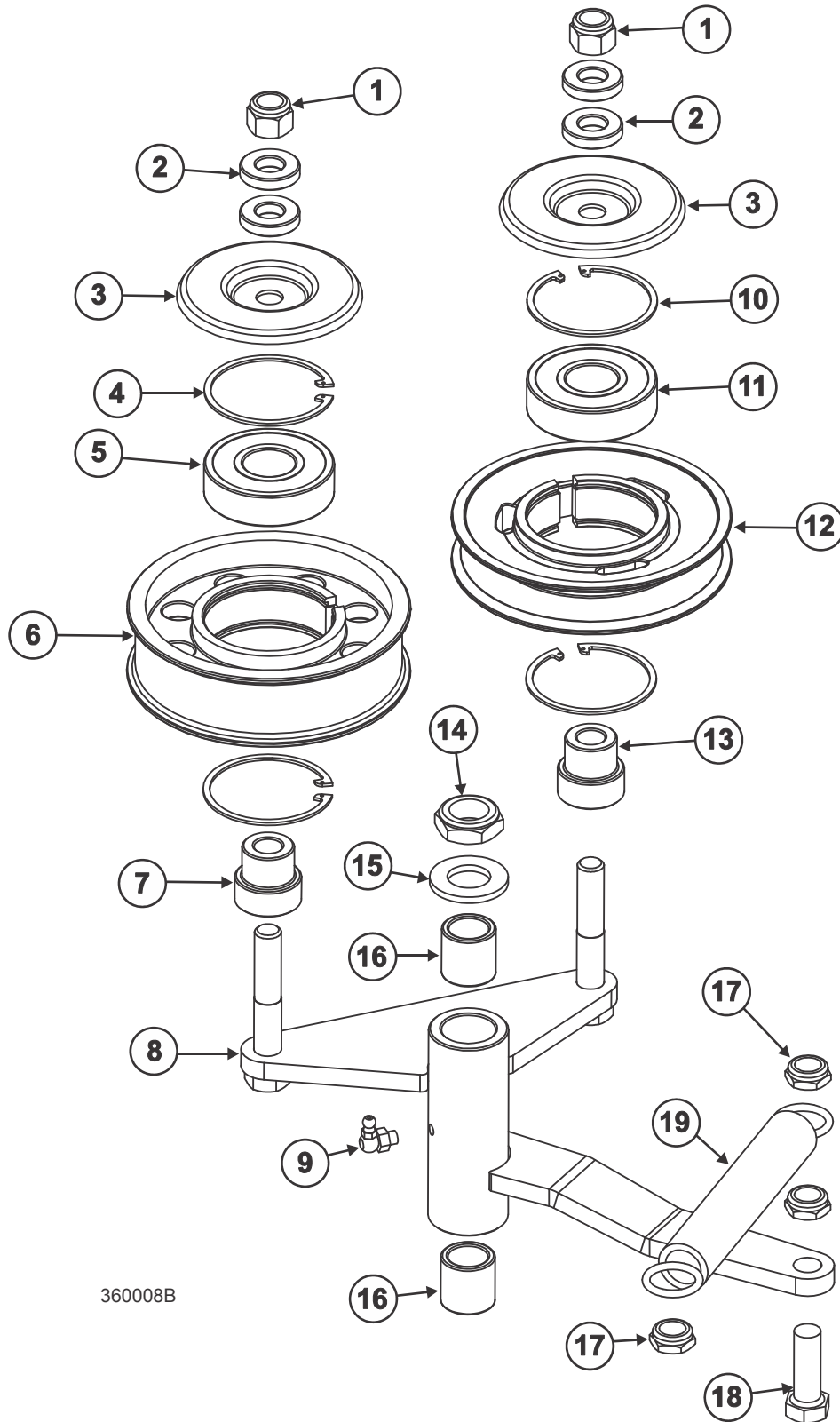
360009

5 Mower Decks

Idler Assembly, Deck A2

5.8 Idler Assembly, Deck A2

REF	PART #	DESCRIPTION	COMMENTS	QTY
	040838	Tensioner Assembly, 3682 Main Drive		1
1	F05010-8	Nut, 1/2-13 Nylon Hex Lock		2
2	019650	Spacer, 1/4" Thk Deck Height		4
3	062051	Washer, Water Shed Pulley		2
	045295	Pulley Assembly, 5" OD Idler, Flat	Serial # 33151108 and later	1
	043367	Pulley, 5" OD Idler	Serial # 33141108 and prior	1
4	F04254-12	Ring, 62mm IR Din #472 Retaining		2
5	P103	Bearing, Spindle Top 6305 RS		1
6	045296	Pulley, 5" OD Idler, Flat		1
7	045297	Boss, Idler Pulley Standoff		1
8	040836	Tensioner Weldment, 421D Drive		1
9	P123	Fitting, Grease 90 Deg. 1/4-28		1
	105249	Pulley Assembly, 5In OD Idler, V Groove Tall	Serial # 33151108 and later	1
	043543	Pulley, 5" OD V-Groove Idler	Serial # 33141108 and prior	1
10	F04254-12	Ring, 62mm IR Din #472 Retaining		2
11	P103	Bearing, Spindle Top 6305 RS		1
12	045270	Pulley, 5" OD Idler, V Groove		1
13	045297	Boss, Idler Pulley Standoff		1
14	F05010-122	Nut, 3/4-10 Half Nyloc		1
15	F05011-62	Washer, 3/4" SAE Flat		1
16	029842			2
17	F05010-127	Nut, 1/2-13 Half Nyloc		3
18	F05008-33			1
19	P410	Spring, 1" x 7" Extension		1
	041630	Belt, Insta-Power 85830	Not Shown	1



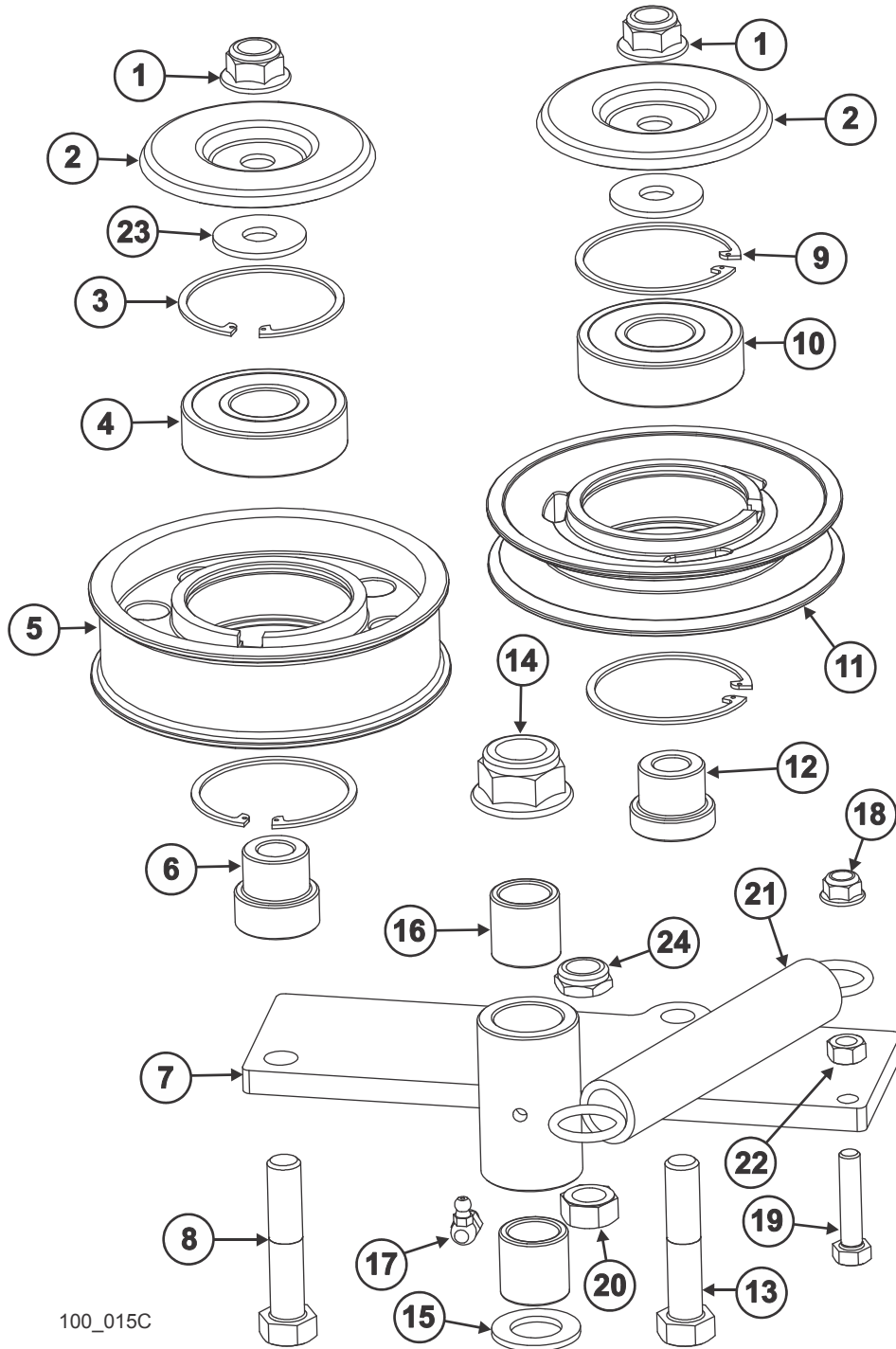
360008B

5 Mower Decks

Idler Pulley Assembly, Deck A4

5.9 Idler Pulley Assembly, Deck A4

REF	PART #	DESCRIPTION	COMMENTS	QTY.
	029843	Idler Assembly, 325E Low		1
1	F05010-223	Nut, 1/2-13 Flanged Hex Nylock		2
2	062051	Washer, Water Shed Pulley		2
	045295	Pulley Assembly, 5" OD Idler, Flat	Serial # 33151108 and later	1
	043367	Pulley, Idler Flat	Serial # 33141108 and prior	1
3	F04254-12	Ring, 62mm IR Din #472 Retaining		2
4	P103	Bearing, Spindle Top 6305 RS		1
5	045296	Pulley, 5" OD Idler, Flat		1
6	045297	Boss, Idler Pulley Standoff		1
7	029844	Idler Weldment, 325 Low		1
8	F05008-74	Bolt, 1/2-13x2 1/2" Hex Head Grade 5		1
	045271	Pulley Assembly, 5" OD Idler, V Groove	Serial # 33151108 and later	1
	043543	Pulley, 5" OD V Groove	Serial # 33141108 and prior	1
9	F04254-12	Ring, 62mm IR Din #472 Retaining		2
10	P103	Bearing, Spindle Top 6305 RS		1
11	045270	Pulley, 5" OD Idler, V Groove		1
12	045272	Boss, Idler Pulley Standoff		1
13	F05008-74	Bolt, 1/2-13x2 1/2" Hex Head Grade 5		1
14	F05010-225	Nut, 3/4-10 Flanged Hex Nylock		1
15	F05011-77	Washer, 3/4" AN Yel/Cad		1
16	029842	Bushing, 3/4" ID x 1" OD x 1" Oil		2
17	P123	Fitting, Grease 90 Deg. 1/4-28		1
18	F05010-221	Nut, 5/16-18 Flanged Hex Nylock		1
19	F05006-76	Bolt, 5/16-18x1 1/2 Hex Head Grade 5 FT		1
20	F05010-35	Nut, 1/2-13 Free Hex, Zinc		1
21	P410	Spring, 1" x 7" Extension		1
22	F05010-17	Nut, 5/16-18 Hex		1
23	F05011-68	Washer, 1/2 Standard Flat		2
24	F05010-127	Nut, 1/2-13 Half Nyloc		1



100_015C

5 Mower Decks

Rocker Assembly, A1 Decks

5.10 Rocker Assembly, A1 Decks

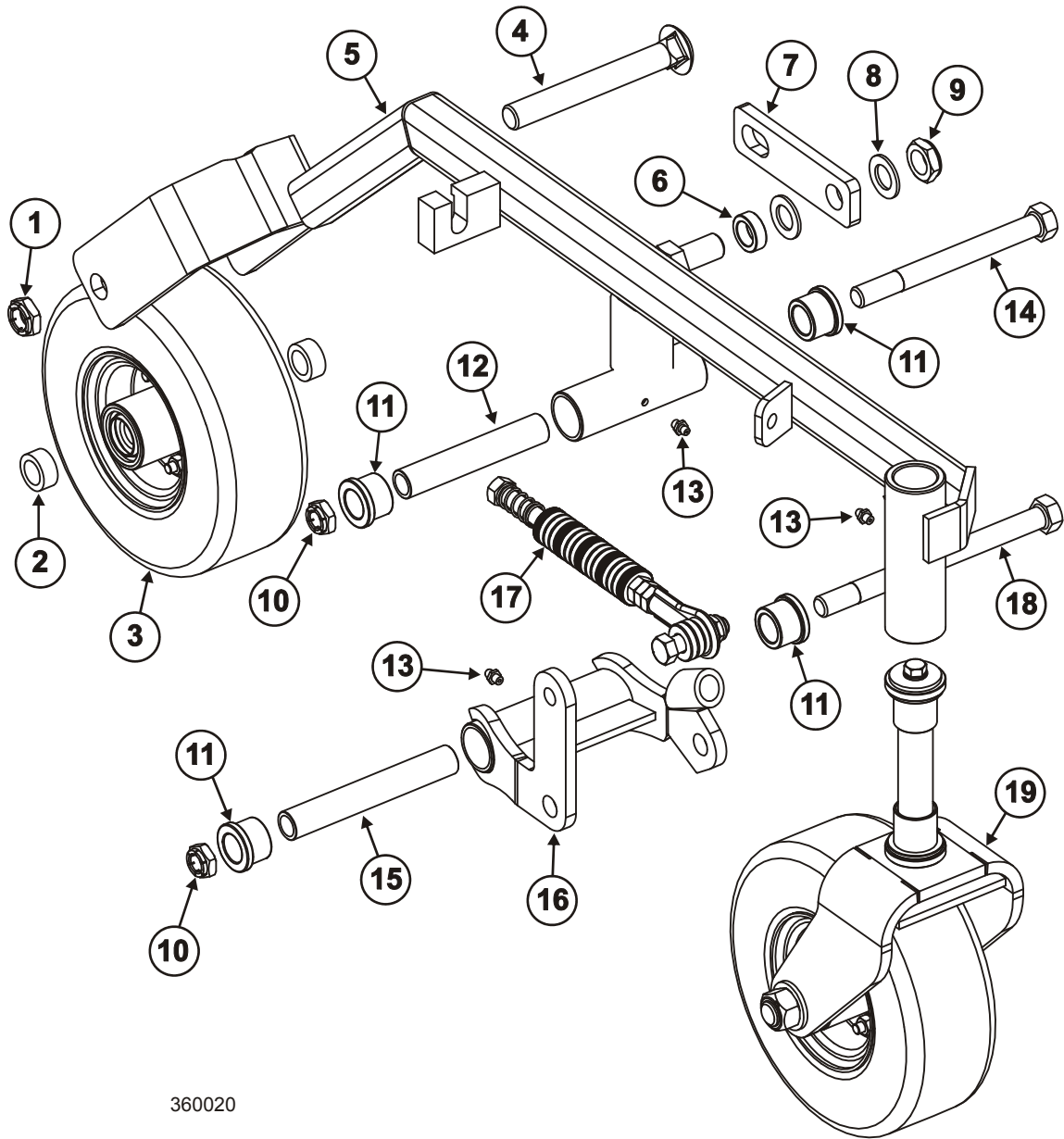
REF	PART #	DESCRIPTION	COMMENTS	QTY.
	056380	Rocker Assembly, 3682 A1		1
1	F05010-178	Nut, 3/4-10 Flexloc		1
2	P296	Spacer, 1.13" OD X .75" ID X .5"		2
3	056600	Wheel Assembly, 9x3.5 Reliance DM	Serial # 32841008 and later	1
	A150	Wheel Assembly, 9x3.5 Uf Dm, Foam-Filled	Serial # 32831008 and prior	1
4	F05009-104	Bolt, 3/4-10 x 6 Grade 5 Carriage		1
5	056383	Tube Weldment, Left Rocker		1
6	T125	Spacer, Dual Wheel Outer Bearing		1
7	041021	Plate, Outer Rocker Limit		1
8	F05011-77	Washer, 3/4" AN Yel/Cad		2
9	F05010-122	Nut, 3/4-10 Half Nyloc		1
10	F05010-185	Nut, 5/8-11 FlexLock		2
11	062115 ¹	Bushing, .875" Bearing		4
12	062168 ¹	Sleeve, 7/8" OD x 5.00" Long Bushing		1
13	P107	Fitting, Grease Straight 1/4-28		3
14	F05009-39	Bolt, 5/8-11 x 6 1/2" Hex Head Grade 5		1
15	062162 ¹	Sleeve, 7/8" OD x 5.88" Long Bushing		1
16	056386	H Block Weldment, 3682 A1		1
17	041606	Rod Assembly, 421D Deck Height	See Section 5.13 for parts	1
18	F05009-107	Bolt, 5/8-11 x 8" Hex Head Grade 5		1
19	045512	Wheel Yoke Assembly, 9"	See Section 5.15 for parts	1

¹ Replaced (056411) Sleeve, Urethane Bushing 5.88", (049277) Bearing Half, Urethane Bushed and (056391) Sleeve, Urethane Bushing 5.00" in models with serial # 34990809 and later. See Product Bulletin PB-0262 for service kit information.

NOTE: Apply water-proof axle grease to mating surfaces on all the bushings prior to assembly.

NOTE: Apply anti-seize to all mating surfaces of the F05009-39 and F05009-107 bolts.

CAUTION: Bolts holding urethane bushings must remain tight. Equipment damage may occur.



5 Mower Decks

Rocker Assembly, A3 Deck

5.11 Rocker Assembly, A3 Deck

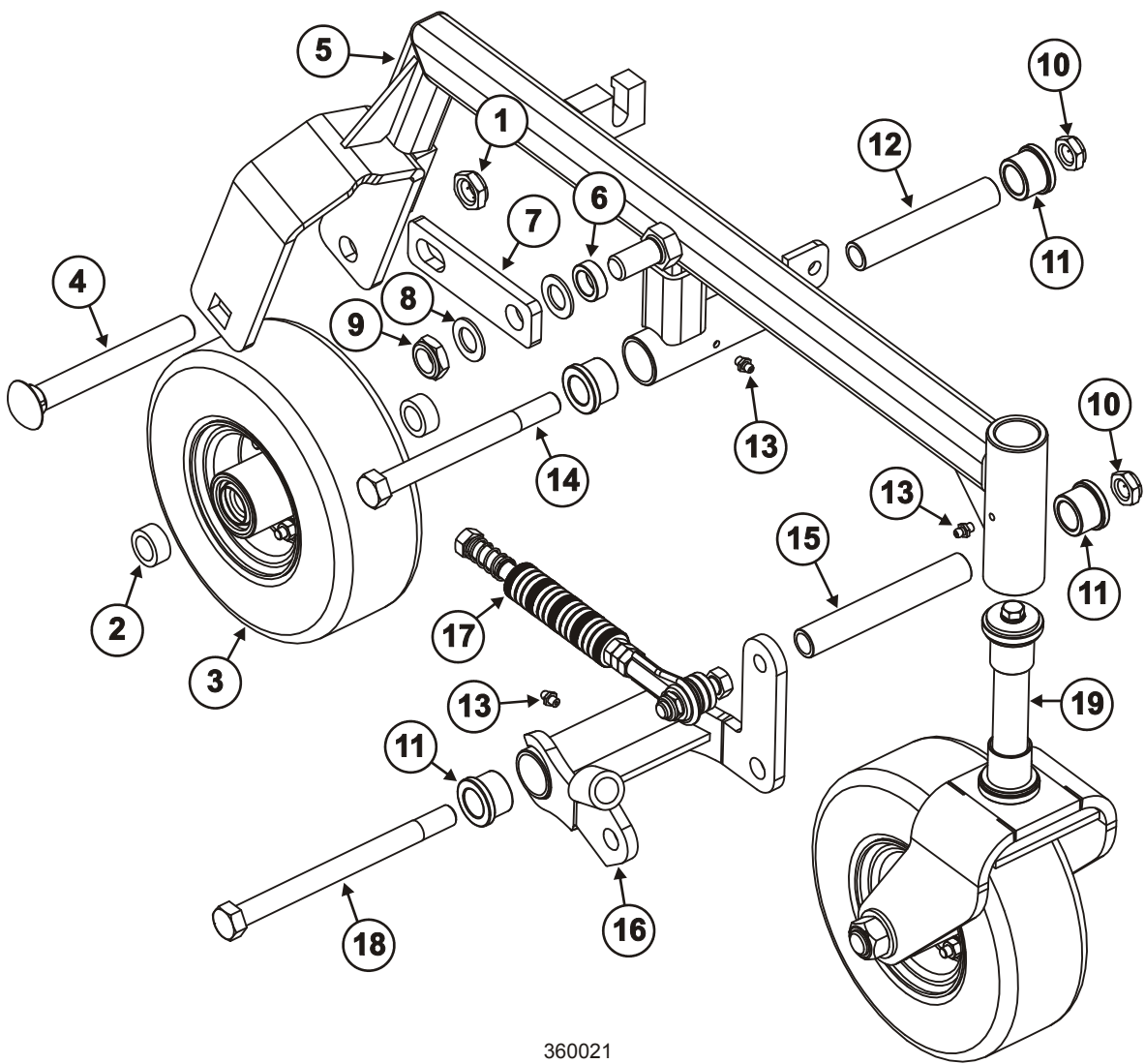
REF	PART #	DESCRIPTION	COMMENTS	QTY.
	056381	Rocker Assembly, 3682 A3		1
1	F05010-178	Nut, 3/4-10 Flexloc		1
2	P296	Spacer, 1.13" OD X .75" ID X .5"		2
3	056600	Wheel Assembly, 9x3.5 Reliance DM	Serial # 32841008 and later	1
	A150	Wheel Assembly, 9x3.5 Uf Dm, Foam-Filled	Serial # 32831008 and prior	1
4	F05009-104	Bolt, 3/4-10 x 6 Grade 5 Carriage		1
5	056384	Tube Weldment, 3682 A3		1
6	T125	Spacer, Dual Wheel Outer Bearing		1
7	041021	Plate, Outer Rocker Limit		1
8	F05011-77	Washer, 3/4" AN Yel/Cad		2
9	F05010-122	Nut, 3/4-10 Half Nyloc		1
10	F05010-185	Nut, 5/8-11 FlexLock		2
11	062115 ¹	Bushing, .875" Bearing		4
12	062168 ¹	Sleeve, 7/8" OD x 5.00" Long Bushing		1
13	P107	Fitting, Grease Straight 1/4-28		3
14	F05009-39	Bolt, 5/8-11 x 6 1/2" Hex Head Grade 5		1
15	062162 ¹	Sleeve, 7/8" OD x 5.88" Long Bushing		1
16	056387	H Block Weldment, 3682 A3		1
17	041606	Rod Assembly, 421D Deck Height	See Section 5.13 for parts	1
18	F05009-107	Bolt, 5/8-11 x 8" Hex Head Grade 5		1
19	045512	Wheel Yoke Assembly, 9"	See Section 5.15 for parts	1

¹ Replaced (056411) Sleeve, Urethane Bushing 5.88", (049277) Bearing Half, Urethane Bushed and (056391) Sleeve, Urethane Bushing 5.00" in models with serial # 34990809 and later. See Product Bulletin PB-0262 for service kit information.

NOTE: Apply water-proof axle grease to mating surfaces on all the bushings prior to assembly.

NOTE: Apply anti-seize to all mating surfaces of the F05009-39 and F05009-107 bolts.

CAUTION: Bolts holding urethane bushings must remain tight. Equipment damage may occur.



360021

5 Mower Decks

Rocker Assembly, A4 Deck

5.12 Rocker Assembly, A4 Deck

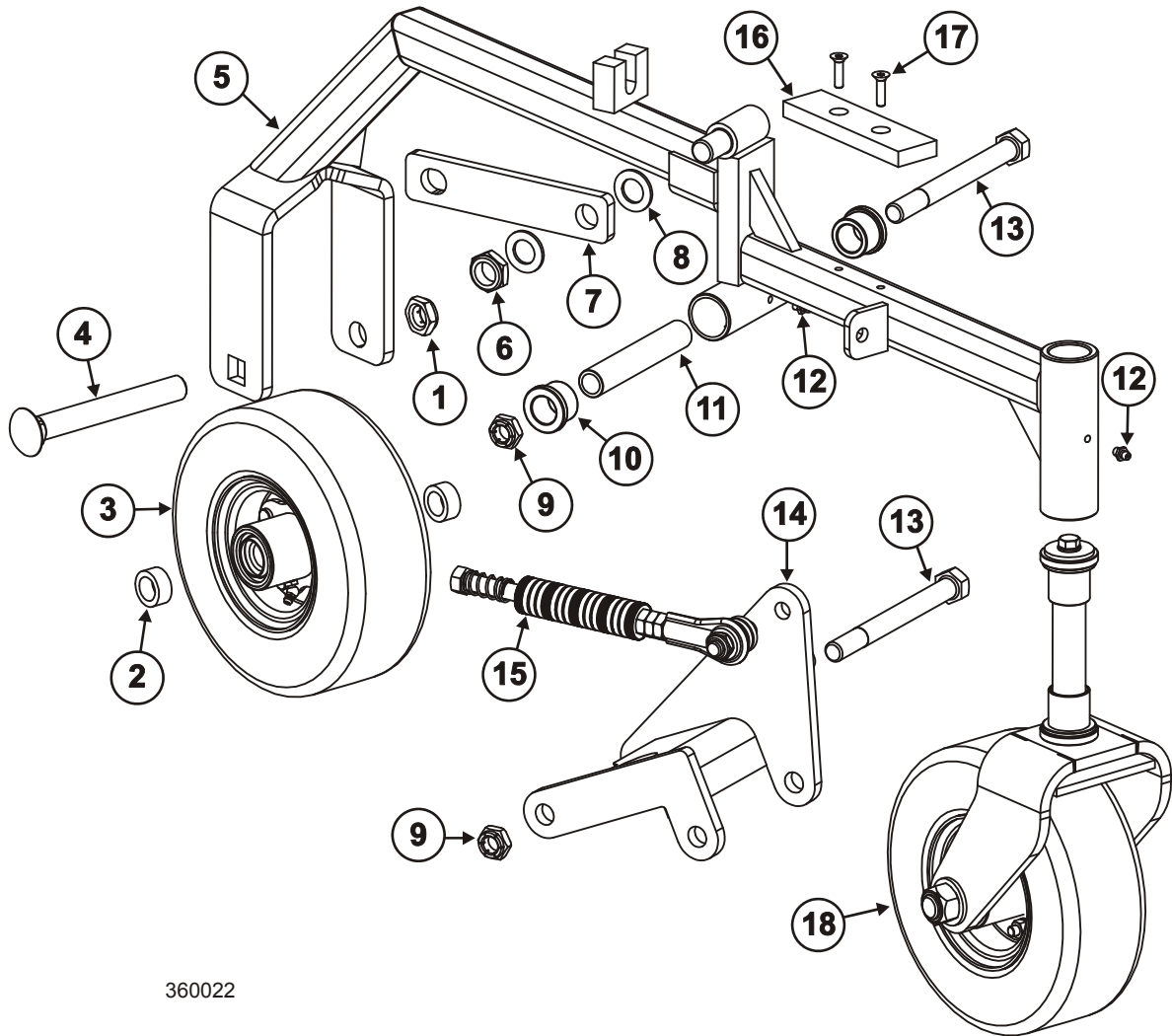
REF	PART #	DESCRIPTION	COMMENTS	QTY.
	056382	Rocker Assembly, 3682 A4		1
1	F05010-178	Nut, 3/4-10 Flexloc		1
2	P296	Spacer, 1.13" OD X .75" ID X .5"		2
3	056600	Wheel Assembly, 9x3.5 Reliance DM	Serial # 32841008 and later	1
	A150	Wheel Assembly, 9x3.5 Uf Dm, Foam-Filled	Serial # 32831008 and prior	1
4	F05009-104	Bolt, 3/4-10 x 6 Grade 5 Carriage		1
5	056385	Rocker Tube Weldmnt, 3682 A4		1
6	F05010-122	Nut, 3/4-10 Half Nyloc		1
7	041922	Plate, Transition Rocker Limit		1
8	F05011-77	Washer, 3/4" AN Yel/Cad		2
9	F05010-185	Nut, 5/8-11 FlexLock		2
10	062115 ¹	Bushing, .875" Bearing		2
11	062168 ¹	Sleeve, 7/8" OD x 5.00" Long Bushing		1
12	P107	Fitting, Grease Straight 1/4-28		3
13	F05009-39	Bolt, 5/8-11 x 6 1/2" Hex Head Grade 5		1
14	056388	H Block Weldmnt, 3682 A4		1
15	041606	Rod Assembly, 421D Deck Height	See Section 5.13 for parts	1
16	019827	Pad, 1-1/2 X 5-1/2 X 1/2 Delrin		1
17	F05005-118	Screw, 1/4-20x1 Fhs		2
18	045512	Wheel Yoke Assembly, 9"	See Section 5.15 for parts	1

¹ Replaced (049277) Bearing Half, Urethane Bushed and (056391) Sleeve, Urethane Bushing 5.00" in models with serial # 34990809 and later. See Product Bulletin PB-0262 for service kit information.

NOTE: Apply water-proof axle grease to mating surfaces on all the bushings prior to assembly.

NOTE: Apply anti-seize to all mating surfaces of the F05009-39 bolts.

CAUTION: Bolts holding urethane bushings must remain tight. Equipment damage may occur.



360022

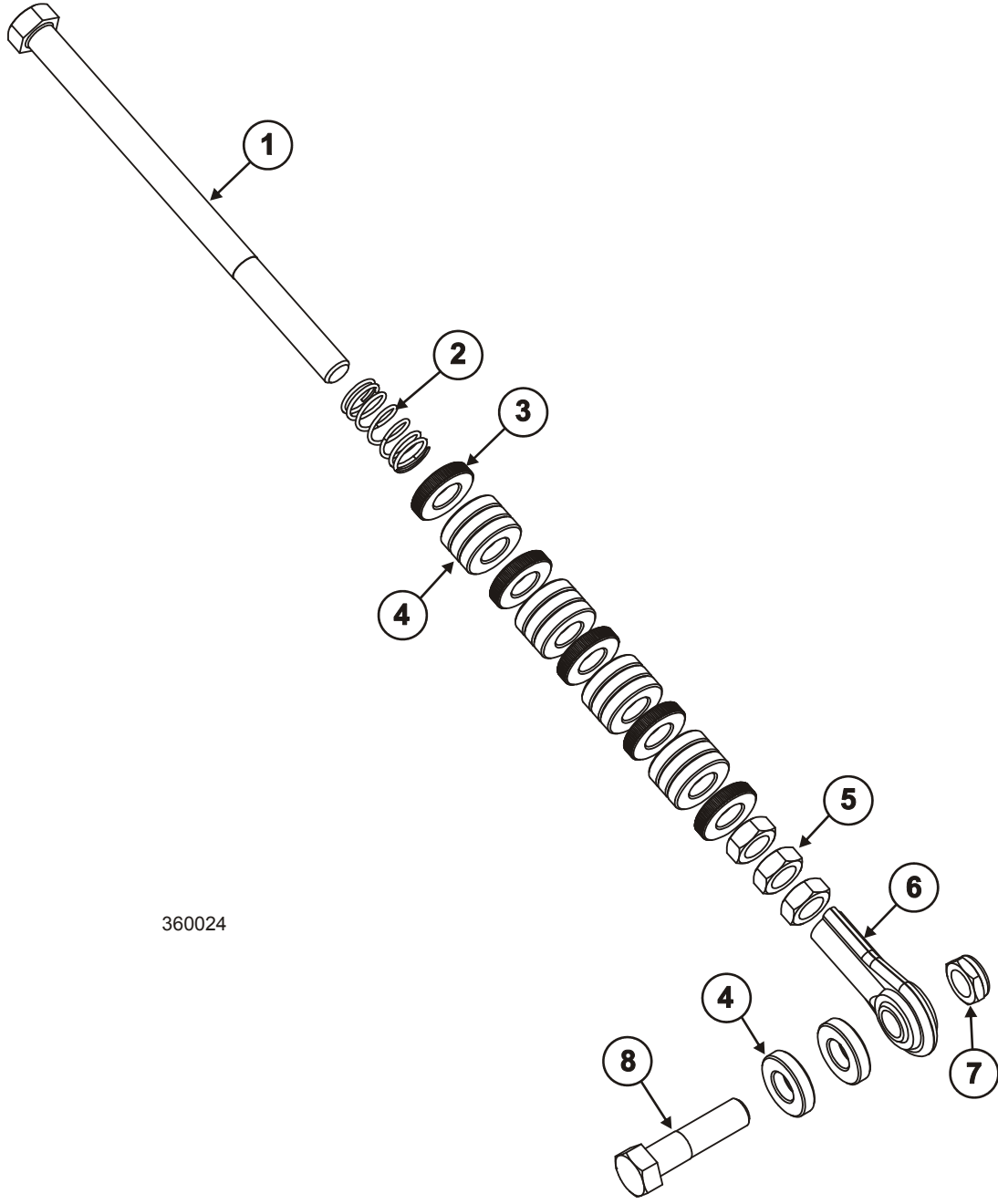


Mower Decks

Rocker Assembly, A1 Decks

5.13 Rocker Assembly, A1 Decks

REF	PART #	DESCRIPTION	COMMENTS	QTY.
	041606	Rod Assembly, 421D Deck Height		1
1	041622	Bolt, 1/2-20 X 8" Hex Head Grade 5		1
2	041631	Spring, .72" x 1.5" x .063" Compression		1
3	019650-1	Spacer, 1/4" Thk Knurled		5
4	019650	Spacer, 1/4" Thk Deck Height		14
5	F05010-16	Nut, 1/2-20 Hex Jam		3
6	019348	Rod End, 1/2-20 Female		1
7	F05010-8	Nut, 1/2-13 Nyl Hex Lock		1
8	F05008-102	Bolt, 1/2-13 x 2" Hex Head Grade5		1



360024

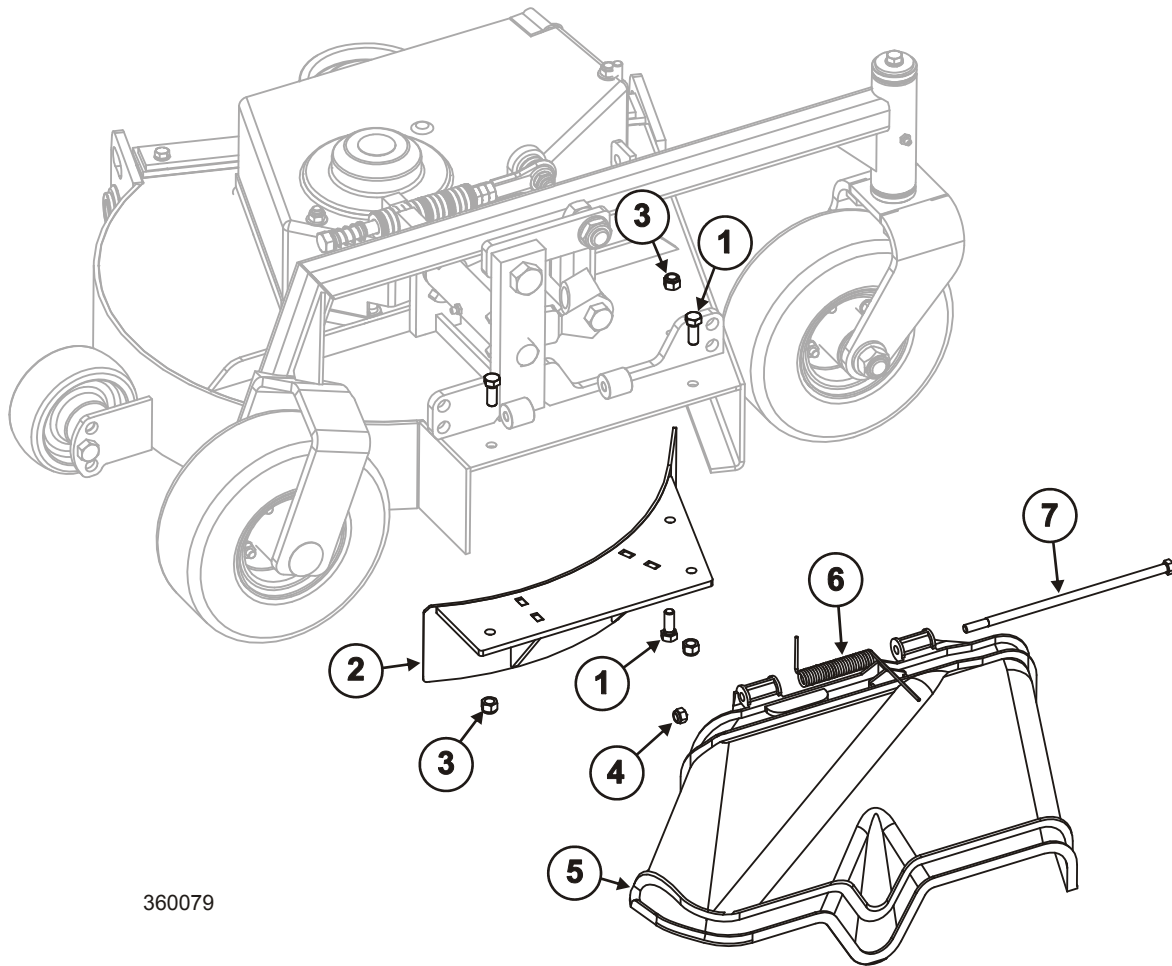


Mower Decks

Grass Chute and Mulching Plate Assembly

5.14 Grass Chute and Mulching Plate Assembly

REF	PART #	DESCRIPTION	COMMENTS	QTY.
1	F05007-87	Bolt, 3/8-16 x 1" Hex Head Grade 5		3
2	049170	Plate, 3682 Bolt In Mulching		1
3	F05010-10	Nut, 3/8-16 Hex Nyl Lock		3
	041645	Chute Assembly, Grass		1
4	F05010-58	Nut, 5/16-18 Nylok Hex		1
5	041572	Grass Chute, John Deere		1
6	041714	Spring, Deere Rh Torsion		1
7	F05006-110	Bolt, 5/16-18 x 9" Hex Head Grade 5		1

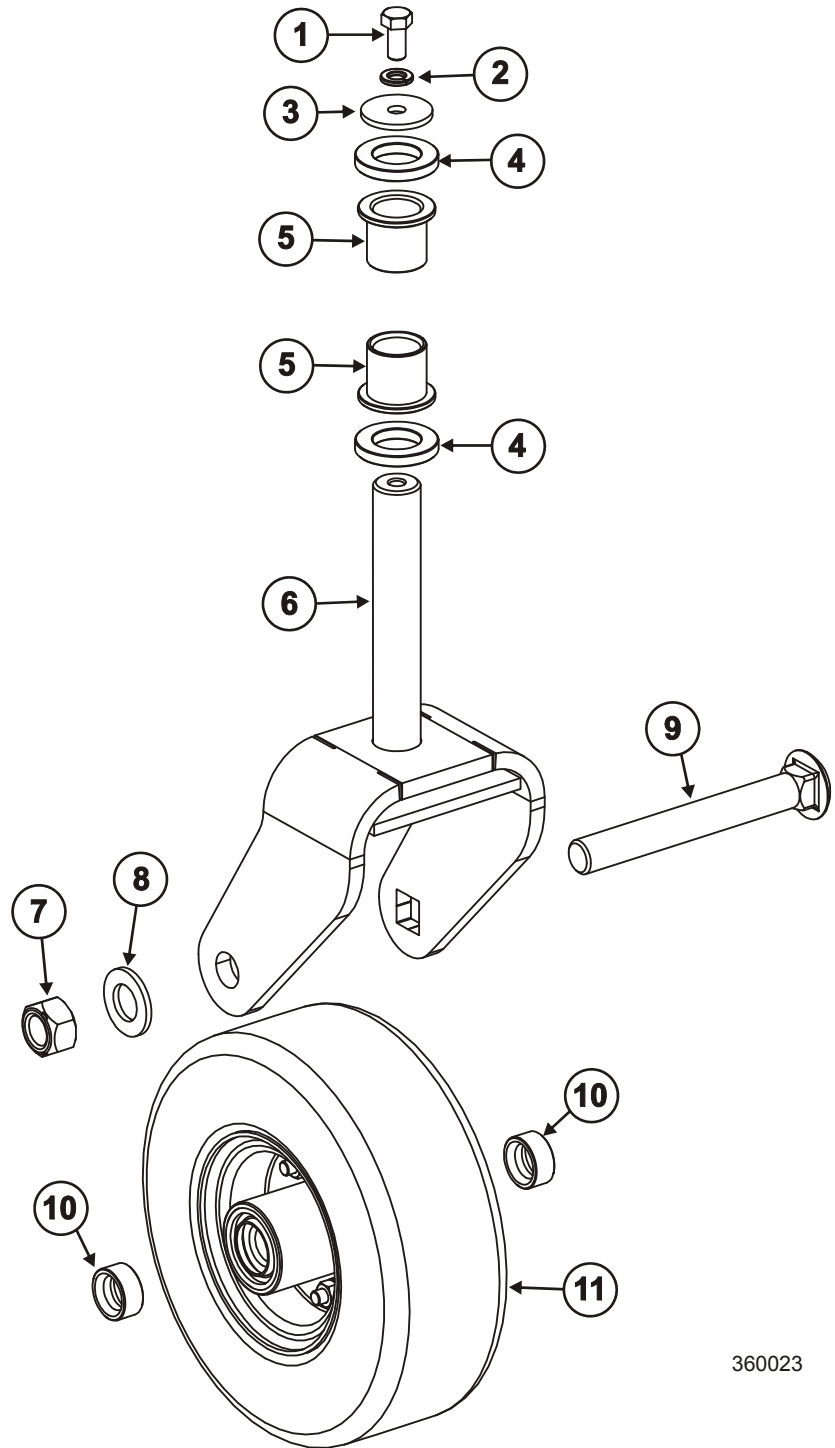


360079

5 **Mower Decks**
Wheel Yoke Assembly

5.15 Wheel Yoke Assembly

REF	PART #	DESCRIPTION	COMMENTS	QTY.
	045512	Wheel Yoke Assembly, 9"		1
1	F05007-118	Bolt, 3/8-16 x 3/4" Hex Head Grade 5		1
2	F05011-4	Washer, 3/8" Split		1
3	F05011-104	Washer, 3/8" x 1-1/2" x 1/8"		1
4	T104	Spacer, 1-3/4" OD x 1-1/64 " ID x 1/4"		2
5	P109	Bushing, 1" ID x 1-1/4" OD Flanged		2
6	059105	Yoke Weldment, 9"		1
7	F05010-177	Nut, 3/4-10 Stover Swaged		1
8	F05011-62	Washer, 3/4" SAE Flat		1
9	F05009-104	Bolt, 3/4-10 x 6" Gr5 Carriage		1
10	042898	Spacer, 3/4" Axle Bolt		2
11	056600	Wheel Assembly, 9x3.5 Reliance DM	Serial # 32841008 and later	1
	A150	Wheel Assembly, 9x3.5 Uf Dm, Foam-Filled	Serial # 32831008 and prior	1



360023

5 Mower Decks

Rear Deck Tire, Deck A2

5.16 Rear Deck Tire, Deck A2

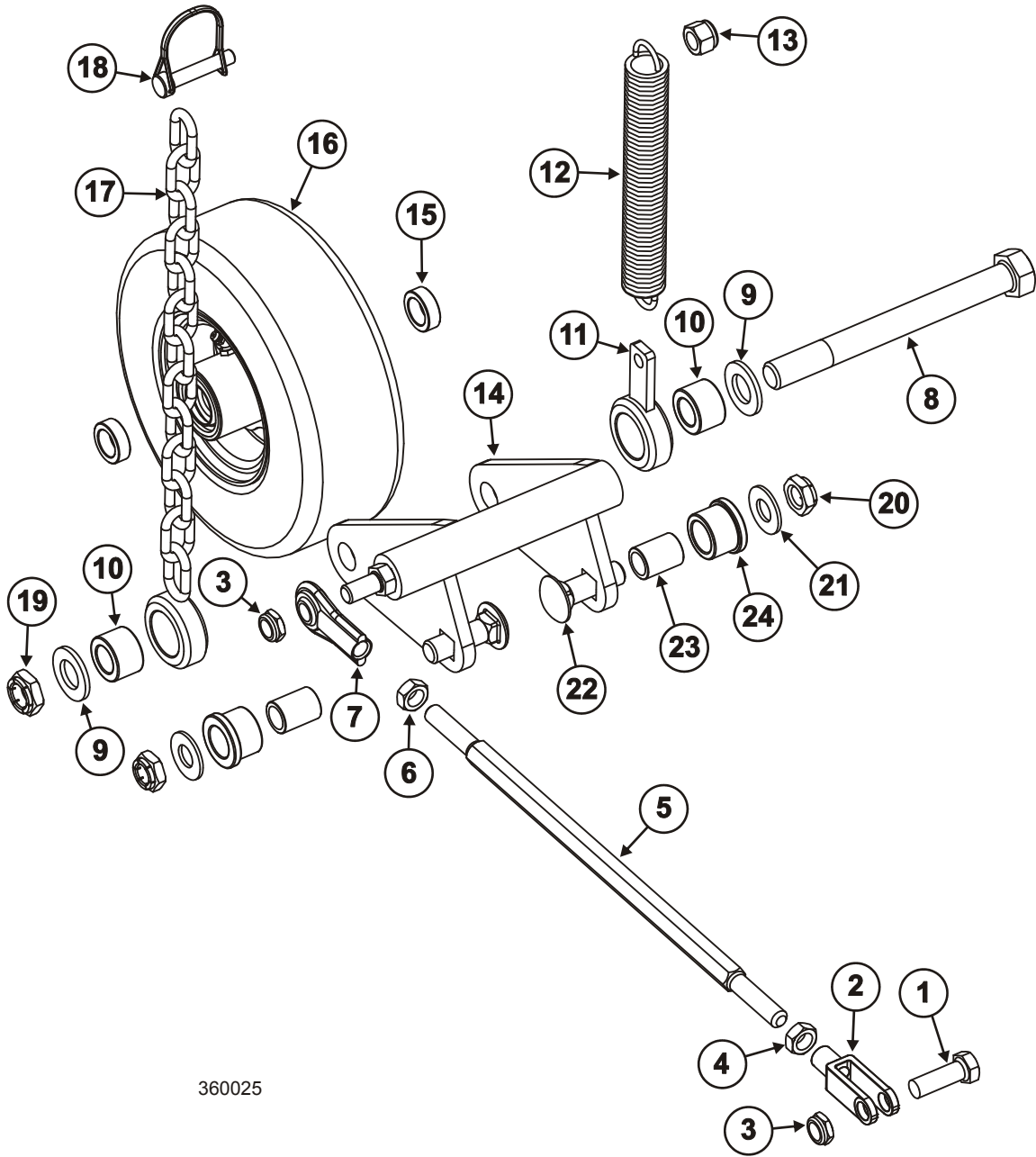
REF	PART #	DESCRIPTION	COMMENTS	QTY.
	056392	Rocker Assembly, 3682 A3		1
	041629	Rod Assembly, 3682 E2 Deck Lift		1
1	F05008-33	Bolt, 1/2-13 x 1 1/2" Hex Head Grade 5		1
2	029899	Yoke, 1/2-20 Rod End		1
3	F05010-127	Nut, 1/2-13 Half Nyloc		2
4	F05010-16	Nut, 1/2-20 Hex Jam		1
5	041713	Rod, Rr Whl Deck Lift EF E2		1
6	F05010-165	Nut, 1/2-20 Lh Jam Znc		1
7	019347	Rod End, 1/2-20 Female Left Hand		1
8	F05013-75	Bolt, 3/4-10 x 7 1/2" Hex Head Grade 5		1
9	F05011-62	Washer, 3/4" SAE Flat		2
10	056240	Bushing, 3/4" ID x 1-1/4" OD x 13/16" Oil		2
11	056413	Spring Collar Weldment		1
12	019277	Spring, 1" x 8 3/8" Leg		1
13	F05010-8	Nut, 1/2-13 Nyl Hex Lock		1
14	056393	Pivot Weldment, A2 Deck Rear Wheel		1
15	T125	Spacer, Dual Wheel Outer Bearing		2
16	056600	Wheel Assembly, 9x3.5 Reliance DM	Serial # 32841008 and later	1
	A150	Wheel Assembly, 9x3.5 Uf Dm, Foam-Filled	Serial # 32831008 and prior	1
17	056412	Chain Collar Weldment		1
18	029831	Lynch Pin, 3/8" X 1 1/2" Znc		1
19	F05010-178	Nut, 3/4-10 Flexloc		1
20	F05010-185	Nut, 5/8-11 Flexloc		2
21	F05011-5	Washer, 5/8" SAE Flat		2
22	F05009-116	Bolt, 5/8-11 x 2" Carriage Grade 5		2
23	062115 ¹	Bushing, .875" Bearing		2
24	062149 ¹	Sleeve, 7/8" OD x 5.00" Long Bushing		2

¹ Replaced (049277) Bearing Half, Urethane Bushed and (049276) Bushing, Urethane Bearing Inner in models with serial # 34990809 and later. See Product Bulletin PB-0262 for service kit information.

NOTE: Apply water-proof axle grease to mating surfaces on the bushings prior to assembly.

NOTE: Apply anti-seize to all mating surfaces of the F05009-116 bolts.

CAUTION: Bolts holding urethane bushings must remain tight. Equipment damage may occur.

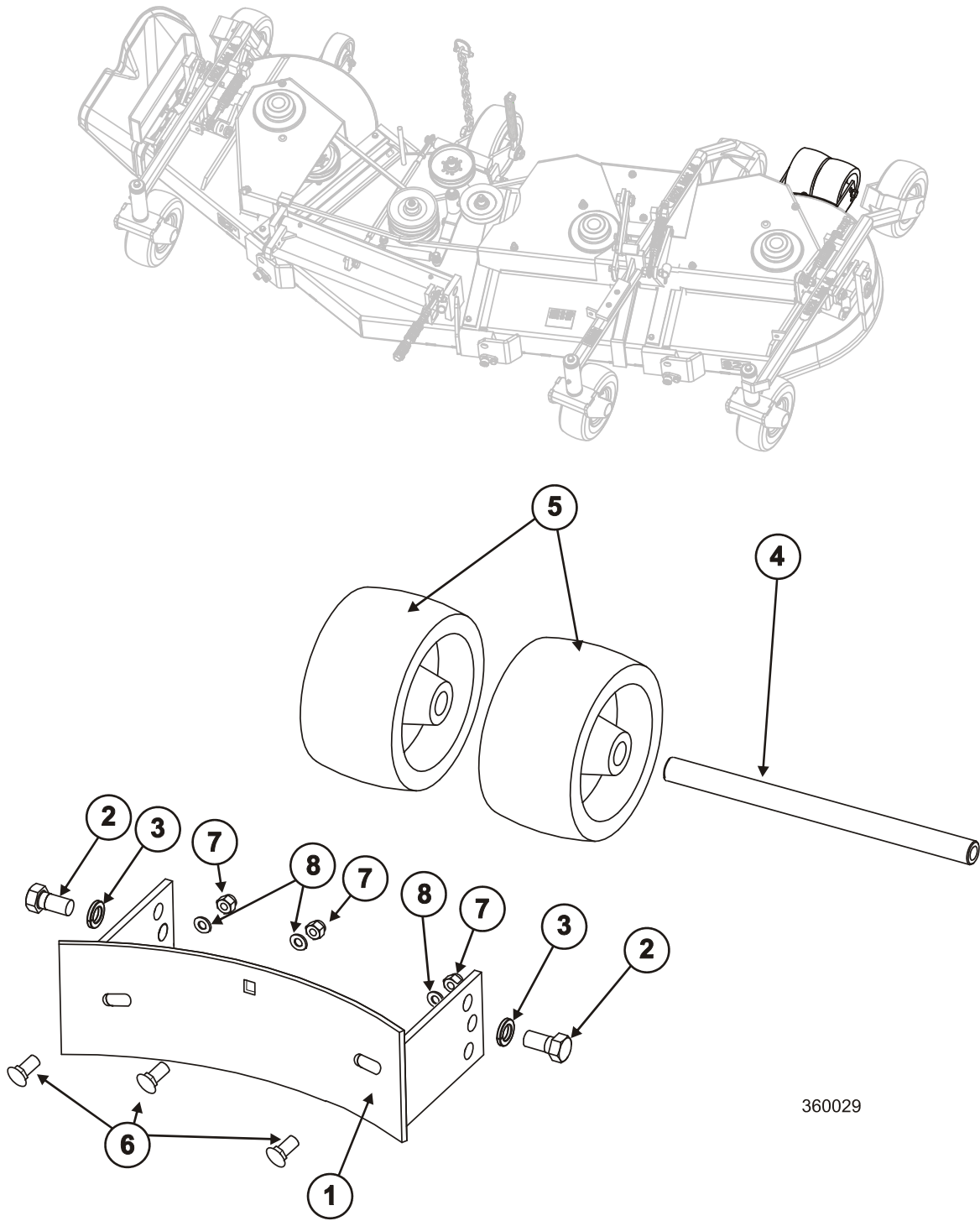


360025

5**Mower Decks***Anti-Scalp Assembly, A1 Deck*

5.17 Anti-Scalp Assembly, A1 Deck

REF	PART #	DESCRIPTION	COMMENTS	QTY.
	041664	Anti-Scalp Roller Assembly, 421D		1
1	041662	Bracket Weldment, 421HD		1
2	F05008-71	Bolt, 1/2-13 x 1" Hex Head Full Thread		2
3	F05011-9	Washer, 1/2" Split Lock		2
4	041659	Axle Rod, Anti-scalp Rlr		1
5	P438	Wheel, Anti-scalp 6" x 3.25" x 3/4" ID		2
6	F05007-165	Bolt, 3/8-16 x 1" Carriage		3
7	F05010-10	Nut, 3/8-16 Hex Nyl Lock		3
8	F05011-3	Washer, 3/8" SAE Flat		3



360029

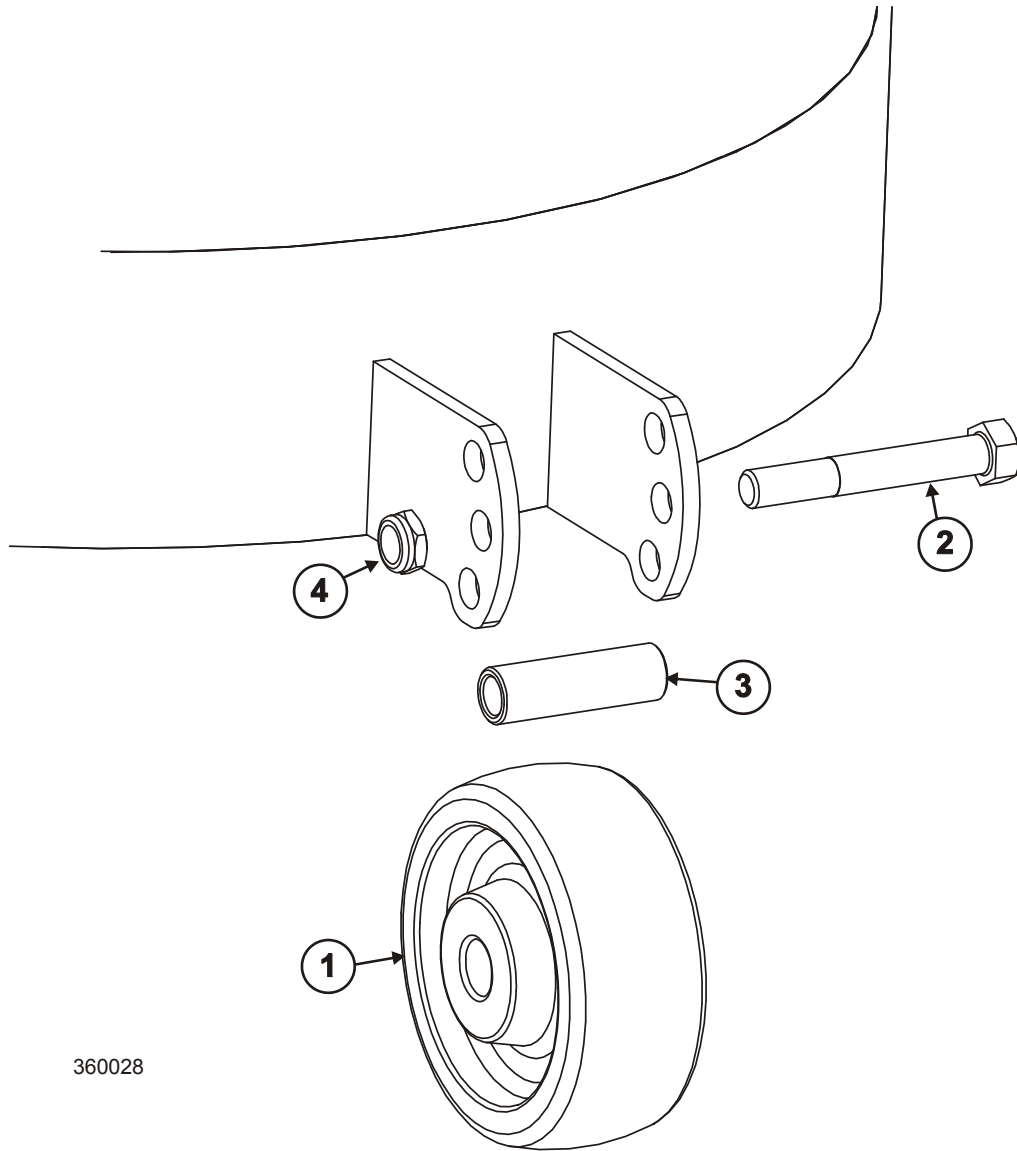


Mower Decks

Anti-Scalp Assembly, A3 Deck

5.18 Anti-Scalp Assembly, A3 Deck

REF	PART #	DESCRIPTION	COMMENTS	QTY
1	028414	Wheel, 5" Anti-Scalp		1
2	F05008-61	Bolt, 1/2-13 x 3 1/2" Hex Head Grade 5		1
3	041692	Tube, 5" Anti-Scalp		1
4	F05010-127	Nut, 1/2-13 Half Nyloc		1



360028

5

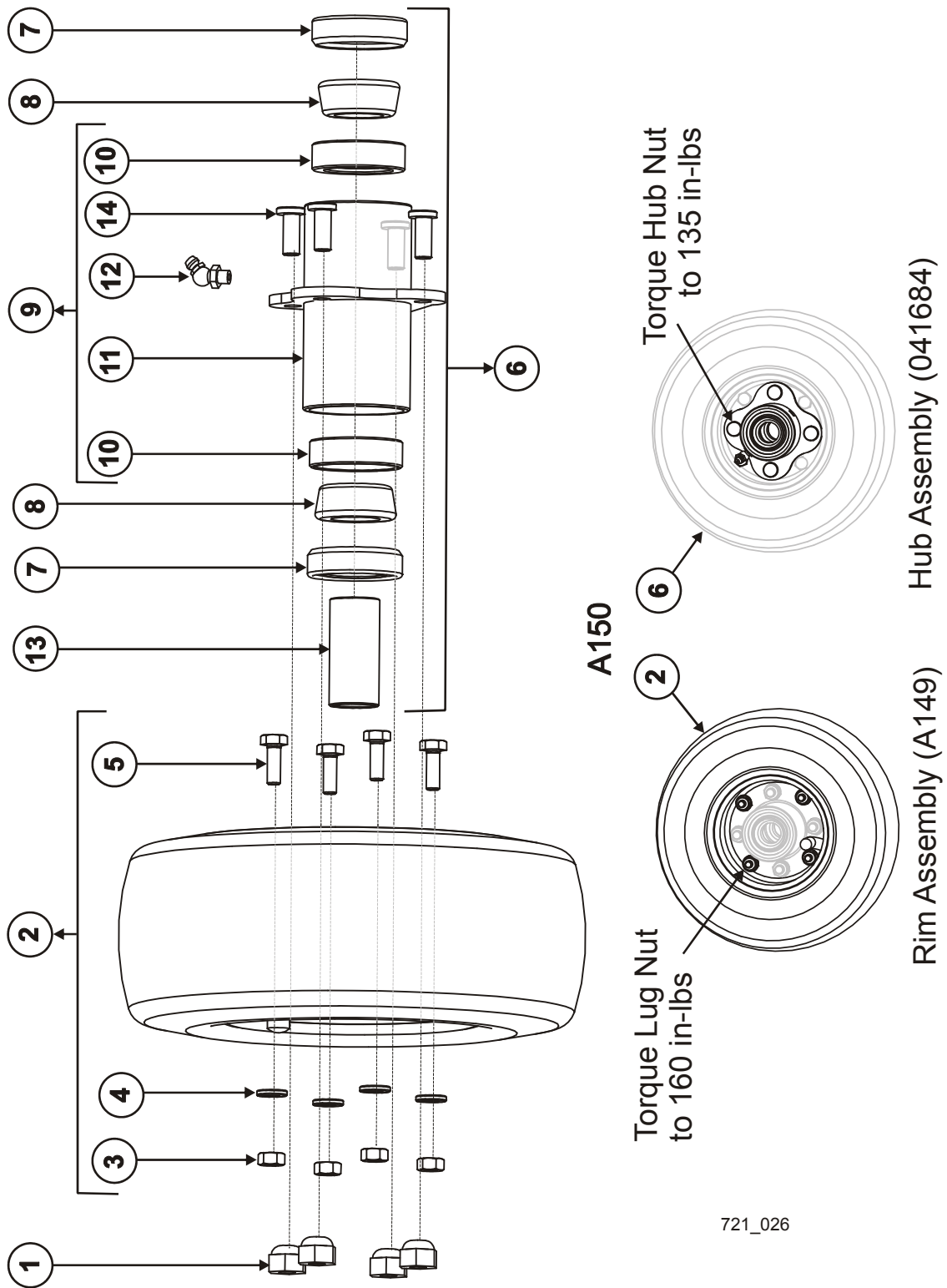
Mower Decks*9" x 3.5" Wheel Assembly, Foam-Filled (Serial #32831008 and prior)***5.19 9" x 3.5" Wheel Assembly, Foam-Filled (Serial #32831008 and prior)**

REF	PART #	DESCRIPTION	COMMENTS	QTY.
	A150	Wheel Assembly, 9" x 3.5" Uf Dm		1
1	F05010-142	Nut, 5/16-24 Taper Lug		4
2	A149	Wheel Rim Assembly, 9" x 3.5", UF, DM		1
3	F05010-63	Nut, 1/4-20 Free Zinc		4
4	F05011-14	Washer, 1/4" Split Lock		4
5	F05005-123	Bolt, 1/4-20 x 3/4" Hex Head Grade 5		4
6	041684	Wheel Hub Assy, Demountable		1
7	P293	Seal, TRB, 3/4" ID		2
8	P292	Bearing, Tapered Roller, 3/4" ID		2
9	P297	Wheel Hub Assembly, Demountable		1
10	P402	Bearing Race Insert, 3/4" TRB		2
11	N/A	Wheel Hub Assembly, Demountable	Not Sold Separately	1
12	072884	Fitting, 1/4-28 65° Grease		1
13	048455	Spacer, 3/4" Wheel Bearing		1
14	F05004-112	Stud, 5/16-24 x 3/4" Press In Zinc		4

NOTE: Wheels are shipped unlubricated from the factory. Insure proper lubrication, bearing preloading, and torque specifications are met. Use Loctite on all bolts. (See Technical Bulletin SB-0149)

NOTE: For item 1, it is possible to have a 5/16-18 nut. Please check the hub studs before ordering new nuts. If the studs are 18 pitch, order nuts F05010-17 and lock washers F05011-13.

IMPORTANT: It is not recommended to mix A150, 056600 or P295 tires on the same unit.



5

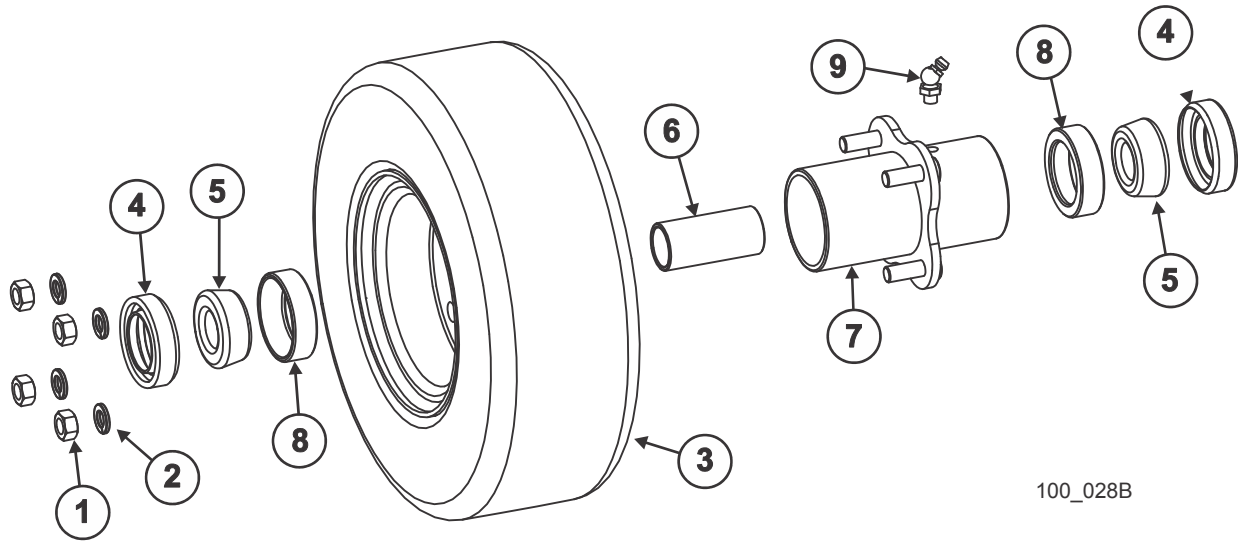
Mower Decks

9" x 3.5" Wheel Assembly, Solid (Serial #32841008 and later)

5.20 9" x 3.5" Wheel Assembly, Solid (Serial #32841008 and later)

REF	PART #	DESCRIPTION	COMMENTS	QTY.
	056600	Wheel Assembly, 9" x 3.5" Reliance DM		1
1	F05010-17	Nut, 5/16-18 Hex	Torque to 145-170 in-lbs	4
2	F05011-13	Washer, 5/16" Split Lock		4
3	056600-1	Tire, Carlisle Reliance		1
	041684	Wheel Hub Assembly, Demountable		1
4	P293	Seal, TRB, 3/4" ID		2
5	P292	Bearing, Tapered Roller, 3/4" ID		2
6	048455	Spacer, 3/4" Wheel Bearing		1
	P297	Hub Assembly, Demountable		1
7	048454	Hub, Demountable		1
8	P402	Bearing Race Insert, 3/4" TRB		1
9	072884	Fitting, 1/4-28 65 Deg Grease		1
	062135	Kit, (1) Tire & (2) Yellow Wheel Halves	Parts not sold separately	1

NOTE: Wheels are shipped unlubricated from the factory. Insure proper lubrication, bearing preloading, and torque specifications are met. Use Loctite on all bolts. (See Technical Bulletin SB-0149)

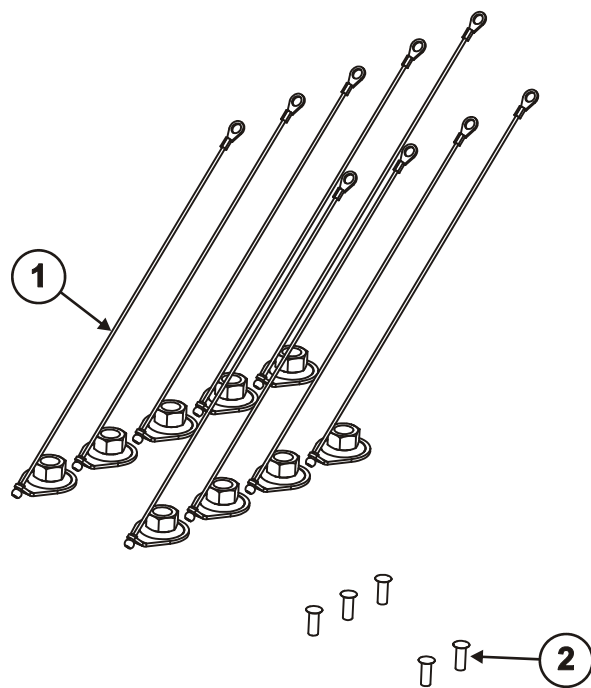


100_028B

5 **Mower Decks**
Hardware Kit (CE Only)

5.21 Hardware Kit (CE Only)

REF	PART #	DESCRIPTION	COMMENTS	QTY.
	064517	Kit, 3682 CE Hardware		1
1	064500	Nut Assembly, 3/8-16 Cover Retaining		9
2	F04203-6	Rivet, 3/16" Dia x 3/8-1/2" Grip Range Pop		5
	IS-0303	Instruction Sheet, 3682 CE Hardware Kit		1



360110

SECTION 6 INDEX

Part Number Index

- 014818, Spring, Extension 3/8" x 3" 2-6
014829, Latch, Flexible Draw 2-2
014834, Bearing, w/Snap Ring 5/8" ID 2-20
015460, Grommet, 11/16" x 1" x 1 5/16" Rubber 2-6
016822, Fitting, 3/8" NPT Male Run Tee 3-12
018050, Filter, Kubota Engine Oil 4-12
018465, Spacer, Small Seat Pan 2-10
018473, Pin Weldment, Deck Pull 2-32
018480, Spindle Weldment, A1 - A3 Decks 5-10
018481, Spindle Weldment, E2 Decks 5-12
018731, Plate, Pump Mount (Rear) 3-4, 3-6
018732, Plate, Drive Motor Front Mount 3-4, 3-6
018734, Bushing, Kubota Rubber Mount 4-14, 4-18
018739, Rod End, 3/8-24 Right Hand 3-4, 3-6
018740, Rod End 3/8-24 Left Hand 3-4, 3-6
018741, Motor, Hydraulic MB29 3-8
018741-2, Nut, Castle - Hyd Motor 3-8
018751, Washer, Motor Mount 4-14, 4-18
018754, Bushing, Bx1 4-20
018758, Manifold, Fuel Filter W/Separator 4-6, 4-8
018771, Hub, Brake and Disk 3-8
018773, Sheave, BK60 QT 3-4, 3-6
018778, Hose, 3/8" x 40" 3-2, 3-4
018784, Decal, Equipment, Diesel Fuel 1-4, 1-8, 4-2
018794, Channel, Weldment -Drive Centering Left 2-20
018795, Channel, Weldment -Drive Centering Right 2-20
018797, Mount Wldmt. Motor/Radiator 4-14
018798, Cooler, Hyd Fluid 3-10
018818, Spring, 3/4" x 5" x .105 Ext 2-20
018818, Spring, 3/4" x 5" x .105" Ext 3-8
018819, Bushing, 5/8" x 7/8" x 1/4" Bronze 2-20
018872, Key 5mm SQ x 1 1/8" 3-4
018872, Key, 5mm SQ x 1 1/8" 3-6
019009, Bracket, Throttle (engine) 4-12
019010, Washer, Throttle Friction 2-22
019014, Handle Wldmt, Throttle 2-22
019065, Throttle Cable, Lawn Mower 2-22, 4-12
019086, Knob, 1 3/8x3/8-24 2-22
019088, Shock, Seat Gas 2-6
019183, Bar Assembly 2-2
019277, Spring, 1" x 8 3/8" Leg 5-32
019303, Spring, 1" x 7" x .148" Wire 325e-98 3-6
019303, Spring, 1" x 7" x .148" Wire 325e-98-> 3-4
019347, Rod End, 1/2-20 Female Left Hand 5-32
019348, Rod End, 1/2-20 Female 5-8, 5-26
019348, Rod End, 1/2-20 Female 2-26, 2-28
019535, Spacer, 3/8" Deck Lift 425 Yzc 3-6
019551, Brake Pad. 325D/425D 3-8
019552, Decal, Caution, 'Clean Radiator' 1-4, 1-8
019554, Decal, Warning, Operational Safety 425D 1-4, 1-8
019559, Decal, Caution, Pressure Washer 1-4, 1-8
019612, Guard, Blade Switch 2-16, 2-18
019613, Plug, 1/2" Hole 2-16, 2-18
019650, Spacer, 1/4 Thk Deck Height 2-26
019650, Spacer, 1/4" Thk Deck Height 2-28, 2-34, 5-8, 5-16, 5-26
019650-1, Spacer, 1/4" Thk Knurled 5-8, 5-26
019696, Cap, Hydraulic Tank (P631) 4-10
019699, Spacer, Deck Lift Stop Knurled Unplated 2-26
019827, Pad, 1-1/2 X 5-1/2 X 1/2 Delrin 5-24
019863, Chain, Lift, 1/4" x 16" 2-26, 2-28
024150-10, Fuse, 10A ATO Blade Red 4-34
024150-15, Fuse, 15A ATO Blade Blue 4-34
024150-40, Fuse, 40A ATO Blade Orange 4-34
024237, Cable Assembly, Reed Swt w/Conn 2-20
024378, Switch, Key Diesel (Kubota) 2-16, 2-18
026402, Plug, Fuel Tank 4-10
027066, Hose, 2561 Oil Drain 3-12
027996, Fitting, #4 SAE Plug Hex Socket 3-6
027997, Manifold, Hyd w/Filter 3-12
027998, Filter, Hyd 25 Micron, AE-25 Zinga 3-12
027998, Filter,Hydraulic 25 Micron, AE-25 Zinga 3-2
028070, Cup, 425D Spare Fuse 4-34
028073, Fitting, 1/2" NPT x 3/8" NPT Hex Reducer 3-12
028080, Key, 1/4" Sq x 1-1/2" lg 4-20
028080, Key, 1/4" Square x 1 1/2" Long 4-26
028082, Belt, BX34 4-26
028084, Filter, Element Replacement 4-6
028131, Sheave, Output 425D 4-26
028132, Clamp, Worm 2 1/4" 2-4
028137, Sheave, B Gearbox Output 4-20
028141, Washer, Gearbox Keeper 4-20
028157, Fitting, 1/4" NPT x 1/4" Hose Barb 90 Deg El 4-6, 4-8
028160, Fitting, #8SAE-1/4" NPT Adapter 2-30
028178, Handle, Engine Cover w/bolts 4-2, 4-4
028217, Bushing, Rubber Radiator Mount 4-14, 4-16
028228, Bushing, L x 17mm Bore 3-4, 3-6
028246, Hinge Weldment, Seat Pan R 2-6
028247, Hinge Weldment, Seat Pan L 2-6
028292, Washer, Clutch Warner 4-26
028306, Valve, Up/Down - Cutting Height Adjustment 2-30
028334, Boss Weldment, Sensor Mount 2-20
028352, Clamp, 1" ID Coated 4-26
028352, Clamp, 1in ID Coated 4-12

Part Number Index

- 028362, Fitting, #4 JIC to #8 SAE 90Deg Elbow 2-30
028363, Fitting, 5/8" Hose Barb - 3/8" NPT 90 Deg El 3-12
028365, 5/8 Hose Barb to 3/8NPT Straight 3-12
028390, Grip, Handle 2-20
028397, Filter, Enginaire Housing 2-4
028397-1, Filter Cap, Enginaire Housing 2-4
028397-2, Filter Boot, Enginaire Housing 2-4
028398, Bracket, Enginaire Mounting 2-4
028414, Wheel, 5 In Anti-Scalp 5-36
028490, Kit, Hydro Oil Repl 2-1/2 Gal 3696H/3682 3-2
028493, Fitting, 3/8" NPT F-M-F Tee 3-12
028504, Cup, Fuel Filter Element 4-6
028507, Key (Set of 2 Replacement Keys Kubota) 2-16, 2-18
028509, Filter, Enginaire Pre Cleaner Cap 2-4
028510, Sender, Heat sensor 4-12
028512, Dipstick, Kubota 4-12
028513, Gasket, Exhaust Kubota 4-28, 4-30
028515, Injector, Fuel Kubota 4-12
028517, Fuel Transfer Pump, Kubota #16285-52032 4-12
028518, Gasket, Fuel Transfer Pump - Kubota 4-12
028519, Kit, Gasket-Lower Kubota 4-12
028521, Plug, Glow - Kubota 4-12
028522, Starter, Kubota 4-12
028523, Solenoid, Stop - Kubota 4-12
028533, Hose, Kubota Top Radiator 4-14
028535, Oil, Shell TTF-SB 3-2
028536, Kit, Hydro Oil Repl 5 Gal 3696H/3682 3-2
028540, Pump, Fuel injector - Kubota 4-12
028542, Plug, Oil Drain - Kubota 4-12
028543, Gasket, Oil Drain Plug 4-12
028545, Gasket, Thermostate - Kubota 4-13
028546, Thermostat -Kubota 4-12
028547, Switch, Oil Pressure - Kubota 4-12
028559, Hose, Air Cleaner - Kubota 2-4
028572, Gasket, Kit -Upper Kubota (V1505T) 4-12
028577, Kit, Hyd Motor Seal 3-8
028578, Kit, Hydraulic Pump Seal 3-4, 3-6
028580, Shim, 425HD Gear Box 4-18
028580-1, Shim, 421D Gearbox 4-18
028593, Clamp, 3/4 EMT Coated 4-12
028596, Chain, 1/4" x 5-1/2" 2-34
028597, Air Filter, E1 Primary Elemnt Enginaire 2-4
028598, Filter, Enginaire E2 Inner Element 2-4
028601, Decal, Fwd/Rev Motion 1-4, 1-8, 2-6
028629, Sheave, Poly-v 5.16 OD Sds 4-20
028662, Radiator Fan, Kubota 4-12
028717, Bracket, Mount Gearbox (Right Hand) 4-20
028769, Actuator, 1500Lb 421 Deck Lift 2-26
028795, Arbor Shim, 1" ID x 1 1/2" OD x .047" 2-32
028818, Grommet, Fuel Tank Fitting 4-10
028938, Spacer, 1.015ID x 1.5" OD x 1/2" 4-20
028985, Pin Weldment, Deck Lift Pivot 2-26, 2-28
029214, Spacer, 1.00" OD x .41" ID x 1/4" Thk Nylon-Blk 2-6
029214, Spacer, 1.00" ODx.41" IDx1/4" Thk Nylon-Blk 2-26
029312, Arm Weldment, Left Drive Handle 2-20
029317, Arm Weldment, Right Drive Handle 2-20
029322, Block, Drive Handle Mount 2-20
029401, Handle Weldment, Right Drive 2-20
029431, Handle Weldment, Left Drive 2-20
029553, Alternator, Kubota Engine 4-12
029831, Lynch Pin, 3/8" X 1 1/2" Znc 5-32
029842, Bushing, 3/4 Id X 1 Od X 1 Oil 5-14
029842, Bushing, 3/4" ID x 1" OD x 1" Oil 4-24, 5-16, 5-18
029843, Idler Assembly, 325E Low 5-14, 5-18
029844, Idler Weldment, 325 Low 5-18
029889, Washer, 2 1/2" x 11/16" x 3/16" Nylon 5-10, 5-12
029899, Yoke, 1/2-20 Rod End 5-32
038163, Bolts, Battery Hold-Down 4-32
040200, Clamp, 1 3/4" Worm 4-14
040256, Decal, Warning, Outer Decks -- German 1-8
040257, Decal, Warning, Outer Decks -- French 1-8
040258, Decal, Warning, Outer Decks -- Italian 1-8
040259, Decal, Warning, Outer Decks -- Spanish 1-8
040260, Decal, Warning, Outer Decks -- Danish 1-8
040267, Decal Kit, European Languages 1-8
040299, Bushing, Rubber 4-24
040396, Spacer Hydro Actuator 2-8, 2-12
040615, Plug, 1/4-18 NPT SCHD W/3M EF/ER Gearbox 4-22
040639, Oil, SHC 75W90 32oz 4-22
040642, Oil, TTF-SB 32oz Bottle Hydro 3-2
040643, Casting, Mach R100-Tap Stnd 4-22
040647, Bearing, Cup TMKN#L44610 4-22
040648, Bearing, Cone TMKN # L44643 4-22
040650, End Cap, CP-1.500-.187 D. #7647 4-22
040652, Plug, 1/8-27 NPT SCHD W/3M 4-22
040756, Fitting, 1/2" MPT x 5/8" Barb 90el, Stl 3-10, 3-12
040759, Plug, Oil Filler for Kubota Engine 4-12
040805, Gearbox, 1tol Right Hand 4-20
040808, Cable Assembly, Brake 421D Left 3-8

Part Number Index

- 040809, Cable Assembly, Brake 421D Right 3-8
040836, Tensioner Weldment, 421D Drive 5-16
040838, Tensioner Assembly, 3682 Main Drive 5-16
040850, Decal, Belt Diagram 3682 1-4, 1-8, 2-6
040871, Decal, Control Box Front 3682 1-4, 1-8, 2-16, 2-18
040872, Decal Set, Hood 3682 1-4, 1-8
040907, Hose, 5/8" x 2-3/4" Rt Cooler to Lft Cooler 3-2, 3-10
040910, Decal, Warning Operate From Seat 1-4, 1-8
040911, Decal, Warning Operate With Guards 1-4, 1-8
040912, Decal, Danger, Thrown Objects/Arrow 1-4, 1-8
041002, Plate, Seat Back 4-6
041019, Plate, Cleanout Radiator 4-2
041021, Plate, Outer Rocker Limit 5-20, 5-22
041027, Fitting, 3/8" hose-5/8 hose tee w/bolt 3-2
041027, Fitting, 3/8" Hose-5/8" Hose Tee w/Bolt 2-2
041052, Frame Weldment, Front End 2-14
041077, Pan Weldment, Seat 421D/3682 2-6
041083, Valve, Two Tank Diverter 2-2, 4-6
041084, Pump Assembly, 421 Right 3-4
041085, Pump Assembly, Hydro BDP-21L-103 Left 3-6
041087, Fender Weldment, Right 4-2
041088, Fender Weldment, Left 4-2
041091, Cover, 421 Front Transitional 5-2
041092, Cover, 421 Back Transitional 5-2
041093, Cover, 421 E3 Belt 5-2
041094, Cover, 421 E1 Belt 5-2
041095, Cover, 421 E4 Belt 5-2
041099, Mount Weldment, Front Eng/Gearbox 4-18
041101, Mount Assembly, 421 Front Motor/Gearbox 4-18
041114, Tank Assembly, 421 Hyd 3-12
041115, Plate, Fuel Filter Mount 4-6, 4-8
041119, Yoke Weldment, Right Front Wheel 2-14
041120, Yoke Weldment, Left Front Wheel 2-14
041126, Block, Hydro Activator 3-4, 3-6
041127, Block, Activator Clamp 3-4, 3-6
041128, Link, Hydro Activator 3-4, 3-6
041129, Firewall Assembly, 421D 2-2
041137, Pin Weldment, Deck Lift Pivot**OBS** 2-26
041138, Plate Weldment, Deck Lift 2-26, 2-28
041139, Plate Weldment, Deck Lift Actuator 2-26
041142, Arm Weldment, Deck Assist 2-34
041146, Channel, Weldment -Drive Centering Right 2-20
041148, Channel, Weldment -Drive Centering Left 2-20
041150, Arm Weldment, Right Lower Drive 2-20
041151, Arm Weldment, Left Lower Drive 2-20
041155, Screen, Rear Hood 4-2, 4-4
041156, Tank Assembly, 5 Gallon Fuel 4-6
041158, Chain, 1/4" x 6 3/4" 2-28
041158, Chain, 1/4" x 6-3/4" 2-26
041160, Rod Weldment, Right Deck Lift 2-26, 2-28
041161, Fitting, #8JIC - #8 SAE EL 45Deg 3-4, 3-6
041173, Clamp, 1 3/4" Muffler 4-28, 4-30
041175, Cap, Hyd Tank w/Dipstick 3-12
041177, Caliper, 421 Right Brake 3-8
041178, Caliper, 421 Left Brake 3-8
041180, Hose Assembly, 26
" OAL x 1/2" Hyd 3-8
041180, Hose Assembly, 26 OAL x 1/2" Hyd 3-2
041182, Rod, Battery Hold Down 4-32
041186, Pan Assembly, Seat 421D/3682 Model 2-6
041187, Cap, Fuel Tank 4-6
041188, Spring, 3/4" x 5 1/2" x .095" Wire 2-20
041192, Clip, Handle Deck 2-6
041193, Bracket, Deck Bar Holder 2-6
041200, Decal, Fuel Switch 421D 1-4, 1-8, 2-2
041204, Decal, Contrl Box Frnt 3682 W/Pwr Out 1-4, 1-8
041204, Decal, Contrl Box Front 3682 W/Pwr Out 2-16
041204, Decal, Control Box Front 3682 W/Pwr Out 2-18
041205, Decal, Thrown Objects CE Std 1-8
041206, Decal, Caution Symbol CE Std 1-9
041208, Decal, Pinch Point 2-2
041208, Decal, Pinch Point/Instructions CE Std 1-4, 1-8
041209, Decal, Keep Away/Rotating Drive Line CE 1-9
041518, Plate, Deck Lift Lock 2-26, 2-28
041571, Tube Weldment, Front Pull 5-8
041572, Grass Chute, John Deere 5-28
041583, Pin Weldment, Front Top Pull 5-8
041584, Pin Weldment, Front Bottom Pull 5-8
041606, Rod Assembly, 421D Deck Height 5-20, 5-22, 5-24, 5-26
041622, Bolt, 1/2-20 X 8" Hex Head Grade 5 5-26
041622, Bolt, 1/2-20 x 8" Hex Head Grade 5 5-8
041629, Rod Assembly, 3682 E2 Deck Lift 5-32
041630, Belt, Insta-Power 85830 5-2, 5-16
041631, Spring, .72" x 1.5" x .063" Compression 5-8, 5-26
041632, Cover Assembly, 421HD E1 5-2
041633, Cover Assembly, 421HD E3 5-2
041634, Pulley, BK62-7/8 5-12
041635, Cover Assembly, 421HD E4 5-2
041636, Cover Assembly, 421HD E4 Front 5-2
041637, Cover Assembly, 421HD E4 Rear 5-2
041645, Chute Assembly, Grass 5-28

Part Number Index

- 041651, Spacer, .89" ID x 1 1/2" OD x 3/4" 5-12
041652, Rod Assembly, 421HD Deck Height 5-8
041659, Axle Rod, Anti-scalp Rlr 5-34
041662, Bracket Weldment, 421HD 5-34
041664, Anti-Scalp Roller Assembly, 421D 5-34
041669, Socket, 12V Accessory Panel Mount 2-16, 2-18
041670, Wiper Assembly, Deck Hinge 5-6
041671, Wiper, Deck Hinge 5-6
041672, Strip, Deck Hinge Wiper 5-6
041683, Decal, 82in 1-4, 1-8
041684, Wheel Hub Assembly, Demountable 5-40
041684, Wheel Hub Assy, Demountable 5-38
041685, Handle Assembly, 421D Deck Lift 2-6
041687, Bushing, 1/2" OD x 7/16" ID x 1-1/4" Flg
Brz*OBS* 2-26
041692, Tube, 5 In Anti-Scalp 5-36
041693, Bolt, 3/8-24 x 1 1/2" Hex Head Grade 5 w/Hole
5-12
041694, Shur Grip, 421D Seat Pan 2-6
041701, Idler Pulley, 421D 4-24
041702, Belt, Hydro BX35 4-26
041707, Spacer, 1" OD x 5/8" ID x 1-5/8" Lng 4-24
041708, Arm, Hood Link 4-2, 4-4
041709, Spacer, Hood Latch 4-2, 4-4
041713, Rod, Rr Whl Deck Lift EF E2 5-32
041714, Spring, Deere Rh Torsion 5-28
041723, Strap, Hyd Tank Support 3-12
041727, Spacer, 3/4" OD x 1/2" ID x 7/16" Long 2-6
041734, Belt, Poly Rib 34.06 K10 4-20, 4-26
041738, Clutch, Diesel Warner Poly-V 4-26
041741, Clutch Assembly, Diesel Poly-V Complete 4-26
041746, Handle Assembly, Parking Brake 421D 2-24
041771, Bracket, Mount Gearbox (Left Hand) 4-20
041795, Hose, 421D Hyd Pump Tank 3-2
041797, Stator Assembly, Clutch Drive 4-26
041811, Brake Weldment, Hand 2-24
041813, Pin, Sliding Brake 2-24
041816, Brake Assembly, Hand 2-24
041817, Strap, Seat Pan Stop 2-6
041845, Spindle Assembly, 421 Blade 5-10
041846, Spindle Assembly, 421 Blade 5-12
041922, Plate, Transition Rocker Limit 5-24
041994, Hood Weldment, Drive Unit 4-2
041997, Plate, Screen Retaining 4-2, 4-4
042003, Decal, Warning, Slope 1-4, 1-8
042876, Hose, 5/8" ID Tank To Filter 3-2, 3-12
042881, Belt, Kubota Fan Drive 4-12
042882, Pulley, Kubota 3.5" Dia. Fan 4-13
042898, Spacer, 3/4" Axle Bolt 5-30
043217, Cover, 1 1/4" Hole Plug 5-2
043224, Decal, Equipment, Height Adj EF 1-4, 1-8
043225, Decal, Articulator Logo Div WM 1-4, 1-8,
2-16, 2-18
043233, Strap, Overflow 4-14
043236, Grommet, Trash Guard 3682/3696 4-2, 4-4
043237, Nut, 3/8-16 x 2-1/4" Long 4-16
043238, Strut Assembly, 3682/3696 Radiator 4-16
043242, Plate, Cleanout 4" Radiator-3682 4-2, 4-4
043243, Plate Assembly, 3682 4" Rad Cleanout 4-4
043367, Pulley, 5" OD Idler 5-16
043367, Pulley, Idler Flat 5-14, 5-18
043441, Washer, Fuel Tank Retaining 4-10
043442, Washer, Fuel Tank Double 4-10
043459, Switch, DPST NO 5A Plunger 2-24
043543, Pulley, 5 in OD V Groove 5-14
043543, Pulley, 5" OD V Groove 5-18
043543, Pulley, 5" OD V-Groove Idler 5-16
043700, Housing Weldment, Spindle 5-10, 5-12
044006, Seat, Air Ride - Gray 2-6
044519, Latch, Hood - Drive Unit 4-2
044545, Strap, Guard Mount 2-32
045254, Hose, Bushing 4-26
045270, Pulley, 5" OD Idler, V Groove 5-14, 5-16, 5-18
045271, Pulley Assembly, 5" OD Idler, V Groove 5-14,
5-18
045272, Boss, Idler Pulley Standoff 5-14, 5-18
045295, Pulley Assembly, 5" OD Idler, Flat 5-14, 5-16,
5-18
045296, Pulley, 5" OD Idler, Flat 5-14, 5-16, 5-18
045297, Boss, Idler Pulley Standoff 5-14, 5-16, 5-18
045344, Cable Assembly, Brake 3682 Right 3-8
045345, Cable Assembly, Brake 3682 Left 3-8
045436, Rod, Left Radiator Support 4-16
045441, Cooler Assembly 3-10, 4-14
045443, Bracket, Oil Coller Horiz. Mount 3-10
045444, Rod, Right Radiator Support 4-16
045447, Mount Weldment, 100 Series Left Gearbox 4-20
045449, Mount Weldment, 100 Series Right Gearbox
4-20
045512, Wheel Yoke Assembly, 9" 5-20, 5-22, 5-24,
5-30
045518, Bracket, Oil Cooler Vert. Mount 3-10
045520, Grommet, Radiator Wall Top 4-14
045521, Grommet, Radiator Wall Top 2-2
045522, Grommet, Firewall Lower 2-2
045523, Grommet, Firewall Lower 2-2
045524, Grommet, Radiator Wall Lower 4-14
045525, Axle Assembly, 3682 Front 2-14

Part Number Index

- 045526, Wheel Assembly, 3682 Left Swivel 2-14
045527, Wheel Assembly, 3682 Right Swivel 2-14
045534, Control Assembly, Left Drive Hand 2-20
045535, Control Assembly, Right Drive Hand 2-20
045540, Flap, Rubber Guard 2-32
045545, Actuator Assembly, Magnetic Switch 2-20
045546, Motor Assembly, 3682 Left Hydraulic 3-8
045547, Motor Assembly, 3682 Right Hydraulic 3-8
045552, Grommet, Radiator Cleanout Plate 4-2
045553, Handle Assembly, Throttle 2-22
045560, Muffler Assembly, 36HP ZT Drive 4-28
045561, Hanger, Exhaust 4-28, 4-30
045651, Decal, No Step 1-4, 1-8
045694, Grommet, 4" Radiator Wall Side 4-14
045763, Washer, Pivot Bolt Spacer 5-4
045799, Grommet, 3682 E4 Cover 1 5-2
045800, Grommet, 3682 E4 Cover 2 5-2
045801, Decal Kit, 3682 US 1-4, 1-8
045807, Grommet, 3682 E3 Cover 5-2
045808, Grommet, 3682 E3 Cover 2 5-2
045809, Grommet, 3682 E1 Cover 5-2
045810, Grommet, 3682 E1 Cover 5-2
045811, Grommet, 3682 E4 Cover 5-2
045821, Spacer, 3682 Firewall 2-2
045878, Seal, TC-1.00-1.50-.187 Polyacr Gearbox 4-22
045886, Coolant Recovery Kit 4-14
045891, Latch, Long Hood - Drive Unit 4-2, 4-4
045897, Plate, Decal Fuel 4-10
045919, Strap, Hyd Tank Support 3-12
045943, Hose, 5/8" x 6 1/2" Neoprene Hyd 3-12
045943, Hose, 5/8" x 6-1/2" Neoprene Hyd 3-2
045944, Hose, 5/8" x 38" Braided Hyd 3-2
045945, Hose, 3/8" Hyd x 60" Low Pressure 3-2
045945, Hose, 3/8" x 20" Low Pressure Hydraulic 3-6
045946, Hose, 3/8" Hyd x 29" Low Pressure 3-2
045946, Hose, 3/8" x 29" Low Pressure Hydraulic 3-4
045947, Hose, 3/8" Hyd x 20" Low Pressure 3-2
045947, Hose, 3/8" x 60" Low Pressure Hydraulic 3-6
046008, Radiator Assembly, D37 4-14
046129, Meter, Digital LCD Hour 2-16, 2-18
046559, Switch, DPST N/O N/C 2-24
046613, Seat Assembly, 3682 2-6, 2-10
046800, Key, 5/16" X 1" Woodruff 3-8
046931, Hsg, R100 Mach Thru 1/8-3X 4-22
046932, Shaft/Gear Assembly, Stub 4-22
046933, Shaft/Gear Assembly, Cross 4-22
046934, Ring, Superior Gearbox Retaining R100 4-22
046937, Washer, Cup For 1" Shaft 4-22
046949, Fuel Stop Solenoid 4-12
046950, Plug Adaptor 4-12
047539, Tank Assembly, Diesel Dual Fittings 4-8, 4-10
047600, Kit, Hydro-Gear Flow Test 3-2
047655, Weldment, Clutch Stop 4-26
047656, Plate Weldment, Clutch Pin 4-26
047658, Stop Assembly, Clutch 4-26
047783, Switch Wafer, Seat w/Leads 2-7
047906, Decal, 3696/3682 Belt Alignment 1-4, 1-8, 2-6
048155, Loom, Clutch Wire 4-26
048166, Washer, Clutch Capture 4-26
048454, Hub, Demountable 5-40
048455, Spacer, 3/4" Wheel Bearing 5-38, 5-40
048489, Mount Weldment, 100 Series Left Gearbox 4-20
048495, Idler Assembly, Main Drive Belt 4-20, 4-24
048496, Pivot Weldment, Idler 4-24
048498, Gearbox Assembly, 36 HP 4-18
048498, Gearbox Assembly, 36HP 4-20
048535, Weldment, Diesel Control Box 2-16
048644, Handle, Foam .625" x 6" x 3/16" Wall 2-6
048657, Mount Weldment, 100 Series Left Gearbox 4-20
048658, Mount Weldment, 100 Series Right Gearbox 4-20
048764, Fitting, 1/4" NPT x 1/4" Hose Barb 90 Deg E1 M 4-6
048898, Disc, Anti-Scalp Blade 5-10, 5-12
049170, Plate, 3682 Bolt In Mulching 5-28
049174, Seal, V-Ring V-25A 22mm ID (R) 4-22
049178, Firewall Weldment, 3682 4-8
049178, Weldment, Firewall 3682 2-2
049179, Decal, Control Box 3682 2-16
049190, Box Assembly, 3682 Control 2-16
049300, Decal, Diesel Exhaust Warning 1-4, 1-8
049805, Clutch Kit, Pulley, Armature and Rotor 4-26
050477-1, Light Assembly, LED Red 3/16 FI Male Quicks 2-18
050477-1, Light Assy, LED Red 3/16 FI Male Quicks 2-16
050477-3, Light Assembly, 3682/3696 2-16, 2-18
052147, Harness, 3696 Op Box Wire 2-16, 2-18
052151, Control Module, 3682/3696 Relay 2-2
055173, Seal, Oil-28,33,36 HP Kubota 4-12
055174, Pipe, Breather-33,& 36 HP Kubota 4-12
055175, Pipe, Water-36 HP Kubota (Rubber) 4-12
055359, Shaft, Tapered 1.25 Parkr MB29 018741 3-8
055490, Hose, 5/8" x 1-3/4" Rt Cooler to Lft Cooler 3-10
055908, Deck Weldment, 3682 A1 5-2
055909, Deck Weldment, 3682 A2 5-2
055910, Deck Weldment, 3682 A3 5-2
055911, Deck Weldment, 3682 A4 5-2

Part Number Index

- 056240, Bushing, 3/4" ID x 1-1/4" OD x 13/16" Oil 5-32
056380, Rocker Assembly, 3682 A1 5-20
056381, Rocker Assembly, 3682 A3 5-22
056382, Rocker Assembly, 3682 A4 5-24
056383, Tube Weldment, Left Rocker 5-20
056384, Tube Weldment, 3682 A3 5-22
056385, Rocker Tube Weldment, 3682 A4 5-24
056386, H Block Weldment, 3682 A1 5-20
056387, H Block Weldment, 3682 A3 5-22
056388, H Block Weldment, 3682 A4 5-24
056392, Rocker Assembly, 3682 A3 5-32
056393, Pivot Weldment, A2 Deck Rear Wheel 5-32
056412, Chain Collar Weldment 5-32
056413, Spring Collar Weldment 5-32
056510, Muffler, ACS Limited 36HP Kubota 4-28, 4-30
056514, Ring, Ext 1.0 Shaft .080 Thk Retaining 4-22
056553, Manifold, 1505 Kubota Exhaust 4-12
056591, Decal, 18 PSI 1-4, 1-8
056599, Spring, 1" x 6" x .115" Dia. Wire 4-24
056600, Wheel Assembly, 9" x 3.5" Reliance DM 5-40
056600, Wheel Assembly, 9x3.5 Reliance DM 5-20,
5-22, 5-24, 5-30, 5-32
056600-1, Tire, Carlisle Reliance 5-40
0566251, Hose, Lower Left Radiator 4-14
056628, Cushion, Seat 2-10
056641, Damper Kit, P630 Seat 2-10
056648, Bypass Hose, Kubota Water Pump 4-12
057000, Pipe Assy, Kubota Over Flow 4-12
057044, Top, Battery Box 4-32
057176, Cylinder, 521E deck Lift 2-28
057400, Pump, 21cc w/ Aux pump w/650psi Relief-R 3-4
057505, Bolt, 5/16-18 x 2" Elevator 2-24
057509, Gasket, E-Manifold Kubota 16299-12360 4-28,
4-30
057510, Fitting, #4ORB Male to #4JIC 45 Deg Male 3-4
057522, Decal, Fuse Block 2-16, 2-18
057573, Valve Assembly, 3682 2-30
057578, Plate Weldment, Deck Lift Actuator - 1/2 2-28
057579, Deck Lift Assembly, 3682 Cylinder 2-28
057580, Hose Assembly, 1/4" Hyd X 33" 2-30
057580, Hose Assembly, 1/4" Hyd X 33" 3-2
057582, Hose Assembly, 1/4" Hyd x 28" 2-30, 3-2
057583, Hose Assembly, 1/4" Hyd x 32-1/2" 3-2
057583, Hose Assembly, 1/4" hyd x 32-1/2" 2-30
058263, Grommet, 3682 Battery Cover 4-32
058264, Cover Assembly, 3682 Battery 4-32
058296, Hood Assembly, 3682 Drive Unit 4-4
058298, Hood Weldment, 3682 - Drive Unit 4-2, 4-4
059105, Yoke Weldment, 9" 5-30
059154, Tail Pipe, ACS 36HP Kubota 4-30
059154, Tail Pipe, ACS 36HP Kubota 4-28
059155, Spring, ACS 36HP Kubota 4-28, 4-30
061800, Block, Fuse 4-34
061801, Connector, 3 Prong 4-34
061802, Connector, 2 Prongs 4-34
061803, Connector, 1 Prong 4-34
061804, Kit, Fuse Block, 3682 & 96 4-34
061807, Clamp, Dixon Worm Gear HSS6 Hose 3-4, 3-6
061807, Hose Clamp, Dixon Worm Gear HSS6 3-10,
3-12
062005, Sure Grip, 100zt Footpan 2-14
062007, Sure Grip, 100zt Top Footpan 2-14
062051, Washer, Water Shed Pulley 5-14, 5-16, 5-18
062115, Bushing, .875" Bearing 5-20, 5-22, 5-32
062115, Bushing, .875" Bearing 5-24
0621151, Bushing, .875" Bearing 5-4
062135, Kit, (1) Tire & (2) Yellow Wheel Halves 5-40
062149, Sleeve, .875" x 1.14" Long Bushing 5-4
0621491, Sleeve, 7/8" OD x 5.00" Long Bushing 5-32
0621621, Sleeve, 7/8" OD x 5.88" Long Bushing 5-20,
5-22
0621681, Sleeve, 7/8" OD x 5.00" Long Bushing 5-20,
5-22, 5-24
062405, Decal, 3682/3696 Hydro 1-4, 1-8
062429, Decal, Lastec Made in USA 1-4, 1-8, 2-16,
2-18
063212, Cap, Diesel Starter Switch 2-16, 2-18
063218, Gauge, Temperature 0-250 Deg Electric 2-18
063219, Sender, Water Temperature 0-250 Deg 2-18
063220, Gauge, Tachometer 0-4000 RPM 16-Pole 2-18
063222, Box Assembly, 3682 Control 2-18
063223, Weldment, Diesel Control Box 2-18
063228, Decal, Control Box 3682/3696 1-4, 1-8, 2-18
063250, Spacer, 3/4" OD x 1/2" ID x 4.91" Long 4-20
063251, Cap, Diesel Fuel Tank Vented 4-10
063265, Blade, 21" x 2 1/2" x 1/8" Low-Lift Ultra 5-10,
5-12
063327, Decal, 3682/96 Gearbox Fluid 1-4, 1-8
063385, Plate, Fuse Holder Mount 2-18
063397, Service Kit, 3682 Exhaust Replacement 4-30
063893, Pump, Water - Kubota 4-12
0638941, Gasket, Water pump - Kubota 4-12
0642432, Bracket, Radiator Support Lower 4-14
0642442, Bracket, Radiator Support Upper 4-14
064245, Pipe, Radiator Water Kubota V1505 D1105
(Steel) 4-12
064277, Decal, Fuse Position 1-4, 1-8
064419, Wall Weldment, Radiator 4-14

Part Number Index

064437, Radiator Assembly, D45 4" 4-14
064485, Wire Harness, 3300 Gauge Kit 2-18
064500, Nut Assembly, 3/8-16 Cover Retaining 5-42
064517, Kit, 3682 CE Hardware 5-42
064546, Decal, Wing Control Valve Direction 1-4, 1-8
064601, Seat Kit, Air Suspension 2-12
064602, Seat, Air Suspension (Grey w/ Arm Rests) 2-12
064602-1, Seat, Armrest Kit (For 064602) 2-12
064602-2, Seat, Linkage Assembly Kit (For 064602) 2-12
064602-3, Seat, Wire Harness (For 064602) 2-12
064602-4, Seat, Slide Kit (For 064602) 2-12
064602-5, Seat, Compressor Kit (For 064602) 2-12
064602-6, Seat, Seat Cushion Kit (For 064602) 2-12
064602-7, Seat, Spring and Saddle Kit (For 064602) 2-12
064602-8, Seat, Back Cushion Kit (For 064602) 2-12
064602-9, Seat, Water Drain Kit (For 064602) 2-12
064603, Harness Assy, Air Suspension Seat 2-12
064652, Fitting, Fuel 1/4 Bulkhead w/ Screen 4-10
067065, Decal Kit, CE Deck 1-8
067083, Seat, Safety Switch (For 064602) 2-12
067084, Seat, Air Valve Assembly (For 064602) 2-12
067381, Battery, Group 26 w/Handle 4-32
067397, Handle, Deck Lift Valve 2-30
067775, Jumper, Kubota Key Switch 2-18
067790, Spindle Assembly, E1 - E3 5-10
067791, Spindle Assembly, E2 5-12
072603, Tank Weldment, 3682 Hyd 3-12
072671, Tire Assembly, 24-12 x 12 K500 6 Ply POS OS 3-8
072672, Rim, 12" x 8-1/2 Spoked 4 1/2 BC POS 3-8
072673, Tire, 24" x 12-12 Kenda 500 6-Ply 3-8
072832, Nut, 3/8-16 x 1-1/8" Coupling Plated2 4-16
072884, Fitting, 1/4-28 65 Deg Grease 5-40
072884, Fitting, 1/4-28 65° Grease 5-38
073228, Gauge, Fuel Indicator Threaded Sealed 4-10
073229, Nut, Fuel Gauge 4-10
073230, Tank Assembly, 7 Gallon Diesel Dual Fitting 4-10
073384, Seat, SK650 Ash Gray w/ 2 Pockets Deboss 2-8
075975, Fitting, Zerk 3/8-24 Grease 5-10
085614, Grommet, Rubber 2 1/2" Dia 4-10
085614, Grommet, Rubber 2 1/2" Dia. 4-14
105249, Pulley Assy, 5In OD Idler, V Groove Tall 5-16
105735, Seat Assembly, 3682/3696 2-6, 2-8

A

A149, Wheel Rim Assembly, 9" x 3.5", UF, DM 5-38
A150, Wheel Assembly, 9" x 3.5" Uf Dm 5-38
A150, Wheel Assembly, 9x3.5 Uf Dm, Foam-Filled

5-20, 5-22, 5-24, 5-30, 5-32

A250, Wheel Assembly, 13" x 5.00-6 2-14

F

F04203-6, Rivet, 3/16 Dia x 3/8-1/2 Grip Range Pop 2-32
F04203-6, Rivet, 3/16" Dia x 3/8-1/2" Grip Range Pop 5-42

F04254-12, Ring, 62mm IR Din #472 Retaining 5-14, 5-16, 5-18

F04254-46, Ring, 3/4" External Retaining 4-20

F05004-1, Screw, 10-24 x 1/2" Sl Hex Machine 2-18

F05004-112, Stud, 5/16-24 x 3/4" Press In Zinc 5-38

F05004-123, Bolt, 3/8-16 x 3 1/2" Hex Head Grade 5 2-6

F05004-14, Screw, 4-40 x 1/2 Sl Rnd Head Machine 2-20

F05004-18, Screw, 10-24 x 5/8" Unsl Indent HH Machine 2-2, 4-10

F05004-47, Bolt, M8 x 125 x 16mm Hex Head 4-28, 4-30

F05004-47, Bolt, M8x125x16mm HH 4-12

F05004-78, Screw, #10-24 x 3/8" BO SBHC 2-24

F05004-93, Screw, 6-32 x 3/4" SBHC SS 2-16, 2-18

F05005-1, Bolt, 1/4-20 x 3/4" FT Hex Head Cap 3-12

F05005-101, Bolt, 1/4-20 x 1" Hex Head Grade 5 4-6, 4-8

F05005-101, Bolt, 1/4-20 x 1" Hex Head Grade 5 3-4, 3-6, 3-10

F05005-116, Bolt, 1/4-20x1 1/4 HH Gr5 2-22

F05005-118, Screw, 1/4-20x1 Fhs 5-24

F05005-123, Bolt, 1/4-20 x 3/4" Hex Head Grade 5 4-6

F05005-123, Bolt, 1/4-20 x 3/4" Hex Head Grade 5 2-6, 3-12, 5-38

F05005-123, Bolt, 1/4-20x3/4 HH Gr5 3-10

F05005-137, Bolt, 1/4-20 x 5/8" Hex Head Grade 5 4-8

F05005-147, Screw, 1/4-20 x 1/2" Serrated Cup Pt Set BO 5-10, 5-12

F05005-15, Bolt, 1/4-20 x 1/2" Hex Head 2-16, 2-18

F05005-165, Bolt, 1/4-20 x 1 3/8" Hex Head 4-20

F05005-79, Screw, 1/4-20 x 1/2" Hex Head Cap Gr5 4-2

F05005-79, Screw, 1/4-20 x 1/2" Hex Head Grade 5 4-4

F05006-102, Bolt, 5/16-18 x 3/4" Hex Head 4-20

F05006-102, Bolt, 5/16-18 x 3/4" Hex Head Gr5 Zinc 4-2

F05006-102, Bolt, 5/16-18 x 3/4" Hex Head Grade 5 4-4

F05006-102, Bolt, 5/16-18 x 3/4" Hex Head Grade 5 2-4

F05006-102, Bolt, 5/16-18x3/4 HH Gr5 Zinc 3-10

F05006-110, Bolt, 5/16-18 x 9" Hex Head Grade 5 5-28

F05006-111, Bolt, 5/16-18 x 1.25 SHCS B/O 4-22

F05006-129, Screw, 5/16-18 x 3/8" Set w/Nylon Patch 4-20

F05006-13, Bolt, 5/16-18 x 2" FT Hex Head 2-24

F05006-137, Bolt, 5/16-18 x 1-3/4" SHC 4-24

Part Number Index

F05006-27, Bolt, 5/16-18 x 1" Hex Head Grade 5 4-2, 5-6	F05008-102, Bolt, 1/2-13 x 2" Hex Head Grade 5 5-26
F05006-27, Bolt, 5/16-18 x 1" Hex Head Grade 5 2-10, 4-26	F05008-104, Bolt, 1/2-20 x 1" Grade 8 Wheel Lug 3-8
F05006-5, Bolt, 5/16-18 x 3/4" Hex Head Cap 4-2	F05008-107, Bolt, 1/2-13 x 6" Hex Head Grade 5 4-20
F05006-76, Bolt, 5/16-18x1 1/2 Hex Head Grade 5 FT 5-18	F05008-16, Bolt, 1/2-13 x 4 1/2" FT Hex Head 2-26
F05006-81, Bolt, 5/16-18x1 3/4" FT Hex Head Grade 5 2-24	F05008-162, Bolt, 5/16-18 x 1 1/2" Hex Head Grade 8 Yellow 4-20
F05006-86, Bolt, 5/16-18x3/4 Carriage 3-10	F05008-169, Bolt, 1/2-13 x 4" Grd 8 Hex Head Yellow Zinc 2-28
F05006-93, Bolt, 5/16-18 x 1 1/4" Hex Head FT Grade 5 2-20, 3-4, 3-6, 3-8, 4-26	F05008-23, Bolt, 1/2-13 x 3" Hex Head Grade 5 4-14
F05007-118, Bolt, 3/8-16 x 3/4" Hex Head Grade 5 5-30	F05008-23, Bolt, 1/2-13 x 3" Hex Head Grade 5 4-18
F05007-118, Bolt, 3/8-16 x 3/4" Hex Head Grade 5 2-14, 2-20, 2-26, 2-28	F05008-28, Bolt, 1/2-13 x 5 1/2" Hex Head Grade 5 3-8
F05007-123, Bolt, 3/8-16 x 1 1/4" Hex Head Grade 5 2-12, 3-4, 3-12, 4-28, 4-30	F05008-33, Bolt, 1/2-13 x 1 1/2" Hex Head Grade 5 5-32
F05007-124, Bolt, 3/8-16 x 2" Hex Head Gr5 4-2	F05008-33, Bolt, 1/2-13 x 1 1/2" Hex Head Grade 5 3-4, 3-6, 5-16
F05007-124, Bolt, 3/8-16 x 2" Hex Head Grade 5 4-4	F05008-33, Bolt, 1/2-13 x 1 3/4" Hex Head Grade 5 5-10, 5-12
F05007-125, Bolt, 3/8-16 x 2 1/2" Hex Head Grade 5 4-26	F05008-35, Bolt, 1/2-13 x 4 1/2" Hex Head Grade 5 2-2
F05007-139, Bolt, 7/16-14 x 2" Hex Head Grade 5 2-26, 2-28, 2-34	F05008-38, Bolt, 1/2-13x1 1/4 SH BO 5-4
F05007-156, Bolt, 7/16-20 x 1 1/2" Hex Head Grade 5 4-26	F05008-61, Bolt, 1/2-13x3 1/2 HH Gr5 5-36
F05007-165, Bolt, 3/8-16 x 1" Carriage 5-34	F05008-66, Bolt, 1/2-13 x 5" Hex Head Cap Grade 5 3-8, 4-18
F05007-165, Bolt, 3/8-16 x 1" Carriage Grade 5 4-14	F05008-71, Bolt, 1/2-13 x 1" Hex Head Full Thread 5-34
F05007-167, Screw, 3/8-16 x 1" BH SHC Grade 5 2-6	F05008-71, Bolt, 1/2-13 x 1" Hex Head Full Thread 2-10
F05007-170, Bolt, 7/16-14 x 4-1/2" Hex Head Grade 8 2-26	F05008-74, Bolt, 1/2-13 x 2 1/2" Hex Head Grade 5 2-26
F05007-185, Bolt, 3/8-16 x 7/8" Hex Head Grade 5 5-8	F05008-74, Bolt, 1/2-13x2 1/2" Hex Head Grade 5 5-18
F05007-185, Bolt, 3/8-16 x 7/8" Hex Head Grade 5 3-12, 4-14	F05008-96, Bolt, 5/16-18 x 1 1/2" Hex Head Grade 5 4-20
F05007-195, Bolt, 3/8-16 x 4-1/2" SHC Zinc 4-2, 4-4	F05008-96, Bolt, 5/16-18 x 1 1/2" Hex Head Grade 5 2-10, 2-20, 2-30
F05007-223, Bolt, 3/8-16 x 2" Hex Head Grade 8 4-18	F05009-104, Bolt, 3/4-10 x 6 Grade 5 Carriage 5-20, 5-22, 5-24
F05007-35, Bolt, 3/8-16 x 4 1/2" Hex Head 4-2	F05009-104, Bolt, 3/4-10 x 6" Gr5 Carriage 5-30
F05007-7, Bolt, 3/8-16 x 1" Hex Head Cap 2-32	F05009-107, Bolt, 5/8-11 x 8" Hex Head Grade 5 5-20, 5-22
F05007-73, Bolt, 3/8-16 x 3" Hex Head Grade 5 2-2	F05009-113, Bolt, 5/8-11 X 2 HHB GR5 ZINC 5-4
F05007-74, Screw, 3/8-24 x 1" Bo Shc 4-20	F05009-116, Bolt, 5/8-11 x 2" Carriage Grade 5 5-32
F05007-78, Bolt, 3/8-16 x 1 1/2" Hex Head Grade 5 2-6, 2-26, 2-28, 3-4, 4-14, 4-16	F05009-19, Bolt, 5/8-18 x 1 1/2" Hex Head Grade 5 Zinc 5-10, 5-12
F05007-87, Bolt, 3/8-16 x 1" Hex Head Grade 5 4-14, 5-28	F05009-39, Bolt, 5/8-11 x 6 1/2" Hex Head Grade 5 5-20, 5-22, 5-24
F05007-87, Bolt, 3/8-16 x 1" Hex Head Grade 5 2-2, 2-20, 2-24	F05009-52, Bolt, M10 x 25 10.9 Hex Hd 4-14
F05008-10, Bolt, 1/2-13 x 2 1/4" Hex Head Grade 5 2-6	F05009-52, Bolt, M10 x 25 10.9 Hex Head 4-30
F05008-10, Bolt, 1/2-13x2 1/4 Hh Gr5 5-14	F05009-52, Screw, M10-1.25 x 25mm Hex Head Grade 10.9 4-18, 4-26
F05008-102, Bolt, 1/2-13 x 2" Hex Head Grade 5 3-6, 5-14	F05009-52, Screw, M10-1.25x25mm HH Gr10.9 4-12
	F05009-62, Bolt, 5/16-18 x 1 1/4" Hex Head 2-20
	F05009-93, Bolt, 5/8-11 x 3 1/2" Hex Head Grade 5 4-24
	F05010-1, Nut, 3/8-16 Hex 4-16
	F05010-10, Nut, 3/8-16 Hex Nyl Lock 4-14, 5-28, 5-34

Part Number Index

- F05010-10, Nut, 3/8-16 Hex Nyloc 2-2, 2-6, 2-12, 2-20, 2-24, 3-4, 3-6, 3-12, 4-18, 4-28, 4-30
- F05010-10, Nut, 3/8-16 Hex Nylon Lock 5-2
- F05010-103, Nut, 3/4-10 Nylock 2-28
- F05010-121, Nut, 5/16-18 Nylon Locking Jam 5-14
- F05010-121, Nut, 5/16-18 Nylon Locking Jam 3-8
- F05010-122, Nut, 3/4-10 Half Nyloc 5-14, 5-20, 5-22, 5-24
- F05010-122, Nut, 3/4-10 Half Nyloc 5-16
- F05010-123, Nut, 3/8-24 Free 3-4, 3-6
- F05010-124, Nut, 3/8-16 Half Nyloc 4-2, 4-4
- F05010-124, Nut, 3/8-16 Half Nyloc 2-6, 2-26, 2-28, 3-4
- F05010-124, Nut, 3/8-16 Half Nylon Lock 5-2
- F05010-127, Nut, 1/2-13 Half Nyloc 5-14, 5-32, 5-36
- F05010-127, Nut, 1/2-13 Half Nyloc 5-18
- F05010-127, Nut, 1/2-13 Half Nyloc 2-10, 5-16
- F05010-127, Nut, 1/2-13 Half Nylon Lock 3-6, 4-20
- F05010-13, Nut, 1/4-20 Wing 4-32
- F05010-132, Nut, M8 Hex Nylock 2-6, 2-10
- F05010-135, Nut, 7/16-14 Nylock 2-26, 2-28, 2-34
- F05010-139, Nut, 7/8-14 Free 5-10
- F05010-14, Nut, #10-24 Keps 2-2
- F05010-142, Nut, 5/16-24 Taper Lug 5-38
- F05010-143, Nut, 7/16-14 Free 2-34
- F05010-156, Nut, 1/4-20 Half Nylock 4-2, 4-4
- F05010-156, Nut, 1/4-20 Half Nylock 2-22
- F05010-16, Nut, 1/2-20 Hex Jam 5-8, 5-26, 5-32
- F05010-16, Nut, 1/2-20 Hex Jam 2-26, 2-28
- F05010-160, Nut, 10-24 Hex Nylock 2-18
- F05010-164, Nut, 7/16-14 Jam Zinc 2-26, 2-28
- F05010-165, Nut, 1/2-20 Lh Jam Znc 5-32
- F05010-166, Nut, 3/8-24 LH Jam 3-4, 3-6
- F05010-17, Nut, 5/16-18 Hex 2-20, 2-24, 4-24, 5-18, 5-40
- F05010-177, Nut, 3/4-10 Stover Swaged 5-30
- F05010-178, Nut, 3/4-10 Flexloc 5-20, 5-22, 5-24, 5-32
- F05010-183, Nut, 5/16-18 U-Clip 2-4
- F05010-185, Nut, 5/8-11 Flexloc 5-4, 5-32
- F05010-185, Nut, 5/8-11 FlexLock 5-20, 5-22, 5-24
- F05010-20, Nut, 5/16-18 Keps 2-4, 4-24
- F05010-221, Nut, 5/16-18 Flanged Hex Nylock 5-18
- F05010-223, Nut, 1/2-13 Flanged Hex Nylock 5-18
- F05010-225, Nut, 3/4-10 Flanged Hex Nylock 5-18
- F05010-23, Nut, 5/16-18 Wing 3-10
- F05010-29, Nut, 3/8-16 Jam 2-20, 4-26
- F05010-31, Nut, 1/2-13 Jam 2-6, 2-26
- F05010-35, Nut, 1/2-13 Free Hex, Zinc 5-14, 5-18
- F05010-35, Nut, 1/2-13 Hex 5-10, 5-12
- F05010-43, Nut, #4-40 Hex 2-20
- F05010-44, Nut, #6-32 Hex 2-16, 2-18
- F05010-58, Nut, 5/16-18 Nylok Hex 4-2, 4-4, 5-28
- F05010-58, Nut, 5/16-18 Nylok Hex 2-8, 2-10, 2-20, 2-24, 2-30, 3-8, 3-10, 4-26
- F05010-63, Nut, 1/4-20 Free Zinc 5-38
- F05010-69, Nut, 1/4-20 Nyl Lock 4-6
- F05010-69, Nut, 1/4-20 Nylock 2-6, 3-10
- F05010-69, Nut, 1/4-20 Nylon Lock 4-8
- F05010-8, Nut, 1/2-13 Nyl Hex Lock 4-14, 5-8, 5-26, 5-32
- F05010-8, Nut, 1/2-13 Nyl Hex Lock 2-6, 2-22, 2-26, 2-28, 3-4, 3-6, 3-8, 4-18
- F05010-8, Nut, 1/2-13 Nylon Hex Lock 2-2, 5-16
- F05010-9, Nut, 1/4-20 Keps 3-12
- F05010-96, Nut, 5/8-11 Jam Nyl Lock 4-24
- F05011-104, Washer, 3/8" x 1 1/2" x 1/8" 5-12
- F05011-104, Washer, 3/8" x 1-1/2" x 1/8" 5-30
- F05011-104, Washer, 3/8x1-1/2 x 1/8" Thick Hardened 4-14
- F05011-108, Washer, 3/8" ID x 1-1/4OD Belleville 4-20
- F05011-11, Washer, 1/4 SAE Flat 2-22, 3-10
- F05011-11, Washer, 1/4" SAE Flat 4-6, 4-8
- F05011-11, Washer, 1/4" SAE Flat 3-12
- F05011-115, Washer, 1" ID .03" SS Shim 3-8
- F05011-116, Washer, 1" ID .06" SS Shim 3-8
- F05011-117, Washer, 7/16" Nord-Lock 4-26
- F05011-119, Washer, 1/4" x 1" OD Bonded Sealer 4-32
- F05011-13, Washer, 5/16 Split Lock 3-10
- F05011-13, Washer, 5/16" Split Lock 4-20, 5-6
- F05011-13, Washer, 5/16" Split Lock 2-4, 3-4, 3-6, 4-4, 5-40
- F05011-14, Washer, 1/4 Split Lock 2-16, 3-4
- F05011-14, Washer, 1/4" Split Lock 4-6, 4-8, 4-20
- F05011-14, Washer, 1/4" Split Lock 2-18, 3-6, 3-12, 5-38
- F05011-16, Washer, 5/16 Standard Flat 4-2, 4-4
- F05011-16, Washer, 5/16" Standard Flat 4-4
- F05011-16, Washer, 5/16" Standard Flat 4-28, 4-30
- F05011-17, Washer, 5/16 SAE Flat 4-2
- F05011-17, Washer, 5/16" SAE Flat 4-4
- F05011-17, Washer, 5/16" SAE Flat 2-10, 2-30, 4-24, 4-26
- F05011-2, Washer, 1/2 SAE Flat 2-22
- F05011-2, Washer, 1/2" SAE Flat 2-2, 3-4, 3-6
- F05011-20, Washer, #10 Split Lock 4-10
- F05011-24, Washer, 1/2 Spring 2-22
- F05011-3, Washer, 3/8" Flat SAE 2-2, 2-6, 2-20, 2-26,

Part Number Index

- 2-28, 3-12, 4-16, 4-18
F05011-3, Washer, 3/8" SAE Flat 5-34
F05011-3, Washer, 3/8" SAE Flat 4-14, 5-2
F05011-33, Washer, 5/16" Star ET 4-26
F05011-4, Washer, 3/8" Split 5-30
F05011-4, Washer, 3/8" Split Lock 4-14, 4-20, 5-8, 5-12
F05011-4, Washer, 3/8" Split Lock 2-14, 2-20, 2-32, 3-4, 3-6
F05011-44, Washer, 3/8" Fender 2-14
F05011-45, Washer, 8mm Split Lock 4-12, 4-28, 4-30
F05011-46, Washer, 7/8" Split Lock 5-10
F05011-5, Washer, 5/8" SAE Flat 5-32
F05011-60, Washer, 1/4 SAE Flat 2-16
F05011-60, Washer, 1/4" SAE Flat 2-6, 2-18, 2-24
F05011-61, Washer, 3/8" SAE Flat 4-2
F05011-61, Washer, 3/8" SAE Flat 2-6
F05011-62, Washer, 3/4" SAE Flat 5-30, 5-32
F05011-62, Washer, 3/4" SAE Flat 5-16
F05011-68, Washer, 1/2 Standard Flat 5-18
F05011-73, Washer, 7/8" SAE Flat 5-10
F05011-77, Washer, 3/4" AN Yel/Cad 5-20, 5-22, 5-24
F05011-77, Washer, 3/4" AN Yel/Cad 4-20, 5-14, 5-18
F05011-88, Washer, 10MM Split Lock 4-14
F05011-88, Washer, 10mm Split Lock 4-12, 4-18, 4-26, 4-30
F05011-89, Washer, 2 1/2" OD x 5/8" ID x 3/16" Std Flat Zinc 5-10, 5-12
F05011-9, Washer, 1/2" Split Lock 5-10, 5-12, 5-34
F05012-3, Pin, 1/8"x 3/4" Cotter 2-24
F05012-49, Pin, 1/8" x 1 1/2" Cotter 2-14, 3-8
F05012-67, Pin, M6 x 20mm Roll SS 3-4, 3-6
F05013-3, Bolt, 3/4-10 x 4" Hex Head Grade 5 2-28
F05013-75, Bolt, 3/4-10 x 7 1/2" Hex Head Grade 5 5-32
F412, Screw, Seat Switch 2-10
F81003-25, Bolt, M10-1.25 x 30mm Hex Head FT 8.8 4-18, 4-26
F81003-25, Bolt, M10-1.25x30mm HHFT 8.8 4-12
F81003-42, Screw, M10-1.25 x 50 Hex Cap SC 4-26
- I**
IS-0303, Instruction Sheet, 3682 CE Hardware Kit 5-42
IS-0314, Instruction Sheet, Air Suspension Seat 2-12
- N**
N/A, Wheel Hub Assembly, Demountable 5-38
- P**
P02575, Boot, Toggle Switch 2-16, 2-18
P04107, Fitting, 3/16" x 3/16" Straight Grease 5-12
P04332, Cap, 3/8" Pipe Galvanize 3-12
P05251-1, Washer, 1/2" x 3/4" x 1/16" Nylon 2-16, 2-18
P07584, Clamp, 1/2" EMT Coated 3-12, 4-8, 4-26
P09142, Fitting, 1/4" NPT x 1/4" JIC Male Elbow 2-28, 2-30
P09895, Clamp, Worm, 2 1/2" 2-4
P103, Bearing, Spindle Top 6305 RS 5-14, 5-16, 5-18
P103, Bearing, Spindle Top 6305 Rs 5-10, 5-12
P105, O-ring, 2 1/2" ID X 2 3/4" OD 5-12
P105, O-ring, 2 1/2" ID x 2 3/4" OD 5-10
P107, Fitting, 1/4-28 Straight Grease 5-8
P107, Fitting, 1/4-28 Straight Grease 2-14, 4-24
P107, Fitting, Grease Straight 1/4-28 5-20, 5-22, 5-24
P109, Bushing, 1" ID X 1-1/4" OD Flanged 5-8
P109, Bushing, 1" ID x 1-1/4" OD Flanged 5-30
P109, Bushing, 1" ID x 1-1/4" OD x 1-1/4" Flanged 2-14
P11035, Bearing, 6206-2NSE 5-10, 5-12
P116, Washer, 1-1/16" x 1-3/4" x 1/8" 2-14
P117, Decal, Hands & Feet 1-8
P123, Fitting, 90 Deg. 1/4-28 Grease 2-14, 2-28
P123, Fitting, Grease 90 Deg. 1/4-28 5-14, 5-18
P123, Fitting, Grease 90 Deg. 1/4-28 2-26, 5-16
P124, Serial Number Plate 2-32
P12708, Fitting, 3/8" NPT-3/8" Barb Elbow 3-12
P12724, Fitting, 3/8" NPT-3/8" Barb 3-12
P12739, Clamp, 11/16" Worm 3-12
P128, Blade, 21" x 2 1/2" x 1/4" High Lift 5-10, 5-12
P190, Bearing, 1" Id Tapered Roller 2-14
P191, Seal, 1 1/4" ID Trb Bearing 2-14
P192, Nut, Castle, 1-14" 2-14
P195, Cap, Hub 2-14
P203, Bushing, Flgd, 1-1/4" ID x 1-1/2" OD x 1-1/2" 2-14
P20464, Cup, Grease Container 4-34
P20465, Velcro Tab, Hook 4-34
P20466, Velcro, Tab Loops 4-34
P246, Blade, 21" Low-Lift 5-10, 5-12
P289, Insert, Brg Race 1" TRB Brg 2-14
P292, Bearing, Tapered Roller, 3/4" ID 5-38, 5-40
P293, Seal, TRB, 3/4" ID 5-38, 5-40
P294, Fitting, 1/4-28 45 Deg. Grease 2-14
P296, Spacer, 1.13" OD X .75" ID X .5" 5-20, 5-22, 5-24
P297, Hub Assembly, Demountable 5-40
P297, Wheel Hub Assembly, Demountable 5-38
P322, Blade, 21" Gator Mulching 5-10, 5-12
P402, Bearing Race Insert, 3/4" TRB 5-38, 5-40
P407, Key, 3/16" Sq X 5/8" 5-12
P407, Key, 3/16" Sq x 5/8" 5-10
P410, Spring, 1" x 7" Extension 5-16, 5-18
P410, Spring, 1x7 Extension 5-14
P438, Wheel, Anti-scalp 6" x 3.25" x 3/4" ID 5-34

Part Number Index

P464, Spring, Extension, 1.203" x 7 1/2" 2-34
P478, Decal, Danger - Rotating Blades 1-4, 1-8
P611, Holder, Jumbo Cup Black 2-32
P630, Seat, Air Ride (Color Gray) 2-10
P630-3, Kit, Integrated Seat/Suspension Armrest 2-10
P630-5, Kit, Seat Slide (Includes Left and Right Slides)
2-10
P642, 1/4" hose 4-6
P642, Hose, 1/4" 4-8
P649, Clamp, 7/32-5/8" Hose 4-6
P654, Switch, Blade Start/Stop 2-16, 2-18
P664, Wire Tie, 7" Black 4-26
P667, Fuse, 20A ATO Blade Yellow 4-34
P776, Seat Belt, 2" Buckle (For 064602) 2-12
P798, Fitting, 90 Deg. Jic x 7/8" Or Steel 3-8
P823, Pump, Hydro BDP-21L-103 (LH) 3-6
P824, Pump, Hydro BDP-21L-203 (RH) 3-4

P826, Switch, Seat 2-10
P831, Fiting, 3/4-16 x 3/8" W/shb O-ring 3-4, 3-6
P835, Decal, Throttle Equipment 1-4, 1-8, 2-6
P844, Spring, 1 1/4" ID Wave 2-14
R
R01892-1, Hose, 3/8" Low Pressure (Insta Grip) 3-2
R25574, Hose, 5/8" ID Braided Rubber 3-2
S
S04827, Handle, Outrigger Jack 2-6
T
T104, Spacer, 1-3/4" OD x 1-1/64 " ID x 1/4" 5-30
T125, Spacer, Dual Wheel Outer Bearing 5-20, 5-22,
5-32
T132, Spacer, 1 1/4" x 2" x 1/4" 2-14
T156, Pulley, X-series Double with Set Screws 5-10,
5-12