

# READY-TO-WIRE SOLUTIONS THAT REALLY WORK



designed to be better.™



2

11

22

20

14

BIG JOE

# Rugged, reliable and READY FOR ACTION.

**Look at our complete line** of quality Plugs & Connectors, and you'll see durability and productivity everywhere. In our choice of premium materials. In robust, uncompromising construction. And, most of all, in superior, innovative designs based on decades of feedback from contractors and MRO professionals. Pass & Seymour Plugs & Connectors are built to work for you — offering years of dependable service in the toughest real-world conditions and delivering maximum productivity on the jobsite. **See for yourself.**



## Turnlok® Locking Devices

Work for you by installing 3x faster with quick-thread assembly screws. Built tough for all types of industrial applications.



## Pass & Seymour Straight Blade Devices


More safety and productivity on the job with quick, intuitive wiring and a recessed cord grip to reduce screwdriver slippage.



## Pass & Seymour Pin & Sleeve Devices

IEC 309 solutions provide reliable protection from moisture and contaminants, and are completely ready to wire for quick, simple installation.

# Demand Turnlok® locking devices FOR DEMANDING INDUSTRIAL APPLICATIONS.



**New-design external cord grips** provide visible assurance of safe and proper cord retention.



## Industrial Spec Grade Angle Plugs & Adapters

- Angle plugs and adapters both allow for 4-position face rotation
- 20/30A 3 Wire Turnlok® Right Angle Adapters are adjustable up to 8 positions

**PS4720SSAN**



### Heavy-Duty Turnlok® Ground Continuity Monitoring (GCM) Plugs & Connectors

- Continuous monitoring devices enhance personal safety and add convenience on the job
- Dual, bright LED indicators with 360-degree visibility
- Exclusive neoprene dust shield seals devices and protects against contaminants

**L630CGCM, L630PGCM**



#### Green LED

**Plug** – There's proper ground continuity from the panel to the outlet and power is present.

**Connector** – Power is present, and there's proper ground continuity throughout the cordset and back to the panel.



#### Red LED

**Plug** – Power is present, but there's a ground continuity fault or miswire between the receptacle and the panel.

**Connector** – Power is present, but there's a ground continuity fault or miswire in the cordset (or, if there's a red indication in the plug as well, between the receptacle and the panel). It's also possible there could be a problem in both.



#### No LED

**Plug** – Power loss, open hot or neutral conductor, or hot/ground reversal.

**Connector** – Assuming power is present at the outlet, there's an open hot or open neutral conductor in the cordset, or a hot/ground reversal.

*250V products will show red and green when hot and ground are reversed.*



### Rubber & Watertight Plugs & Connectors

- Rubber body construction stands up to impacts, oil, chemicals, heat, and weather
- Floating blades allow self-alignment with contacts and reduce stress on blades and contacts

**25W47, 2547**



### California Standard & Corrosion-Resistant

- Designed to meet California electrical requirements

**CS8264, CS8165**

# Turnlok® Plugs & Connectors

**IP20**  
Suitability

CATALOG NUMBER	GCM CATALOG NUMBER	RATING		DESCRIPTION/COLOR	NEMA CONFIG. NO.	3RD PARTY COMPLIANCE		
		A.	V.			UL 498	FSUL WC596	CSA
<b>20 Amp NEMA L520 2 Pole, 3 Wire</b> (Cord Diameter .225" – 1.150")								
L520C	L520CGCM	20	125	Connector, Black Back, White Front Body	L5-20R	•	•	•
CRL520C		20	125	Connector, Yellow Back, White Front Body, Corr.-Resist.	L5-20R	•	•	•
L520P	L520PGCM	20	125	Plug, Black Back, White Front Body	L5-20P	•	•	•
<b>20 Amp NEMA L620 &amp; L720 2 Pole, 3 Wire</b> (Cord Diameter .225" – 1.150")								
L620C	L620CGCM	20	250	Connector, Black Back, White Front Body	L6-20R	•	•	•
CRL620C		20	250	Connector, Yellow Back, White Front Body, Corr.-Resist.	L6-20R	•	•	•
L720C	L720CGCM	20	277*	Connector, Black Back, White Front Body	L7-20R	•	•	•
L620P	L620PGCM	20	250	Plug, Black Back, White Front Body	L6-20P	•	•	•
CRL620P		20	250	Plug, Yellow Back, White Front Body, Corr.-Resist.	L6-20P	•	•	•
L720P	L720PGCM	20	277*	Plug, Black Back, White Front Body	L7-20P	•	•	•
<b>20 Amp NEMA L820, L920, L3720 &amp; L2420 2 Pole, 3 Wire</b> (Cord Diameter .225" – 1.150")								
L820C		20	480	Connector, Black Back, White Front Body	L8-20R	•		•
L920C		20	600	Connector, Black Back, White Front Body	L9-20R	•		•
L3720C	L3720CGCM	20	347	Connector, Black Back, White Front Body	L24-20R			•
L820P		20	480	Plug, Black Back, White Front Body	L8-20P	•		•
L920P		20	600	Plug, Black Back, White Front Body	L9-20P	•		•
L3720P	L3720PGCM	20	347	Plug, Black Back, White Front Body	L24-20P	•	•	•
<b>30 Amp NEMA L530 2 Pole, 3 Wire</b> (Cord Diameter .225" – 1.150")								
L530C	L530CGCM	30	125	Connector, Black Back, White Front Body	L5-30R	•	•	•
CRL530C		30	125	Connector, Yellow Back, White Front Body, Corr.-Resist.	L5-30R	•	•	•
L530P	L530PGCM	30	125	Plug, Black Back, White Front Body	L5-30P	•	•	•
CRL530P		30	125	Plug, Yellow Back, White Front Body, Corr.-Resist.	L5-30P	•	•	•
<b>30 Amp NEMA L630 &amp; L730 2 Pole, 3 Wire</b> (Cord Diameter .225" – 1.150")								
L630C	L630CGCM	30	250	Connector, Black Back, White Front Body	L6-30R	•	•	•
CRL630C		30	250	Connector, Yellow Back, White Front Body, Corr.-Resist.	L6-30R	•	•	•
L730C	L730CGCM	30	277*	Connector, Black Back, White Front Body	L7-30R	•	•	•
L630P	L630PGCM	30	250	Plug, Black Back, White Front Body	L6-30P	•	•	•
CRL630P		30	250	Plug, Yellow Back, White Front Body, Corr.-Resist.	L6-30P	•	•	•
L730P	L730PGCM	30	277*	Plug, Black Back, White Front Body	L7-30P	•	•	•
<b>30 Amp NEMA L830 &amp; L930 2 Pole, 3 Wire</b> (Cord Diameter .225" – 1.150")								
L830C		30	480	Connector, Black Back, White Front Body	L8-30R	•	•	•
L930C		30	600	Connector, Black Back, White Front Body	L9-30R	•	•	•
L830P		30	480	Plug, Black Back, White Front Body	L8-30P	•	•	•
L930P		30	600	Plug, Black Back, White Front Body	L9-30P	•	•	•
<b>20 Amp NEMA L1020, L1120 &amp; L1220 3 Pole, 3 Wire Non-Grounding</b> (Cord Diameter .225" – 1.150")								
L1020C		20	125/250	Connector, Black Back, White Front Body	L10-20R	•	•	•
L1120C		20	3Ø,250	Connector, Black Back, White Front Body	L11-20R	•	•	•
L1220C		20	3Ø,480	Connector, Black Back, White Front Body	L12-20R	•	•	•
L1020P		20	125/250	Plug, Black Back, White Front Body	L10-20P	•	•	•
L1120P		20	3Ø,250	Plug, Black Back, White Front Body	L11-20P	•	•	•
L1220P		20	3Ø,480	Plug, Black Back, White Front Body	L12-20P	•	•	•
<b>30 Amp NEMA L1030, L1130, L1230 &amp; L1330 3 Pole, 3 Wire Non-Grounding</b> (Cord Diameter .225" – 1.150")								
L1030C		30	125/250	Connector, Black Back, White Front Body	L10-30R	•	•	
L1130C		30	3Ø,250	Connector, Black Back, White Front Body	L11-30R	•	•	•
L1230C		30	3Ø,480	Connector, Black Back, White Front Body	L12-30R	•	•	•
L1330C		30	3Ø,600	Connector, Black Back, White Front Body	L13-30R	•	•	•
L1030P		30	125/250	Plug, Black Back, White Front Body	L10-30P	•	•	
L1130P		30	3Ø,250	Plug, Black Back, White Front Body	L11-30P	•	•	•
L1230P		30	3Ø,480	Plug, Black Back, White Front Body	L12-30P	•	•	•
L1330P		30	3Ø,600	Plug, Black Back, White Front Body	L13-30P	•	•	•



L520C



L620P



L920C



L530P



L630C



L830P



L1020P



L1030C

# Turnlok® Plugs & Connectors

**IP20**  
Suitability



**CRL1420C**



**L1430P**



**L1630P**



**CS8464**



**CS8165**

CATALOG NUMBER	GCM CATALOG NUMBER	RATING		DESCRIPTION/COLOR	NEMA CONFIG. NO.	3RD PARTY COMPLIANCE		
		A.	V.			UL 498	FSUL WC596	CSA
<b>20 Amp NEMA L1420, L1520 &amp; L1620 3 Pole, 4 Wire</b> (Cord Diameter .225" – 1.150")								
L1420C	L1420CGCM	20	125/250	Connector, Black Back, White Front Body	L14-20R	•	•	•
CRL1420C		20	125/250	Connector, Yellow Back, White Front Body, Corr.-Resist.	L14-20R	•	•	•
L1520C		20	3Ø,250	Connector, Black Back, White Front Body	L15-20R	•	•	•
L1620C		20	3Ø,480	Connector, Black Back, White Front Body	L16-20R	•	•	•
L1420P	L1420PGCM	20	125/250	Plug, Black Back, White Front Body	L14-20P	•	•	•
CRL1420P		20	125/250	Plug, Yellow Back, White Front Body, Corr.-Resist.	L14-20P	•	•	•
L1520P		20	3Ø,250	Plug, Black Back, White Front Body	L15-20P	•	•	•
L1620P		20	3Ø,480	Plug, Black Back, White Front Body	L16-20P	•	•	•
<b>30 Amp NEMA L1430 &amp; L1530 3 Pole, 4 Wire</b> (Cord Diameter .225" – 1.150")								
L1430C	L1430CGCM	30	125/250	Connector, Black Back, White Front Body	L14-30R	•	•	•
CRL1430C		30	125/250	Connector, Yellow Back, White Front Body, Corr.-Resist.	L14-30R	•	•	•
L1530C		30	3Ø,250	Connector, Black Back, White Front Body	L15-30R	•	•	•
L1430P	L1430PGCM	30	125/250	Plug, Black Back, White Front Body	L14-30P	•	•	•
CRL1430P		30	125/250	Plug, Yellow Back, White Front Body, Corr.-Resist.	L14-30P	•	•	•
L1530P		30	3Ø,250	Plug, Black Back, White Front Body	L15-30P	•	•	•
<b>30 Amp NEMA L1630 &amp; L1730 3 Pole, 4 Wire</b> (Cord Diameter .225" – 1.150")								
L1630C		30	3Ø,480	Connector, Black Back, White Front Body	L16-30R	•	•	•
L1730C		30	3Ø,600	Connector, Black Back, White Front Body	L17-30R	•	•	•
L1630P		30	3Ø,480	Plug, Black Back, White Front Body	L16-30P	•	•	•
L1730P		30	3Ø,600	Plug, Black Back, White Front Body	L17-30P	•	•	•
<b>California Standard &amp; Corrosion-Resistant, 3 Wire Grounding</b> (Cord Diameter .680" – 1.125")								
CR6360		50	125	Connector, Corrosion-Resistant		•		•
CS6360		50	125	Connector, California Standard		•		•
CS8264		50	250	Connector, California Standard		•		•
CS8464		50	480	Connector, California Standard		•		•
3762		50	250VDC. 600VAC	Connector, Corrosion-Resistant		•		•
CR6361		50	125	Plug, Corrosion-Resistant		•		•
CS6361		50	125	Plug, California Standard		•		•
CS8265		50	250	Plug, California Standard		•		•
CS8465		50	480	Plug, California Standard		•		•
3763M		50	250VDC. 600VAC	Plug, Corrosion-Resistant		•		•
<b>California Standard &amp; Corrosion-Resistant, 4 Wire Grounding</b> (Cord Diameter .680" – 1.125")								
CR6364		50	125/250	Connector, Corrosion-Resistant		•		•
CS6364		50	125/250	Connector, California Standard		•		•
CS8364		50	3Ø,250	Connector, California Standard		•		•
CS8164		50	3Ø,480	Connector, California Standard		•		•
3764		50	250VDC. 600VAC	Connector, Corrosion-Resistant		•		•
7764**		50	250VDC. 600VAC	Connector, Corrosion-Resistant		•		•
CR6365		50	125/250	Plug, Corrosion-Resistant		•		•
CS6365		50	125/250	Plug, California Standard		•		•
CS8365		50	3Ø,250	Plug, California Standard		•		•
CS8165		50	3Ø,480	Plug, California Standard		•		•
3765		50	250VDC. 600VAC	Plug, Corrosion-Resistant		•		•
7765**		50	250VDC. 600VAC	Plug, Corrosion-Resistant		•		•

\*AC Only

\*\*Devices for replacement use only in existing installations.

See NEMA Configuration chart on inside back cover.

Ready to wire, ready to perform

# READY TO BOOST PRODUCTIVITY.

## Extra-Hard Use Specification Grade Plugs & Connectors

- Get superior durability in commercial and industrial use — a great choice for tools, extension cords, machines, and lighting
- Nylon housing for superior impact and chemical resistance

**Color-coded terminal screws** positioned on the same plane and backed out for fast, reliable installation.

**Double-wipe, firm-grip ground contact and triple-wipe power contacts** guarantee superior connections.

**Recessed cord-grip screw** reduces screw-driver slippage and enhances safety.

**Quick-thread assembly screws and cord-grip screws** come backed out and ready to wire.

**Industrial-strength, brass alloy plug blades and connector contacts** resist heat rise and provide excellent conductivity.


**Single Plane Wiring engineered for speed** — backed out and ready to wire.

**See-through, thermoplastic terminal chamber** for clear views of terminals and wire connections.


**Rugged, external, two-piece cord grip** with offset jaws provides uniform pressure for superior conductor retention.



PS5269X



PS5266X



## Extra-Hard Use Ground Continuity Monitoring (GCM) Plugs & Connectors

- Superior durability in commercial and industrial use
- Integral, continuous ground continuity and power-status indication enhances safety

PS5266XGCM, PS5269XGCM





### Rubber Watertight Plugs & Connectors

- Rugged performers for commercial or industrial wet indoor or outdoor use with shop tools, machines and extension cords
- Rubber dust-tight and watertight body provides chemical resistance


14W47



### Clamp-Lock™ Plugs & Connectors

- Installs 3x faster than conventional connections
- Color-coded levers enable terminal identification and reduce the chance of wiring errors
- Speedy, patented cam-lever termination provides solid, dependable connections

PS515PCLB, PS515CCLB



### Rubber Dust-Tight Plugs & Connectors

- Rugged choices for commercial or industrial dry outdoor use with shop tools and extension cords
- Rubber dust-tight body provides chemical resistance
- Clamping cord grip provides excellent conductor retention

1447



### Medium-Duty Plugs & Connectors

- Reliable choices for residential and light commercial tool and extension cord use
- Open terminal provides visual confirmation of correct termination

4867Y, 5276BK

### MaxGrip M<sup>3</sup> Plugs & Connectors

- Tough, nylon construction delivers crush and impact resistance that exceeds hospital grade and Fed Spec requirements
- Self-hinge body swings wide open to enable fast, tight, clean connections

PS5969Y, PS5965Y



# Straight Blade Plugs & Connectors

**IP20**  
Suitability



PS5266X



PS5269X



PS5266SSAN



PS5266XHG




PS5269XHG



PS5266XGCM



PS5269XGCM



5276BK

Catalog Number	Rating		Description	NEMA Config. No.
	A.	V.		
<b>Extra-Hard Use (EHU) – Specification Grade** (Cord Diameter .230" – .720")</b>				
PS5266X*	15	125	Plug, Black & Gray	5-15P
CR5266X	15	125	Plug, Corrosion-Resistant, Yellow & White	5-15P
PS5269X*	15	125	Connector, Black & Gray	5-15R
CR5269X	15	125	Connector, Corrosion-Resistant, Yellow & White	5-15R
PS5366X	20	125	Plug, Black & White	5-20P
PS5369X	20	125	Connector, Black & White	5-20R
PS5666X	15	250	Plug, Black & White	6-15P
PS5669X	15	250	Connector, Black & White	6-15R
PS5466X	20	250	Plug, Black & White	6-20P
PS5469X	20	250	Connector, Black & White	6-20R
PS5766X	15	277	Plug, Black & White	7-15P
PS5866X	20	277	Plug, Black & White, Cord Diameter .385" – 1.150"	7-20P
<b>Extra-Hard Use (EHU) – Specification Grade Angle Plugs** (Cord Diameter .320" – .655")</b>				
PS5266SSAN	15	125	Plug, Black & White	5-15P
PS5366SSAN	20	125	Plug, Black & White	5-20P
PS5666SSAN	15	250	Plug, Black & White	6-15P
PS5466SSAN	20	250	Plug, Black & White	6-20P
*Available in Gray (add GRY to part #) or Black (add BK to part #) interior.				
<b>Extra-Hard Use (EHU) – Hospital Grade** (Cord Diameter .230" – .720")</b>				
PS5266XHG	15	125	Plug, Black & Clear	5-15P
PS5269XHG	15	125	Connector, Black & Clear	5-15R
PS5366XHG	20	125	Plug, Black & Clear	5-20P
PS5369XHG	20	125	Connector, Black & Clear	5-20R
PS5666XHG	15	250	Plug, Black & Clear	6-15P
PS5669XHG	15	250	Connector, Black & Clear	6-15R
PS5466XHG	20	250	Plug, Black & Clear	6-20P
PS5469XHG	20	250	Connector, Black & Clear	6-20R
<b>Extra-Hard Use (EHU) – Hospital Grade Angle Plugs** (Cord Diameter .320" – .655")</b>				
PS5266HGAN	15	125	Plug, Black & Clear	5-15P
PS5366HGAN	20	125	Plug, Black & Clear	5-20P
PS5666HGAN	15	250	Plug, Black & Clear	6-15P
PS5466HGAN	20	250	Plug, Black & Clear	6-20P
<b>Extra-Hard Use (EHU) – Ground Continuity Monitoring (GCM)** (Cord Diameter .230" – .720")</b>				
PS5266XGCM	15	125	Plug, Black & Clear	5-15P
PS5269XGCM	15	125	Connector, Black & Clear	5-15R
PS5366XGCM	20	125	Plug, Black & Clear	5-20P
PS5369XGCM	20	125	Connector, Black & Clear	5-20R
PS5666XGCM	15	250	Plug, Black & Clear	6-15P
PS5669XGCM	15	250	Connector, Black & Clear	6-15R
PS5466XGCM	20	250	Plug, Black & Clear	6-20P
PS5469XGCM	20	250	Connector, Black & Clear	6-20R
<b>Dead Front (Cord Diameter .230" – .655")</b>				
5276BK	15	125	Plug, Black	5-15P
5269BK	15	125	Connector, Black	5-15R
5765BK	20	125	Plug, Black	5-20P
5374BK	20	125	Connector, Black	5-20R
5666BK	15	250	Plug, Black	6-15P
5669BK	15	250	Connector, Black	6-15R
5864BK	20	250	Plug, Black	6-20P
5866BK	20	250	Connector, Black	6-20R

UL US Compliant

† FSUL WC596 Compliant

# Straight Blade Plugs & Connectors



4867Y



PS5965Y



PS59650



PS5969Y



PS59690



1447



14W47

Catalog Number	Rating		Description	NEMA Config. No.
	A.	V.		
<b>Medium Duty</b> <sup>1</sup> (Cord Diameter .250" - .600")				
4867Y	15	125	Plug, Yellow	5-15P
4887Y	15	125	Connector, Yellow	5-15R

<b>Hospital Grade MaxGrip</b> <sup>®</sup> M <sup>3++</sup> (Cord Diameter .230" - .720")				
PS81156GRY	15	125	Hospital Grade Plug, Gray	5-15P
PS81196GRY	15	125	Hospital Grade Connector, Gray	5-15R

<b>MaxGrip M</b> <sup>3+</sup> (Cord Diameter .230" - .720")				
PS5965Y	15	125	Plug, Yellow	5-15P
PS5965GRY	20	125	Plug, Gray	5-20P
PS59650	15	125	Plug, Orange	5-15P
PS5965BK	15	125	Plug, Black	5-15P
PS5969Y	15	125	Connector, Yellow	5-15R
PS5969GRY	15	125	Connector, Gray	5-15R
PS59690	15	125	Connector, Orange	5-15R
PS5969BK	15	125	Connector, Black	5-15P
PS5364Y <sup>†</sup>	20	125	Plug, Yellow	5-20P
PS5364GRY <sup>†</sup>	20	125	Plug, Gray	5-20P
PS5369Y <sup>†</sup>	20	125	Connector, Yellow	5-20R
PS5369GRY <sup>†</sup>	20	125	Connector, Gray	5-20R
PS5666Y <sup>†</sup>	15	250	Plug, Yellow	6-15P
PS5669Y <sup>†</sup>	15	250	Connector, Yellow	6-15R
PS5464Y <sup>†</sup>	20	250	Plug, Yellow	6-20P
PS5469Y <sup>†</sup>	20	250	Connector, Yellow	6-20R

<b>Rubber Dust-Tight</b> (Cord Diameter .335" - .640")				
1447	15	125	Plug, Rubber Yellow	5-15P
1547	15	125	Connector, Rubber Yellow	5-15R
1433P	20	125	Plug, Rubber Yellow	5-20P
1533	20	125	Connector, Rubber Yellow	5-20R
1449	15	250	Plug, Rubber Yellow	6-15P
1549	15	250	Connector, Rubber Yellow	6-15R
1448	20	250	Plug, Rubber Yellow	6-20P
1548	20	250	Connector, Rubber Yellow	6-20R

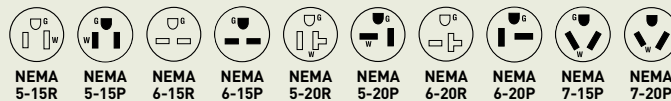
<b>Watertight</b> (Cord Diameter .062" - .625")				
14W47	15	125	Plug, Rubber Yellow	5-15P
15W57	15	125	Connector, Rubber Yellow	5-15R
14W33	20	125	Plug, Rubber Yellow	5-20P
15W33	20	125	Connector, Rubber Yellow	5-20R
14W49	15	250	Plug, Rubber Yellow	6-15P
15W49	15	250	Connector, Rubber Yellow	6-15R
14W48	20	250	Plug, Rubber Yellow	6-20P
15W58	20	250	Connector, Rubber Yellow	6-20R

<b>Turnlok</b> <sup>®</sup> Watertight Plugs & Connectors				
PS26W47	20	125	Turnlok Plug, Rubber Yellow	L5-20P
PS27W47	20	125	Turnlok Connector, Rubber Yellow	L5-20R
PS28W47	30	125	Turnlok Plug, Rubber Yellow	L5-30P
PS29W47	30	125	Turnlok Connector, Rubber Yellow	L5-30R

**IP20**  
Suitability

**IP67**  
Suitability

**IP67**  
Suitability



All devices listed on this page conform to NEMA WD-1 and WD-6

<sup>1</sup> cUL<sub>us</sub> Compliant

<sup>†</sup> FSUL WC596 Compliant

# Pass & Seymour Pin and Sleeve devices designed to **PERFORM UNDER SERIOUS PRESSURE.**

Arrives ready to wire, with **cord grip open** and cable-ready; terminal screws come backed out and ready to wire.

Cover with **integral neoprene gasket** provides watertight seal.

Revolutionary, **hinged cord grip** for durable performance and ease of installation.

**Nickel-plated brass pins** provide extra corrosion resistance without sacrificing electrical conductivity.

**Locking ring with an integral neoprene gasket** provides watertight seal when plug and connector/receptacle are mated.

**Natural-rubber grommets** provide watertight protection at cable entry.



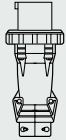
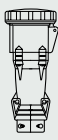














































































## Safety Switches & IEC 309 Industrial Products

- Maximum durability for minimum downtime
- Quick, no-guesswork wiring
- Guaranteed interchangeability with IEC products







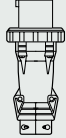
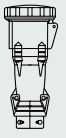






































## North American Watertight Devices

  <b>IP67</b> Suitability				 		
Configuration		Voltage/ Color Coding	Plug	Connector	Plug	Connector
Poles & Wires	Recep./ Conn.					
<b>20 Amps</b>						
2P3W			125	PS320P4W	PS320C4W	
2P3W			250	PS320P6W	PS320C6W	
2P3W			277	PS320P5W	PS320C5W	
3P4W			125/250	PS420P12W	PS420C12W	
3P4W			3ø 250	PS420P9W	PS420C9W	
3P4W			3ø 480	PS420P7W	PS420C7W	
3P4W			3ø 600	PS420P5W	PS420C5W	
4P5W			3øY 120/208	PS520P9W	PS520C9W	
4P5W			3øY 277/480	PS520P7W	PS520C7W	
4P5W			3øY 347/600	PS520P5W	PS520C5W	
<b>30 Amps</b>						
2P3W			125	PS330P4W	PS330C4W	
2P3W			250	PS330P6W	PS330C6W	
3P4W			125/250	PS430P12W	PS430C12W	
3P4W			3ø 250	PS430P9W	PS430C9W	
3P4W			3ø 480	PS430P7W	PS430C7W	
3P4W			3ø 600	PS430P5W	PS430C5W	
3P4W*			380/440	PS430P3W	PS430C3W	
4P5W			3øY 120/208	PS530P9W	PS530C9W	
4P5W			3øY 277/480	PS530P7W	PS530C7W	
4P5W			3øY 347/600	PS530P5W	PS530C5W	
<b>60 Amps</b>						
2P3W			125	PS360P4W	PS360C4W	
2P3W			250	PS360P6W	PS360C6W	
2P3W			480	PS360P7W	PS360C7W	
3P4W			125/250	PS460P12W	PS460C12W	
3P4W			3ø 250	PS460P9W	PS460C9W	
3P4W			3ø 480	PS460P7W	PS460C7W	
3P4W			3ø 600	PS460P5W	PS460C5W	
4P5W			3øY 120/208	PS560P9W	PS560C9W	
4P5W			3øY 277/480	PS560P7W	PS560C7W	
4P5W			3øY 347/600	PS560P5W	PS560C5W	
<b>100 Amps</b>						
2P3W			250	PS3100P6W	PS3100C6W	
2P3W			480	PS3100P7W	PS3100C7W	
3P4W			125/250	PS4100P12W	PS4100C12W	
3P4W			3ø 250	PS4100P9W	PS4100C9W	
3P4W			3ø 480	PS4100P7W	PS4100C7W	
3P4W			3ø 600	PS4100P5W	PS4100C5W	
4P5W			3øY 120/208	PS5100P9W	PS5100C9W	
4P5W			3øY 277/480	PS5100P7W	PS5100C7W	
4P5W			3øY 347/600	PS5100P5W	PS5100C5W	

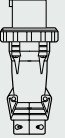
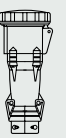






































\*Application Specific — Refrigerant Containers



## North American Splashproof Devices

  IP44 Suitability				 	
Poles & Wires	Configuration		Voltage/ Color Coding	Plug	Connector
	Recep./ Conn.	Plug/ Inlet			
<b>20 Amps</b>					
2P3W			125	PS320P4S	PS320C4S
2P3W			250	PS320P6S	PS320C6S
3P4W			3 $\phi$ 250	PS420P9S	PS420C9S
3P4W			3 $\phi$ 480	PS420P7S	PS420C7S
<b>30 Amps</b>					
2P3W			125	PS330P4S	PS330C4S
2P3W			250	PS330P6S	PS330C6S
3P4W			3 $\phi$ 250	PS430P9S	PS430C9S
3P4W			3 $\phi$ 480	PS430P7S	PS430C7S
3P4W			3 $\phi$ 600	PS430P5S	PS430C5S
4P5W			3 $\phi$ Y 120/208	PS530P9S	PS530C9S
4P5W			3 $\phi$ Y 347/600	PS530P5S	PS530C5S
<b>60 Amps</b>					
2P3W			250	PS360P6S	PS360C6S
2P3W			480	PS360P7S	PS360C7S
3P4W			125/250	PS460P12S	PS460C12S
3P4W			3 $\phi$ 250	PS460P9S	PS460C9S
3P4W			3 $\phi$ 480	PS460P7S	PS460C7S
3P4W			3 $\phi$ 600	PS460P5S	PS460C5S
4P5W			3 $\phi$ Y 120/208	PS560P9S	PS560C9S
4P5W			3 $\phi$ Y 277/480	PS560P7S	PS560C7S

## International Splashproof Devices

				Splashproof (IP44 Suitability)	
				 	
Poles & Wires	Configuration		Voltage/ Color Coding	Plug	Connector
	Recep./ Conn.	Plug/ Inlet			
<b>16 Amps</b>					
2P3W			110/120	51940	51980
2P3W			220/240	52042	52082
2P3W			380/415	52242	52282
3P4W			220/240	52043	52083
3P4W			380/415	52243	52283
4P5W			220/240	52044	52084
4P5W			220/380 240/415	52244	52284
<b>32 Amps</b>					
2P3W			220/240	52742	52782
2P3W			380/415	52942	52982
3P4W			220/240	52743	52783
3P4W			380/415	52943	52983
4P5W			220/240	52744	52784
4P5W			220/380 240/415	52944	52984
<b>63 Amps</b>					
2P3W			110/120	53582	
2P3W			220/240	53642	53682
3P4W			220/240	53643	53683
3P4W			380/415	53843	53883
4P5W			220/240	53644	53684
4P5W			220/380 240/415	53844	53884

# NEMA Configurations

## Locking Plugs & Receptacles

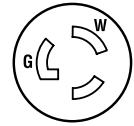
	15 AMPERE		20 AMPERE		30 AMPERE	
	RECEPTACLE	PLUG	RECEPTACLE	PLUG	RECEPTACLE	PLUG
<b>2 Pole, 2 Wire Non-Grounding</b>						
125V	L1 L1-15R	L1-15P				
250V	L2		L2-20R	L2-20P		
<b>2 Pole, 3 Wire Grounding</b>						
125V	L5 L5-15R	L5-15P	L5-20R	L5-20P	L5-30R	L5-30P
250V	L6 L6-15R	L6-15P	L6-20R	L6-20P	L6-30R	L6-30P
277VAC	L7 L7-15R	L7-15P	L7-20R	L7-20P	L7-30R	L7-30P
347VAC	L24		L24-20R	L24-20P		
480VAC	L8		L8-20R	L8-20P	L8-30R	L8-30P
600VAC	L9		L9-20R	L9-20P	L9-30R	L9-30P
<b>3 Pole, 3 Wire Non-Grounding</b>						
125/250V	L10		L10-20R	L10-20P	L10-30R	L10-30P
3ø250V	L11		L11-20R	L11-20P	L11-30R	L11-30P
3ø480V	L12		L12-20R	L12-20P	L12-30R	L12-30P
3ø600V	L13				L13-30R	L13-30P
<b>3 Pole, 4 Wire Grounding</b>						
125/250V	L14		L14-20R	L14-20P	L14-30R	L14-30P
3ø250V	L15		L15-20R	L15-20P	L15-30R	L15-30P
3ø480V	L16		L16-20R	L16-20P	L16-30R	L16-30P
3ø600V	L17				L17-30R	L17-30P
<b>4 Pole, 4 Wire Non-Grounding</b>						
3øY 120/208V	L18		L18-20R	L18-20P	L18-30R	L18-30P
3øY 277/480V	L19		L19-20R	L19-20P	L19-30R	L19-30P
3øY 347/600V	L20		L20-20R	L20-20P	L20-30R	L20-30P
<b>4 Pole, 5 Wire Grounding</b>						
3øY 120/208V	L21		L21-20R	L21-20P	L21-30R	L21-30P
3øY 277/480V	L22		L22-20R	L22-20P	L22-30R	L22-30P
3øY 347/600V	L23		L23-20R	L23-20P	L23-30R	L23-30P

### LABEL DESIGNATION

X, Y, Z	Hot Lead
W	Neutral Lead
G	Grounding Lead

### Open Slots

Indicate receptacle configurations (female).



### Closed Slots

Indicate plug blade configurations (male).



PS40MBBK, PS40FBBK

### Cam-Type Devices

- Uncompromising quality and performance
- Interchangeable with other manufacturers' cam-type devices
- Weatherproof connection
- Ideal for a wide range of applications with a need for reliable portable/temporary power



©2013 Legrand BR1325 All Rights Reserved 10113 EMA/CGXTP

designed to be better.™



**Electrical Wiring Systems**

P.O. Box 4822  
Syracuse, NY 13221-4822  
800.776.4035  
[www.legrand.us](http://www.legrand.us)

570 Applewood Crescent  
Vaughan, Ontario L4K 4B4  
905.738.9195  
[www.legrand.ca](http://www.legrand.ca)

For additional technical or application-specific information, call 800-223-4185 or visit our website at [www.legrand.us/PassandSeymour](http://www.legrand.us/PassandSeymour). We're eager to put our expertise to work for you.

FOLLOW US

