

# Paulton Junior School – Year 6 Home Learning

## Monday 1st February

### Daily tasks

#### 30 Minutes Independent Reading (Book of Choice/Myon/Accelerated Reader):

Myon - [www.myon.co.uk](http://www.myon.co.uk)

Accelerated Reader -

<https://ukhosted38.renlearn.co.uk/6699465/>

Remember you can listen to Cogheart and Goodnight Mister Tom on the school website too.

<http://www.paultonjuniorschool.co.uk/year6/>

#### 20 Minutes Online Activity

Choose daily between:

##### Times Tables

Times Table Rockstars - [www.ttrockstars.com](http://www.ttrockstars.com)

##### Spellings

Nessy - [www.nessy.com](http://www.nessy.com)

##### Reading

Read Theory - <https://readtheory.org/auth/login>

#### 30 Minutes PE

Here are some ideas for PE at home:

Joe Wicks on YouTube [The Body Coach](#)

The Youth Sport Trust website has many different activity ideas, how many can you complete over the next few weeks?

<https://www.youthsporttrust.org/primary-pe-activities>

Cosmic Kids Yoga

The fitness challenges using the following link:

<https://primarypeplanning.com/home-pe/home-pe-ks2-fitness-challenge-y5-6/>

### English

#### Spelling/Grammar

Watch this video to help you with this week's spelling rule

<https://www.youtube.com/watch?v=uXA3>

[PfE 4Qc](#)

Fill in the sentences with the correct -dge word.

Complete the worksheet that can be found **on the Year 6 Web Page under Resources.**

#### Writing

Complete the comprehension on Winston Churchill from the resources sections.

Make sure your answers are in full sentences.

You can find the answers at the bottom of the document.

#### Reading

Today, we are exploring a new WW2 text: Carrie's War. We will analyse and compare different book covers and read through a summary of the book.

Follow along with the video lesson here:

<https://www.youtube.com/watch?v=9vbDdJnFXw4>

		The pdf slides from the video lesson can be found <b>on the Year 6 webpage under Resources.</b>
--	--	---

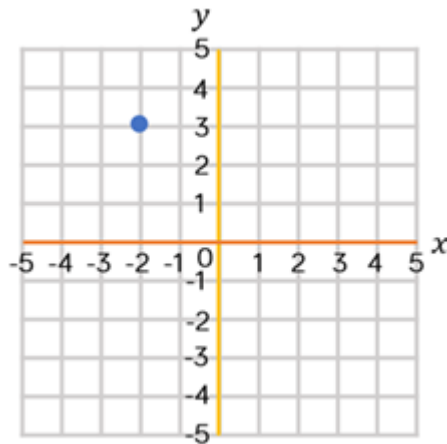
## Maths

### Warm Up

#### Arithmetic

Answer all 5 questions.

1. Write  $\frac{3}{10}$  as a decimal.
2.  $36 \div 10 =$
3. What is the coordinates of the point?



4. Multiply 38 by 6.

### Worksheet/Activity

LO: To understand percentages

**Today's lesson is new to you so please email in if you need help!**

Where do we see percentages (%)?

- shops (i.e. discounts)
- on clothing labels (i.e. 50% cotton)
- on the weather forecast (i.e. 80% chance of rain)
- school (i.e. test results or attendance)
- money (i.e. bank accounts with interest or tax)
- football (i.e. ball possession)
- food (i.e. amount of sugar)
- in business (i.e. profits or cost)
- road signs (i.e. hill incline)

What does it mean? **Out of 100!**

Watch Me: <https://vimeo.com/492101741>

Please find the worksheets, extension activities and answers **on the Year 6 Web Page under the subheading 'Resources'**.

Choose the correct level:


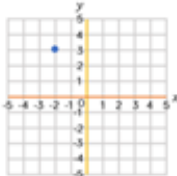
★ Questions 1-4



5.

Answers:

**Flashback 4** Year 6 | Week 3 | Day 1

1) Write $\frac{3}{10}$ as a decimal.	0.3	
2) What is $36 \div 10$ ?	3.6	
3) What are the coordinates of the point?	(-2, 3)	
4) Multiply 38 by 6	228	

White Rose Maths

☆☆ Questions 1-8

☆☆☆ Questions 1-8 and Extensions (Extensions and their answers can now be found **on the Year 6 Web Page under the subheading 'Resources'**).

### Hints and Tips

Questions 1-3 – Each square is worth 1% because the diagram is split into a 100 square.

Question 4 – Each part of the bar model is worth 10% because it is split into 10 equal parts.

Question 5 – **Use a 100 square to help if you need to. Your workbook has some spare ones at the back.**

Question 6 – Think of the £1 as 100 pennies. **Use a 100 square if you need to. Your workbook has some spare ones at the back.**

Question 7 – **Use a 100 square if you need to. Your workbook has some spare ones at the back.**

Question 8 – Remember each part is worth 10%.

*Don't forget to mark your answers! Answers are saved on the Year 6 Web Page under the subheading 'Resources'.*

## History

Please follow the slides and complete the tasks outlined in your Home Learning books.

Task 1: Design a week's menu for a family using one week of rations.

Task 2: Make your own gas mask label and instructions for use.

Task 3: Make a list of items to take into an air raid shelter.

Task 4: Make a poster encouraging people to help with the war effort at home.

Please find the **pdf resources** (the powerpoint slides) for History this week **on the Year 6 Web Page under the subheading 'Resources'**.