

The logo for 'ideal WORK' is positioned in the top left corner. It features the word 'ideal' in a smaller, lowercase font above the word 'WORK' in a larger, bold, uppercase font. The entire logo is set against a dark red, irregularly shaped background.

ideal
WORK

innovative surfaces

The background of the entire page is a photograph of a garden. A wide, curved path made of stamped concrete, designed to look like cobblestones, leads from the foreground towards a swimming pool in the distance. To the right of the path is a large, mature tree with a thick trunk and dense foliage. In the foreground on the right, there is a flower bed with yellow and white flowers. A wooden fence and several black street lamps are visible along the right side of the path. The sky is clear and blue.

PAVIMENTO STAMPATO

Stamped concrete / Béton imprimé



Bello, unico, pratico. Con il pavimento stampato Ideal Work puoi avere esattamente il pavimento che desideri: di grande effetto scenico, personalizzabile nelle forme e nei colori, estremamente resistente agli agenti atmosferici e all'usura, facile da pulire e da mantenere. Ideal Work, leader europeo delle pavimentazioni decorative in calcestruzzo, è pronta a realizzarlo.

Beautiful, unique and practical - with Ideal Work stamped concrete you can get exactly the paving you desire: great aesthetic appeal, personalized in shapes and colours, extremely resistant to atmospheric agents and wear, easy to clean and maintain. Ideal Work, the European leader in decorative concrete technology, is ready to fulfil your desires.

Beau, unique, pratique. Avec le béton imprimé Ideal Work vous pouvez avoir exactement le revêtement que vous désirez: d'un très beau rendu, personnalisable dans les formes et les couleurs, extrêmement résistant aux agents atmosphériques et à l'usure, facile d'entretien. Ideal Work, leader européen des revêtements décoratifs en béton, est là pour réaliser vos rêves.

I TUOI DESIDERI LA NOSTRA ESPERIENZA


Your wishes our experience / Votre désir, notre expérience



Colour hardener: Zinco
Release agent/Démoulant: Antracite
Stampo/Stamp/Matrice: Large ashlar cut slate
Greca/Border/Frise: Verona stone border



Colour hardener: Sun buff
Release agent/Démoulant: Mapplewood
Stampo/Stamp/Matrice: Bushed border
Greca/Border/Frise: Cut stone border





Colour hardener: Pewter
Release agent/Démoulant: Gray
Stampo/Stamp/Matrice: European fan
Greca/Border/Frise: London cobble strip



Colour hardener: Bianco
Release agent/Démoulant: Sun buff
Stampo/Stamp/Matrice: Rough stone texture



Colour hardener: Zinco
Release agent/Démoulant: Antracite
Stampo/Stamp/Matrice: Large ashlar cut slate
Greca/Border/Frise: Verona stone border
Ideal stain: Ebony

LA NATURA NON FAREBBE DI MEGLIO

Nature can't do any better / La nature ne peut pas faire mieux



Colour hardener: Yellow buff, Tabacco
Release agent/Démoulant: Mapplewood, Gray
Stampo/Stamp/Matrice: Random cobblestone
Greca /Border/Frise: Cut stone border
Ideal stain: Terracotta

Il pavimento stampato Ideal Work mantiene le caratteristiche di praticità del calcestruzzo e lo trasforma in una superficie nobile, che ricrea la bellezza naturale della pietra, della roccia, della ceramica, dei mattoni e addirittura del legno. In più, è estremamente versatile e ti consente di scegliere tra una vasta gamma di forme e di colori, per ottenere la soluzione che fa per te.

Ideal Work stamped concrete maintains the practicality of concrete yet transforms it into a surface full of aesthetic appeal by recreating the natural beauty of stone, rock, ceramic, brick and even wood. This extremely versatile system allows you to choose from a vast array of patterns and colours to obtain the perfect solution that suits your needs.

Le béton imprimé Ideal work maintient les caractéristiques du béton et le transforme en matière noble, qui recrée la beauté naturelle de la pierre, de la roche, de la céramique, de la brique et même du bois. Il est, entre autres, extrêmement éclectique, offrant ainsi un large choix de formes et de couleurs, pour obtenir la solution faite pour vous.



Colour hardener: Bianco
Release agent/Démoulant: Antracite
Stampo/Stamp/Matrice: Large ashlar cut slate
Greca/Border/Frise: Cut stone border
Ideal stain: Ebony



Colour hardener: Charcoal - Bianco
Release agent/Démoulant: Black - Adobe buff
Stampo/Stamp/Matrice: Ashlar cut slate
Ideal stain: Ebony
Greca/Border/Frise: Roman slate texture



Colour hardener: Bianco
Release agent/Démoulant: Neutro, Gray
Stampo/Stamp/Matrice: Castle stone
Greca/Border/Frise: Bushed border



Colour hardener: Terracotta, Bianco, Rosa
Release agent/Démouant: Gray
Stampo/Stamp/Matrice: Herringbone used brick
Greca/Border/Frise: Cut stone border



Colour hardener: Bianco
Release agent/Démouant: Antracite
Stampo/Stamp/Matrice: Rough stone texture, Stone of A
Rosone/Medallion/Rosace: Compass
Idea-stain: Ebony, Ambe, Brown



Colour hardener: Yellow buff
Release agent/Démouant: Mapplewood
Stampo/Stamp/Matrice: Roman slate texture

SUPERFICI BELLE DA VIVERE

New living with beautiful surfaces / Belles surfaces à vivre



ithens



Colour hardener: Bianco
Release agent/Démoulant: Antracite
Stampo/Stamp/Matrix: Ashlar cut slate

Ideale sia per rinnovare superfici esistenti che per realizzarne di nuove, il pavimento stampato consente di ottenere delle superfici non solo altamente innovative, ma anche belle da vivere. L'eccezionale effetto scenico e la grande praticità lo rendono perfetto oltre che per le abitazioni private, anche per strade, piazzali, piste ciclabili, marciapiedi, aree pedonali, centri commerciali, hotel, campeggi e parchi divertimenti.

Ideal for renovating existing or creating new floors and external hardscapes, stamped concrete allows you to achieve surfaces that are not only highly innovative but great to live with. The exceptional aesthetic appeal and great practicality make it perfect not only for private homes but also for roads, public squares, cycle paths, pavements, pedestrian areas, shopping malls, hotels, camping grounds and theme parks.

Idéal pour rénover des surfaces existantes ou pour en réaliser de nouvelles, le béton imprimé rend les surfaces non seulement innovantes, mais aussi belles à vivre. Le très beau rendu et la praticité en font le revêtement idéal pour les habitations privées mais aussi les routes, les places, les pistes cyclables, les trottoirs, les zones piétonnes, les centres commerciaux, les hôtels, les campings et parcs d'attractions.



Colour hardener: Terracotta, Bianco, Rosa
Release agent/Démoulant: Gray
Stampo/Stamp/Matrice: Herringbone used brick
Greca/Border/Frise: Cut stone border



innovative surfaces

GUIDA AL PAVIMENTO STAMPATO

Guide to stamped concrete / Guide du béton imprimé

COS'È IL PAVIMENTO STAMPATO

What is stamped concrete? / Qu'est-ce-que le béton imprimé



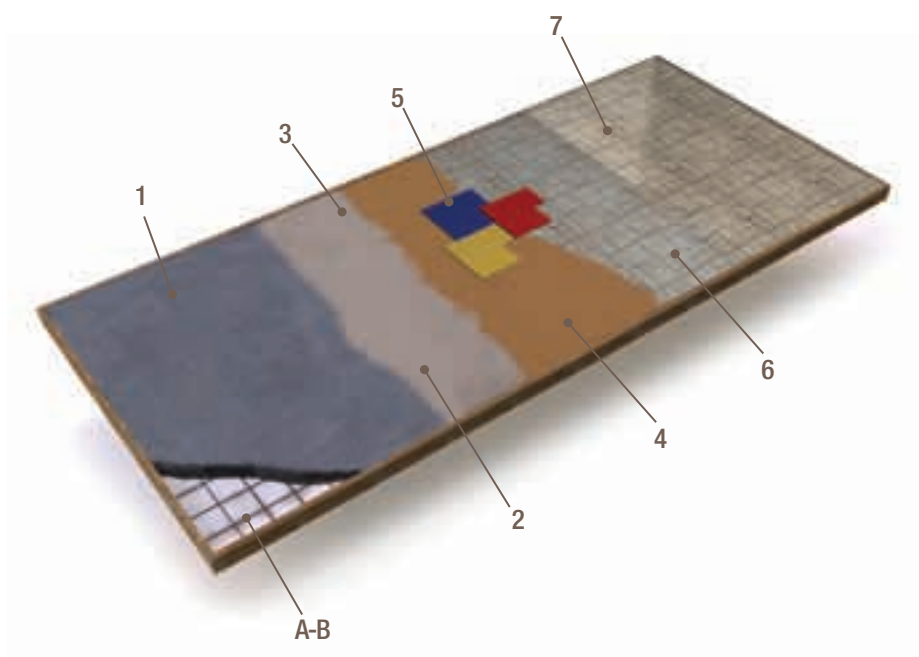
Il pavimento stampato Ideal Work è una pavimentazione monolitica in calcestruzzo colorato e corazzato con il premiscelato Colour hardener Ideal Work (colori disponibili in cartella colori). Il calcestruzzo dovrà essere di ottima qualità, conforme alle normative vigenti, additivato con fibre in polipropilene Ideal fibre e armato con rete elettrosaldata. Una volta incorporato e lisciato Colour hardener, si procede all'applicazione di Powder release agent, un distaccante colorato in polvere che, oltre a conferire alla superficie l'effetto antichizzato, consente di mantenere separati gli stampi dal calcestruzzo fresco. Il catalogo Ideal Work offre numerosi stampi che riproducono il disegno di pavimenti in pietra, laterizio, legno e che possono essere composti con greche, rosoni, motivi decorativi realizzabili anche a progetto. Stampato il pavimento, si procede alla realizzazione dei giunti di controllo, al lavaggio della superficie e alla stesura della resina protettiva Ideal Sealer che rende la pavimentazione completamente antimuffa, antipolvere, antiscivolo e antiassorbimento.

IdealWork stamped concrete is a monolithic concrete slab, treated and coloured with a premixed surface colour hardener (colours available on colour chart). The concrete mix should be of excellent quality in accordance with international standards, containing Ideal Polypropylene Fibres and toughened with steel reinforcement. Once the colour hardener has been incorporated and smoothed, the surface is treated with an application of a coloured, powdered release agent that, in addition to giving the surface an antiqued effect, also helps prevent the wet concrete from adhering to the texturing mats (moulds). Ideal Work's catalogue offers numerous stamps that reproduce the effects of stone, brick and wood and which can be enhanced with borders, medallions (circular decorative pieces) and decorative motifs that can be specially produced for custom made projects. After the pavement has been imprinted, crack control and construction joints are created, the surface is washed off and protective resin Ideal Sealer is applied which seals the pavement, making it completely anti-mould, anti-dust anti-absorption and enhances slip-resistance.

Le béton imprimé Ideal Work est un revêtement monolithique en béton coloré avec le colorant durcisseur pré-mélangé Colour hardener Ideal Work (les couleurs sont disponibles dans le nuancier). Le béton devra être de très bonne qualité, conforme aux normes en vigueur (béton RCK 30 de consistance S5), auquel seront ajoutées des fibres de polypropylène Ideal Work et soudé avec un treillis soudé. Une fois le colorant durcisseur Colour Hardener incorporé et lissé, il faut appliquer le démoulant coloré Powder release agent, un agent démoulant coloré en poudre qui confère à la surface un effet vieilli et permet de maintenir séparés les empreintes du béton frais. Le catalogue Ideal Work présente de nombreux types d'empreintes qui permettent de reproduire la pierre, la brique, le bois que l'on peut combiner avec des frises, des rosaces et autres motifs décoratifs. Une fois le béton imprimé, il faut créer les joints de dilatation, laver la surface et appliquer la résine de protection Ideal Sealer qui rend la surface anti-dérapante, la protège des moisissures, des liquides et des résidus volatils.

FASI DI APPLICAZIONE

Application phases / Phases d'applications



Preparazione del supporto

- A. Il sottofondo dovrà essere ben costipato e rullato.
- B. Casseratura e posa di rete elettro-saldata.

Applicazione Pavimento stampato

- 1. Il calcestruzzo additivato con fibre in polipropilene Ideal fibre andrà steso come di consueto, regolando le pendenze necessarie.
- 2. Applicazione e incorporazione del Colour hardener in 2 o 3 differenti applicazioni.
- 3. Rifinitura e lisciatura della superficie.
- 4. Applicazione del distaccante colorato Powder release agent.
- 5. Stampaggio e rifinitura con attrezzi professionali Ideal Work.
- 6. A pavimento indurito si procederà al lavaggio della superficie con idropulitrice e monospazzola e alla realizzazione dei giunti di controllo.
- 7. Dopo alcuni giorni, è consigliato applicare una resina protettiva. Il tipo di resina sarà scelto in funzione al traffico e al luogo di applicazione. Tra le resine consigliate citiamo Ideal Sealer, Aquapel-s e Petrotex-s.

Surface preparation

- A. The ground work should be graded and well compacted.
- B. Formwork setting and placement of steel reinforcement.

Stamped Concrete application

- 1. The concrete, containing Ideal Polypropylene Fibres, will be placed to falls in the usual way, adjusting the slope as required.
- 2. Application and incorporation of Colour hardener in 2 or 3 different applications.
- 3. Finishing and smoothing of the surface.
- 4. Application of the powdered release agent.
- 5. Imprinting and finishing using Ideal Work professional tools.
- 6. When the floor surface has hardened, proceed with washing of the surface using a pressure washer and a mono brush. Construction and crack control joints are then introduced.
- 7. After a few days, application of a protective sealer is recommended. The type of sealer is chosen according to the amount of traffic and the environment. The sealers that we recommend include Ideal Sealer, Aquapel-s and Petrotex-s.

Préparation du support


- A. La base doit être bien compacte et nivelée.
- B. Mise en place du treillis soudé.

Application pour Béton imprimé

- 1. Couler le béton auquel auront été ajoutées les fibres polypropylène Ideal Fibre, faire les réglages de niveau nécessaires.
- 2. Appliquer et incorporer le Colour hardener en 2 ou 3 applications.
- 3. Mise à niveau et lissage de la surface.
- 4. Application du démoulant coloré Powder release agent.
- 5. Procédez à l'impression à l'aide des empreintes Ideal Work.
- 6. Lorsque le revêtement est entièrement sec, lavez la surface à l'aide d'un karcher ou d'une mono-brosse puis réalisez les joints de dilatation.
- 7. Après plusieurs jours, il est conseillé d'appliquer une résine de protection. Le type de résine sera choisi en fonction du trafic et du lieu d'application. Vous avez le choix entre Ideal Sealer, Aquapel-s et Petrotex-s.

UN PARTNER DI FIDUCIA

A trusted partner / Un partenaire de confiance



Di Ideal Work ti puoi fidare perché...

- È leader europeo delle pavimentazioni e rivestimenti decorativi in calcestruzzo, presente in più di 30 paesi con oltre 3.000 rivenditori ed applicatori.
- Crede nell'importanza della formazione e per questo dedica ai propri applicatori un totale di 2.700 ore/uomo l'anno, con corsi teorici e pratici tenuti da personale specializzato.
- Il servizio clienti Ideal Work è sempre a disposizione di progettisti, posatori e clienti per informazioni di natura tecnica e commerciale.
- Il sistema di qualità aziendale è certificato ISO 9001: 2008, a testimonianza dell'alto livello qualitativo raggiunto negli anni. Ideal Work, inoltre, è socio di Green Building Council Italia, associazione che promuove la responsabilità ambientale, economica e sociale innovando il modo in cui gli edifici sono progettati, realizzati e utilizzati.

Sono queste le caratteristiche che consentono al marchio Ideal Work di essere sinonimo di qualità, abilità e competenza. Per essere al tuo servizio, in Italia e nel mondo.

You can trust Ideal Work because...

- Ideal Work is the European leader in decorative concrete technologies. It has a network of more than 3000 qualified and approved contractors and distributors all around Europe as well as in 30 different non-European countries.
- Training our staff and customers on all of our products and techniques is very important we commit over 2700 man/hours per year to training.
- Ideal Work customer service is always available for designers, applicators and customers for technical and commercial information.
- Ideal Work has achieved the quality system certificate ISO 9001:2008, reflecting the high level of quality achieved over the years. Ideal Work is also a member of the Green Building Council-Italy, an association that promotes environmental, economic and social responsibility, and is committed to transform the way in which buildings are designed, constructed and used.

These are the features that allow the brand "Ideal Work" to be synonymous with quality, experience and competence: to be at your service, in Italy and worldwide.

Vous pouvez vous fier à Ideal Work parce que...

- Il est le leader européen du revêtement décoratif en béton, il est aussi présent dans plus de 30 pays avec 3000 revendeurs et applicateurs.
- Nous croyons dans l'importance de la formation et pour cela nous dispensons à nos propres applicateurs un total de 2700 heures/hommes par année avec des cours théoriques et pratiques fait par des enseignants spécialisés.
- Le service clients Ideal Work est toujours à la disposition des designers, des applicateurs et des clients pour des informations de nature technique et commerciale.
- Le système de qualité de l'entreprise est certifié ISO 9001:2008, cette conformité témoigne du haut niveau qualitatif obtenue au fil des ans. Ideal Work est, entre autre, partenaire de Green Building Council Italia, association destinée à soutenir la construction et l'aménagement durables, à travers des pratiques plus respectueuses de l'environnement, de l'économie et des besoins.

Ces caractéristiques font qu'Ideal Work est synonyme de qualité, habileté et de compétence. Pour être à votre service en Italie et dans le monde.





Colour hardener: Desert tan
Release agent/Démoulant: Tabacco
Stampo/Stamp/Matrice: Fractured Cyprus slate



Colour hardener: Bianco
Release agent/Démoulant: Neutro, Gray
Stampo/Stamp/Matrice: Cedar wood plank



Colour hardener: Yellow buff, Tabacco
Release agent/Démoullant: Mapplewood, Gray
Stampo/Stamp/Matrice: Rough stone texture, Random cobblestone
Greca /Border/Frise: Cut stone border
Ideal stain: Terracotta



Colour hardener: Zinco
Release agent/Démoullant: Antracite
Stampo/Stamp/Matrice: Large ashlar cut slate
Greca/Border/Frise: Verona stone border
Ideal stain: Ebony



Colour hardener: Sun buff
Release agent/Démoullant: Marrone
Stampo/Stamp/Matrice: Random stone
Ideal stain: Amber

QUANDO IL GIOCO SI FA DURO

When the going gets tough / Quand les choses se corsent



Colour hardener: Bianco
 Release agent/Démoulant: Antracite
 Stampo/Stamp/Matrice: Stone of Athens
 Greca/Border/Friso: Bushed border
 Ideal stain: Ebony



Il pavimento stampato Ideal Work resiste a qualsiasi agente atmosferico e agli sbalzi termici e, grazie alla sua struttura monolitica, non è soggetto ad avvallamenti o assestamenti. È inoltre facile da pulire e da mantenere, antimuffa, antipolvere, antidrucciolo e particolarmente resistente all'usura e all'abrasione. Quando il gioco si fa duro, il pavimento stampato dà il meglio di sé.

Ideal Work stamped concrete resists every atmospheric agent and thermal differences and, thanks to its monolithic structure, is not subject to sinking or settling. It is easy to clean and maintain, is anti-mould, anti-dust and particularly resistant to slip, wear and tear and abrasion. When the going gets tough, stamped concrete brings out the best in itself.

Le béton imprimé Ideal Work résiste à n'importe quel agent atmosphérique et aux écarts de température de par sa structure monolithique, il ne risque pas de se tasser ni de s'affaisser. Il est également facile à entretenir. Traité anti-moisissure, antidérapant, il est particulièrement résistant à l'usure et à l'abrasion. Quand les choses se corsent, le béton imprimé donne le meilleur de lui-même.



Colour hardener: Bianco
 Release agent/Démoulant: Mapplewood, Gray
 Stampo/Stamp/Matrice: Rough stone texture
 Greca/Border/Frise: Bushed border



Colour hardener: Bianco
 Release agent/Démoulant: Sun buff, Gray
 Stampo/Stamp/Matrice: European fan
 Greca/Border/Frise: Cut stone border
 Ideal stain: Amber, Brown



Colour hardener: Gray
 Release agent/Démoulant: Charcoal
 Stampo/Stamp/Matrice: Old english cobblestone
 Greca/Border/Frise: Cut stone border
 Ideal stain: Ebony



Colour hardener: Marrone, Sand buff
Release agent/Démoulant: Antracite
Stampo/Stamp/Matrice: Grand ashlar slate
Greca /Border/Ftise: Cut stone border



01




02



03



04



05



06



07



08



09

A TE LA SCELTA

Make your choice / A vous de choisir



10




11




12



13



14



15



16



17



18

- 01 Stampo: Large ashlar cut slate / Colour hardener: Pewter / Release agent: Antracite
Stamp: Large ashlar cut slate / Colour hardener: Pewter / Release agent: Antracite
Matrice: Large ashlar cut slate / Colour hardener: Pewter / Démoulant: Antracite
- 02 Stampo: Bushed border / Colour hardener: Bianco / Release agent: Sun buff
Stamp: Bushed border / Colour hardener: Bianco / Release agent: Sun buff
Matrice: Bushed border / Colour hardener: Bianco / Démoulant: Sun buff
- 03 Stampo: Walkway slate / Colour hardener: Bianco / Realease agent: Redwood
Stamp: Walkway slate / Colour hardener: Bianco / Release agent: Redwood
Matrice: Walkway slate / Colour hardener: Bianco / Démoulant: Redwood
- 04 Stampo: Stone of Athens / Colour hardener: Sun buff / Release agent: Antracite / Acidificato Amber
Stamp: Stone of Athens / Colour hardener: Sun buff / Release agent: Antracite / Ideal stain: Amber
Matrice: Stone of Athens / Colour hardener: Sun buff / Démoulant: Antracite / Acidifié Amber
- 05 Stampo: Rough stone texture / Colour hardener: Mapplewood / Release agent: Marrone
Stamp: Rough stone texture / Colour hardener: Mapplewood / Release agent: Marrone
Matrice: Rough stone texture / Colour hardener: Mapplewood / Démoulant: Marrone
- 06 Stampo: Regal ashlar slate / Colour hardener: Sun buff / Release agent: Antracite
Stamp: Regal ashlar slate / Colour hardener: Sun buff / Release agent: Antracite
Matrice: Regal ashlar slate / Colour hardener: Sun buff / Démoulant: Antracite
- 07 Stampo: Herringbone used brick / Colour hardener: Rosso mattone / Realease agent: Antracite
Stamp: Herringbone used brick / Colour hardener: Rosso mattone / Realease agent: Antracite
Matrice: Herringbone used brick / Colour hardener: Rosso mattone / Démoulant: Antracite
- 08 Stampo: Running bond used brick / Colour hardener: Terracotta / Release agent: Charcoal
Stamp: Running bond used brick / Colour hardener: Terracotta / Release agent: Charcoal
Matrice: Running bond used brick / Colour hardener: Terracotta / Démoulant: Charcoal
- 09 Stampo: Rotating Venetian marble / Colour hardener: Bianco / Release agent: Mapplewood
Stamp: Rotating Venetian marble / Colour hardener: Bianco / Release agent: Mapplewood
Matrice: Rotating Venetian marble / Colour hardener: Bianco / Démoulant: Mapplewood

- 10 Stampo: Mattone di Siena / Colour hardener: Bianco / Release agent: Mapplewood
Stamp: Mattone di Siena / Colour hardener: Bianco / Release agent: Mapplewood
Matrice: Mattone di Siena / Colour hardener: Bianco / Démoulant: Mapplewood
- 11 Stampo: Roman slate texture / Colour hardener: Sun buff / Release agent: Marrone
Stamp: Roman slate texture / Colour hardener: Sun buff / Release agent: Marrone
Matrice: Roman slate texture / Colour hardener: Sun buff / Démoulant: Marrone
- 12 Stampo: Castle stone / Colour hardener: Cream / Realease agent: Marrone
Stamp: Castle stone / Colour hardener: Cream / Realease agent: Marrone
Matrice: Castle stone / Colour hardener: Cream / Démoulant: Marrone
- 13 Stampo: European fan / Colour hardener: Gray / Release agent: Antracite
Stamp: European fan / Colour hardener: Gray / Release agent: Antracite
Matrice: European fan / Colour hardener: Gray / Démoulant: Antracite
- 14 Stampo: Random stone / Colour hardener: Yellow buff / Release agent: Tabacco
Stamp: Random stone / Colour hardener: Yellow buff / Release agent: Tabacco
Matrice: Random stone / Colour hardener: Yellow buff / Démoulant: Tabacco
- 15 Stampo: Ashlar cut slate / Colour hardener: Tortora / Release agent: Antracite
Stamp: Ashlar cut slate / Colour hardener: Tortora / Release agent: Antracite
Matrice: Ashlar cut slate / Colour hardener: Tortora / Démoulant: Antracite
- 16 Stampo: Cedar wood plank / Colour hardener: Bianco / Release agent: Mapplewood
Stamp: Cedar wood plank / Colour hardener: Bianco / Release agent: Mapplewood
Matrice: Cedar wood plank / Colour hardener: Bianco / Démoulant: Mapplewood
- 17 Stampo: Grand ashlar slate / Colour hardener: Yellow buff / Release agent: Antracite
Stamp: Grand ashlar slate / Colour hardener: Yellow buff / Release agent: Antracite
Matrice: Grand ashlar slate / Colour hardener: Yellow buff / Démoulant: Antracite
- 18 Stampo: Fractured Cyprus slate / Colour hardener: Bianco / Release agent: Terracotta
Stamp: Fractured Cyprus slate / Colour hardener: Bianco / Release agent: Terracotta
Matrice: Fractured Cyprus slate / Colour hardener: Bianco / Démoulant: Terracotta



Colour hardener: Bianco, Zinco
Release agent/Démoulant: Antracite
Stampo/Stamp/Matrice: Large ashlar cut slate, European fan
Greca/Border/Frise: Cut stone border
Ideal stain: Ebony

Pavimento Sassoitalia
Sassoitalia Terrazzo Technology
Revêtement en béton désactivé-Sassoitalia




Muro Stampato
Vertical Texturing Systems
Revêtements muraux



Sistema Micro-Topping
Micro-Topping System
Système Micro-Topping



Pavimento Acidificato e Nuvolato
Reactive Stain and Nuvolato floor
Revêtement acidifié et ciré



www.idealwork.com

Tutte le soluzioni Ideal Work / All Ideal Work solutions / Toutes les solutions Ideal Work

Distribuito da
Delivered by
Distribué par:

DART



Ideal WORK S.r.l.
Via Kennedy, 52 - 31030 Vallà di Riese Pio X (TV) Italy
Tel. (+39) 0423 4535 - Fax (+39) 0423 748429
info@idealwork.it - www.idealwork.com